Mode	29	
Mode	Band Edge	
Mode	Straddle channels_5.47-5.725_802.11a_CH144_5720MHz	
ANT	22	
Pol.	Vertical	Fundamental
Peak	Blank	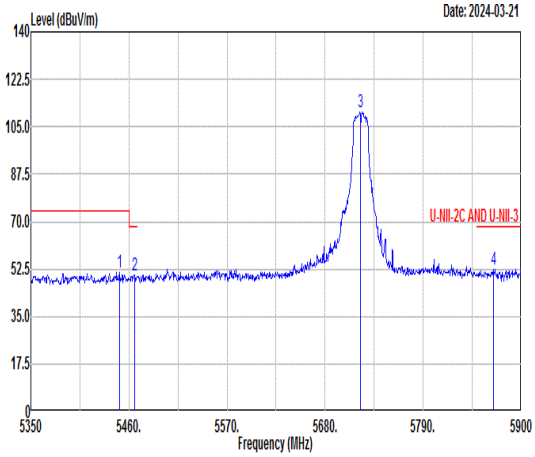 Freq Level Limit Line Margin Read Level Ant Factor Cable Loss Preamp Factor APos TPos Remark MHz dBuV/m dBuV/m dB dBuV dB/m dB dB cm deg 1 5449.55 51.00 74.00 -23.00 38.00 35.93 9.68 32.61 354 125 Peak 2 5466.05 50.41 68.30 -17.89 37.41 35.92 9.69 32.61 354 125 Peak 3 5720.00 110.41 ------ ------ 96.88 36.21 10.01 32.69 354 125 Peak 4 5869.20 52.53 68.30 -15.77 38.54 36.42 10.32 32.75 354 125 Peak
AVG	Blank	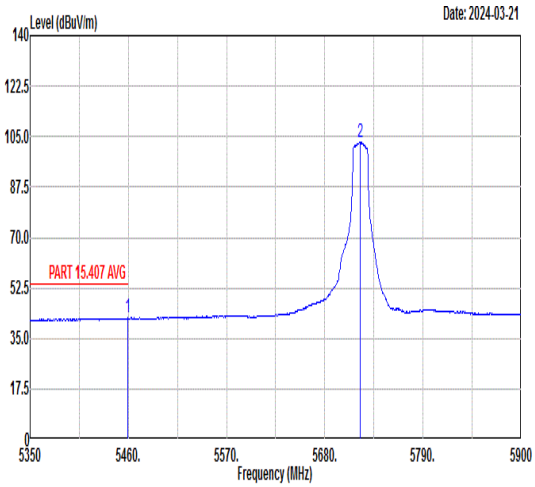 Freq Level Limit Line Margin Read Level Ant Factor Cable Loss Preamp Factor APos TPos Remark MHz dBuV/m dBuV/m dB dBuV dB/m dB dB cm deg 1 5459.45 42.01 54.00 -11.99 29.01 35.92 9.69 32.61 354 125 Peak 2 5720.00 103.17 ------ ------ 89.64 36.21 10.01 32.69 354 125 Average

Mode	29	
	Harmonic	
	Straddle channels_5.47-5.725_802.11a_CH144_5720MHz	
ANT	22	
Pol.	Horizontal	Vertical
Peak Avg	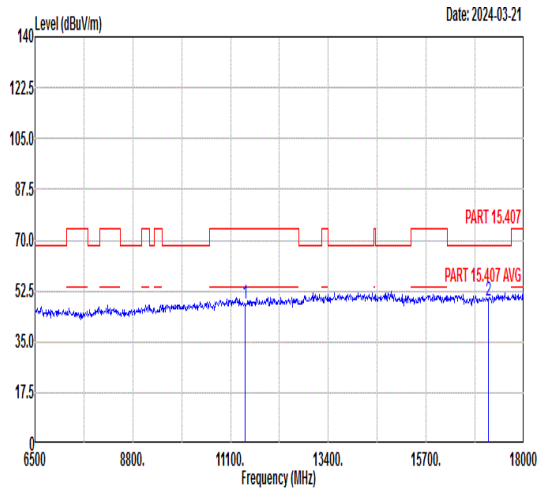 Freq Level Limit Line Margin Read Level Ant Factor Cable Loss Preamp Factor APos TPos Remark MHz dBuV/m dBuV/m dB dBuV dB/m dB dB cm deg 1 11440.00 47.96 74.00 -26.04 59.38 39.18 12.84 63.44 --- --- Peak 2 17160.00 49.29 68.30 -19.01 57.11 41.78 15.66 65.26 --- --- Peak	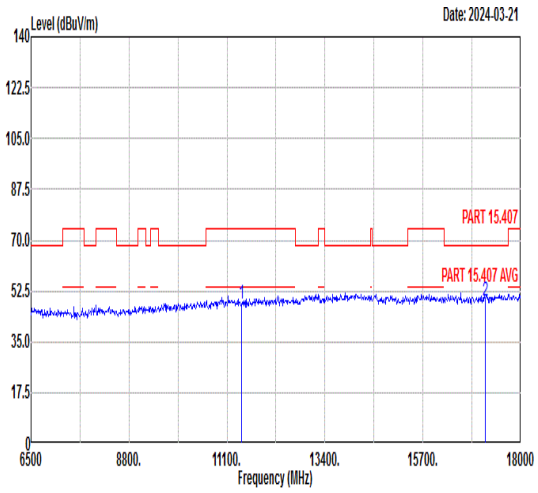 Freq Level Limit Line Margin Read Level Ant Factor Cable Loss Preamp Factor APos TPos Remark MHz dBuV/m dBuV/m dB dBuV dB/m dB dB cm deg 1 11440.00 48.14 74.00 -25.86 59.56 39.18 12.84 63.44 --- --- Peak 2 17160.00 49.35 68.30 -18.95 57.17 41.78 15.66 65.26 --- --- Peak

Mode	30	
	Band Edge	
	Straddle channels_5.47-5.725_802.11n HT20_CH144_5720MHz	
ANT	22	
Pol.	Horizontal	Fundamental
Peak	Blank	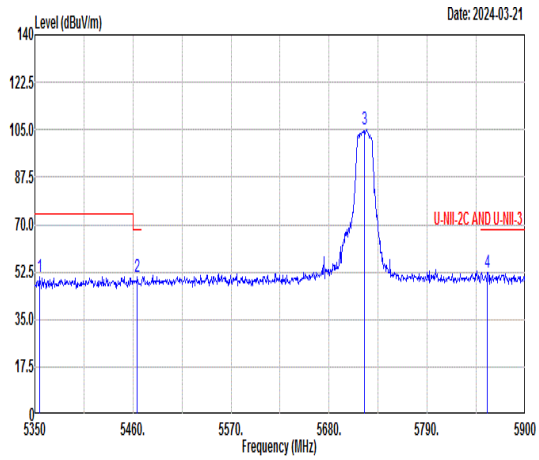 Freq Level Limit Line Margin Read Level Ant Factor Cable Loss Preamp Factor APos TPos Remark MHz dBuV/m dBuV/m dB dBuV dB/m dB dB cm deg 1 5354.95 50.98 74.00 -23.02 38.23 35.99 9.39 32.63 388 43 Peak 2 5464.95 50.53 68.30 -17.77 37.53 35.92 9.69 32.61 388 43 Peak 3 5720.00 104.91 ------ ------ 91.38 36.21 10.01 32.69 388 43 Peak 4 5857.65 52.35 68.30 -15.95 38.39 36.40 10.30 32.74 388 43 Peak
AVG	Blank	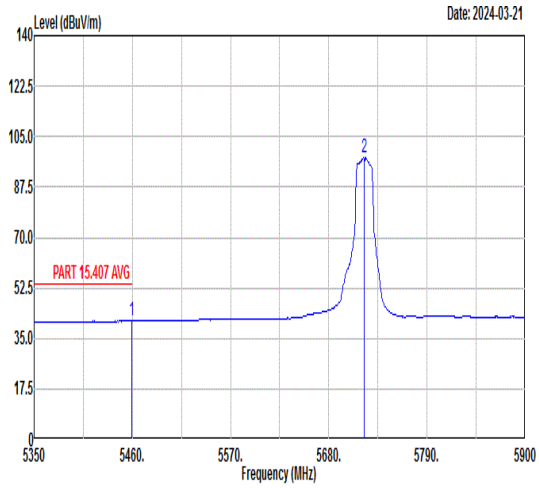 Freq Level Limit Line Margin Read Level Ant Factor Cable Loss Preamp Factor APos TPos Remark MHz dBuV/m dBuV/m dB dBuV dB/m dB dB cm deg 1 5459.45 41.16 54.00 -12.84 28.16 35.92 9.69 32.61 388 43 Peak 2 5720.00 97.58 ------ ------ 84.05 36.21 10.01 32.69 388 43 Average

Mode	30	
	Band Edge	
	Straddle channels_5.47-5.725_802.11n HT20_CH144_5720MHz	
ANT	22	
Pol.	Vertical	Fundamental
Peak	Blank	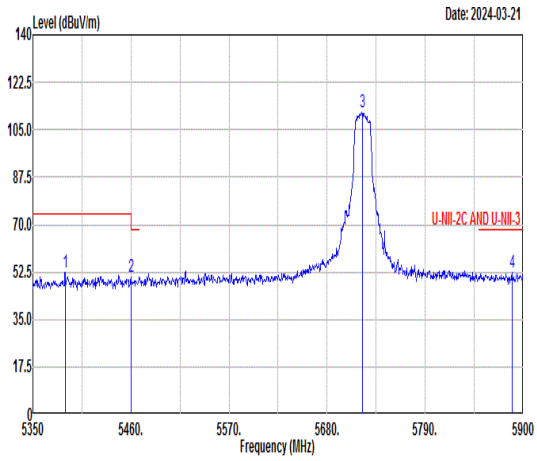 Freq Level Limit Line Margin Read Level Ant Factor Cable Loss Preamp Factor APos TPos Remark MHz dBuV/m dBuV/m dB dBuV dB/m dB dB cm deg 1 5386.30 52.20 74.00 -21.80 39.30 35.97 9.55 32.62 345 259 Peak 2 5460.00 50.53 68.30 -17.77 37.53 35.92 9.69 32.61 345 259 Peak 3 5720.00 111.36 ------ ------ 97.83 36.21 10.01 32.69 345 259 Peak 4 5887.35 52.48 68.30 -15.82 38.43 36.44 10.36 32.75 345 259 Peak
AVG	Blank	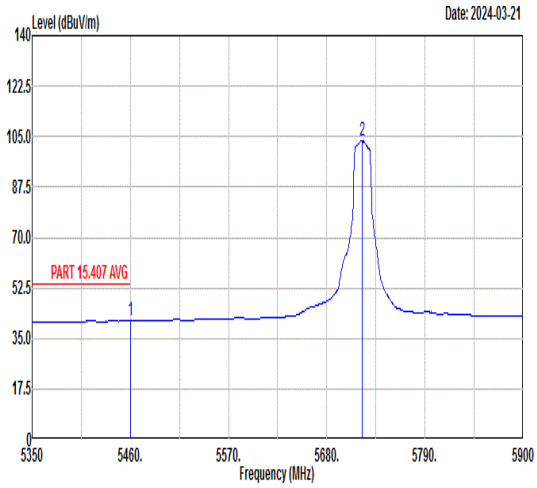 Freq Level Limit Line Margin Read Level Ant Factor Cable Loss Preamp Factor APos TPos Remark MHz dBuV/m dBuV/m dB dBuV dB/m dB dB cm deg 1 5460.00 41.18 54.00 -12.82 28.18 35.92 9.69 32.61 345 259 Peak 2 5720.00 103.66 ------ ------ 90.13 36.21 10.01 32.69 345 259 Average

Mode	30	
	Harmonic	
	Straddle channels_5.47-5.725_802.11n HT20_CH144_5720MHz	
ANT	22	
Pol.	Horizontal	Vertical
Peak Avg	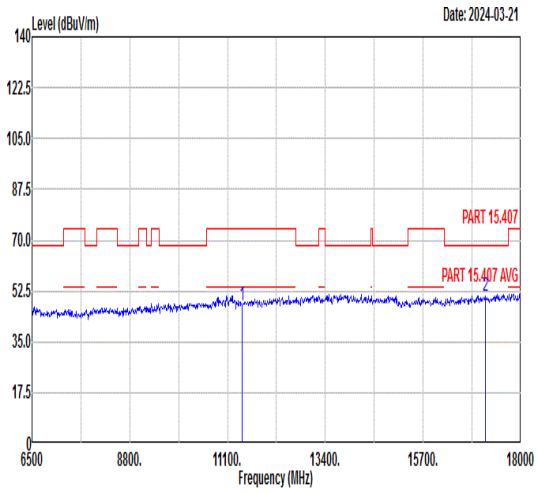 Freq Level Limit Line Margin Read Level Ant Factor Cable Loss Preamp Factor APos TPos Remark MHz dBuV/m dBuV/m dB dBuV dB/m dB dB cm deg 1 11440.00 47.30 74.00 -26.70 58.72 39.18 12.84 63.44 --- --- Peak 2 17160.00 50.51 68.30 -17.79 58.33 41.78 15.66 65.26 --- --- Peak	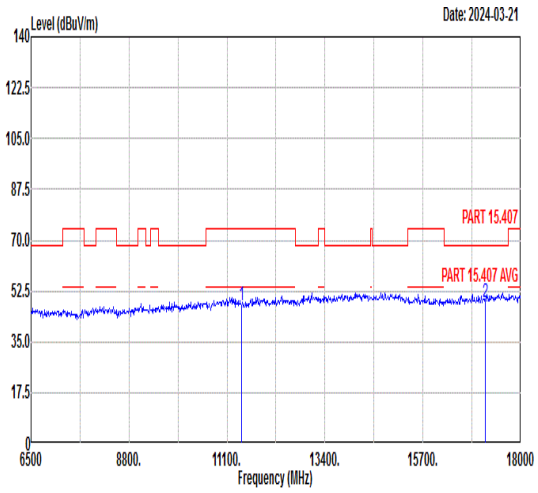 Freq Level Limit Line Margin Read Level Ant Factor Cable Loss Preamp Factor APos TPos Remark MHz dBuV/m dBuV/m dB dBuV dB/m dB dB cm deg 1 11440.00 47.60 74.00 -26.40 59.02 39.18 12.84 63.44 --- --- Peak 2 17160.00 48.62 68.30 -19.68 56.44 41.78 15.66 65.26 --- --- Peak

Mode	31	
	Band Edge	
	Straddle channels_5.47-5.725_802.11n HT40_CH142_5710MHz	
ANT	22	
Pol.	Horizontal	Fundamental
Peak	Blank	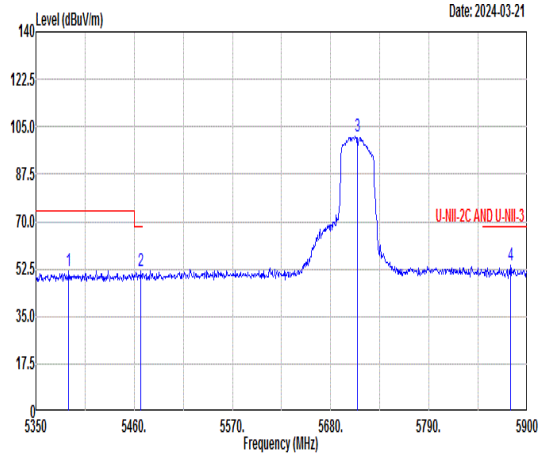 Freq Level Limit Line Margin Read Level Ant Factor Cable Loss Preamp Factor APos TPos Remark MHz dBuV/m dBuV/m dB dBuV dB/m dB dB cm deg 1 5386.85 51.97 74.00 -22.03 39.06 35.97 9.56 32.62 394 29 Peak 2 5467.15 51.62 68.30 -16.68 38.62 35.92 9.69 32.61 394 29 Peak 3 5710.00 101.32 ------ ------ 87.82 36.19 9.99 32.68 394 29 Peak 4 5881.30 54.12 68.30 -14.18 40.09 36.43 10.35 32.75 394 29 Peak
AVG	Blank	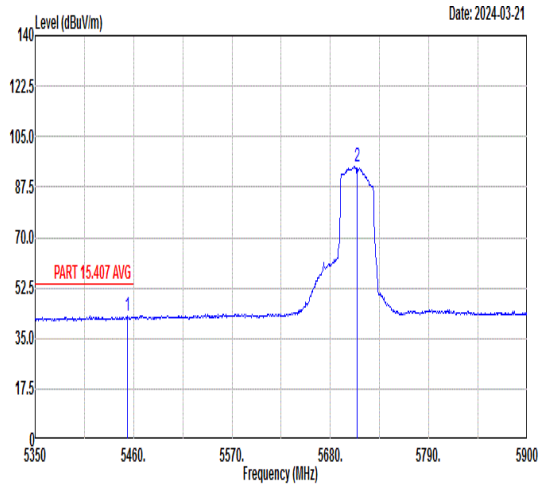 Freq Level Limit Line Margin Read Level Ant Factor Cable Loss Preamp Factor APos TPos Remark MHz dBuV/m dBuV/m dB dBuV dB/m dB dB cm deg 1 5452.85 42.60 54.00 -11.40 29.60 35.93 9.68 32.61 394 29 Peak 2 5710.00 94.40 ------ ------ 80.90 36.19 9.99 32.68 394 29 Average

Mode	31	
Mode	Band Edge	
Mode	Straddle channels_5.47-5.725_802.11n HT40_CH142_5710MHz	
ANT	22	
Pol.	Vertical	Fundamental
Peak	Blank	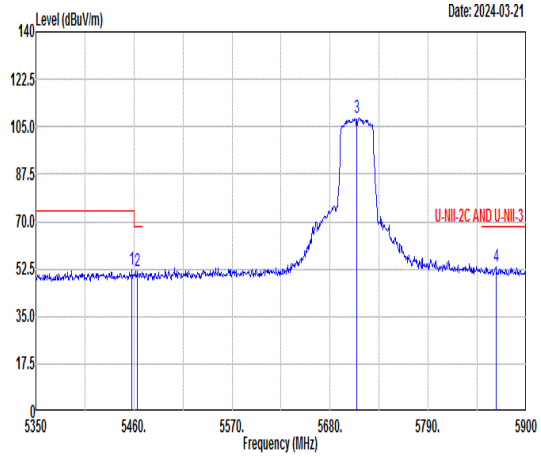 Freq Level Limit Line Margin Read Level Ant Factor Cable Loss Preamp Factor APos Remark TPos MHz dBuV/m dBuV/m dB dBuV dB/m dB dB cm deg 1 5457.80 52.11 74.00 -21.89 39.10 35.93 9.69 32.61 344 257 Peak 2 5463.85 51.70 68.30 -16.60 38.70 35.92 9.69 32.61 344 257 Peak 3 5710.00 108.38 ------ ------ 94.88 36.19 9.99 32.68 344 257 Peak 4 5865.90 53.44 68.30 -14.86 39.47 36.41 10.31 32.75 344 257 Peak
AVG	Blank	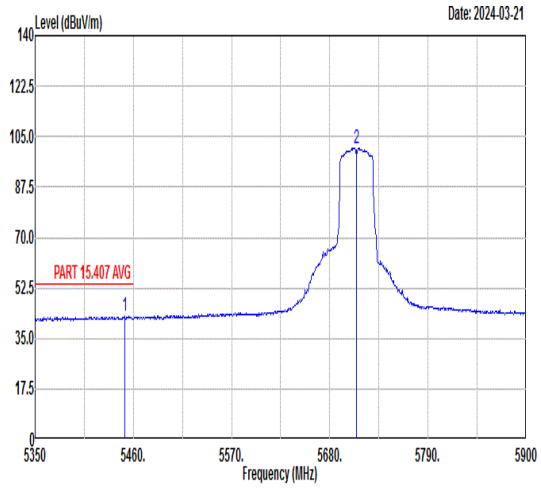 Freq Level Limit Line Margin Read Level Ant Factor Cable Loss Preamp Factor APos Remark TPos MHz dBuV/m dBuV/m dB dBuV dB/m dB dB cm deg 1 5450.10 42.76 54.00 -11.24 29.76 35.93 9.68 32.61 344 257 Peak 2 5710.00 100.83 ------ ------ 87.33 36.19 9.99 32.68 344 257 Average

Mode	32	
Mode	Band Edge	
Mode	Straddle channels_5.47-5.725_ 11ac VHT80_CH138_5690MHz	
ANT	22	
Pol.	Horizontal	Fundamental
Peak	Blank	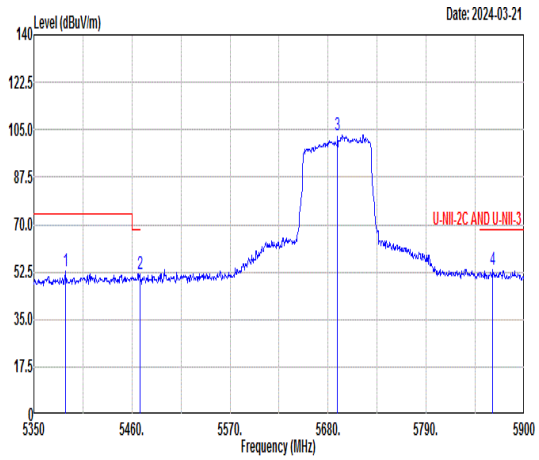 Freq Level Limit Line Margin Read Level Ant Factor Cable Loss Preamp Factor APos TPos Remark MHz dBuV/m dBuV/m dB dBuV dB/m dB dB cm deg 1 5385.20 52.89 74.00 -21.11 39.99 35.97 9.55 32.62 322 315 Peak 2 5468.80 51.95 68.30 -16.35 38.95 35.92 9.69 32.61 322 315 Peak 3 5690.00 102.95 ------ ------ 89.51 36.17 9.95 32.68 322 315 Peak 4 5864.25 53.25 68.30 -15.05 39.28 36.41 10.31 32.75 322 315 Peak
Peak	Blank	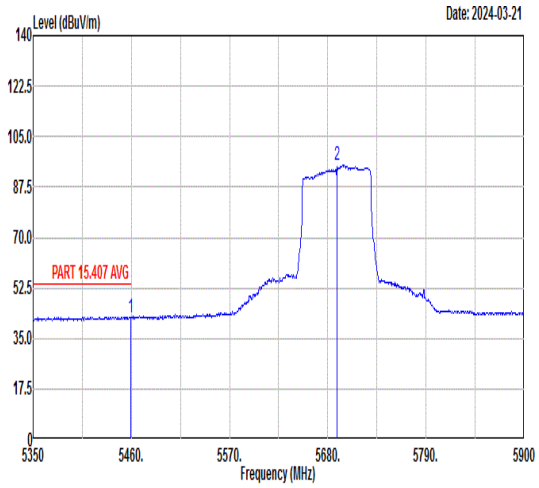 Freq Level Limit Line Margin Read Level Ant Factor Cable Loss Preamp Factor APos TPos Remark MHz dBuV/m dBuV/m dB dBuV dB/m dB dB cm deg 1 5459.45 42.48 54.00 -11.52 29.48 35.92 9.69 32.61 322 315 Peak 2 5690.00 95.01 ------ ------ 81.57 36.17 9.95 32.68 322 315 Average

Mode	32	
Mode	Band Edge	
Mode	Straddle channels_5.47-5.725_ 11ac VHT80_CH138_5690MHz	
ANT	22	
Pol.	Vertical	Fundamental
Peak	Blank	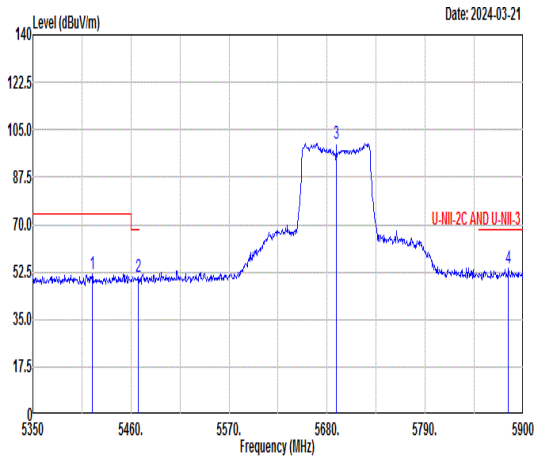 Freq Level Limit Line Margin Read Level Ant Factor Cable Loss Preamp Factor APos TPos Remark MHz dBuV/m dBuV/m dB dBuV dB/m dB dB cm deg 1 5416.55 51.63 74.00 -22.37 38.64 35.95 9.66 32.62 337 262 Peak 2 5468.25 50.92 68.30 -17.38 37.92 35.92 9.69 32.61 337 262 Peak 3 5690.00 99.95 ------ ------ 86.51 36.17 9.95 32.68 337 262 Peak 4 5883.50 53.72 68.30 -14.58 39.68 36.44 10.35 32.75 337 262 Peak
AVG	Blank	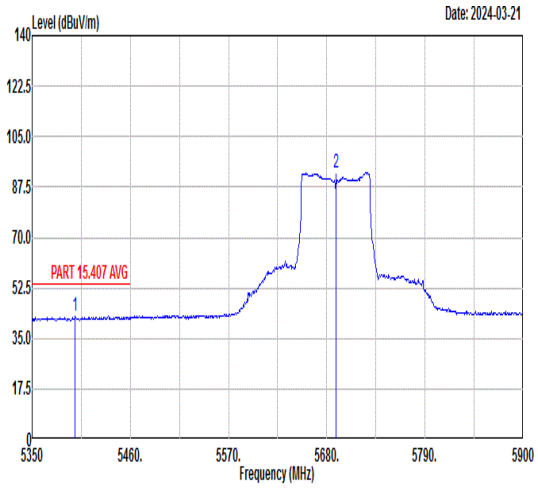 Freq Level Limit Line Margin Read Level Ant Factor Cable Loss Preamp Factor APos TPos Remark MHz dBuV/m dBuV/m dB dBuV dB/m dB dB cm deg 1 5398.40 42.60 54.00 -11.40 29.64 35.96 9.62 32.62 337 262 Peak 2 5690.00 92.37 ------ ------ 78.93 36.17 9.95 32.68 337 262 Average

Mode	33	
	Harmonic	
	U-NII-3_5.725-5.85_802.11a_CH149_5745MHz	
ANT	22	
Pol.	Horizontal	Vertical
Peak Avg	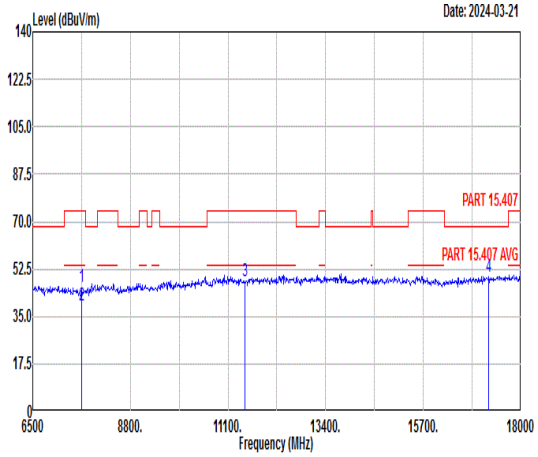 Freq Level Limit Line Margin Read Level Ant Factor Cable Loss Preamp Factor APos TPos Remark MHz dBuV/m dBuV/m dB dBuV dB/m dB dB cm deg 1 7659.99 46.05 74.00 -27.95 63.79 36.93 10.18 64.85 100 286 Peak 2 7659.99 38.90 54.00 -15.10 56.64 36.93 10.18 64.85 100 286 Average 3 11490.00 48.05 74.00 -25.95 59.42 39.20 12.87 63.44 --- --- Peak 4 17235.00 49.43 68.30 -18.87 57.15 41.86 15.72 65.30 --- --- Peak	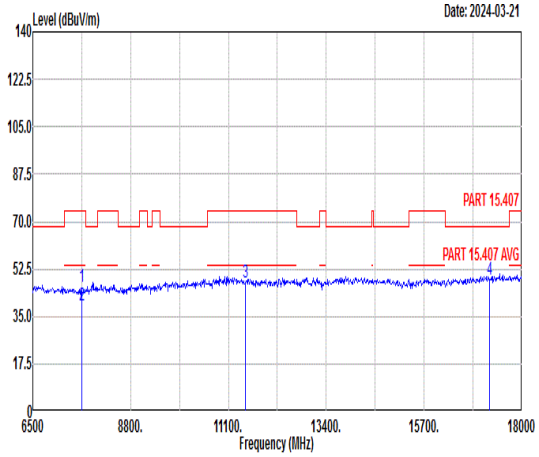 Freq Level Limit Line Margin Read Level Ant Factor Cable Loss Preamp Factor APos TPos Remark MHz dBuV/m dBuV/m dB dBuV dB/m dB dB cm deg 1 7659.99 46.17 74.00 -27.83 63.91 36.93 10.18 64.85 100 244 Peak 2 7659.99 39.01 54.00 -14.99 56.75 36.93 10.18 64.85 100 244 Average 3 11490.00 47.58 74.00 -26.42 58.95 39.20 12.87 63.44 --- --- Peak 4 17235.00 48.74 68.30 -19.56 56.46 41.86 15.72 65.30 --- --- Peak

Mode	34	
	Harmonic	
	U-NII-3_5.725-5.85_802.11a_CH157_5785MHz	
ANT	22	
Pol.	Horizontal	Vertical
Peak Avg	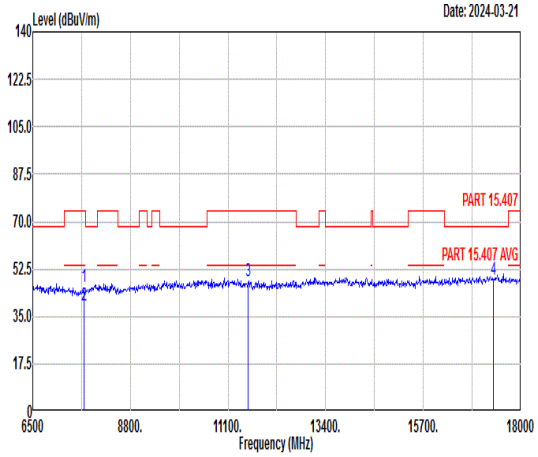 Freq Level Limit Line Margin Read Level Ant Factor Cable Loss Preamp Factor APos TPos Remark MHz dBuV/m dBuV/m dB dBuV dB/m dB dB cm deg 1 7713.14 45.81 74.00 -28.19 63.47 36.97 10.22 64.85 100 284 Peak 2 7713.14 38.89 54.00 -15.11 56.55 36.97 10.22 64.85 100 284 Average 3 11570.00 48.02 74.00 -25.98 59.31 39.23 12.93 63.45 --- --- Peak 4 17355.00 48.80 68.30 -19.50 56.36 41.99 15.81 65.36 --- --- Peak	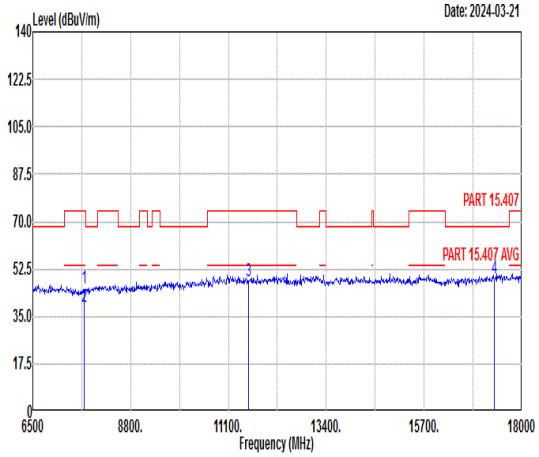 Freq Level Limit Line Margin Read Level Ant Factor Cable Loss Preamp Factor APos TPos Remark MHz dBuV/m dBuV/m dB dBuV dB/m dB dB cm deg 1 7707.50 45.61 74.00 -28.39 63.28 36.97 10.21 64.85 100 240 Peak 2 7713.14 38.65 54.00 -15.35 56.31 36.97 10.22 64.85 100 240 Average 3 11570.00 48.28 74.00 -25.72 59.57 39.23 12.93 63.45 --- --- Peak 4 17355.00 48.93 68.30 -19.37 56.49 41.99 15.81 65.36 --- --- Peak

Mode	35	
	Band Edge	
	U-NII-3_5.725-5.85_802.11a_CH165_5825MHz	
ANT	22	
Pol.	Horizontal	Fundamental
Peak	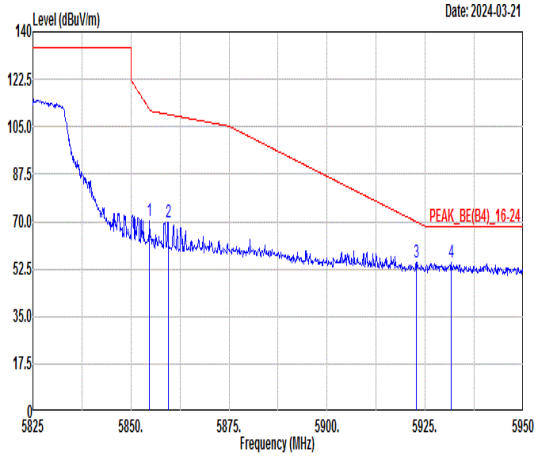 Freq Level Limit Line Margin (dB) Read Level Ant Factor Cable Loss Preamp Factor APos TPos Remark MHz dBuV/m dBuV/m dBuV dB/m dB dB cm deg 1 5854.75 70.42 111.37 -40.95 56.08 36.40 10.29 32.35 100 292 PEAK 2 5859.50 69.56 109.54 -39.98 55.22 36.40 10.30 32.36 100 292 PEAK 3 5922.75 55.04 69.95 -14.91 40.54 36.49 10.43 32.42 100 292 PEAK 4 5931.63 55.19 68.30 -13.11 40.67 36.50 10.45 32.43 100 292 PEAK	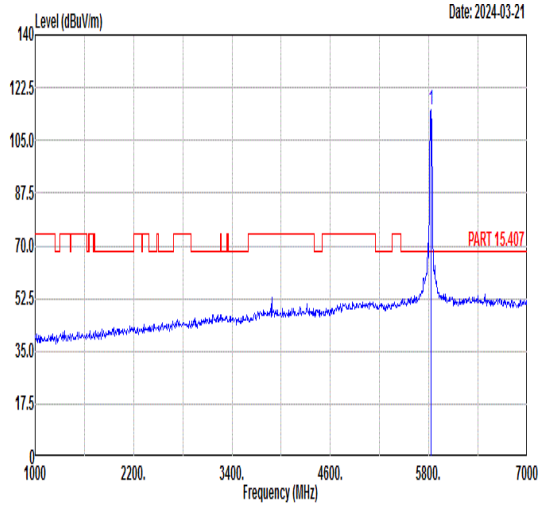 Freq Level Limit Line Margin (dB) Read Level Ant Factor Cable Loss Preamp Factor APos TPos Remark MHz dBuV/m dBuV/m dBuV dB/m dB dB cm deg 1 5825.00 115.22 ------ ------ 100.96 36.35 10.23 32.32 100 292 PEAK
Avg	Blank	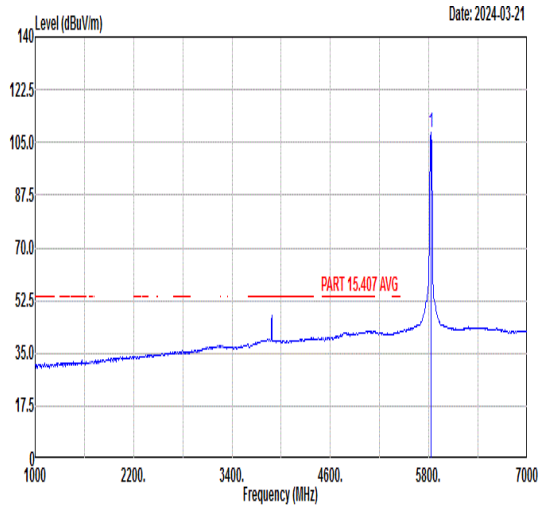 Freq Level Limit Line Margin (dB) Read Level Ant Factor Cable Loss Preamp Factor APos TPos Remark MHz dBuV/m dBuV/m dBuV dB/m dB dB cm deg 1 5825.00 108.29 ------ ------ 94.03 36.35 10.23 32.32 100 292 AVERAGE

Mode	35	
	Band Edge	
	U-NII-3_5.725-5.85_802.11a_CH165_5825MHz	
ANT	22	
Pol.	Vertical	Fundamental
Peak	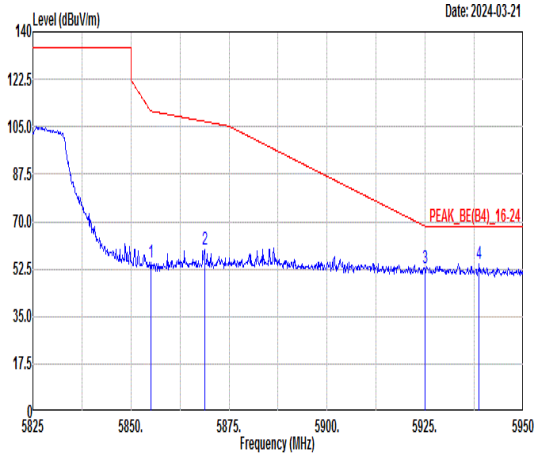 Freq Level Limit Line Margin (dB) Read Level Ant Factor Cable Loss Preamp Factor APos TPos Remark MHz dBuV/m dBuV/m dBuV dB/m dB dB cm deg 1 5855.00 55.14 110.80 -55.66 40.80 36.40 10.29 32.35 373 257 PEAK 2 5868.75 59.87 106.95 -47.08 45.50 36.42 10.32 32.37 373 257 PEAK 3 5924.88 52.99 68.39 -15.40 38.48 36.49 10.44 32.42 373 257 PEAK 4 5938.75 54.41 68.30 -13.89 39.87 36.51 10.47 32.44 373 257 PEAK	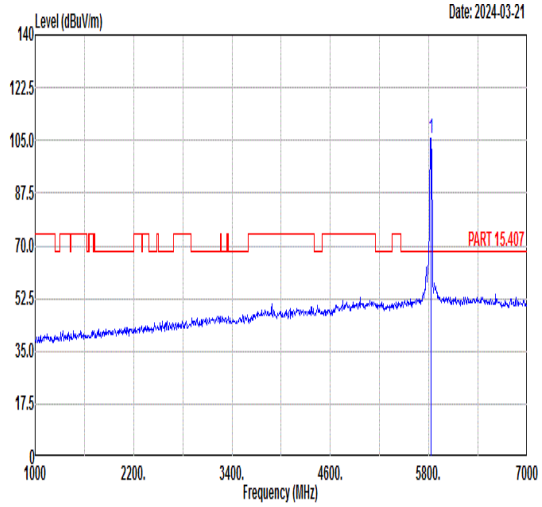 Freq Level Limit Line Margin (dB) Read Level Ant Factor Cable Loss Preamp Factor APos TPos Remark MHz dBuV/m dBuV/m dBuV dB/m dB dB cm deg 1 5825.00 105.79 ------ ------ 91.53 36.35 10.23 32.32 373 257 PEAK
Avg	Blank	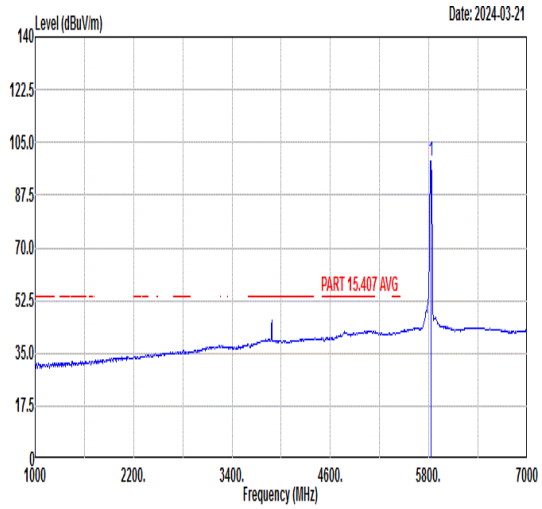 Freq Level Limit Line Margin (dB) Read Level Ant Factor Cable Loss Preamp Factor APos TPos Remark MHz dBuV/m dBuV/m dBuV dB/m dB dB cm deg 1 5825.00 98.71 ------ ------ 84.47 36.35 10.21 32.32 373 257 AVERAGE

Mode	35	
	Harmonic	
	U-NII-3_5.725-5.85_802.11a_CH165_5825MHz	
ANT	22	
Pol.	Horizontal	Vertical
Peak Avg	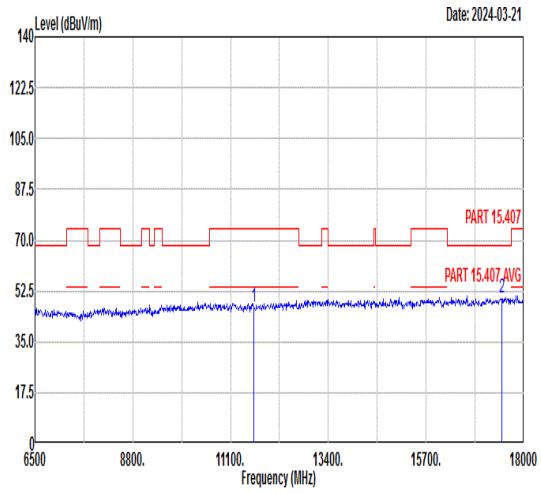 Freq Level Limit Line Margin Read Level Ant Factor Cable Loss Preamp Factor APos TPos Remark MHz dBuV/m dBuV/m dB dBuV dB/m dB dB cm deg 1 11650.00 46.79 74.00 -27.21 57.99 39.26 12.99 63.45 --- --- Peak 2 17475.00 50.15 68.30 -18.15 57.56 42.12 15.90 65.43 --- --- Peak	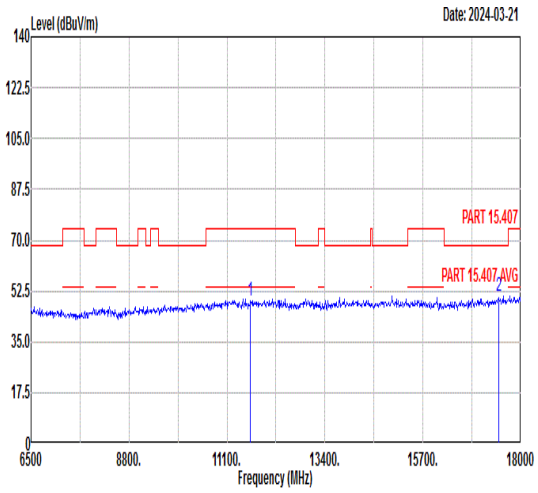 Freq Level Limit Line Margin Read Level Ant Factor Cable Loss Preamp Factor APos TPos Remark MHz dBuV/m dBuV/m dB dBuV dB/m dB dB cm deg 1 11650.00 49.30 74.00 -24.70 60.50 39.26 12.99 63.45 --- --- Peak 2 17475.00 50.47 68.30 -17.83 57.88 42.12 15.90 65.43 --- --- Peak

Mode	36	
	Band Edge	
	U-NII-3_5.725-5.85_802.11n HT20_CH149_5745MHz	
ANT	22	
Pol.	Horizontal	Fundamental
Peak	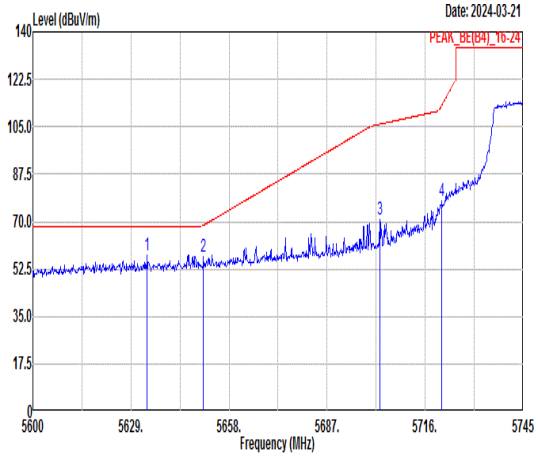 Freq Level Limit Line Margin (dB) Read Level Ant Factor Cable Loss Preamp Factor APos TPos Remark MHz dBuV/m dBuV/m dBuV dB/m dB dB cm deg 1 5633.79 57.60 68.30 -10.70 43.81 36.09 9.83 32.13 100 289 PEAK 2 5650.46 57.00 68.64 -11.64 43.18 36.11 9.86 32.15 100 289 PEAK 3 5702.52 70.67 105.91 -35.24 56.72 36.18 9.97 32.20 100 289 PEAK 4 5720.93 77.44 112.92 -35.48 63.44 36.21 10.01 32.22 100 289 PEAK	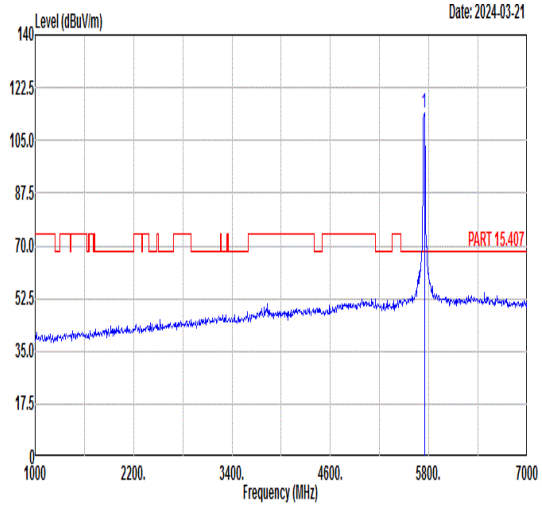 Freq Level Limit Line Margin (dB) Read Level Ant Factor Cable Loss Preamp Factor APos TPos Remark MHz dBuV/m dBuV/m dBuV dB/m dB dB cm deg 1 5745.00 114.10 ------ ------ 100.05 36.24 10.06 32.25 100 289 PEAK
Avg	Blank	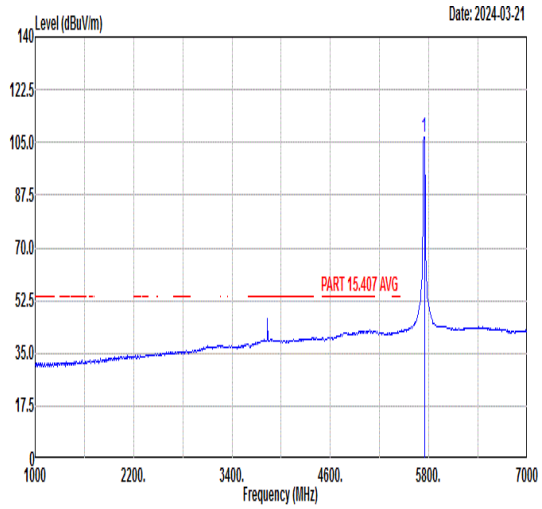 Freq Level Limit Line Margin (dB) Read Level Ant Factor Cable Loss Preamp Factor APos TPos Remark MHz dBuV/m dBuV/m dBuV dB/m dB dB cm deg 1 5745.00 106.86 ------ ------ 92.81 36.24 10.06 32.25 100 289 AVERAGE

Mode	36	
	Band Edge	
	U-NII-3_5.725-5.85_802.11n HT20_CH149_5745MHz	
ANT	22	
Pol.	Vertical	Fundamental
Peak	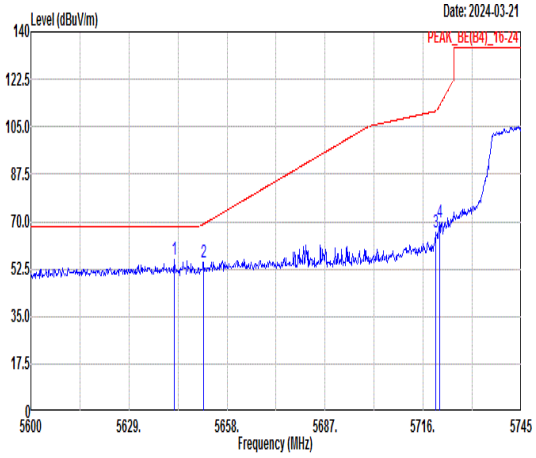 Freq Level Limit Line Margin (dB) Read Level Ant Factor Cable Loss Preamp Factor APos TPos Remark 1 5642.49 56.01 68.30 -12.29 42.20 36.10 9.85 32.14 390 247 PEAK 2 5651.04 54.99 69.07 -14.08 41.17 36.11 9.86 32.15 390 247 PEAK 3 5719.63 66.13 110.70 -44.57 52.13 36.21 10.01 32.22 390 247 PEAK 4 5720.79 69.76 112.59 -42.83 55.76 36.21 10.01 32.22 390 247 PEAK	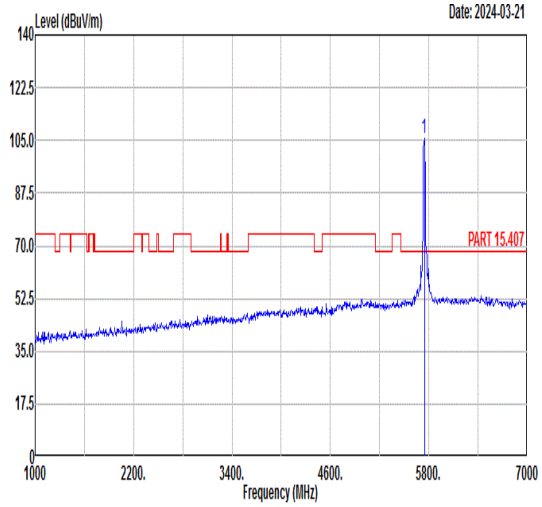 Freq Level Limit Line Margin (dB) Read Level Ant Factor Cable Loss Preamp Factor APos TPos Remark 1 5745.00 105.75 ------ ------ 91.70 36.24 10.06 32.25 390 247 PEAK
Avg	Blank	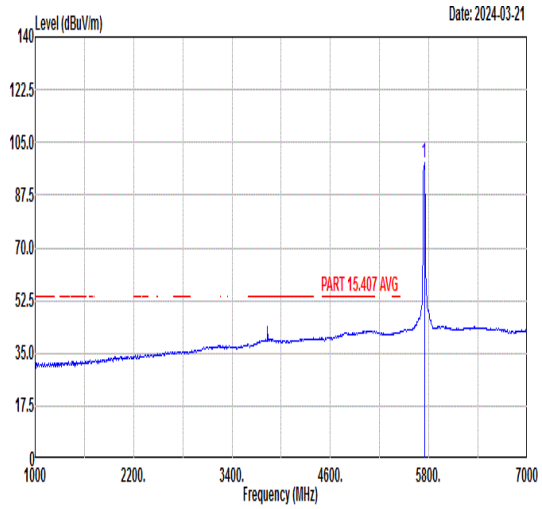 Freq Level Limit Line Margin (dB) Read Level Ant Factor Cable Loss Preamp Factor APos TPos Remark 1 5745.00 98.04 ------ ------ 83.99 36.24 10.06 32.25 390 247 AVERAGE

Mode	36	
	Harmonic	
	U-NII-3_5.725-5.85_802.11n HT20_CH149_5745MHz	
ANT	22	
Pol.	Horizontal	Vertical
Peak Avg	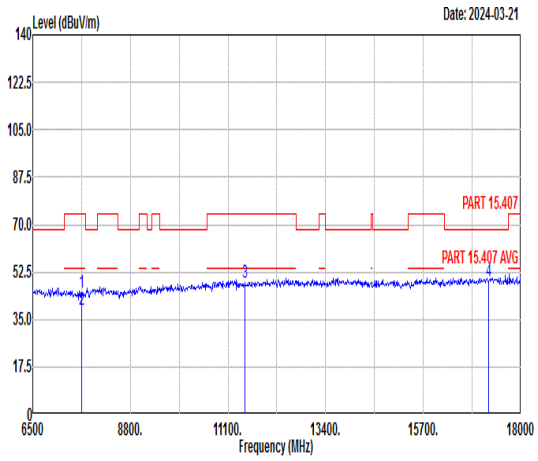 Freq Level Limit Line Margin Read Level Ant Factor Cable Loss Preamp Factor APos TPos Remark MHz dBuV/m dBuV/m dB dBuV dB/m dB dB cm deg 1 7659.99 45.08 74.00 -28.92 62.82 36.93 10.18 64.85 100 283 Peak 2 7659.99 38.46 54.00 -15.54 56.20 36.93 10.18 64.85 100 283 Average 3 11490.00 48.39 74.00 -25.61 59.76 39.20 12.87 63.44 --- --- Peak 4 17235.00 49.24 68.30 -19.06 56.96 41.86 15.72 65.30 --- --- Peak	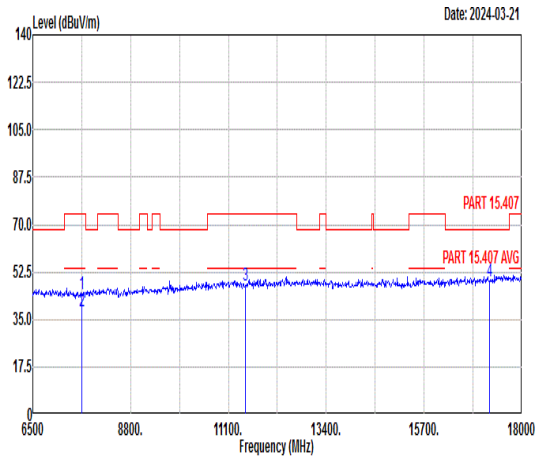 Freq Level Limit Line Margin Read Level Ant Factor Cable Loss Preamp Factor APos TPos Remark MHz dBuV/m dBuV/m dB dBuV dB/m dB dB cm deg 1 7659.99 44.52 74.00 -29.48 62.26 36.93 10.18 64.85 100 245 Peak 2 7659.99 37.84 54.00 -16.16 55.58 36.93 10.18 64.85 100 245 Average 3 11490.00 47.74 74.00 -26.26 59.11 39.20 12.87 63.44 --- --- Peak 4 17235.00 49.07 68.30 -19.23 56.79 41.86 15.72 65.30 --- --- Peak

Mode	37	
	Harmonic	
	U-NII-3_5.725-5.85_802.11n HT20_CH157_5785MHz	
ANT	22	
Pol.	Horizontal	Vertical
Peak Avg	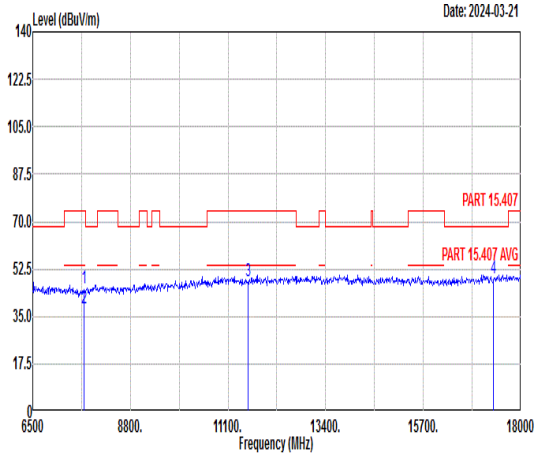 Freq Level Limit Line Margin Read Level Ant Factor Cable Loss Preamp Factor APos TPos Remark MHz dBuV/m dBuV/m dB dBuV dB/m dB dB cm deg 1 7713.14 45.61 74.00 -28.39 63.27 36.97 10.22 64.85 100 282 Peak 2 7713.14 38.10 54.00 -15.90 55.76 36.97 10.22 64.85 100 282 Average 3 11570.00 48.26 74.00 -25.74 59.55 39.23 12.93 63.45 --- --- Peak 4 17355.00 49.02 68.30 -19.28 56.58 41.99 15.81 65.36 --- --- Peak	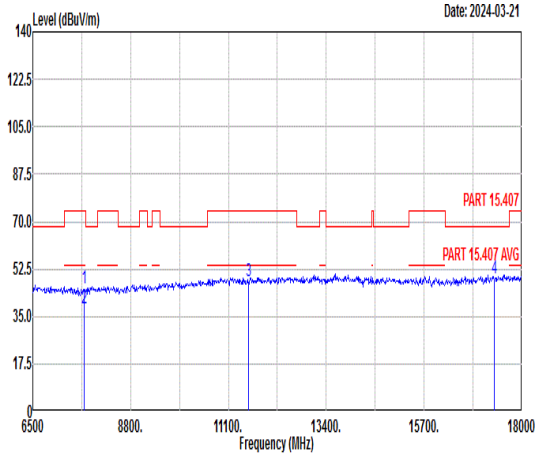 Freq Level Limit Line Margin Read Level Ant Factor Cable Loss Preamp Factor APos TPos Remark MHz dBuV/m dBuV/m dB dBuV dB/m dB dB cm deg 1 7713.14 45.21 74.00 -28.79 62.87 36.97 10.22 64.85 100 240 Peak 2 7713.14 38.03 54.00 -15.97 55.69 36.97 10.22 64.85 100 240 Average 3 11570.00 48.14 74.00 -25.86 59.43 39.23 12.93 63.45 --- --- Peak 4 17355.00 48.90 68.30 -19.40 56.46 41.99 15.81 65.36 --- --- Peak

Mode	38	
	Band Edge	
	U-NII-3_5.725-5.85_802.11n HT20_CH165_5825MHz	
ANT	22	
Pol.	Horizontal	Fundamental
Peak	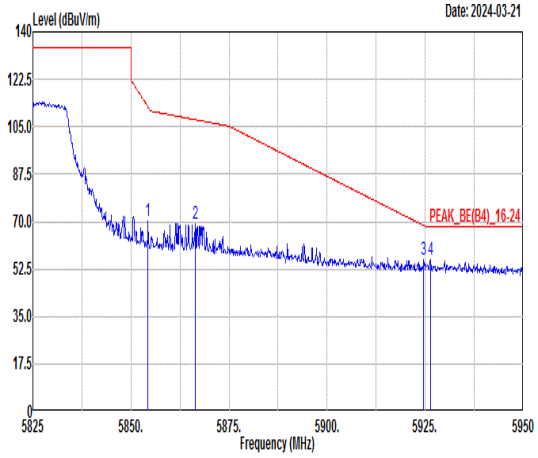 Freq Level Limit Line Margin (dB) Read Level Ant Factor Cable Loss Preamp Factor APos TPos Remark MHz dBuV/m dBuV/m dBuV dB/m dB dB cm deg 1 5854.38 70.39 112.22 -41.83 56.05 36.40 10.29 32.35 105 294 PEAK 2 5866.38 69.13 107.61 -38.48 54.77 36.41 10.32 32.37 105 294 PEAK 3 5924.63 55.80 68.58 -12.78 41.29 36.49 10.44 32.42 105 294 PEAK 4 5926.38 55.87 68.30 -12.43 41.36 36.50 10.44 32.43 105 294 PEAK	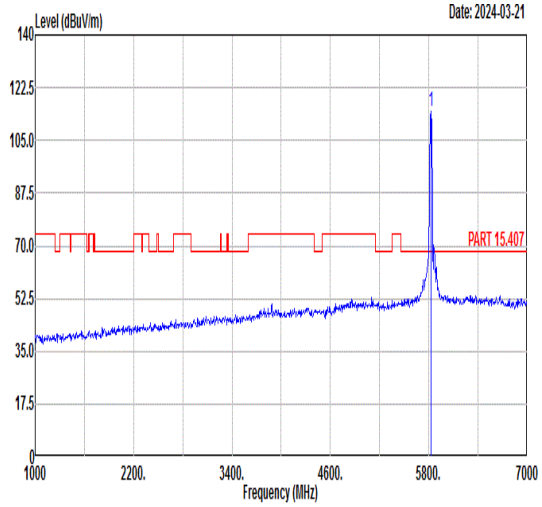 Freq Level Limit Line Margin (dB) Read Level Ant Factor Cable Loss Preamp Factor APos TPos Remark MHz dBuV/m dBuV/m dBuV dB/m dB dB cm deg 1 5825.00 114.74 ------ ------ 100.48 36.35 10.23 32.32 105 294 PEAK
Avg	Blank	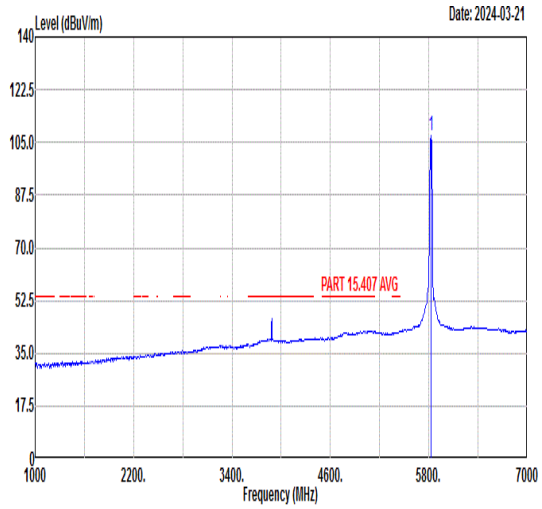 Freq Level Limit Line Margin (dB) Read Level Ant Factor Cable Loss Preamp Factor APos TPos Remark MHz dBuV/m dBuV/m dBuV dB/m dB dB cm deg 1 5825.00 107.24 ------ ------ 92.98 36.35 10.23 32.32 105 294 AVERAGE

Mode	38	
	Band Edge	
	U-NII-3_5.725-5.85_802.11n HT20_CH165_5825MHz	
ANT	22	
Pol.	Vertical	Fundamental
Peak	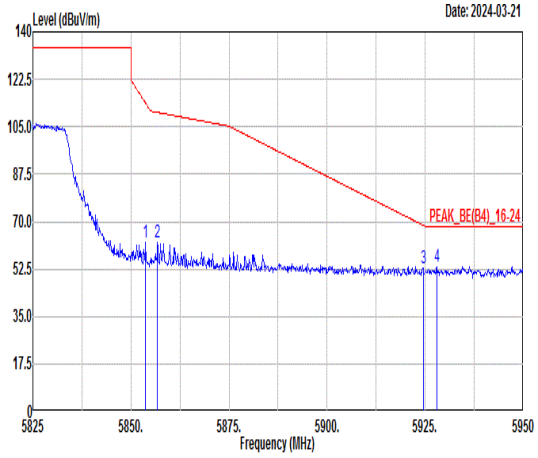 Freq Level Limit Line Margin (dB) Read Level Ant Factor Cable Loss Preamp Factor APos TPos Remark MHz dBuV/m dBuV/m dBuV dB/m dB dB cm deg 1 5853.75 62.43 113.65 -51.22 48.09 36.40 10.29 32.35 100 243 PEAK 2 5856.75 62.58 110.31 -47.73 48.24 36.40 10.30 32.36 100 243 PEAK 3 5924.50 53.08 68.67 -15.59 38.57 36.49 10.44 32.42 100 243 PEAK 4 5928.00 53.39 68.30 -14.91 38.87 36.50 10.45 32.43 100 243 PEAK	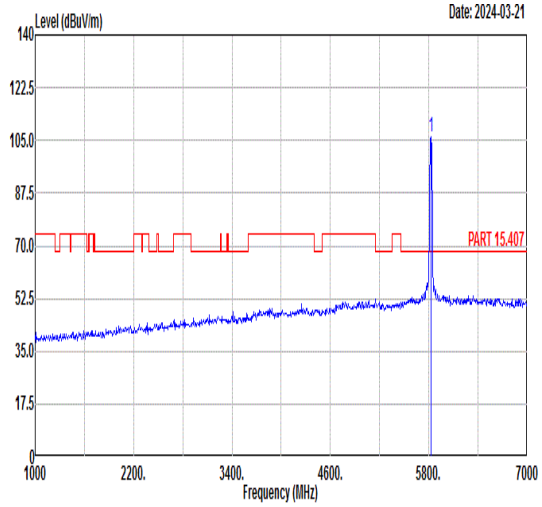 Freq Level Limit Line Margin (dB) Read Level Ant Factor Cable Loss Preamp Factor APos TPos Remark MHz dBuV/m dBuV/m dBuV dB/m dB dB cm deg 1 5825.00 106.13 ------ ------ 91.87 36.35 10.23 32.32 100 243 PEAK
Avg	Blank	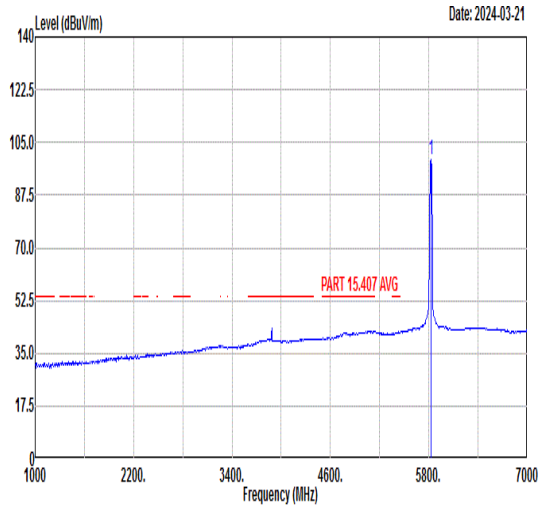 Freq Level Limit Line Margin (dB) Read Level Ant Factor Cable Loss Preamp Factor APos TPos Remark MHz dBuV/m dBuV/m dBuV dB/m dB dB cm deg 1 5825.00 99.12 ------ ------ 84.86 36.35 10.23 32.32 100 243 AVERAGE

Mode	38	
	Harmonic	
	U-NII-3_5.725-5.85_802.11n HT20_CH165_5825MHz	
ANT	22	
Pol.	Horizontal	Vertical
Peak Avg	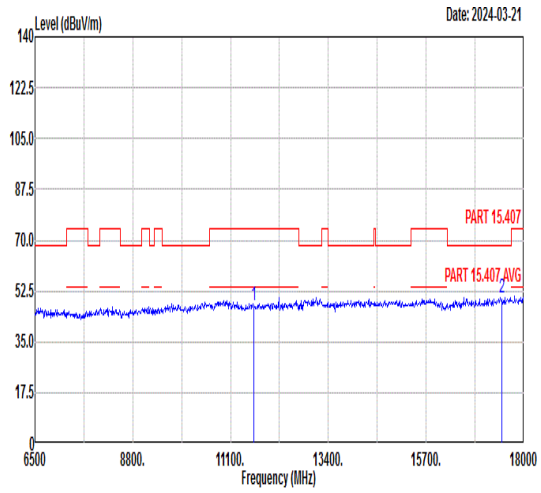 Freq Level Limit Line Margin Read Level Ant Factor Cable Loss Preamp Factor APos TPos Remark MHz dBuV/m dBuV/m dB dBuV dB/m dB dB cm deg 1 11650.00 47.69 74.00 -26.31 58.89 39.26 12.99 63.45 --- --- Peak 2 17475.00 50.16 68.30 -18.14 57.57 42.12 15.90 65.43 --- --- Peak	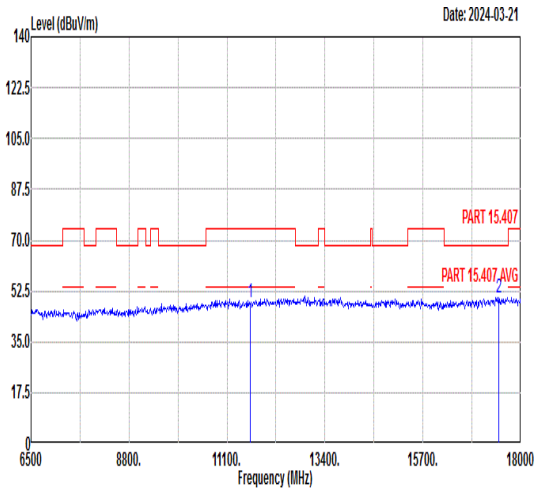 Freq Level Limit Line Margin Read Level Ant Factor Cable Loss Preamp Factor APos TPos Remark MHz dBuV/m dBuV/m dB dBuV dB/m dB dB cm deg 1 11650.00 48.47 74.00 -25.53 59.67 39.26 12.99 63.45 --- --- Peak 2 17475.00 50.27 68.30 -18.03 57.68 42.12 15.90 65.43 --- --- Peak

Mode	39	
	Band Edge - L	
	U-NII-3_5.725-5.85_802.11n HT40_CH151_5755MHz	
ANT	22	
Pol.	Horizontal	Fundamental
Peak	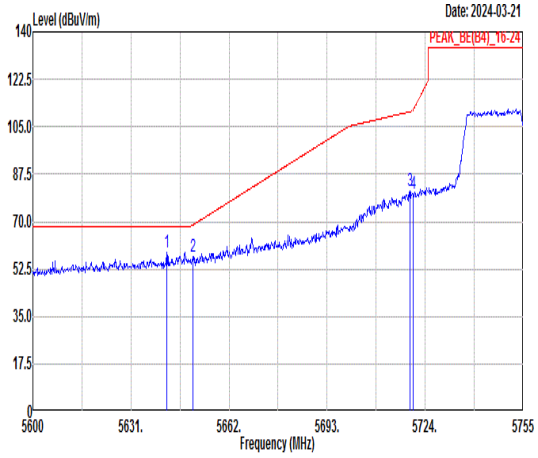 Freq Level Limit Line Margin (dB) Read Level Ant Factor Cable Loss Preamp Factor APos TPos Remark MHz dBuV/m dBuV/m dBuV dB/m dB dB cm deg 1 5642.32 58.75 68.30 -9.55 44.95 36.10 9.84 32.14 100 292 PEAK 2 5650.69 56.93 68.81 -11.88 43.11 36.11 9.86 32.15 100 292 PEAK 3 5719.20 81.32 110.57 -29.25 67.32 36.21 10.01 32.22 100 292 PEAK 4 5720.13 80.05 111.09 -31.04 66.05 36.21 10.01 32.22 100 292 PEAK	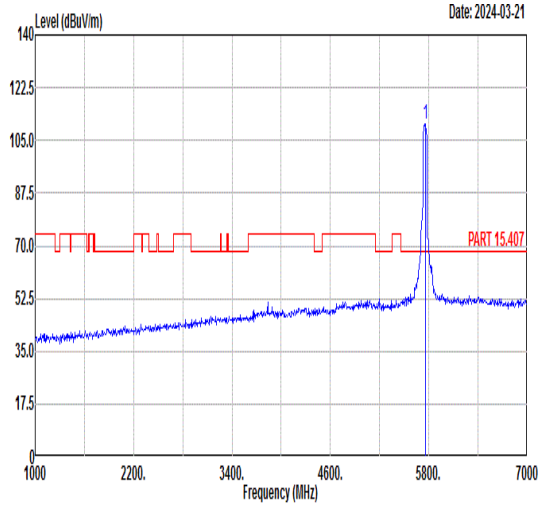 Freq Level Limit Line Margin (dB) Read Level Ant Factor Cable Loss Preamp Factor APos TPos Remark MHz dBuV/m dBuV/m dBuV dB/m dB dB cm deg 1 5755.00 110.62 ------ ------ 96.54 36.25 10.08 32.25 100 292 PEAK
Avg	Blank	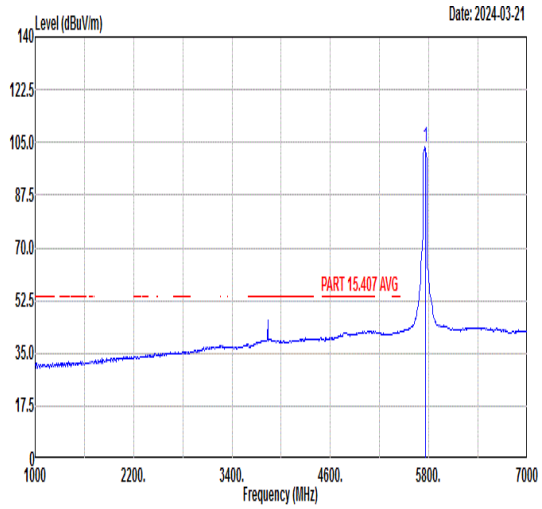 Freq Level Limit Line Margin (dB) Read Level Ant Factor Cable Loss Preamp Factor APos TPos Remark MHz dBuV/m dBuV/m dBuV dB/m dB dB cm deg 1 5755.00 103.32 ------ ------ 89.24 36.25 10.08 32.25 100 292 AVERAGE

Mode	39	
	Band Edge - R	
	U-NII-3_5.725-5.85_802.11n HT40_CH151_5755MHz	
ANT	22	
Pol.	Horizontal	Fundamental
Peak	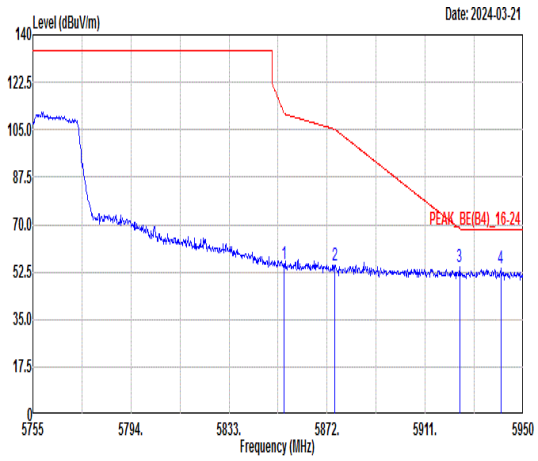 Freq Level Limit Line Margin (dB) Read Level Ant Factor Cable Loss Preamp Factor APos TPos Remark MHz dBuV/m dBuV/m dBuV dB/m dB dB cm deg 1 5854.84 55.54 111.17 -55.63 41.20 36.40 10.29 32.35 100 292 PEAK 2 5874.93 54.98 105.22 -50.24 40.60 36.42 10.33 32.37 100 292 PEAK 3 5924.65 54.53 68.56 -14.03 40.02 36.49 10.44 32.42 100 292 PEAK 4 5941.03 53.69 68.30 -14.61 39.14 36.52 10.47 32.44 100 292 PEAK	Blank

Mode	39	
	Band Edge - L	
	U-NII-3_5.725-5.85_802.11n HT40_CH151_5755MHz	
ANT	22	
Pol.	Vertical	Fundamental
Peak	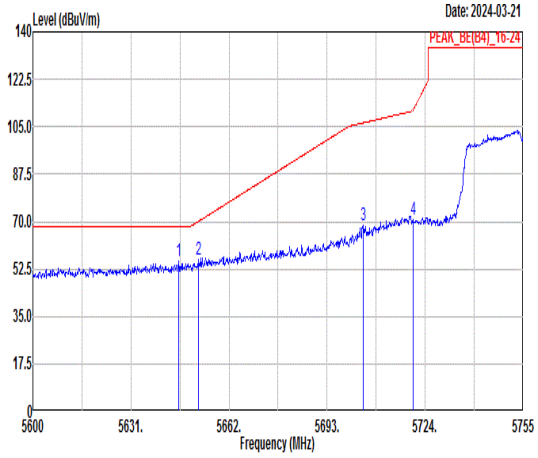 Freq Level Limit Line Margin (dB) Read Level Ant Factor Cable Loss Preamp Factor APos TPos Remark MHz dBuV/m dBuV/m dBuV dB/m dB dB cm deg 1 5646.19 55.48 68.30 -12.82 41.68 36.10 9.85 32.15 369 247 PEAK 2 5652.24 55.78 69.96 -14.18 41.95 36.11 9.87 32.15 369 247 PEAK 3 5704.32 68.47 106.41 -37.94 54.50 36.19 9.98 32.20 369 247 PEAK 4 5720.13 70.68 111.09 -40.41 56.68 36.21 10.01 32.22 369 247 PEAK	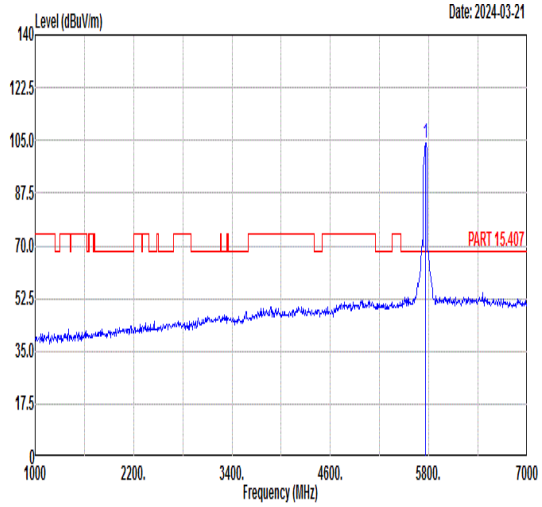 Freq Level Limit Line Margin (dB) Read Level Ant Factor Cable Loss Preamp Factor APos TPos Remark MHz dBuV/m dBuV/m dBuV dB/m dB dB cm deg 1 5755.00 104.16 ------ ------ 90.04 36.28 10.11 32.27 369 247 PEAK
Avg	Blank	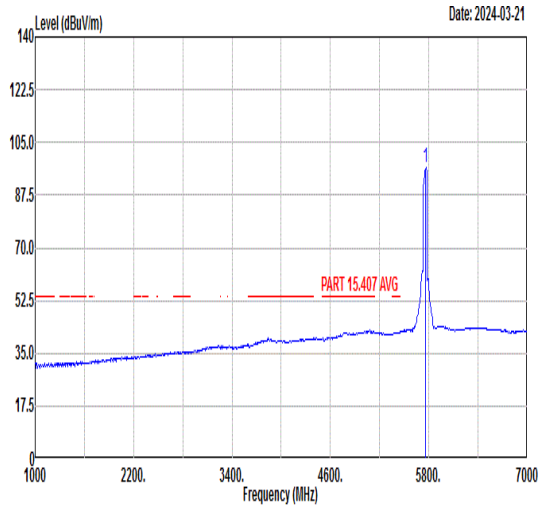 Freq Level Limit Line Margin (dB) Read Level Ant Factor Cable Loss Preamp Factor APos TPos Remark MHz dBuV/m dBuV/m dBuV dB/m dB dB cm deg 1 5755.00 96.57 ------ ------ 82.45 36.28 10.11 32.27 369 247 AVERAGE

Mode	39	
	Band Edge - R	
	U-NII-3_5.725-5.85_802.11n HT40_CH151_5755MHz	
ANT	22	
Pol.	Vertical	Fundamental
Peak	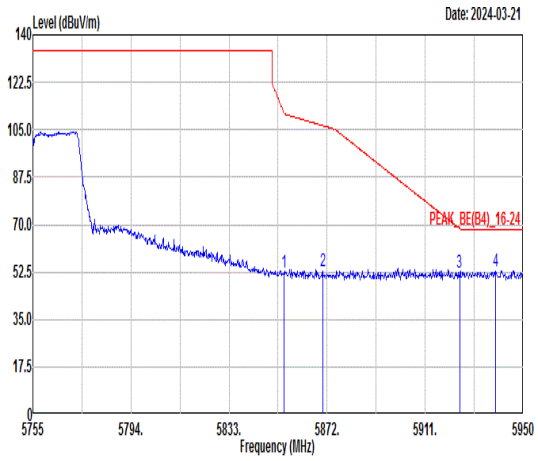 Freq Level Limit Line Margin (dB) Read Level Ant Factor Cable Loss Preamp Factor APos TPos Remark MHz dBuV/m dBuV/m dBuV dB/m dB dB cm deg 1 5854.84 52.13 111.17 -59.04 37.79 36.40 10.29 32.35 369 247 PEAK 2 5870.25 52.66 106.53 -53.87 38.29 36.42 10.32 32.37 369 247 PEAK 3 5924.65 52.17 68.56 -16.39 37.66 36.49 10.44 32.42 369 247 PEAK 4 5939.08 53.05 68.30 -15.25 38.51 36.51 10.47 32.44 369 247 PEAK	Blank

Mode	39	
	Harmonic	
	U-NII-3_5.725-5.85_802.11n HT40_CH151_5755MHz	
ANT	22	
Pol.	Horizontal	Vertical
Peak Avg	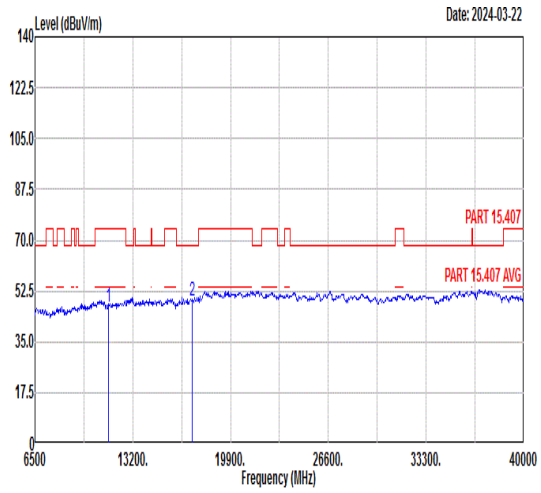 Freq Level Limit Line Margin Read Level Ant Factor Cable Loss Preamp Factor APos TPos Remark MHz dBuV/m dBuV/m dB dBuV dB/m dB dB cm deg 1 11510.00 47.19 74.00 -26.81 58.55 39.20 12.89 63.45 --- --- Peak 2 17265.00 49.13 68.30 -19.17 56.82 41.89 15.74 65.32 --- --- Peak	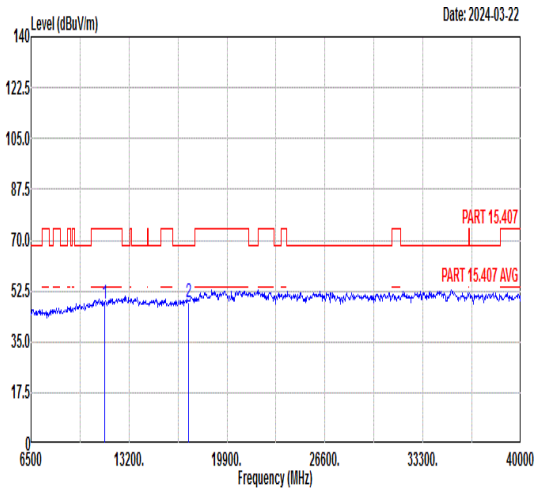 Freq Level Limit Line Margin Read Level Ant Factor Cable Loss Preamp Factor APos TPos Remark MHz dBuV/m dBuV/m dB dBuV dB/m dB dB cm deg 1 11510.00 48.22 74.00 -25.78 59.58 39.20 12.89 63.45 --- --- Peak 2 17265.00 48.73 68.30 -19.57 56.42 41.89 15.74 65.32 --- --- Peak

Mode	40	
	Band Edge - L	
	U-NII-3_5.725-5.85_802.11n HT40_CH159_5795MHz	
ANT	22	
Pol.	Horizontal	Fundamental
Peak	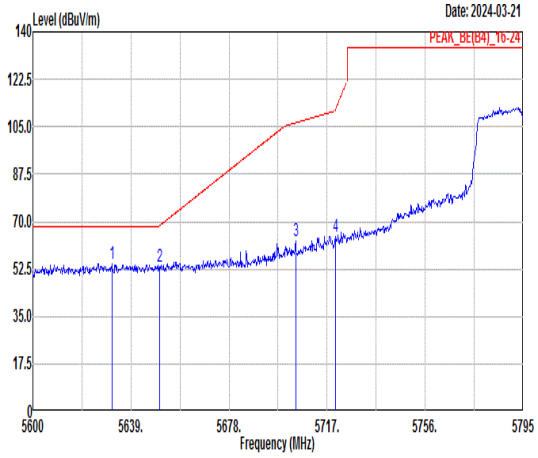 Freq Level Limit Line Margin (dB) Read Level Ant Factor Cable Loss Preamp Factor APos TPos Remark MHz dBuV/m dBuV/m dBuV dB/m dB dB cm deg 1 5631.40 54.50 68.30 -13.80 40.73 36.08 9.82 32.13 100 296 PEAK 2 5650.31 53.38 68.53 -15.15 39.56 36.11 9.86 32.15 100 296 PEAK 3 5704.52 62.86 106.47 -43.61 48.89 36.19 9.98 32.20 100 296 PEAK 4 5720.32 64.21 111.52 -47.31 50.21 36.21 10.01 32.22 100 296 PEAK	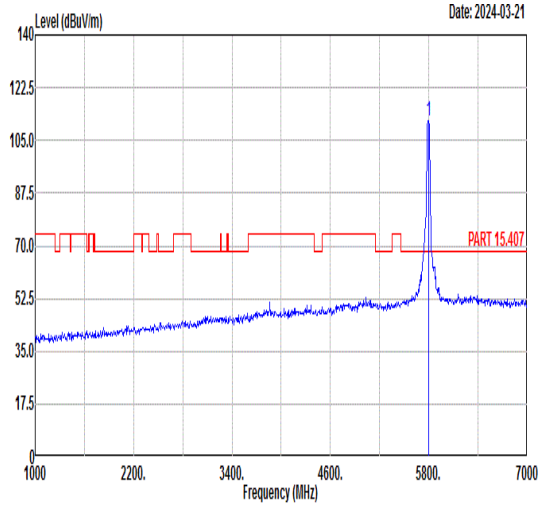 Freq Level Limit Line Margin (dB) Read Level Ant Factor Cable Loss Preamp Factor APos TPos Remark MHz dBuV/m dBuV/m dBuV dB/m dB dB cm deg 1 5795.00 111.59 ------ ------ 97.39 36.32 10.18 32.30 100 296 PEAK
Avg	Blank	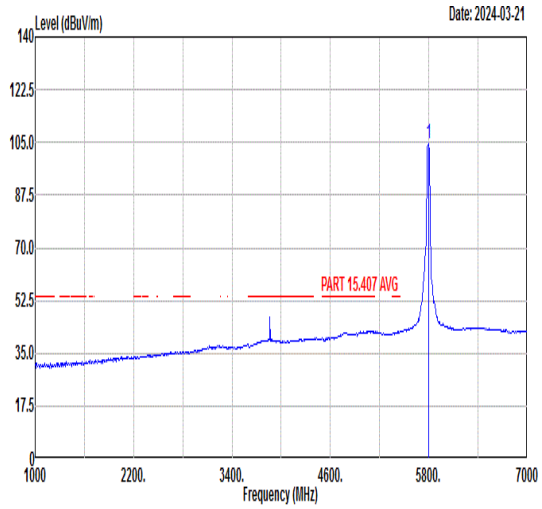 Freq Level Limit Line Margin (dB) Read Level Ant Factor Cable Loss Preamp Factor APos TPos Remark MHz dBuV/m dBuV/m dBuV dB/m dB dB cm deg 1 5795.00 104.51 ------ ------ 90.31 36.32 10.18 32.30 100 296 AVERAGE

Mode	40	
	Band Edge - R	
	U-NII-3_5.725-5.85_802.11n HT40_CH159_5795MHz	
ANT	22	
Pol.	Horizontal	Fundamental
Peak	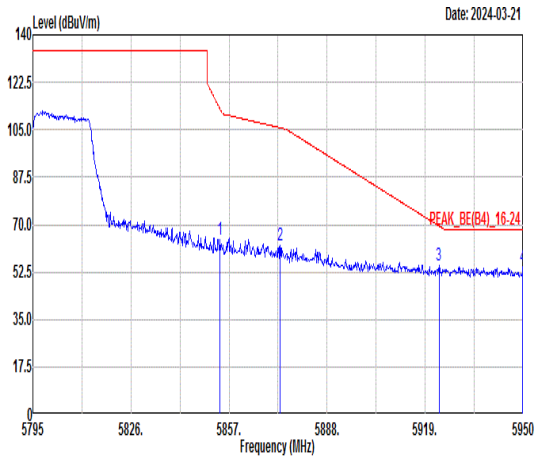 Freq Level Limit Line Margin (dB) Read Level Ant Factor Cable Loss Preamp Factor APos TPos Remark MHz dBuV/m dBuV/m dBuV dB/m dB dB cm deg 1 5854.21 64.35 112.60 -48.25 50.01 36.40 10.29 32.35 100 296 PEAK 2 5873.12 62.51 105.73 -43.22 48.13 36.42 10.33 32.37 100 296 PEAK 3 5923.34 55.04 69.52 -14.48 40.53 36.49 10.44 32.42 100 296 PEAK 4 5949.85 54.34 68.30 -13.96 39.77 36.53 10.49 32.45 100 296 PEAK	Blank

Mode	40	
	Band Edge - L	
	U-NII-3_5.725-5.85_802.11n HT40_CH159_5795MHz	
ANT	22	
Pol.	Vertical	Fundamental
Peak	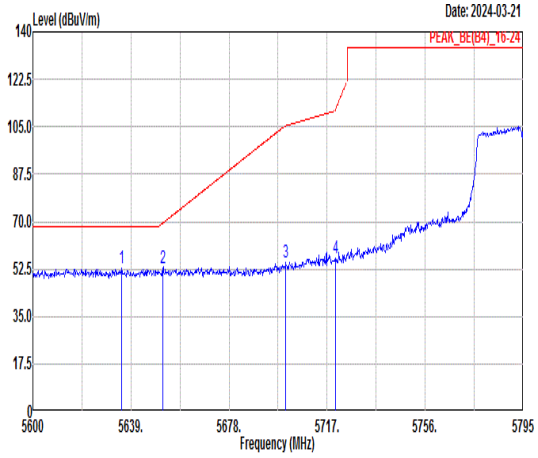 Freq Level Limit Line Margin (dB) Read Level Ant Factor Cable Loss Preamp Factor APos TPos Remark MHz dBuV/m dBuV/m dBuV dB/m dB dB cm deg 1 5635.30 52.74 68.30 -15.56 38.96 36.09 9.83 32.14 100 245 PEAK 2 5651.68 53.08 69.54 -16.46 39.26 36.11 9.86 32.15 100 245 PEAK 3 5700.62 54.80 105.37 -50.57 40.85 36.18 9.97 32.20 100 245 PEAK 4 5720.32 56.37 111.52 -55.15 42.37 36.21 10.01 32.22 100 245 PEAK	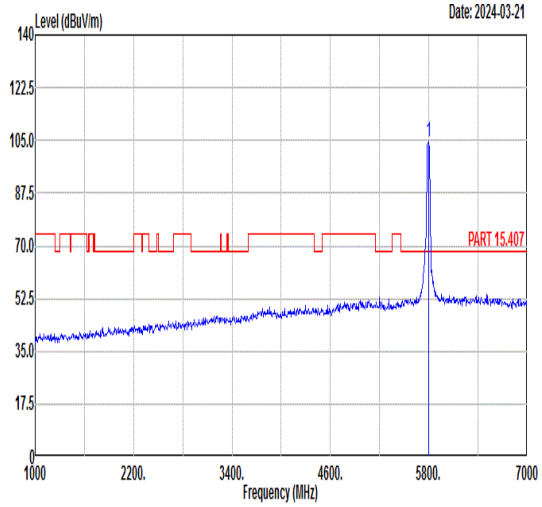 Freq Level Limit Line Margin (dB) Read Level Ant Factor Cable Loss Preamp Factor APos TPos Remark MHz dBuV/m dBuV/m dBuV dB/m dB dB cm deg 1 5795.00 104.37 ------ ------ 90.19 36.31 10.16 32.29 100 245 PEAK
Avg	Blank	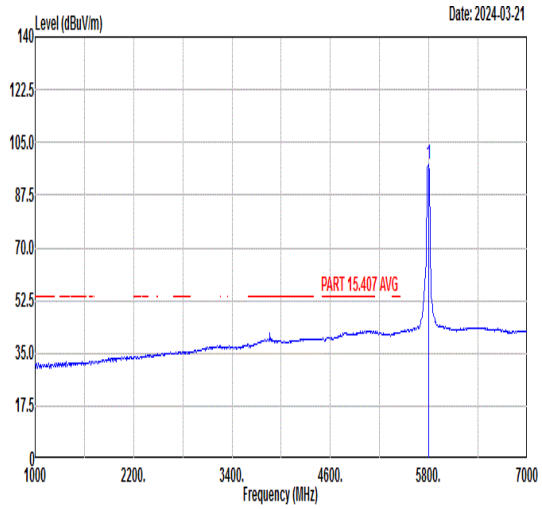 Freq Level Limit Line Margin (dB) Read Level Ant Factor Cable Loss Preamp Factor APos TPos Remark MHz dBuV/m dBuV/m dBuV dB/m dB dB cm deg 1 5795.00 97.86 ------ ------ 83.68 36.31 10.16 32.29 100 245 AVERAGE

Mode	40	
	Band Edge - R	
	U-NII-3_5.725-5.85_802.11n HT40_CH159_5795MHz	
ANT	22	
Pol.	Vertical	Fundamental
Peak	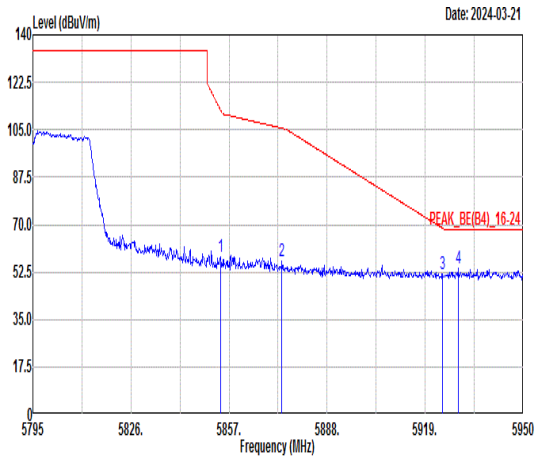 Freq Level Limit Line Margin (dB) Read Level Ant Factor Cable Loss Preamp Factor APos TPos Remark MHz dBuV/m dBuV/m dBuV dB/m dB dB cm deg 1 5854.37 58.21 112.25 -54.04 43.87 36.40 10.29 32.35 100 245 PEAK 2 5873.74 56.72 105.55 -48.83 42.34 36.42 10.33 32.37 100 245 PEAK 3 5924.43 51.71 68.72 -17.01 37.20 36.49 10.44 32.42 100 245 PEAK 4 5929.54 54.07 68.30 -14.23 39.55 36.50 10.45 32.43 100 245 PEAK	Blank

Mode	41
	Band Edge - L
	U-NII-3_5.725-5.85_802.11ac VHT80_CH155_5775MHz
ANT	22

Pol.	Horizontal	Fundamental
Peak	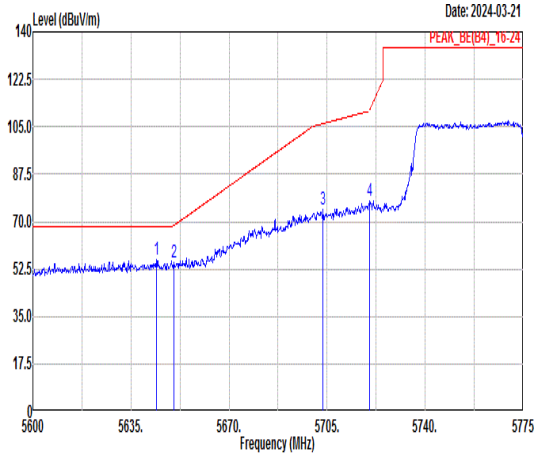 Freq Level Limit Line Margin (dB) Read Level Ant Factor Cable Loss Preamp Factor APos TPos Remark MHz dBuV/m dBuV/m dBuV dB/m dB dB cm deg 1 5644.10 55.79 68.30 -12.51 41.98 36.10 9.85 32.14 100 293 PEAK 2 5650.23 54.75 68.47 -13.72 40.93 36.11 9.86 32.15 100 293 PEAK 3 5703.60 74.54 106.21 -31.67 60.58 36.19 9.97 32.20 100 293 PEAK 4 5720.23 77.50 111.31 -33.81 63.50 36.21 10.01 32.22 100 293 PEAK	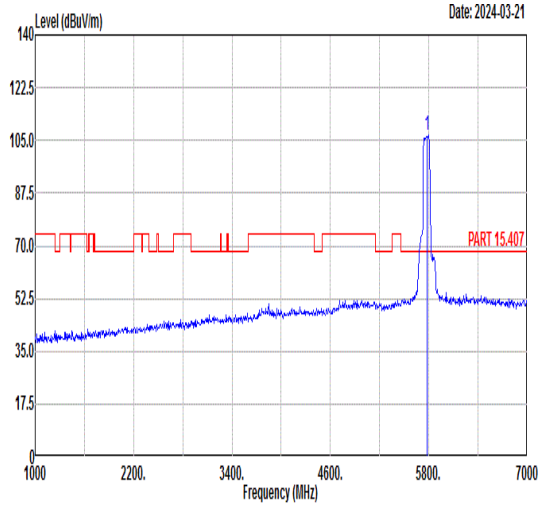 Freq Level Limit Line Margin (dB) Read Level Ant Factor Cable Loss Preamp Factor APos TPos Remark MHz dBuV/m dBuV/m dBuV dB/m dB dB cm deg 1 5775.00 106.47 ------ ------ 92.27 36.32 10.18 32.30 100 293 PEAK
Avg	Blank	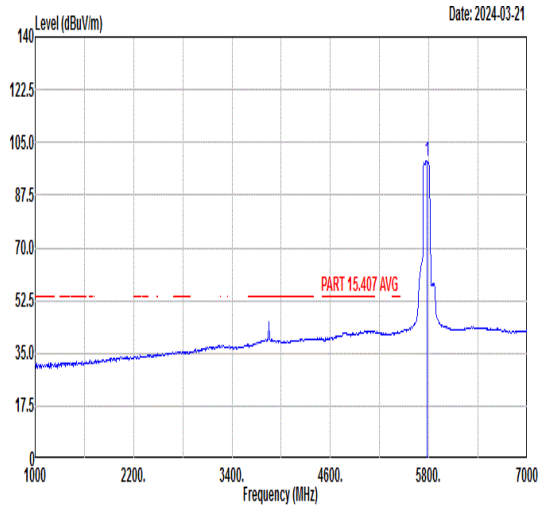 Freq Level Limit Line Margin (dB) Read Level Ant Factor Cable Loss Preamp Factor APos TPos Remark MHz dBuV/m dBuV/m dBuV dB/m dB dB cm deg 1 5775.00 98.97 ------ ------ 84.85 36.28 10.11 32.27 100 293 AVERAGE

Mode	41	
	Band Edge - R	
	U-NII-3_5.725-5.85_802.11ac VHT80_CH155_5775MHz	
ANT	22	
Pol.	Horizontal	Fundamental
Peak	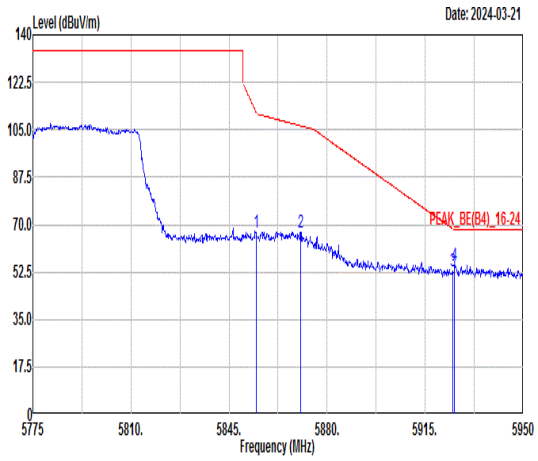 Freq Level Limit Line Margin (dB) Read Level Ant Factor Cable Loss Preamp Factor APos TPos Remark MHz dBuV/m dBuV/m dBuV dB/m dB dB cm deg 1 5854.63 66.99 111.65 -44.66 52.65 36.40 10.29 32.35 100 293 PEAK 2 5870.55 67.11 106.44 -39.33 52.74 36.42 10.32 32.37 100 293 PEAK 3 5924.80 52.92 68.45 -15.53 38.41 36.49 10.44 32.42 100 293 PEAK 4 5925.50 55.00 68.30 -13.30 40.49 36.50 10.44 32.43 100 293 PEAK	Blank

Mode	41
	Band Edge - L
	U-NII-3_5.725-5.85_802.11ac VHT80_CH155_5775MHz
ANT	22

Pol.	Vertical	Fundamental
Peak	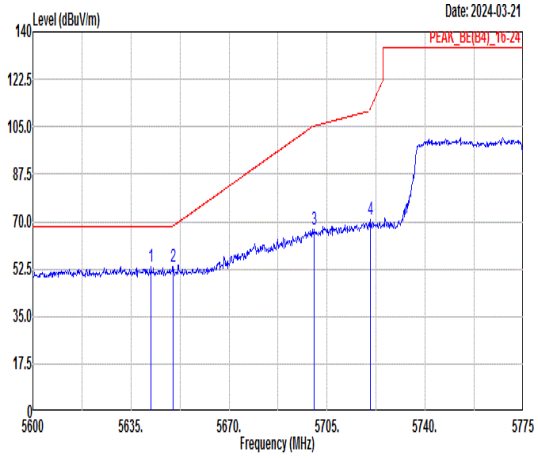 Freq Level Limit Line Margin (dB) Read Level Ant Factor Cable Loss Preamp Factor APos TPos Remark MHz dBuV/m dBuV/m dBuV dB/m dB dB cm deg 1 5642.18 53.45 68.30 -14.85 39.65 36.10 9.84 32.14 100 257 PEAK 2 5650.05 53.18 68.34 -15.16 39.36 36.11 9.86 32.15 100 257 PEAK 3 5700.28 67.23 105.28 -38.05 53.28 36.18 9.97 32.20 100 257 PEAK 4 5720.40 70.87 111.71 -40.84 56.87 36.21 10.01 32.22 100 257 PEAK	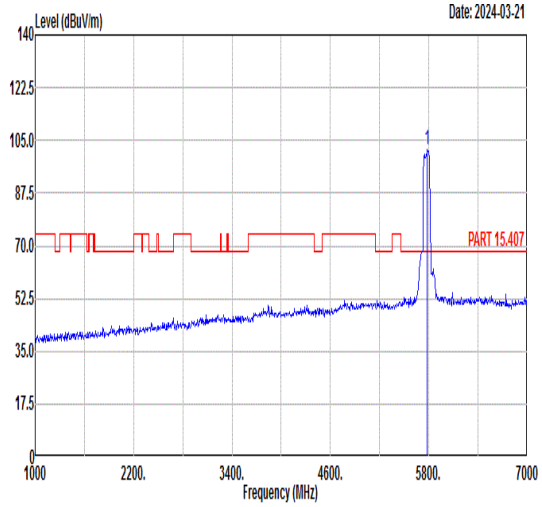 Freq Level Limit Line Margin (dB) Read Level Ant Factor Cable Loss Preamp Factor APos TPos Remark MHz dBuV/m dBuV/m dBuV dB/m dB dB cm deg 1 5775.00 101.96 ------ ------ 87.81 36.29 10.14 32.28 100 257 PEAK
Avg	Blank	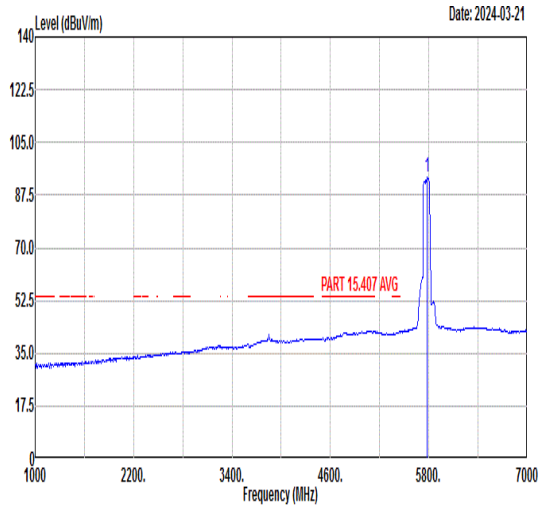 Freq Level Limit Line Margin (dB) Read Level Ant Factor Cable Loss Preamp Factor APos TPos Remark MHz dBuV/m dBuV/m dBuV dB/m dB dB cm deg 1 5775.00 93.38 ------ ------ 79.23 36.29 10.14 32.28 100 257 AVERAGE

Mode	41	
	Band Edge - R	
	U-NII-3_5.725-5.85_802.11ac VHT80_CH155_5775MHz	
ANT	22	
Pol.	Vertical	Fundamental
Peak	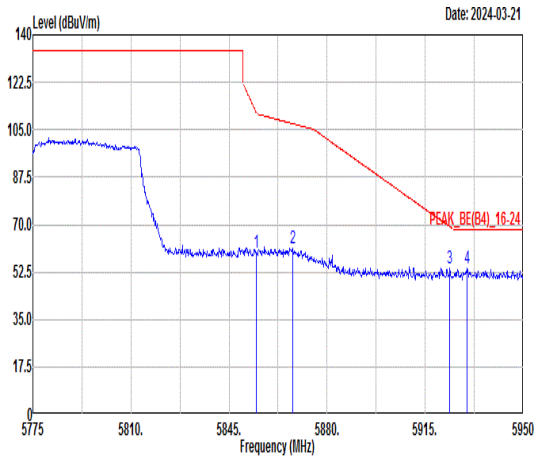 Freq Level Limit Line Margin (dB) Read Level Ant Factor Cable Loss Preamp Factor APos TPos Remark MHz dBuV/m dBuV/m dBuV dB/m dB dB cm deg 1 5854.80 59.80 111.26 -51.46 45.46 36.40 10.29 32.35 100 257 PEAK 2 5867.75 61.45 107.23 -45.78 47.09 36.41 10.32 32.37 100 257 PEAK 3 5923.75 53.87 69.22 -15.35 39.36 36.49 10.44 32.42 100 257 PEAK 4 5930.05 53.72 68.30 -14.58 39.20 36.50 10.45 32.43 100 257 PEAK	Blank

Mode	42	
	LF	
	U-NII-2A_5.25-5.35_802.11ac VHT80_CH58	
ANT	22	
Pol.	Horizontal	Vertical
Peak	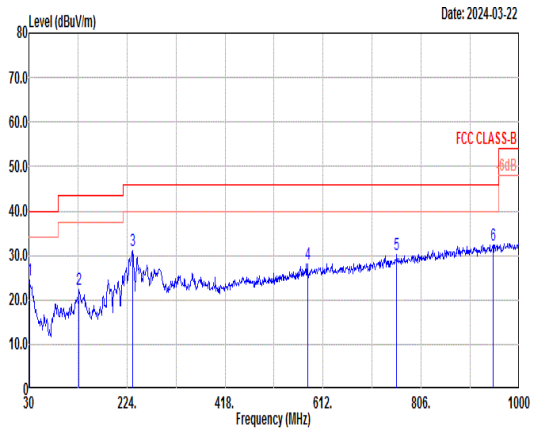	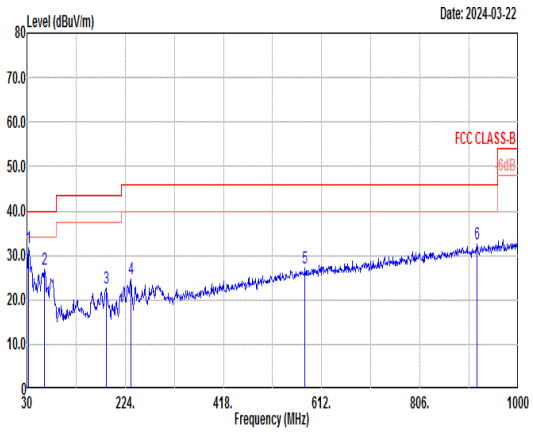

Horizontal:

	Freq	Level	Limit Line	Margin	Read Level	Ant Factor	Cable Loss	Preamp Factor	APos	TPos	Remark
	MHz	dBuV/m	dBuV/m	dB	dBuV	dB/m	dB	dB	cm	deg	
1	30.97	24.33	40.00	-15.67	30.71	24.70	0.54	31.62	---	---	Peak
2	128.94	22.19	43.50	-21.31	35.01	17.80	1.16	31.78	---	---	Peak
3	234.67	31.08	46.00	-14.92	44.40	16.70	1.58	31.60	---	---	Peak
4	580.96	28.14	46.00	-17.86	30.76	26.00	2.52	31.14	---	---	Peak
5	757.50	30.20	46.00	-15.80	30.23	28.30	2.86	31.19	---	---	Peak
6	947.62	32.37	46.00	-13.63	29.22	30.72	3.23	30.80	---	---	Peak

Vertical:

	Freq	Level	Limit Line	Margin	Read Level	Ant Factor	Cable Loss	Preamp Factor	APos	TPos	Remark
	MHz	dBuV/m	dBuV/m	dB	dBuV	dB/m	dB	dB	cm	deg	
1	33.88	31.59	40.00	-8.41	39.61	23.10	0.56	31.68	---	---	Peak
2	63.95	26.93	40.00	-13.07	45.93	12.00	0.80	31.80	---	---	Peak
3	186.17	22.65	43.50	-20.85	38.09	14.80	1.39	31.63	---	---	Peak
4	234.67	24.89	46.00	-21.11	38.21	16.70	1.58	31.60	---	---	Peak
5	579.02	27.06	46.00	-18.94	29.66	26.02	2.52	31.14	---	---	Peak
6	918.52	32.60	46.00	-13.40	30.80	29.47	3.19	30.86	---	---	Peak

Mode	43	
	LF	
	UNII 3_5.47-5.85_ 802.11n HT40 CH151	
ANT	22	
Pol.	Horizontal	Vertical
Peak	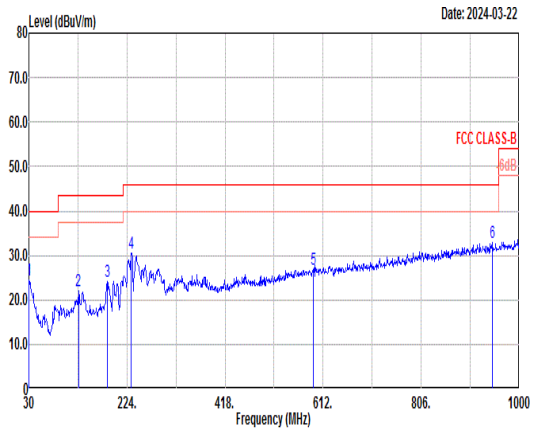	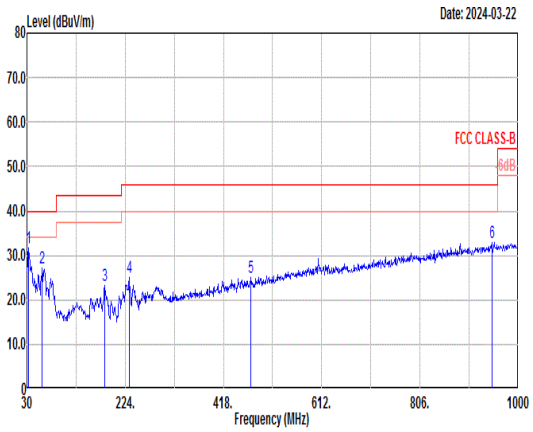

Horizontal:

	Freq	Level	Limit Line	Margin	Read Level	Ant Factor	Cable Loss	Preamp Factor	APos	TPos	Remark
	MHz	dBuV/m	dBuV/m	dB	dBuV	dB/m	dB	dB	cm	deg	
1	30.00	24.41	40.00	-15.59	30.28	25.20	0.53	31.60	---	---	Peak
2	127.97	21.93	43.50	-21.57	34.76	17.80	1.16	31.79	---	---	Peak
3	185.20	24.20	43.50	-19.30	39.65	14.80	1.38	31.63	---	---	Peak
4	232.73	30.55	46.00	-15.45	44.08	16.50	1.57	31.60	---	---	Peak
5	592.60	26.86	46.00	-19.14	29.53	25.90	2.54	31.11	---	---	Peak
6	946.65	32.86	46.00	-13.14	29.76	30.68	3.23	30.81	---	---	Peak

Vertical:

	Freq	Level	Limit Line	Margin	Read Level	Ant Factor	Cable Loss	Preamp Factor	APos	TPos	Remark
	MHz	dBuV/m	dBuV/m	dB	dBuV	dB/m	dB	dB	cm	deg	
1	32.91	31.73	40.00	-8.27	39.24	23.60	0.55	31.66	---	---	Peak
2	60.07	27.06	40.00	-12.94	46.08	12.00	0.78	31.80	---	---	Peak
3	183.26	23.15	43.50	-20.35	38.50	14.90	1.38	31.63	---	---	Peak
4	231.76	24.95	46.00	-21.05	38.58	16.40	1.57	31.60	---	---	Peak
5	472.32	25.02	46.00	-20.98	30.68	23.54	2.26	31.46	---	---	Peak
6	947.62	32.80	46.00	-13.20	29.65	30.72	3.23	30.80	---	---	Peak

<Co-location mode>:

Mode	44	
	Band Edge - L	
	U-NII-2A_5.25-5.35_802.11ac VHT80_CH58_5290MHz+LTE B13 Link Co-location	
Pol.	Horizontal	Fundamental
Peak	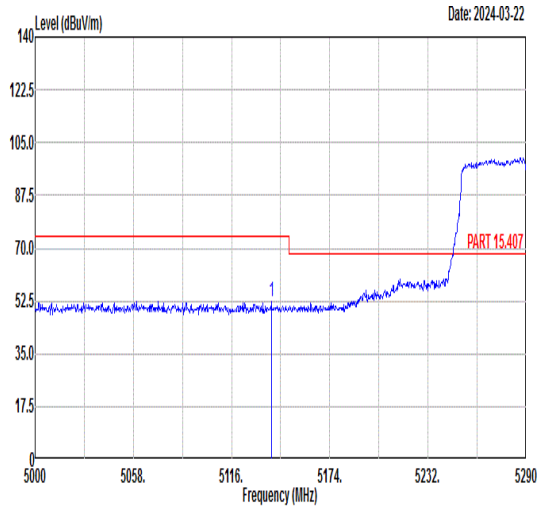 Freq Level Limit Line Margin (dB) Read Level Ant Factor Cable Loss Preamp Factor APos TPos Remark MHz dBuV/m dBuV/m dBuV dB/m dB dB cm deg 1 5139.49 52.47 74.00 -21.53 40.33 36.12 8.52 32.50 100 117 PEAK	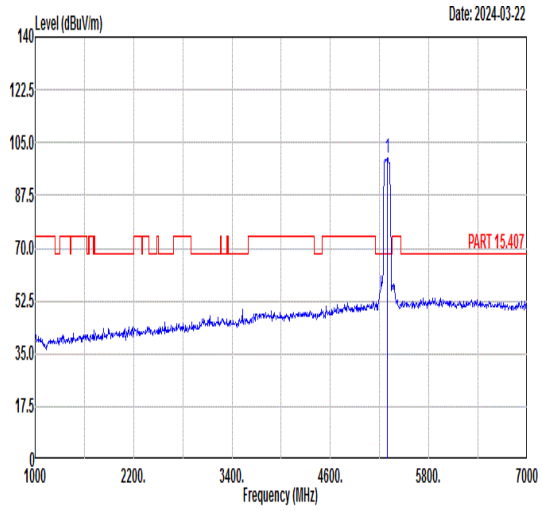 Freq Level Limit Line Margin (dB) Read Level Ant Factor Cable Loss Preamp Factor APos TPos Remark MHz dBuV/m dBuV/m dBuV dB/m dB dB cm deg 1 5290.00 99.78 ------ ------ 86.96 36.02 9.09 32.29 100 117 PEAK
Avg	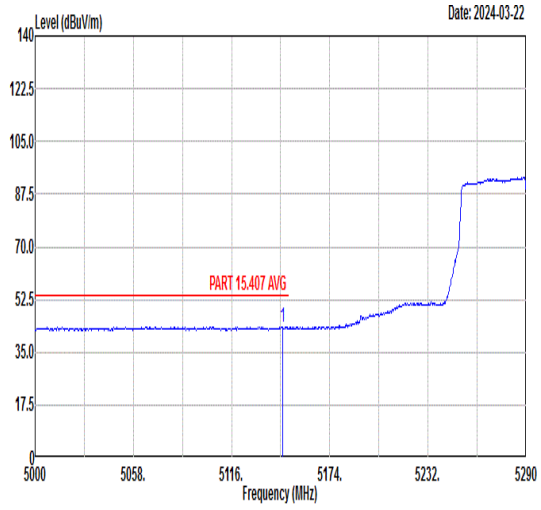 Freq Level Limit Line Margin (dB) Read Level Ant Factor Cable Loss Preamp Factor APos TPos Remark MHz dBuV/m dBuV/m dBuV dB/m dB dB cm deg 1 5146.16 43.53 54.00 -10.47 31.39 36.11 8.53 32.50 100 117 AVERAGE	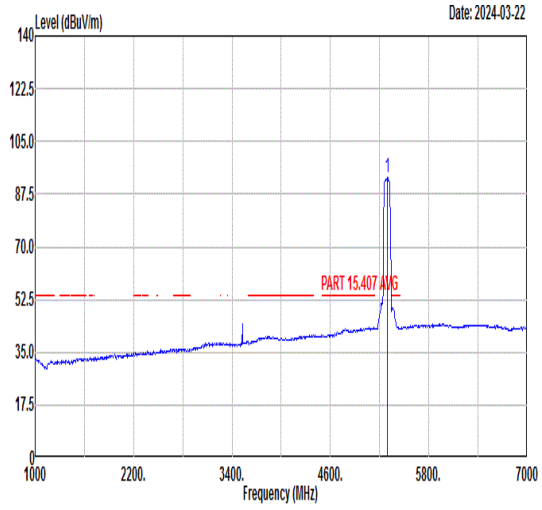 Freq Level Limit Line Margin (dB) Read Level Ant Factor Cable Loss Preamp Factor APos TPos Remark MHz dBuV/m dBuV/m dBuV dB/m dB dB cm deg 1 5290.00 93.17 ------ ------ 80.35 36.02 9.09 32.29 100 117 AVERAGE

Mode	44	
	Band Edge - R	
	U-NII-2A_5.25-5.35_802.11ac VHT80_CH58_5290MHz+LTE B13 Link Co-location	
Pol.	Horizontal	Fundamental
Peak	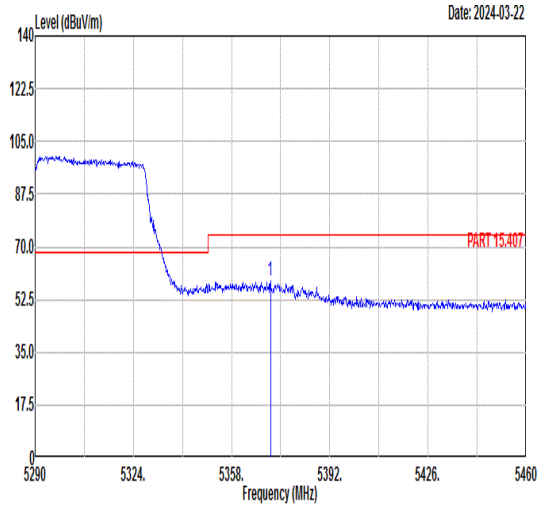 Freq Level Limit Line Margin (dB) Read Level Ant Factor Cable Loss Preamp Factor APos TPos Remark MHz dBuV/m dBuV/m dBuV dB/m dB dB cm deg 1 5371.43 58.45 74.00 -15.55 45.17 35.98 9.48 32.18 100 117 PEAK	Blank
Avg	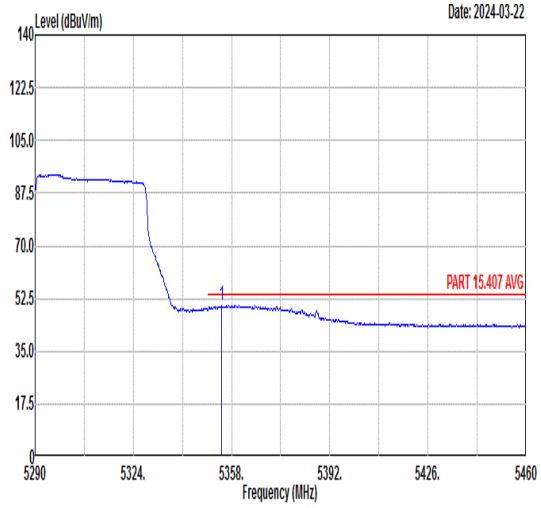 Freq Level Limit Line Margin (dB) Read Level Ant Factor Cable Loss Preamp Factor APos TPos Remark MHz dBuV/m dBuV/m dBuV dB/m dB dB cm deg 1 5354.60 50.38 54.00 -3.62 37.20 35.99 9.39 32.20 100 117 AVERAGE	Blank

Mode	44	
	Band Edge - L	
	U-NII-2A_5.25-5.35_802.11ac VHT80_CH58_5290MHz+LTE B13 Link Co-location	
Pol.	Vertical	Fundamental
Peak	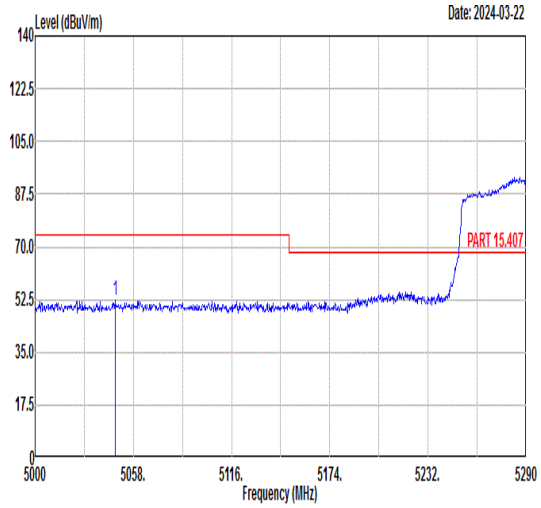 Freq Level Limit Line Margin (dB) Read Level Ant Factor Cable Loss Preamp Factor APos TPos Remark 1 5047.27 52.22 74.00 -21.78 40.33 36.17 8.35 32.63 316 64 PEAK	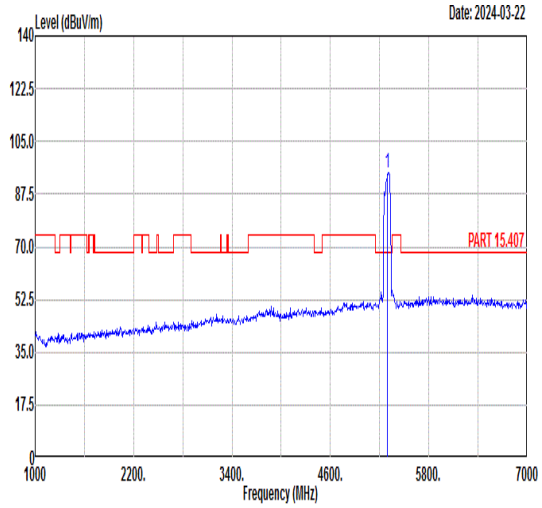 Freq Level Limit Line Margin (dB) Read Level Ant Factor Cable Loss Preamp Factor APos TPos Remark 1 5290.00 94.51 ------ ------ 81.58 36.01 9.18 32.26 316 64 PEAK
Avg	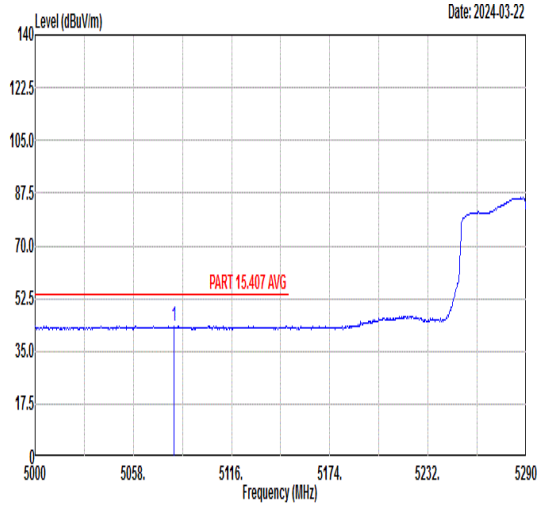 Freq Level Limit Line Margin (dB) Read Level Ant Factor Cable Loss Preamp Factor APos TPos Remark 1 5082.07 43.44 54.00 -10.56 31.47 36.15 8.41 32.59 316 64 AVERAGE	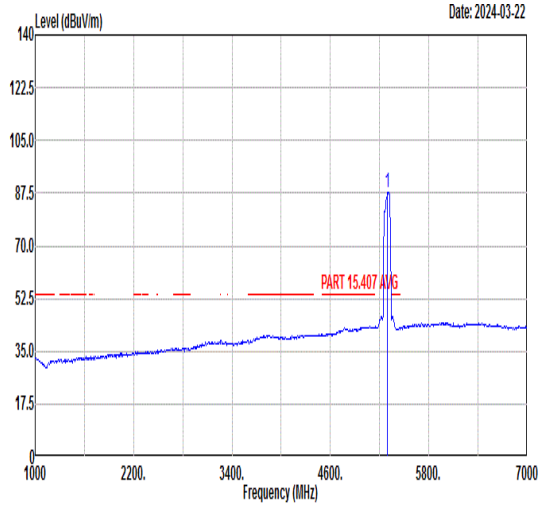 Freq Level Limit Line Margin (dB) Read Level Ant Factor Cable Loss Preamp Factor APos TPos Remark 1 5290.00 87.85 ------ ------ 74.95 36.02 9.15 32.27 316 64 AVERAGE

Mode	44	
	Band Edge - R	
	U-NII-2A_5.25-5.35_802.11ac VHT80_CH58_5290MHz+LTE B13 Link Co-location	
Pol.	Vertical	Fundamental
Peak	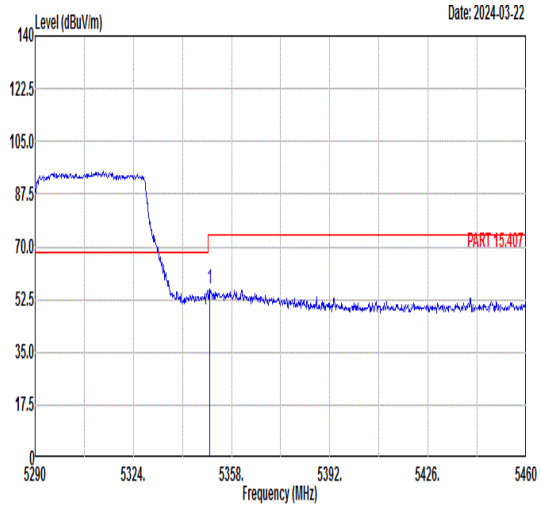 Freq Level Limit Line Margin (dB) Read Level Ant Factor Cable Loss Preamp Factor APos TPos Remark MHz dBuV/m dBuV/m dBuV dB/m dB dB cm deg 1 5350.35 56.04 74.00 -17.96 42.89 35.99 9.37 32.21 316 64 PEAK	Blank
Avg	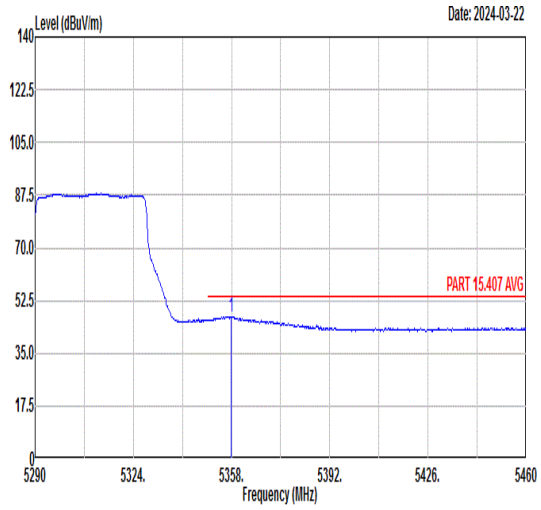 Freq Level Limit Line Margin (dB) Read Level Ant Factor Cable Loss Preamp Factor APos TPos Remark MHz dBuV/m dBuV/m dBuV dB/m dB dB cm deg 1 5357.83 47.26 54.00 -6.74 34.06 35.99 9.41 32.20 316 64 AVERAGE	Blank

Mode	44	
	Harmonic	
	U-NII-2A_5.25-5.35_802.11ac VHT80_CH58_5290MHz+LTE B13 Link Co-location	
Pol.	Horizontal	Vertical
Peak Avg	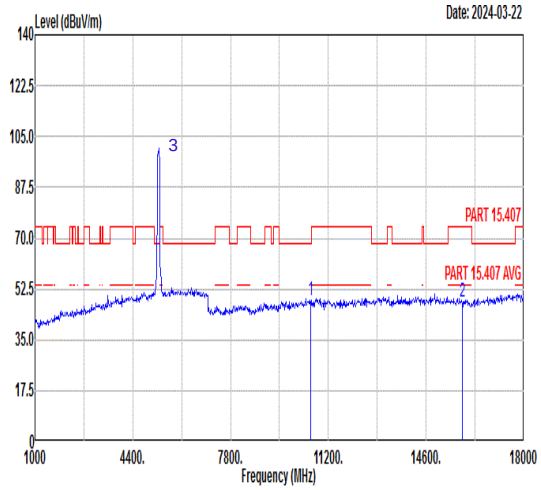 Freq Level Limit Line Margin Read Level Ant Factor Cable Loss Preamp Factor APos TPos Remark MHz dBuV/m dBuV/m dB dBuV dB/m dB dB cm deg 1 10580.00 48.41 68.30 -19.89 30.62 38.83 12.22 33.26 --- --- Peak 2 15870.00 48.32 74.00 -25.68 26.66 41.00 14.73 34.07 --- --- Peak	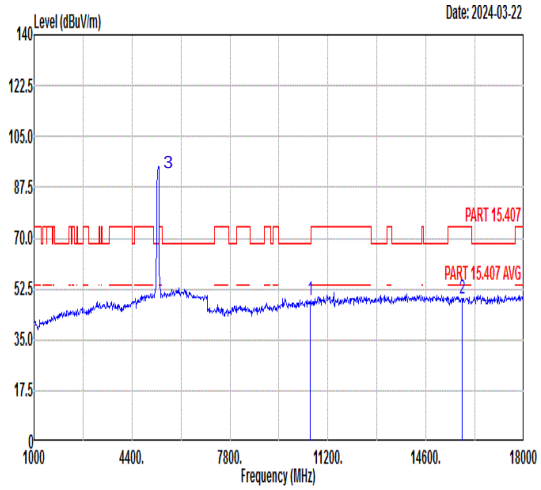 Freq Level Limit Line Margin Read Level Ant Factor Cable Loss Preamp Factor APos TPos Remark MHz dBuV/m dBuV/m dB dBuV dB/m dB dB cm deg 1 10580.00 48.68 68.30 -19.62 30.89 38.83 12.22 33.26 --- --- Peak 2 15870.00 49.38 74.00 -24.62 27.72 41.00 14.73 34.07 --- --- Peak

Note: #3 is fundamental signal of WLAN 5G which can be ignored.

Mode	45	
	Band Edge - L	
	U-NII-2A_5.25-5.35_802.11ac VHT80_CH58_5290MHz+LTE B13 Link+BLE 2Mbps_CH39 Link Co-location	
Pol.	Horizontal	Fundamental
Peak	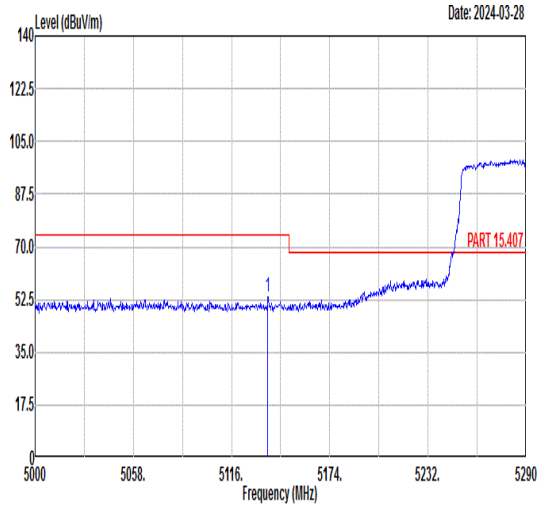 Freq Level Limit Line Margin Read Level Ant Factor Cable Loss Preamp Factor APos TPos Remark MHz dBuV/m dBuV/m dB dBuV dB/m dB dB cm deg 1 5137.46 53.25 74.00 -20.75 41.29 36.12 8.51 32.67 111 56 PEAK	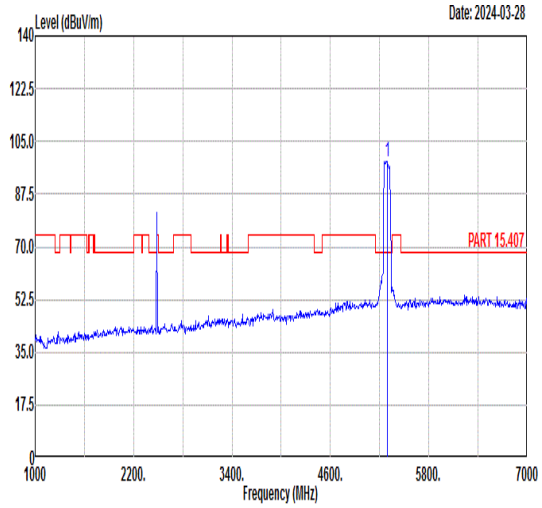 Freq Level Limit Line Margin Read Level Ant Factor Cable Loss Preamp Factor APos TPos Remark MHz dBuV/m dBuV/m dB dBuV dB/m dB dB cm deg 1 5290.00 98.45 ------ ------ 86.07 36.03 8.99 32.64 111 56 PEAK
Avg	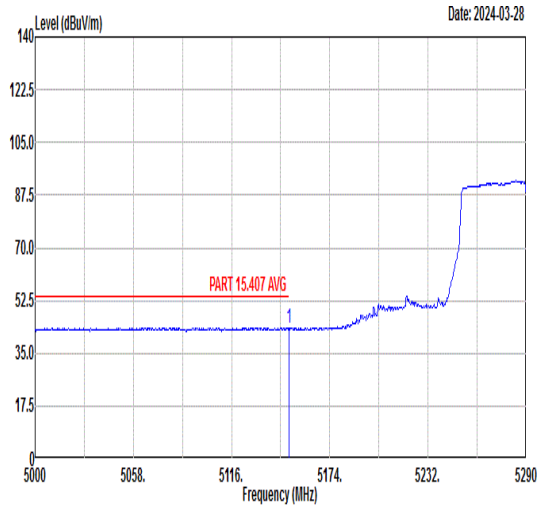 Freq Level Limit Line Margin Read Level Ant Factor Cable Loss Preamp Factor APos TPos Remark MHz dBuV/m dBuV/m dB dBuV dB/m dB dB cm deg 1 5149.93 43.53 54.00 -10.47 31.55 36.11 8.54 32.67 111 56 AVERAGE	Blank

Mode	45	
	Band Edge - R	
	U-NII-2A_5.25-5.35_802.11ac VHT80_CH58_5290MHz+LTE B13 Link+BLE 2Mbps_CH39 Link Co-location	
Pol.	Horizontal	Fundamental
Peak	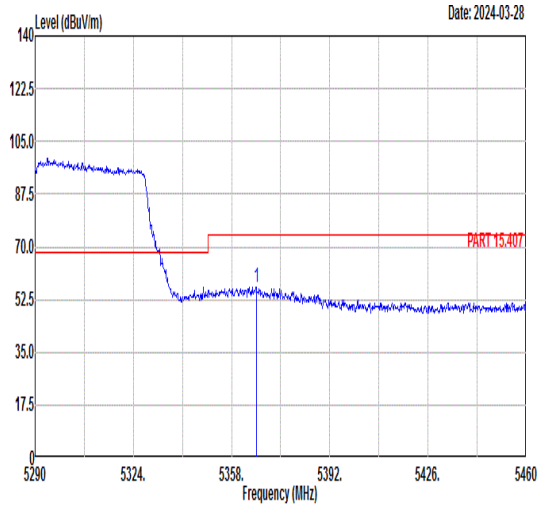 Freq Level Limit Line Margin Read Level Ant Factor Cable Loss Preamp Factor APos TPos Remark MHz dBuV/m dBuV/m dB dBuV dB/m dB dB cm deg 1 5366.50 56.55 74.00 -17.45 43.75 35.98 9.45 32.63 111 56 PEAK	Blank
Avg	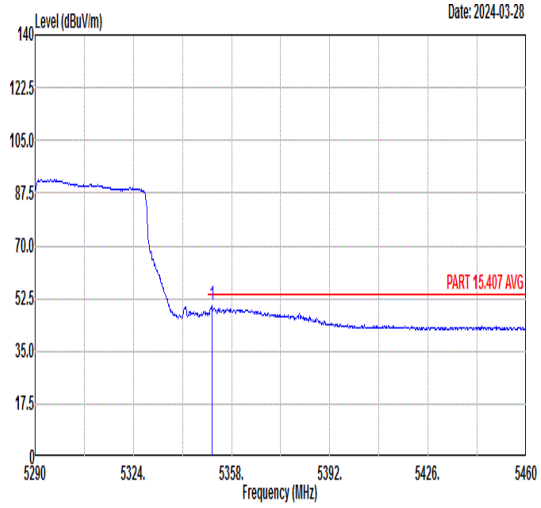 Freq Level Limit Line Margin Read Level Ant Factor Cable Loss Preamp Factor APos TPos Remark MHz dBuV/m dBuV/m dB dBuV dB/m dB dB cm deg 1 5351.20 50.12 54.00 -3.88 37.39 35.99 9.37 32.63 111 56 AVERAGE	Blank

Mode	45	
	Band Edge - L	
	U-NII-2A_5.25-5.35_802.11ac VHT80_CH58_5290MHz+LTE B13 Link+BLE 2Mbps_CH39 Link Co-location	
Pol.	Vertical	Fundamental
Peak	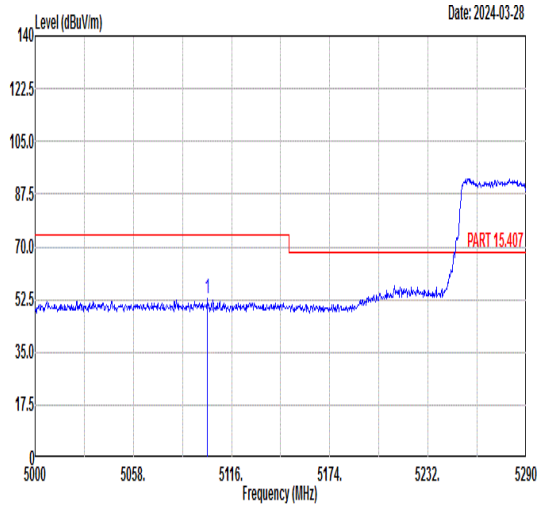 Freq Level Limit Line Margin Read Level Ant Factor Cable Loss Preamp Factor APos TPos Remark MHz dBuV/m dBuV/m dB dBuV dB/m dB dB cm deg 1 5101.79 52.58 74.00 -21.42 40.67 36.14 8.45 32.68 339 68 PEAK	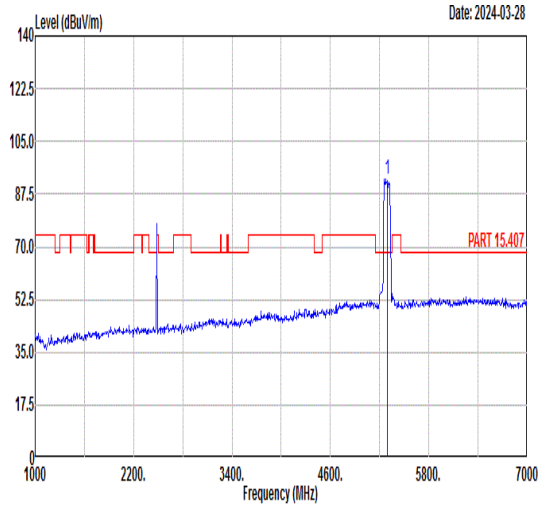 Freq Level Limit Line Margin Read Level Ant Factor Cable Loss Preamp Factor APos TPos Remark MHz dBuV/m dBuV/m dB dBuV dB/m dB dB cm deg 1 5290.00 92.48 ------ ------ 80.13 36.04 8.96 32.65 339 68 PEAK
Avg	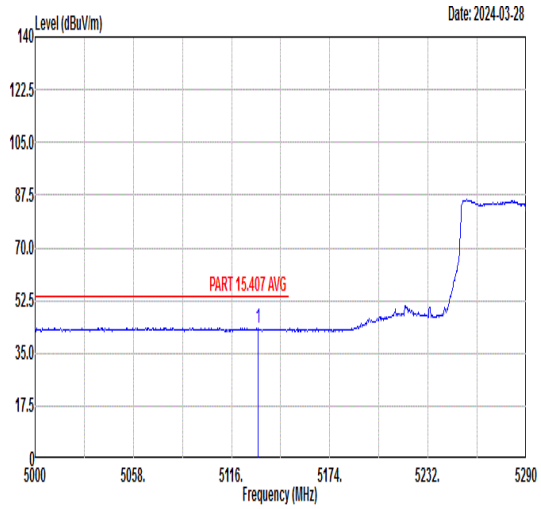 Freq Level Limit Line Margin Read Level Ant Factor Cable Loss Preamp Factor APos TPos Remark MHz dBuV/m dBuV/m dB dBuV dB/m dB dB cm deg 1 5131.66 43.38 54.00 -10.62 31.43 36.12 8.50 32.67 339 68 AVERAGE	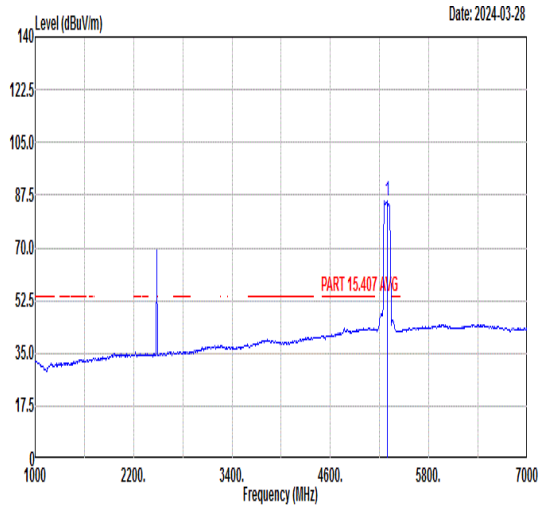 Freq Level Limit Line Margin Read Level Ant Factor Cable Loss Preamp Factor APos TPos Remark MHz dBuV/m dBuV/m dB dBuV dB/m dB dB cm deg 1 5290.00 85.65 ------ ------ 73.36 36.04 8.90 32.65 339 68 AVERAGE

Mode	45	
	Band Edge - R	
	U-NII-2A_5.25-5.35_802.11ac VHT80_CH58_5290MHz+LTE B13 Link+BLE 2Mbps_CH39 Link Co-location	
Pol.	Vertical	Fundamental
Peak	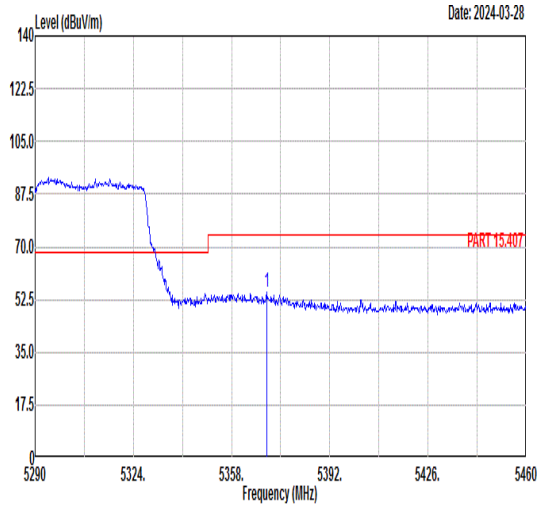 Freq Level Limit Line Margin Read Level Ant Factor Cable Loss Preamp Factor APos TPos Remark MHz dBuV/m dBuV/m dB dBuV dB/m dB dB cm deg 1 5370.07 54.95 74.00 -19.05 42.13 35.98 9.47 32.63 339 68 PEAK	Blank
Avg	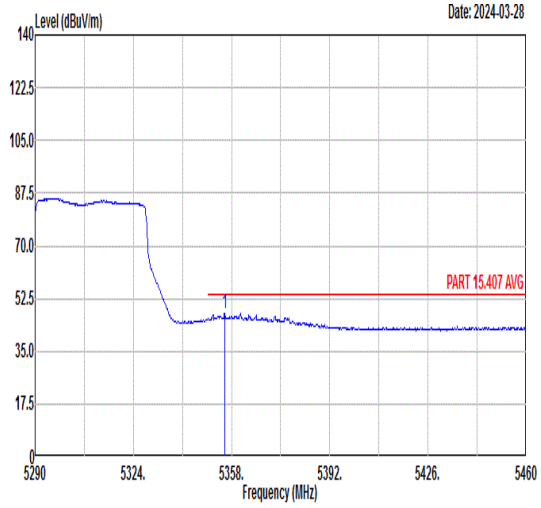 Freq Level Limit Line Margin Read Level Ant Factor Cable Loss Preamp Factor APos TPos Remark MHz dBuV/m dBuV/m dB dBuV dB/m dB dB cm deg 1 5355.62 47.69 54.00 -6.31 34.94 35.99 9.39 32.63 339 68 AVERAGE	Blank

Mode	45	
	Harmonic	
	U-NII-2A_5.25-5.35_802.11ac VHT80_CH58_5290MHz+LTE B13 Link+BLE 2Mbps_CH39 Link Co-location	
Pol.	Horizontal	Vertical
Peak Avg	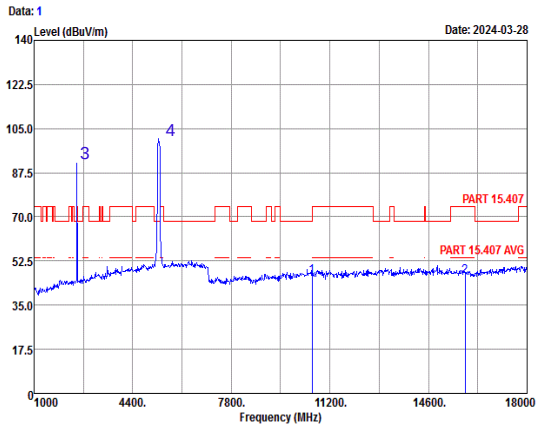 Freq Level Over Limit Limit Line ReadAntenna Level Cable Loss Preamp Factor A/Pos T/Pos Remark MHz dBuV/m dB dBuV/m dBuV dB/m dB dB cm deg 1 * 10580.00 46.59 -21.71 68.30 28.79 38.83 12.23 33.26 --- --- Peak 2 15870.00 46.46 -27.54 74.00 24.80 41.00 14.73 34.07 --- --- Peak	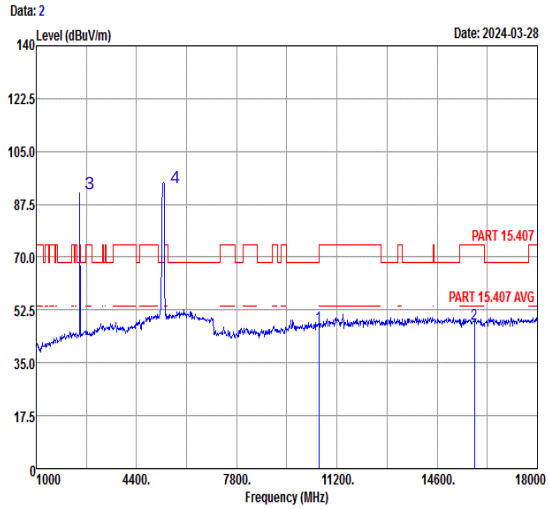 Freq Level Over Limit Limit Line ReadAntenna Level Cable Loss Preamp Factor A/Pos T/Pos Remark MHz dBuV/m dB dBuV/m dBuV dB/m dB dB cm deg 1 * 10580.00 47.12 -21.18 68.30 29.32 38.83 12.23 33.26 --- --- Peak 2 15870.00 47.92 -26.08 74.00 26.26 41.00 14.73 34.07 --- --- Peak

Note:

1. #3 is fundamental signal of BLE which can be ignored.
2. #4 is fundamental signal of WLAN 5G which can be ignored.

Appendix D. Duty Cycle Plots

Band	Duty Cycle(%)	T(ms)	1/T(kHz)	VBW Setting
802.11a	97.90	2.029	0.493	1kHz
802.11n HT20	98.12	-	-	10Hz
802.11n HT40	96.25	0.930	1.075	3kHz
802.11ac VHT80	92.35	0.455	2.197	3kHz

802.11a

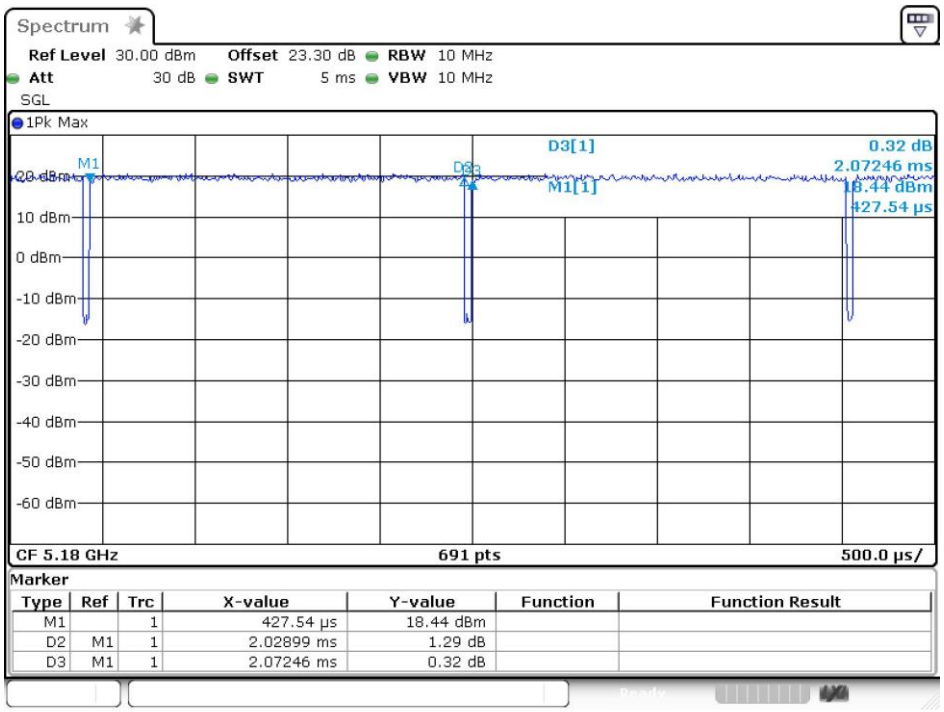

802.11n HT20

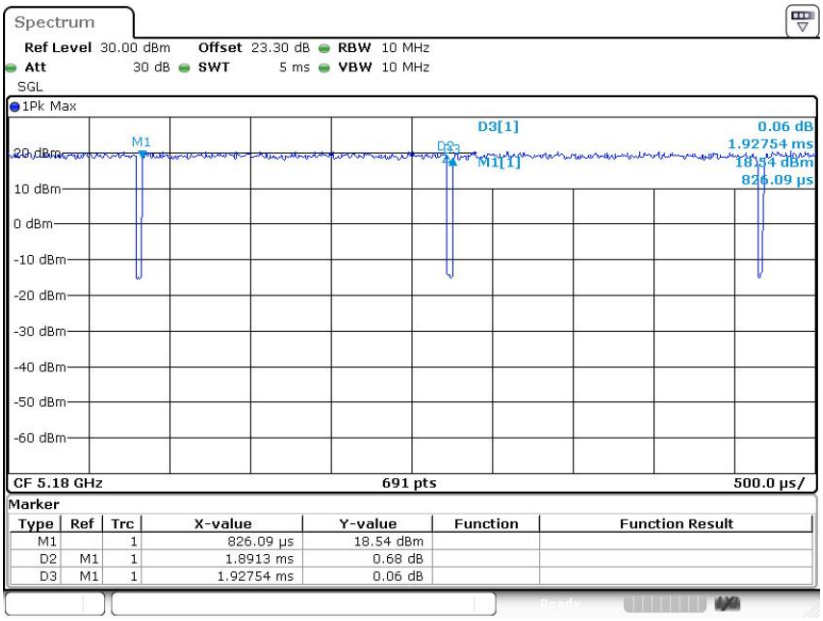

802.11n HT40

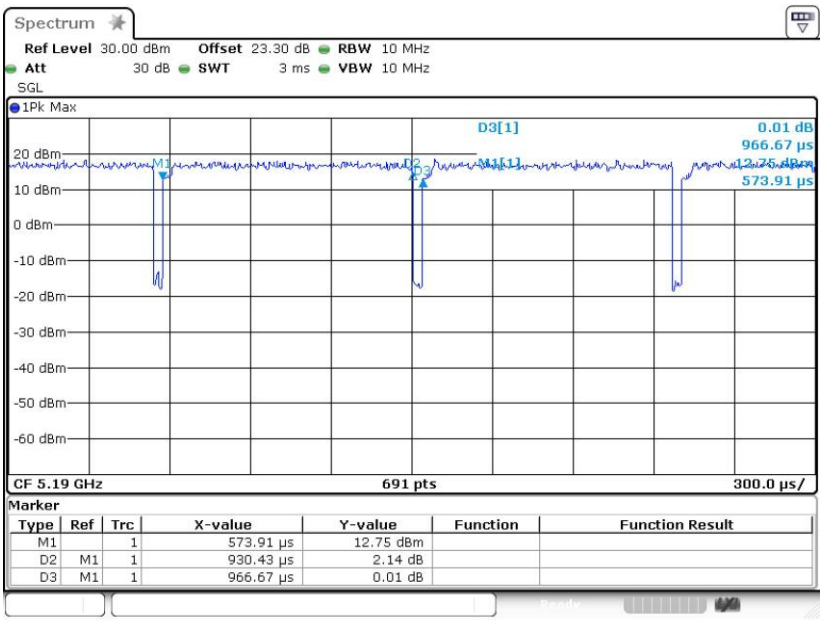
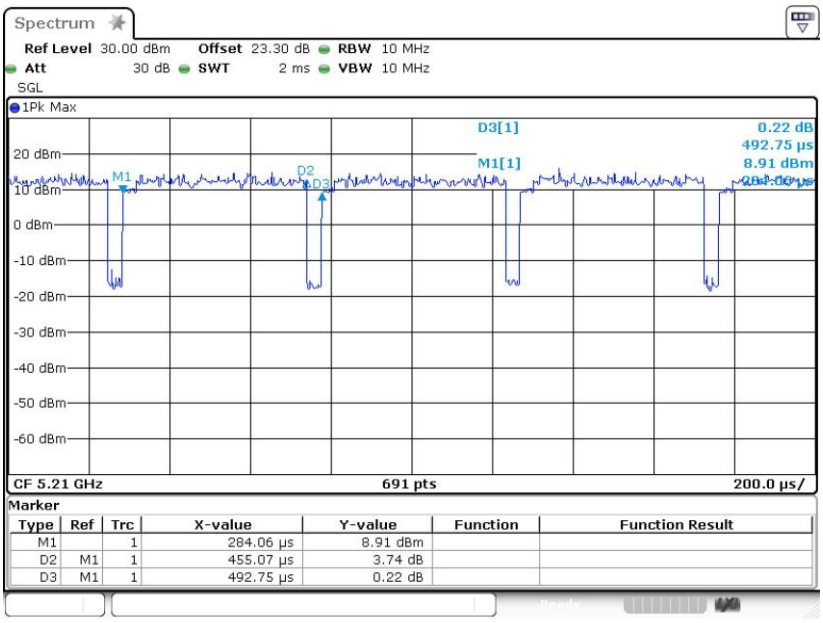
802.11ac VHT80