Transmitter Conducted Power Output

Test Result

Ant 31

Band	SCS	Bandwidth	Modulation	Channel	RB Config	Power （dBm）	Limit	Verdict
N26-814-824	15	5	DFT-PI2BPSK	L	1@1	23.64	50	PASS
N26-814-824	15	5	DFT-PI2BPSK	L	1@23	23.54	50	PASS
N26-814-824	15	5	DFT-PI2BPSK	L	25@0	23.22	50	PASS
N26-814-824	15	5	DFT-QPSK	L	1@1	23.63	50	PASS
N26-814-824	15	5	DFT-QPSK	L	1@23	23.57	50	PASS
N26-814-824	15	5	DFT-QPSK	L	25@0	22.94	50	PASS
N26-814-824	15	5	DFT-16QAM	L	1@1	22.86	50	PASS
N26-814-824	15	5	DFT-16QAM	L	1@23	22.82	50	PASS
N26-814-824	15	5	DFT-16QAM	L	25@0	22.23	50	PASS
N26-814-824	15	5	DFT-64QAM	L	1@1	21.92	50	PASS
N26-814-824	15	5	DFT-64QAM	L	1@23	21.66	50	PASS
N26-814-824	15	5	DFT-64QAM	L	25@0	21.68	50	PASS
N26-814-824	15	5	DFT-256QAM	L	1@1	20.48	50	PASS
N26-814-824	15	5	DFT-256QAM	L	1@23	20.42	50	PASS
N26-814-824	15	5	DFT-256QAM	L	25@0	20.64	50	PASS
N26-814-824	15	5	DFT-PI2BPSK	M	1@1	23.65	50	PASS
N26-814-824	15	5	DFT-PI2BPSK	M	1@23	23.50	50	PASS
N26-814-824	15	5	DFT-PI2BPSK	M	25@0	23.13	50	PASS
N26-814-824	15	5	DFT-QPSK	M	1@1	23.60	50	PASS
N26-814-824	15	5	DFT-QPSK	M	1@23	23.49	50	PASS
N26-814-824	15	5	DFT-QPSK	M	25@0	22.88	50	PASS
N26-814-824	15	5	DFT-16QAM	M	1@1	22.81	50	PASS
N26-814-824	15	5	DFT-16QAM	M	1@23	22.73	50	PASS
N26-814-824	15	5	DFT-16QAM	M	25@0	22.14	50	PASS
N26-814-824	15	5	DFT-64QAM	M	1@1	21.67	50	PASS
N26-814-824	15	5	DFT-64QAM	M	1@23	21.60	50	PASS
N26-814-824	15	5	DFT-64QAM	M	25@0	21.59	50	PASS
N26-814-824	15	5	DFT-256QAM	M	1@1	20.40	50	PASS
N26-814-824	15	5	DFT-256QAM	M	1@23	20.34	50	PASS
N26-814-824	15	5	DFT-256QAM	M	25@0	20.59	50	PASS
N26-814-824	15	5	DFT-PI2BPSK	H	1@1	23.45	50	PASS
N26-814-824	15	5	DFT-PI2BPSK	H	1@23	23.40	50	PASS
N26-814-824	15	5	DFT-PI2BPSK	H	25@0	23.05	50	PASS
N26-814-824	15	5	DFT-QPSK	H	1@1	23.52	50	PASS
N26-814-824	15	5	DFT-QPSK	H	1@23	23.36	50	PASS
N26-814-824	15	5	DFT-QPSK	H	25@0	22.74	50	PASS

N26-814-824	15	5	DFT-16QAM	H	1@1	22.74	50	PASS
N26-814-824	15	5	DFT-16QAM	H	1@23	22.61	50	PASS
N26-814-824	15	5	DFT-16QAM	H	25@0	22.04	50	PASS
N26-814-824	15	5	DFT-64QAM	H	1@1	21.62	50	PASS
N26-814-824	15	5	DFT-64QAM	H	1@23	21.51	50	PASS
N26-814-824	15	5	DFT-64QAM	H	25@0	21.53	50	PASS
N26-814-824	15	5	DFT-256QAM	H	1@1	20.36	50	PASS
N26-814-824	15	5	DFT-256QAM	H	1@23	20.26	50	PASS
N26-814-824	15	5	DFT-256QAM	H	25@0	20.45	50	PASS
N26-814-824	15	10	DFT-PI2BPSK	L	1@1	23.65	50	PASS
N26-814-824	15	10	DFT-PI2BPSK	L	1@50	23.45	50	PASS
N26-814-824	15	10	DFT-PI2BPSK	L	50@0	23.18	50	PASS
N26-814-824	15	10	DFT-QPSK	L	1@1	23.68	50	PASS
N26-814-824	15	10	DFT-QPSK	L	1@50	23.41	50	PASS
N26-814-824	15	10	DFT-QPSK	L	50@0	22.88	50	PASS
N26-814-824	15	10	DFT-16QAM	L	1@1	22.91	50	PASS
N26-814-824	15	10	DFT-16QAM	L	1@50	22.62	50	PASS
N26-814-824	15	10	DFT-16QAM	L	50@0	22.18	50	PASS
N26-814-824	15	10	DFT-64QAM	L	1@1	21.91	50	PASS
N26-814-824	15	10	DFT-64QAM	L	1@50	21.56	50	PASS
N26-814-824	15	10	DFT-64QAM	L	50@0	21.49	50	PASS
N26-814-824	15	10	DFT-256QAM	L	1@1	20.50	50	PASS
N26-814-824	15	10	DFT-256QAM	L	1@50	20.24	50	PASS
N26-814-824	15	10	DFT-256QAM	L	50@0	20.56	50	PASS
N26-814-824	15	10	DFT-PI2BPSK	M	1@1	23.62	50	PASS
N26-814-824	15	10	DFT-PI2BPSK	M	1@50	23.43	50	PASS
N26-814-824	15	10	DFT-PI2BPSK	M	50@0	23.15	50	PASS
N26-814-824	15	10	DFT-QPSK	M	1@1	23.69	50	PASS
N26-814-824	15	10	DFT-QPSK	M	1@50	23.38	50	PASS
N26-814-824	15	10	DFT-QPSK	M	50@0	22.87	50	PASS
N26-814-824	15	10	DFT-16QAM	M	1@1	22.90	50	PASS
N26-814-824	15	10	DFT-16QAM	M	1@50	22.66	50	PASS
N26-814-824	15	10	DFT-16QAM	M	50@0	22.16	50	PASS
N26-814-824	15	10	DFT-64QAM	M	1@1	21.68	50	PASS
N26-814-824	15	10	DFT-64QAM	M	1@50	21.57	50	PASS
N26-814-824	15	10	DFT-64QAM	M	50@0	21.50	50	PASS
N26-814-824	15	10	DFT-256QAM	M	1@1	20.42	50	PASS
N26-814-824	15	10	DFT-256QAM	M	1@50	20.22	50	PASS
N26-814-824	15	10	DFT-256QAM	M	50@0	20.56	50	PASS
N26-814-824	15	10	DFT-PI2BPSK	H	1@1	23.63	50	PASS
N26-814-824	15	10	DFT-PI2BPSK	H	1@50	23.43	50	PASS
N26-814-824	15	10	DFT-PI2BPSK	H	50@0	23.17	50	PASS
N26-814-824	15	10	DFT-QPSK	H	1@1	23.67	50	PASS

N26-814-824	15	10	DFT-QPSK	H	1@50	23.40	50	PASS
N26-814-824	15	10	DFT-QPSK	H	50@0	22.88	50	PASS
N26-814-824	15	10	DFT-16QAM	H	1@1	22.91	50	PASS
N26-814-824	15	10	DFT-16QAM	H	1@50	22.65	50	PASS
N26-814-824	15	10	DFT-16QAM	H	50@0	22.18	50	PASS
N26-814-824	15	10	DFT-64QAM	H	1@1	21.84	50	PASS
N26-814-824	15	10	DFT-64QAM	H	1@50	21.57	50	PASS
N26-814-824	15	10	DFT-64QAM	H	50@0	21.49	50	PASS
N26-814-824	15	10	DFT-256QAM	H	1@1	20.44	50	PASS
N26-814-824	15	10	DFT-256QAM	H	1@50	20.17	50	PASS
N26-814-824	15	10	DFT-256QAM	H	50@0	20.58	50	PASS

Peak-to-Average Ratio for SA

Peak-to-Average Ratio(CCDF)

Test Graphs

1-N26-814-824-PC3-15-10-M-1-NS_01-DFT-256QAM-Outer_Full-50@0-6.46-PASS

1-N26-814-824-PC3-15-10-M-2-NS_01-CP-256QAM-Outer_Full-52@0-7.00-PASS

26dB Bandwidth and Occupied Bandwidth for SA

Test Result

Band	SCS	Bandwidth	Modulation	Channel	RB Config	Result (99%)	Result (26dB)	Verdict
N26-814-824	15	5	DFT-QPSK	L	25@0	4.4892	5.229	PASS
N26-814-824	15	5	DFT-PI2BPSK	L	25@0	4.5023	5.140	PASS
N26-814-824	15	5	DFT-16QAM	L	25@0	4.5166	5.070	PASS
N26-814-824	15	5	DFT-64QAM	L	25@0	4.5226	5.083	PASS
N26-814-824	15	5	DFT-256QAM	L	25@0	4.4872	5.160	PASS
N26-814-824	15	5	CP-QPSK	L	25@0	4.4997	5.237	PASS
N26-814-824	15	5	CP-16QAM	L	25@0	4.5518	5.161	PASS
N26-814-824	15	5	CP-64QAM	L	25@0	4.4796	4.973	PASS
N26-814-824	15	5	CP-256QAM	L	25@0	4.5079	5.046	PASS
N26-814-824	15	5	DFT-QPSK	M	25@0	4.4868	5.150	PASS
N26-814-824	15	5	DFT-PI2BPSK	M	25@0	4.4784	5.110	PASS
N26-814-824	15	5	DFT-16QAM	M	25@0	4.5096	5.191	PASS
N26-814-824	15	5	DFT-64QAM	M	25@0	4.4793	5.083	PASS
N26-814-824	15	5	DFT-256QAM	M	25@0	4.5305	5.341	PASS
N26-814-824	15	5	CP-QPSK	M	25@0	4.4966	5.234	PASS
N26-814-824	15	5	CP-16QAM	M	25@0	4.5275	5.311	PASS
N26-814-824	15	5	CP-64QAM	M	25@0	4.4848	5.045	PASS
N26-814-824	15	5	CP-256QAM	M	25@0	4.5155	5.072	PASS
N26-814-824	15	5	DFT-QPSK	H	25@0	4.4978	5.186	PASS
N26-814-824	15	5	DFT-PI2BPSK	H	25@0	4.4992	5.138	PASS
N26-814-824	15	5	DFT-16QAM	H	25@0	4.5395	5.260	PASS
N26-814-824	15	5	DFT-64QAM	H	25@0	4.4961	5.173	PASS
N26-814-824	15	5	DFT-256QAM	H	25@0	4.4867	5.131	PASS
N26-814-824	15	5	CP-QPSK	H	25@0	4.4871	5.046	PASS
N26-814-824	15	5	CP-16QAM	H	25@0	4.5228	5.174	PASS
N26-814-824	15	5	CP-64QAM	H	25@0	4.4948	5.180	PASS
N26-814-824	15	5	CP-256QAM	H	25@0	4.5368	5.250	PASS
N26-814-824	15	10	DFT-QPSK	M	50@0	8.9055	9.634	PASS
N26-814-824	15	10	DFT-PI2BPSK	M	50@0	8.8932	9.484	PASS
N26-814-824	15	10	DFT-16QAM	M	50@0	8.8912	9.607	PASS
N26-814-824	15	10	DFT-64QAM	M	50@0	8.9293	9.727	PASS
N26-814-824	15	10	DFT-256QAM	M	50@0	8.8831	9.602	PASS
N26-814-824	15	10	CP-QPSK	M	52@0	9.2605	9.988	PASS
N26-814-824	15	10	CP-16QAM	M	52@0	9.2699	9.893	PASS
N26-814-824	15	10	CP-64QAM	M	52@0	9.2648	9.831	PASS
N26-814-824	15	10	CP-256QAM	M	52@0	9.2659	9.925	PASS

Test Graphs

1-N26-814-824-PC3-15-5-L-1-DFT-QPSK-Outer_Full-25@0-Ant31-4.4892-5.229-≤5-PASS

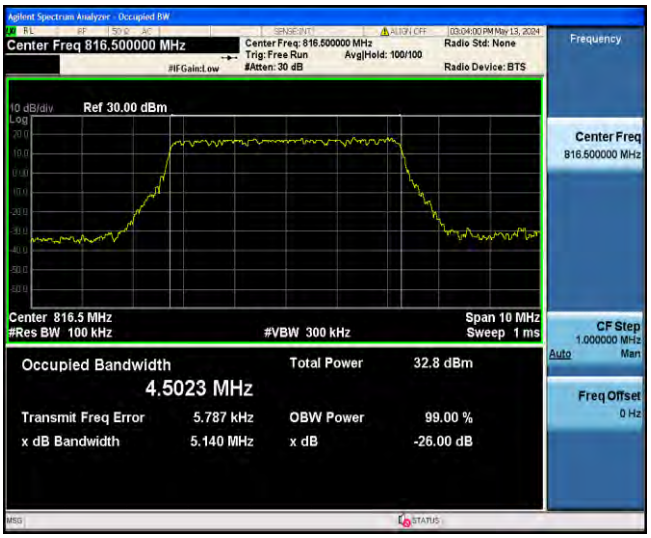

1-N26-814-824-PC3-15-5-L-2-DFT-PI2BPSK-Outer_Full-25@0-Ant31-4.5023-5.140-≤5-PASS

1-N26-814-824-PC3-15-5-L-3-DFT-16QAM-Outer_Full-25@0-Ant31-4.5166-5.070-≤5-PASS

1-N26-814-824-PC3-15-5-L-4-DFT-64QAM-Outer_Full-25@0-Ant31-4.5226-5.083-≤5-PASS

1-N26-814-824-PC3-15-5-L-5-DFT-256QAM-Outer_Full-25@0-Ant31-4.4872-5.160-≤5-PASS

1-N26-814-824-PC3-15-5-L-6-CP-QPSK-Outer_Full-25@0-Ant31-4.4997-5.237-≤5-PASS

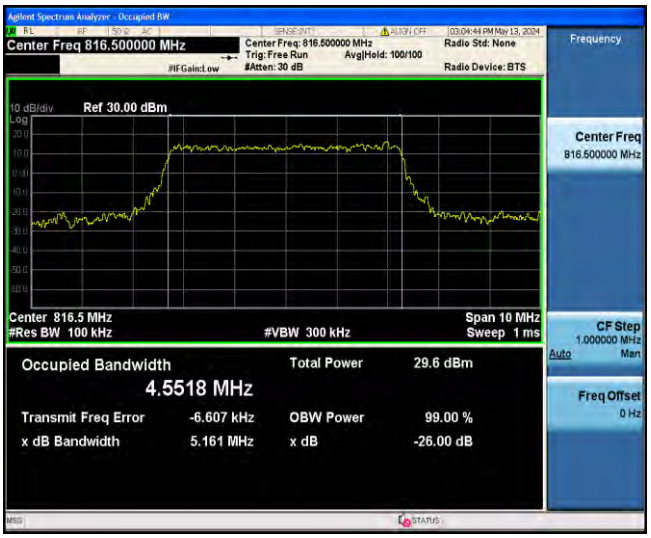

1-N26-814-824-PC3-15-5-L-7-CP-16QAM-Outer_Full-25@0-Ant31-4.5518-5.161-≤5-PASS

1-N26-814-824-PC3-15-5-L-8-CP-64QAM-Outer_Full-25@0-Ant31-4.4796-4.973-≤5-PASS

1-N26-814-824-PC3-15-5-L-9-CP-256QAM-Outer_Full-25@0-Ant31-4.5079-5.046-≤5-PASS

1-N26-814-824-PC3-15-5-M-1-DFT-QPSK-Outer_Full-25@0-Ant31-4.4868-5.150-≤5-PASS

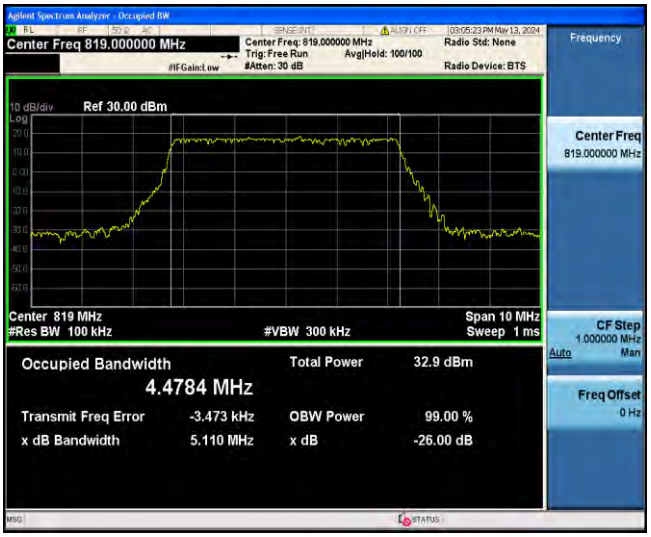

1-N26-814-824-PC3-15-5-M-2-DFT-PI2BPSK-Outer_Full-25@0-Ant31-4.4784-5.110-≤5-PASS

1-N26-814-824-PC3-15-5-M-3-DFT-16QAM-Outer_Full-25@0-Ant31-4.5096-5.191-≤5-PASS

1-N26-814-824-PC3-15-5-M-4-DFT-64QAM-Outer_Full-25@0-Ant31-4.4793-5.083-≤5-PASS

1-N26-814-824-PC3-15-5-M-5-DFT-256QAM-Outer_Full-25@0-Ant31-4.5305-5.341-≤5-PASS

1-N26-814-824-PC3-15-5-M-6-CP-QPSK-Outer_Full-25@0-Ant31-4.4966-5.234-≤5-PASS

1-N26-814-824-PC3-15-5-M-7-CP-16QAM-Outer_Full-25@0-Ant31-4.5275-5.311-≤5-PASS

1-N26-814-824-PC3-15-5-M-8-CP-64QAM-Outer_Full-25@0-Ant31-4.4848-5.045-≤5-PASS

1-N26-814-824-PC3-15-5-M-9-CP-256QAM-Outer_Full-25@0-Ant31-4.5155-5.072-≤5-PASS

1-N26-814-824-PC3-15-5-H-1-DFT-QPSK-Outer_Full-25@0-Ant31-4.4978-5.186-≤5-PASS

1-N26-814-824-PC3-15-5-H-2-DFT-PI2BPSK-Outer_Full-25@0-Ant31-4.4992-5.138-≤5-PASS

1-N26-814-824-PC3-15-5-H-3-DFT-16QAM-Outer_Full-25@0-Ant31-4.5395-5.260-≤5-PASS

1-N26-814-824-PC3-15-5-H-4-DFT-64QAM-Outer_Full-25@0-Ant31-4.4961-5.173-≤5-PASS

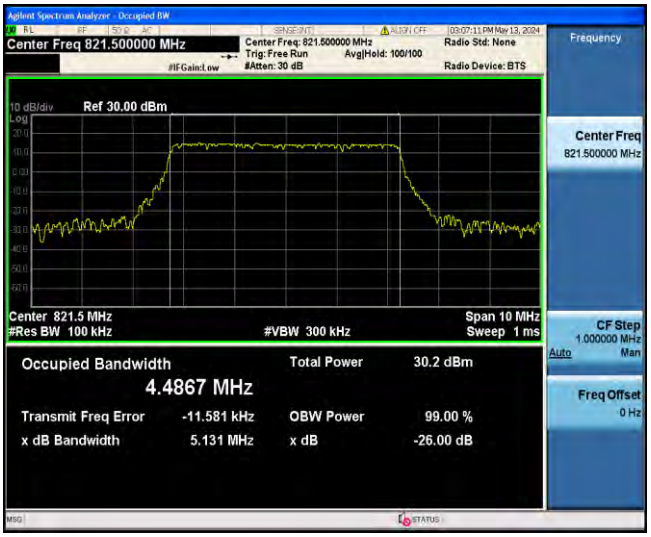

1-N26-814-824-PC3-15-5-H-5-DFT-256QAM-Outer_Full-25@0-Ant31-4.4867-5.131-≤5-PASS

1-N26-814-824-PC3-15-5-H-6-CP-QPSK-Outer_Full-25@0-Ant31-4.4871-5.046-≤5-PASS

1-N26-814-824-PC3-15-5-H-7-CP-16QAM-Outer_Full-25@0-Ant31-4.5228-5.174-≤5-PASS

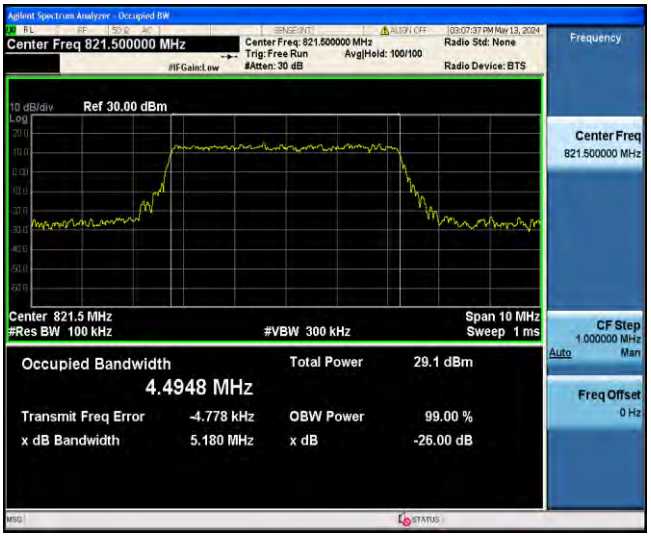

1-N26-814-824-PC3-15-5-H-8-CP-64QAM-Outer_Full-25@0-Ant31-4.4948-5.180-≤5-PASS

1-N26-814-824-PC3-15-5-H-9-CP-256QAM-Outer_Full-25@0-Ant31-4.5368-5.250-≤5-PASS

1-N26-814-824-PC3-15-10-M-1-DFT-QPSK-Outer_Full-50@0-Ant31-8.9055-9.634-≤10-PASS

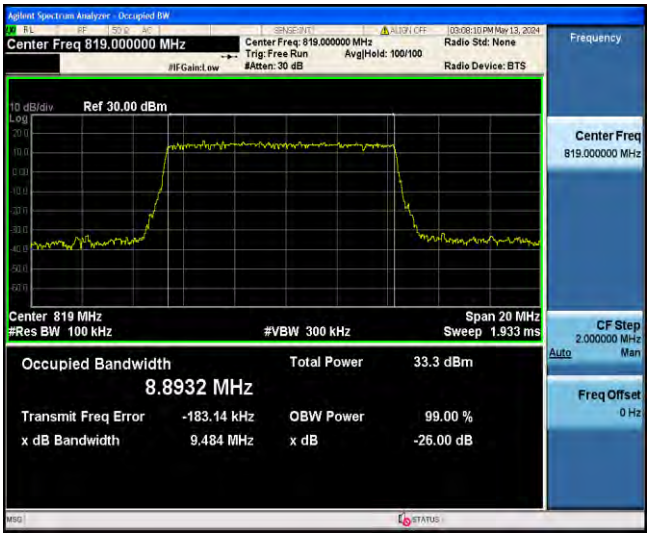

1-N26-814-824-PC3-15-10-M-2-DFT-PI2BPSK-Outer_Full-50@0-Ant31-8.8932-9.484-≤10-PASS

1-N26-814-824-PC3-15-10-M-3-DFT-16QAM-Outer_Full-50@0-Ant31-8.8912-9.607-≤10-PASS

1-N26-814-824-PC3-15-10-M-4-DFT-64QAM-Outer_Full-50@0-Ant31-8.9293-9.727-≤10-PASS

1-N26-814-824-PC3-15-10-M-5-DFT-256QAM-Outer_Full-50@0-Ant31-8.8831-9.602-≤10-PASS

1-N26-814-824-PC3-15-10-M-6-CP-QPSK-Outer_Full-52@0-Ant31-9.2605-9.988-≤10-PASS

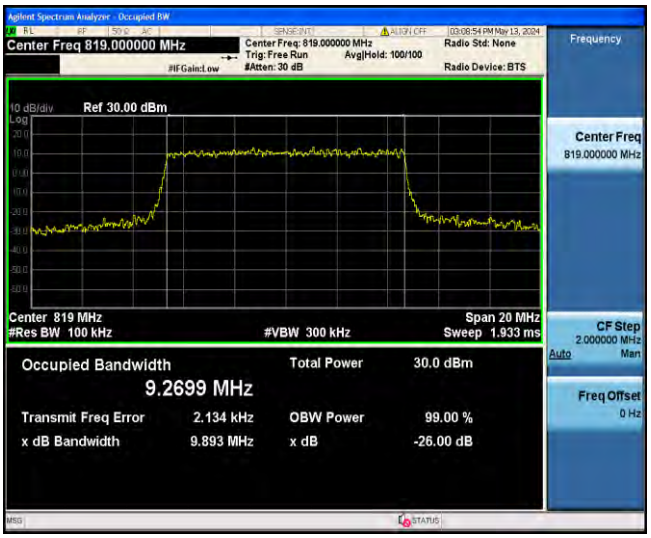

1-N26-814-824-PC3-15-10-M-7-CP-16QAM-Outer_Full-52@0-Ant31-9.2699-9.893-≤10-PASS

1-N26-814-824-PC3-15-10-M-8-CP-64QAM-Outer_Full-52@0-Ant31-9.2648-9.831-≤10-PASS

1-N26-814-824-PC3-15-10-M-9-CP-256QAM-Outer_Full-52@0-Ant31-9.2659-9.925-≤10-PASS

Band Edge for SA

Test Graphs

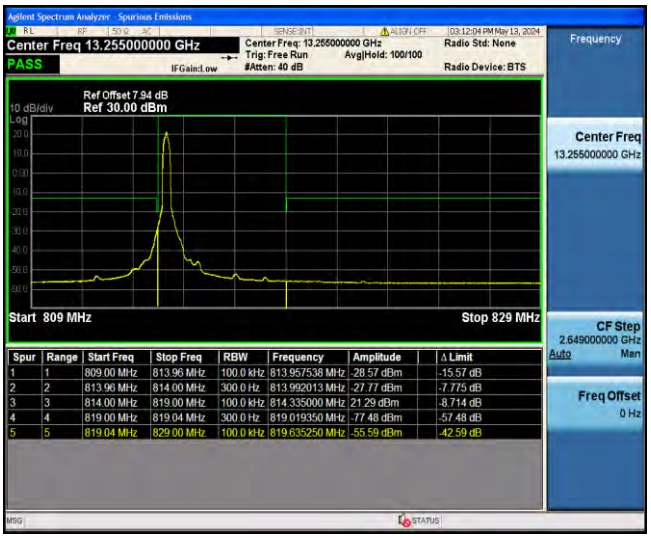

1-N26-814-824-PC3-15-5-L-1-DFT-PI2BPSK-Edge_1RB_Left-1@0-Ant31-813.99-7.77--27.77-PASS

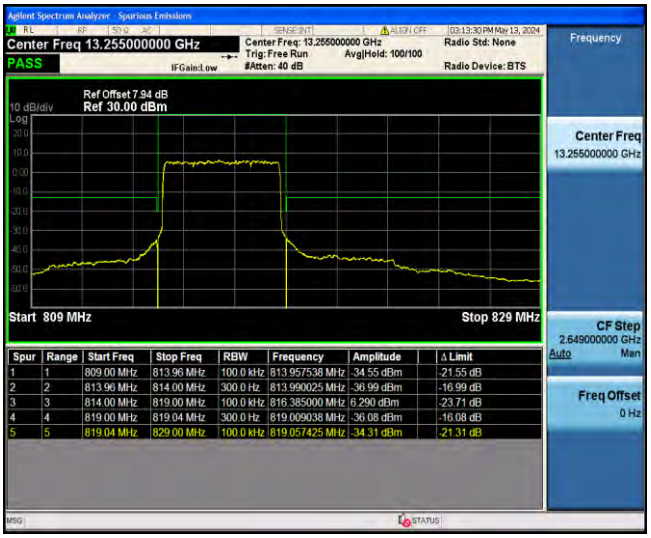

1-N26-814-824-PC3-15-5-L-3-DFT-PI2BPSK-Outer_Full-25@0-Ant31-819.01-16.08--36.08-PASS

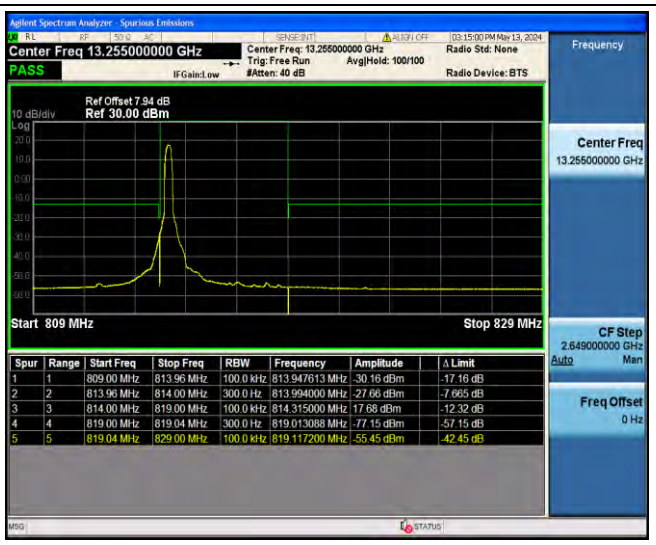

1-N26-814-824-PC3-15-5-L-4-CP-QPSK-Edge_1RB_Left-1@0-Ant31-813.99-7.66--27.66-PASS

1-N26-814-824-PC3-15-5-L-6-CP-QPSK-Outer_Full-25@0-Ant31-819.11-16.68--29.68-PASS

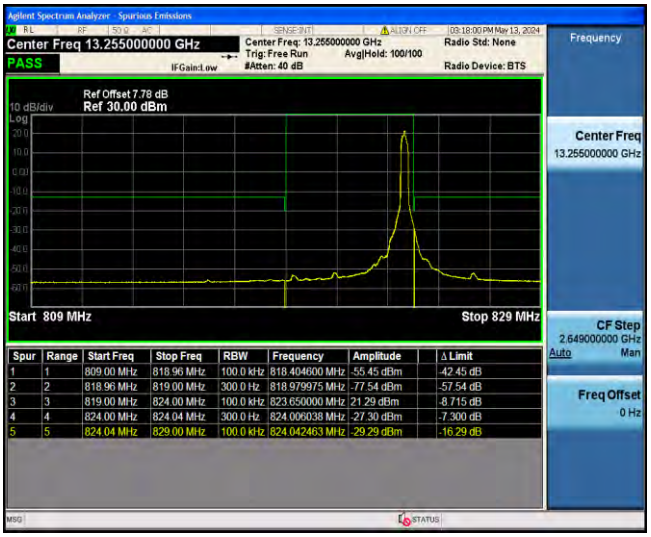

1-N26-814-824-PC3-15-5-H-2-DFT-PI2BPSK-Edge_1RB_Right-1@24-Ant31-824.01-7.30--27.30-PASS

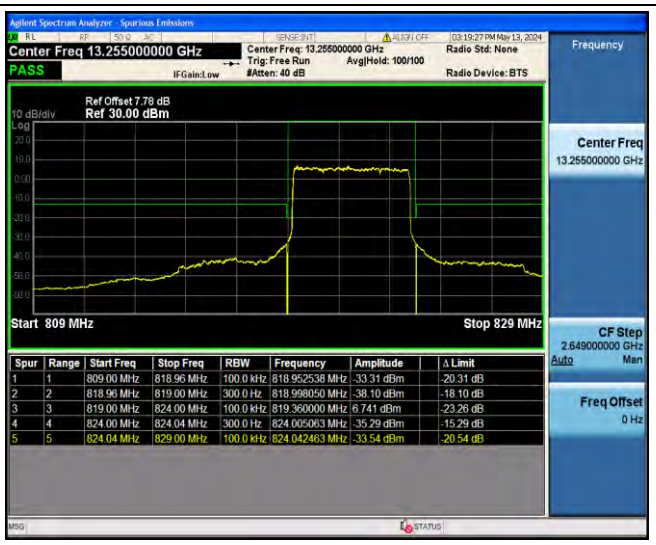

Spur	Range	Start Freq	Stop Freq	RBW	Frequency	Amplitude	Δ Limit
1	1	809.00 MHz	818.96 MHz	100.0 kHz	818.952538 MHz	-33.31 dBm	-20.31 dB
2	2	818.96 MHz	819.00 MHz	300.0 Hz	818.998050 MHz	-38.10 dBm	-18.10 dB
3	3	819.00 MHz	824.00 MHz	100.0 kHz	819.360000 MHz	6.741 dBm	-23.26 dB
4	4	824.00 MHz	824.04 MHz	300.0 Hz	824.005063 MHz	-35.29 dBm	-15.29 dB
5	5	824.04 MHz	829.00 MHz	100.0 kHz	824.042463 MHz	-33.54 dBm	-20.54 dB

1-N26-814-824-PC3-15-5-H-3-DFT-PI2BPSK-Outer_Full-25@0-Ant31-824.01-15.29--35.29-PASS

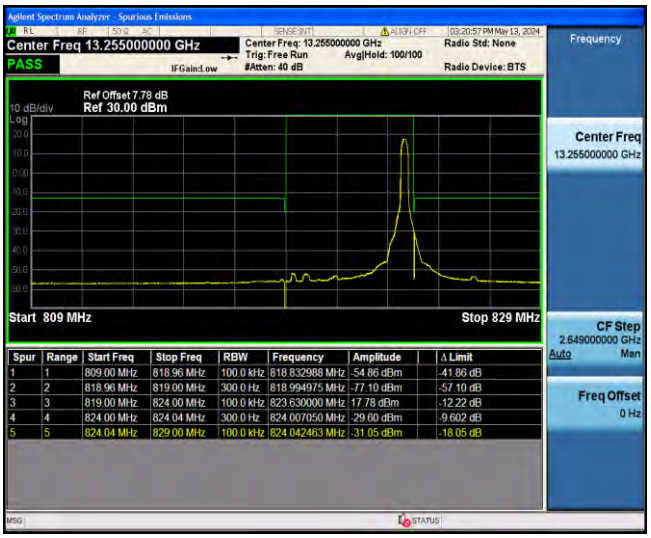

Spur	Range	Start Freq	Stop Freq	RBW	Frequency	Amplitude	Δ Limit
1	1	809.00 MHz	818.96 MHz	100.0 kHz	818.832968 MHz	-54.86 dBm	-41.86 dB
2	2	818.96 MHz	819.00 MHz	300.0 Hz	818.994975 MHz	-77.10 dBm	-57.10 dB
3	3	819.00 MHz	824.00 MHz	100.0 kHz	823.630000 MHz	17.78 dBm	-12.22 dB
4	4	824.00 MHz	824.04 MHz	300.0 Hz	824.007050 MHz	-29.60 dBm	-9.602 dB
5	5	824.04 MHz	829.00 MHz	100.0 kHz	824.042463 MHz	-31.05 dBm	-18.05 dB

1-N26-814-824-PC3-15-5-H-5-CP-QPSK-Edge_1RB_Right-1@24-Ant31-824.01-9.60--29.60-PASS

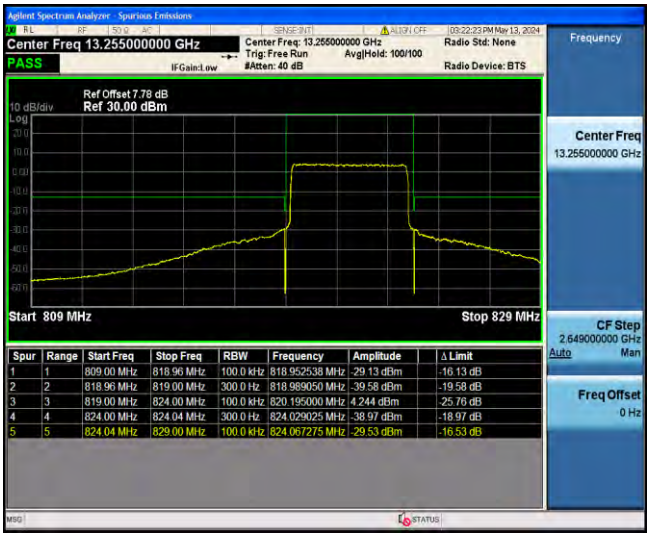

Spur	Range	Start Freq	Stop Freq	RBW	Frequency	Amplitude	Δ Limit
1	1	809.00 MHz	818.96 MHz	100.0 kHz	818.952538 MHz	-29.13 dBm	-16.13 dB
2	2	818.96 MHz	819.00 MHz	300.0 Hz	818.989050 MHz	-39.58 dBm	-19.58 dB
3	3	819.00 MHz	824.00 MHz	100.0 kHz	820.195000 MHz	4.244 dBm	-25.76 dB
4	4	824.00 MHz	824.04 MHz	300.0 Hz	824.029025 MHz	-38.97 dBm	-18.97 dB
5	5	824.04 MHz	829.00 MHz	100.0 kHz	824.067275 MHz	-29.53 dBm	-16.53 dB

1-N26-814-824-PC3-15-5-H-6-CP-QPSK-Outer_Full-25@0-Ant31-818.95-16.13--29.13-PASS

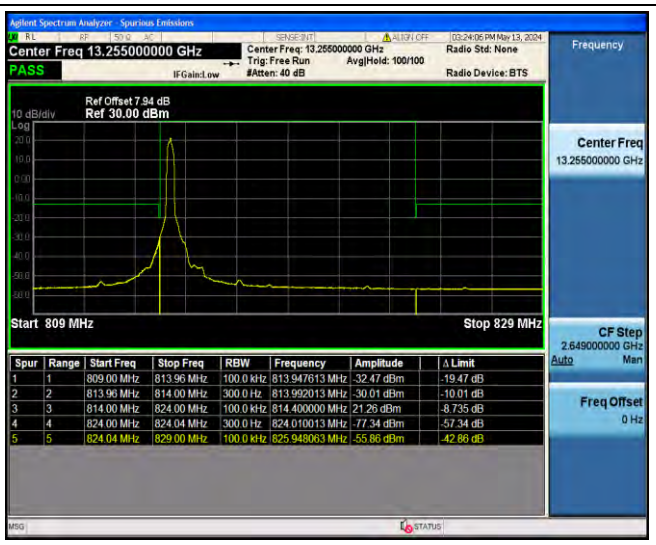

1-N26-814-824-PC3-15-10-L-1-DFT-PI2BPSK-Edge_1RB_Left-1@0-Ant31-813.99-10.01--30.01-PASS

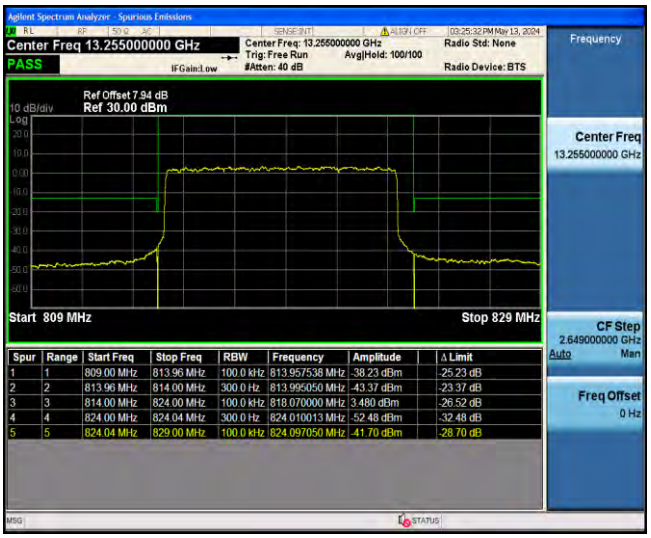

1-N26-814-824-PC3-15-10-L-3-DFT-PI2BPSK-Outer_Full-50@0-Ant31-814.00-23.37--43.37-PASS

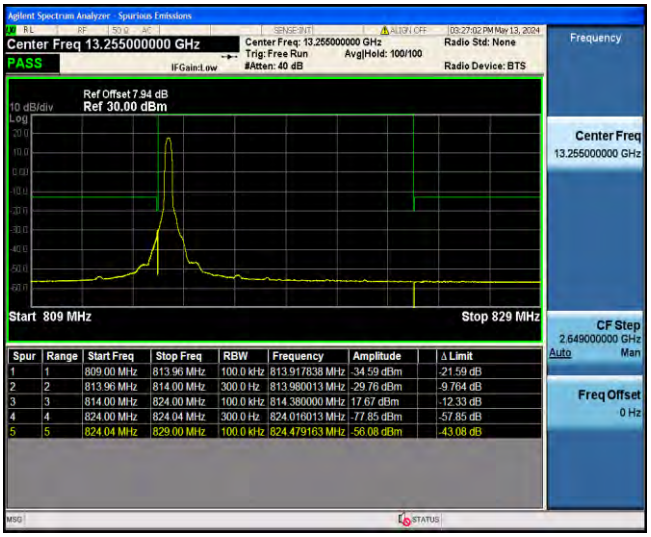

1-N26-814-824-PC3-15-10-L-4-CP-QPSK-Edge_1RB_Left-1@0-Ant31-813.98-9.76--29.76-PASS

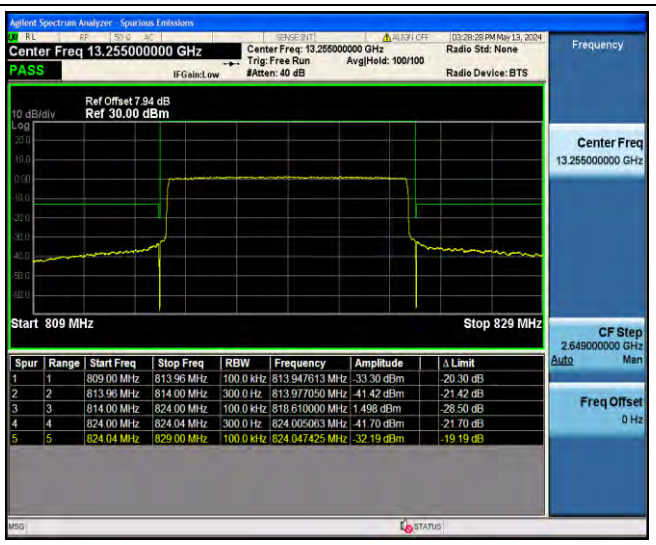

1-N26-814-824-PC3-15-10-L-6-CP-QPSK-Outer_Full-52@0-Ant31-824.05-19.19--32.19-PASS

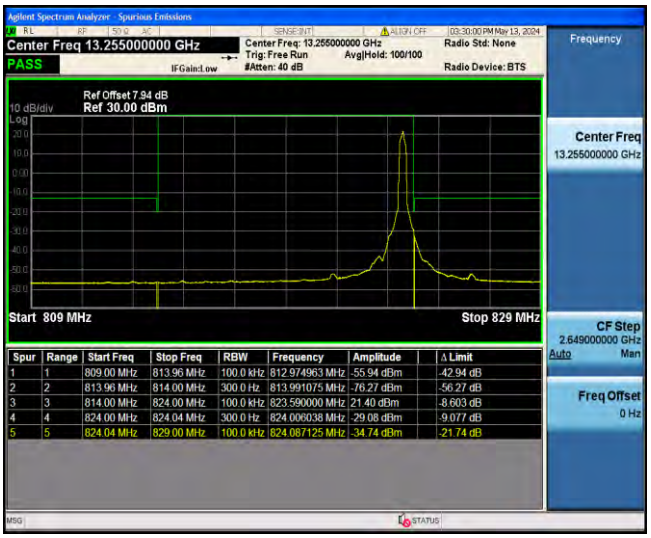

1-N26-814-824-PC3-15-10-H-2-DFT-PI2BPSK-Edge_1RB_Right-1@51-Ant31-824.01-9.08--29.08-PASS

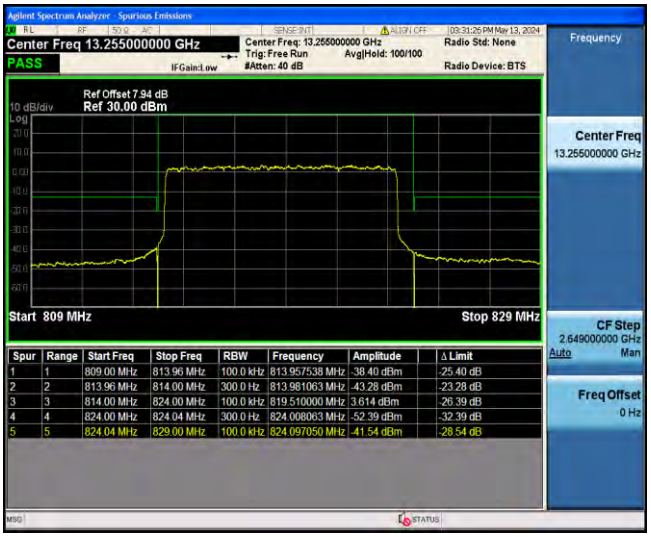

1-N26-814-824-PC3-15-10-H-3-DFT-PI2BPSK-Outer_Full-50@0-Ant31-813.98-23.28--43.28-PASS

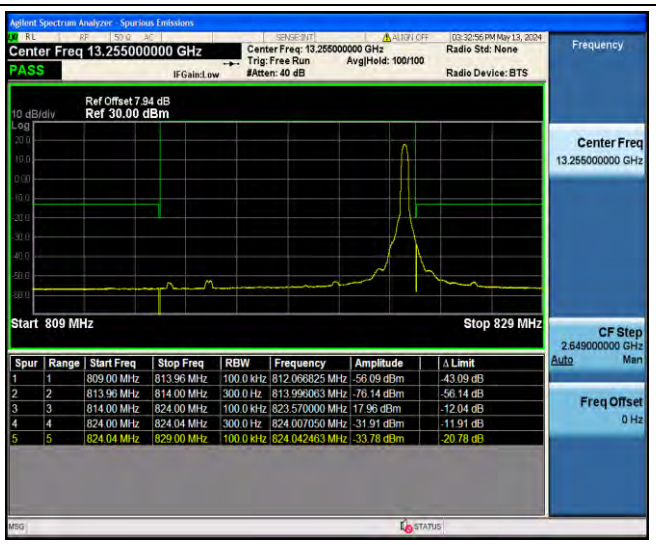

Spur	Range	Start Freq	Stop Freq	RBW	Frequency	Amplitude	Δ Limit
1	1	809.00 MHz	813.96 MHz	100.0 kHz	812.066825 MHz	-56.09 dBm	-43.09 dB
2	2	813.96 MHz	814.00 MHz	300.0 Hz	813.996063 MHz	-76.14 dBm	-56.14 dB
3	3	814.00 MHz	824.00 MHz	100.0 kHz	823.570000 MHz	17.96 dBm	-12.04 dB
4	4	824.00 MHz	824.04 MHz	300.0 Hz	824.007050 MHz	-31.91 dBm	-11.91 dB
5	5	824.04 MHz	829.00 MHz	100.0 kHz	824.042463 MHz	-33.78 dBm	-20.78 dB

1-N26-814-824-PC3-15-10-H-5-CP-QPSK-Edge_1RB_Right-1@51-Ant31-824.01-11.91--31.91-PASS

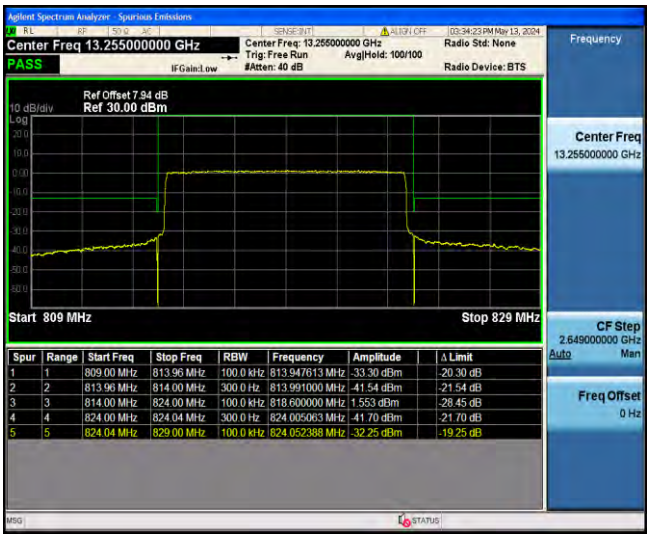

Spur	Range	Start Freq	Stop Freq	RBW	Frequency	Amplitude	Δ Limit
1	1	809.00 MHz	813.96 MHz	100.0 kHz	813.947613 MHz	-33.30 dBm	-20.30 dB
2	2	813.96 MHz	814.00 MHz	300.0 Hz	813.991000 MHz	-41.54 dBm	-21.54 dB
3	3	814.00 MHz	824.00 MHz	100.0 kHz	818.600000 MHz	1.553 dBm	-28.45 dB
4	4	824.00 MHz	824.04 MHz	300.0 Hz	824.005063 MHz	-41.70 dBm	-21.70 dB
5	5	824.04 MHz	829.00 MHz	100.0 kHz	824.052388 MHz	-32.25 dBm	-19.25 dB

1-N26-814-824-PC3-15-10-H-6-CP-QPSK-Outer_Full-52@0-Ant31-824.05-19.25--32.25-PASS

Conducted Spurious Emission for SA

Test Result

Band	SCS	Bandwidth	Modulation	Channel	StartFreq	StopFreq	RB Config	Result	Limit	Verdict
N26-814-824	15	10	DFT-PI2BPSK	M	0.009	0.15	1@1	-64.95	-33	PASS
N26-814-824	15	10	DFT-PI2BPSK	M	0.15	30	1@1	-64.40	-23	PASS
N26-814-824	15	10	DFT-PI2BPSK	M	30	1000	1@1	-53.97	-13	PASS
N26-814-824	15	10	DFT-PI2BPSK	M	1000	3000	1@1	-38.85	-13	PASS
N26-814-824	15	10	DFT-PI2BPSK	M	3000	12000	1@1	-46.77	-13	PASS
N26-814-824	15	10	DFT-PI2BPSK	M	12000	20000	1@1	-43.82	-13	PASS

Test Graphs

1-N26-814-824-PC3-15-10-M-1-NS_01-DFT-PI2BPSK-Inner_1RB_Left-1@1-0.009-0.15-Ant31-0.01--64.95--33-PASS

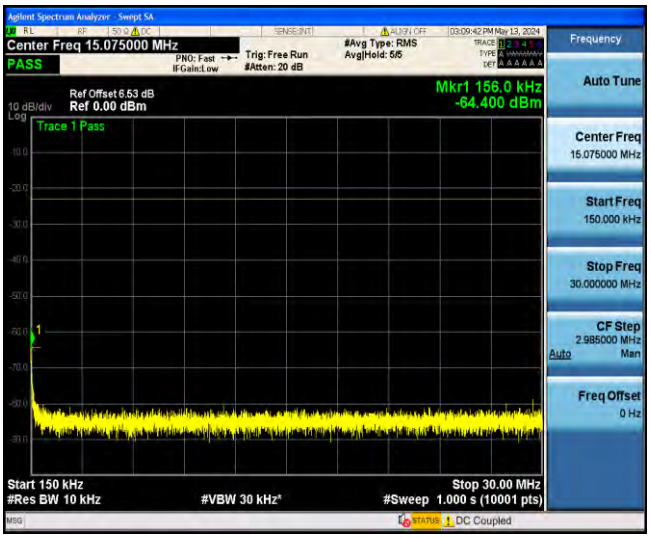

1-N26-814-824-PC3-15-10-M-1-NS_01-DFT-PI2BPSK-Inner_1RB_Left-1@1-0.15-30-Ant31-0.16--64.40--23-PASS

1-N26-814-824-PC3-15-10-M-1-NS_01-DFT-PI2BPSK-Inner_1RB_Left-1@1-30-1000-Ant31-862.36--53.97--13-PASS

1-N26-814-824-PC3-15-10-M-1-NS_01-DFT-PI2BPSK-Inner_1RB_Left-1@1-1000-3000-Ant31-2666.00--38.85--13-PASS

1-N26-814-824-PC3-15-10-M-1-NS_01-DFT-PI2BPSK-Inner_1RB_Left-1@1-3000-12000-Ant31-5758.95--4

6.77--13-PASS

1-N26-814-824-PC3-15-10-M-1-NS_01-DFT-PI2BPSK-Inner_1RB_Left-1@1-12000-20000-Ant31-18760.80--43.82--13-PASS

Field Strength of Spurious Radiation

SA Band 26_90S ANT31- Middle channel								
Frequency (MHz)	EIRP (dBm)	Limit (dBm)	Over Limit (dB)	S.G. Power (dBm)	Cable Loss (dB)	Antenna Gain (dBi)	Polarization (H/V)	Result
1629.0	-69.93	-13	-56.93	-72.86	2.62	5.55	Horizontal	Pass
2443.5	-68.85	-13	-55.85	-71.49	3.04	5.68	Horizontal	Pass
3258.0	-67.19	-13	-54.19	-71.47	3.28	7.56	Horizontal	Pass
1629.0	-70.01	-13	-57.01	-72.94	2.62	5.55	Vertical	Pass
2443.5	-67.63	-13	-54.63	-70.27	3.04	5.68	Vertical	Pass
3258.0	-66.73	-13	-53.73	-71.01	3.28	7.56	Vertical	Pass

Remark:

1) All antennas of RSE are tested, and only the worst data is presented.

Frequency Stability for SA

Test Result

Frequency Error VS. Voltage

Voltage										
Band	SCS	Bandwidth	Modulation	Channel	RB Config	Voltage (Vdc)	Temperature (℃)	Deviation (Hz)	Deviation (ppm)	Verdict
N26-814-824	15	10	DFT-PI2BPSK	M	50@0	VH	NT	-4.30	-0.01	PASS
N26-814-824	15	10	DFT-PI2BPSK	M	50@0	VN	NT	-7.30	-0.01	PASS
N26-814-824	15	10	DFT-PI2BPSK	M	50@0	VL	NT	-6.20	-0.01	PASS
N26-814-824	15	10	CP-QPSK	M	52@0	VH	NT	-5.20	-0.01	PASS
N26-814-824	15	10	CP-QPSK	M	52@0	VN	NT	-5.00	-0.01	PASS
N26-814-824	15	10	CP-QPSK	M	52@0	VL	NT	-6.50	-0.01	PASS

Frequency Error VS. Temperature

Temperature										
Band	SCS	Bandwidth	Modulation	Channel	RB Config	Voltage (Vdc)	Temperature (℃)	Deviation (Hz)	Deviation (ppm)	Verdict
N26-814-824	15	10	DFT-PI2BPSK	M	50@0	NV	50	2.900000	0.003541	PASS
N26-814-824	15	10	DFT-PI2BPSK	M	50@0	NV	-20	3.200000	0.003907	PASS
N26-814-824	15	10	DFT-PI2BPSK	M	50@0	NV	-10	-7.000000	-0.008547	PASS
N26-814-824	15	10	DFT-PI2BPSK	M	50@0	NV	0	-2.800000	-0.003419	PASS
N26-814-824	15	10	DFT-PI2BPSK	M	50@0	NV	10	-5.800000	-0.007082	PASS
N26-814-824	15	10	DFT-PI2BPSK	M	50@0	NV	20	-7.100000	-0.008669	PASS
N26-814-824	15	10	DFT-PI2BPSK	M	50@0	NV	30	-8.500000	-0.010379	PASS
N26-814-824	15	10	DFT-PI2BPSK	M	50@0	NV	-30	-6.700000	-0.008181	PASS
N26-814-824	15	10	DFT-PI2BPSK	M	50@0	NV	40	-6.600000	-0.008059	PASS
N26-814-824	15	10	CP-QPSK	M	52@0	NV	50	-4.900000	-0.005983	PASS
N26-814-824	15	10	CP-QPSK	M	52@0	NV	-20	-2.900000	-0.003541	PASS
N26-814-824	15	10	CP-QPSK	M	52@0	NV	-10	-5.300000	-0.006471	PASS
N26-814-824	15	10	CP-QPSK	M	52@0	NV	0	-4.100000	-0.005006	PASS
N26-814-824	15	10	CP-QPSK	M	52@0	NV	10	-6.200000	-0.007570	PASS
N26-814-824	15	10	CP-QPSK	M	52@0	NV	20	-4.200000	-0.005128	PASS
N26-814-824	15	10	CP-QPSK	M	52@0	NV	30	1.000000	0.001221	PASS
N26-814-824	15	10	CP-QPSK	M	52@0	NV	40	-8.100000	-0.009890	PASS
N26-814-824	15	10	CP-QPSK	M	52@0	NV	-30	-3.200000	-0.003907	PASS

---End of Attachment---