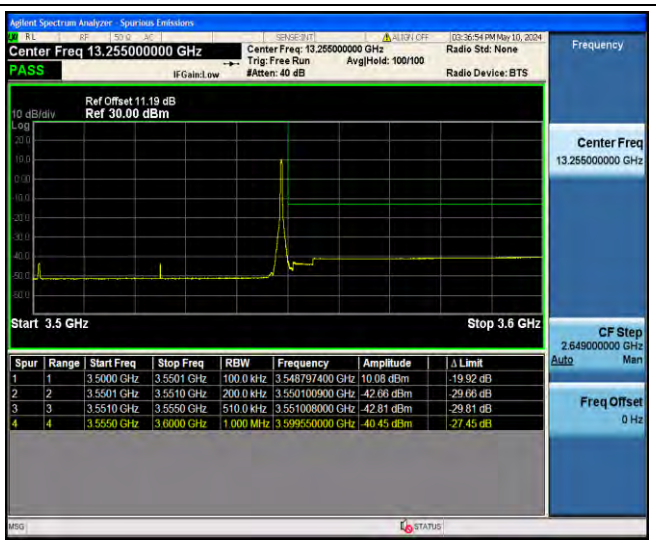

1-N78-3450-3550-PC2-30-50-H-2-DFT-PI2BPSK-Edge_1RB_Right-1@132-Ant14-3599.55-27.45--40.45-PASS

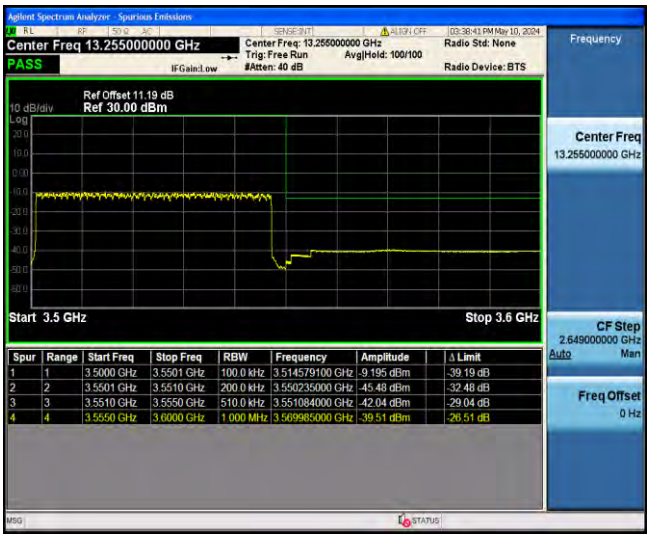

1-N78-3450-3550-PC2-30-50-H-3-DFT-PI2BPSK-Outer_Full-128@0-Ant14-3569.99-26.51--39.51-PASS

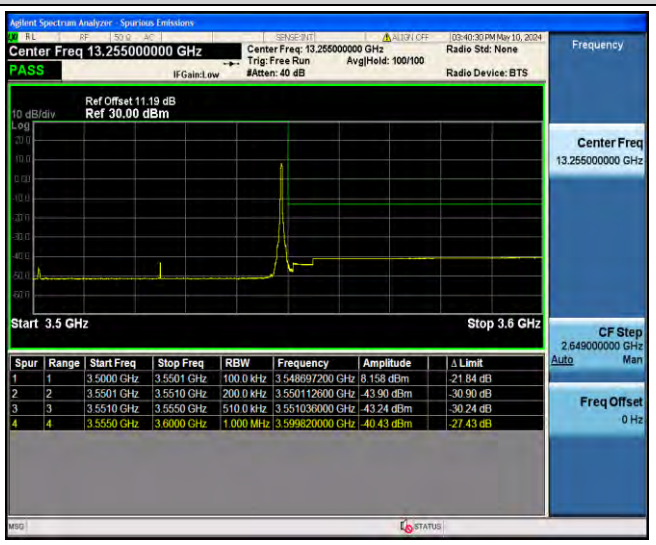

1-N78-3450-3550-PC2-30-50-H-5-CP-QPSK-Edge_1RB_Right-1@132-Ant14-3599.82-27.43--40.43-PASS

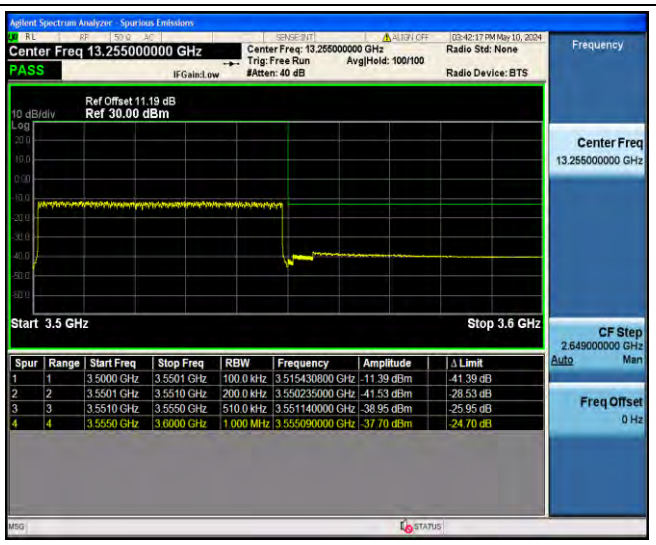

1-N78-3450-3550-PC2-30-50-H-6-CP-QPSK-Outer_Full-133@0-Ant14-3555.09-24.70--37.70-PASS

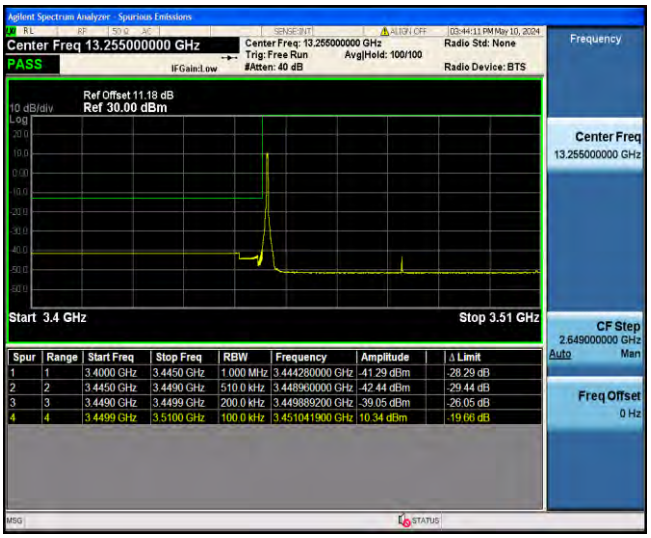

1-N78-3450-3550-PC2-30-60-L-1-DFT-PI2BPSK-Edge_1RB_Left-1@0-Ant14-3449.89-26.05--39.05-PASS

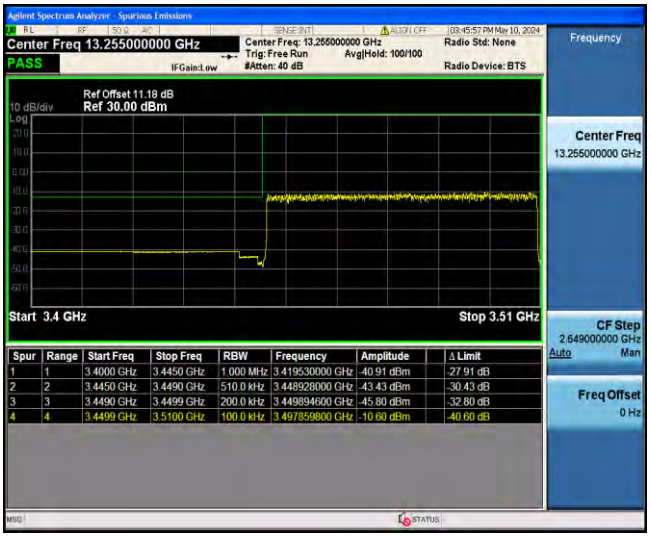

1-N78-3450-3550-PC2-30-60-L-3-DFT-PI2BPSK-Outer_Full-162@0-Ant14-3419.53-27.91--40.91-PASS

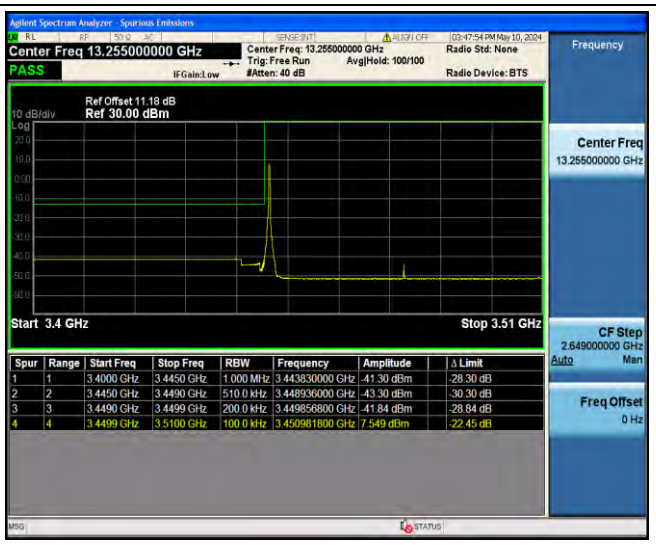

1-N78-3450-3550-PC2-30-60-L-4-CP-QPSK-Edge_1RB_Left-1@0-Ant14-3443.83-28.30--41.30-PASS

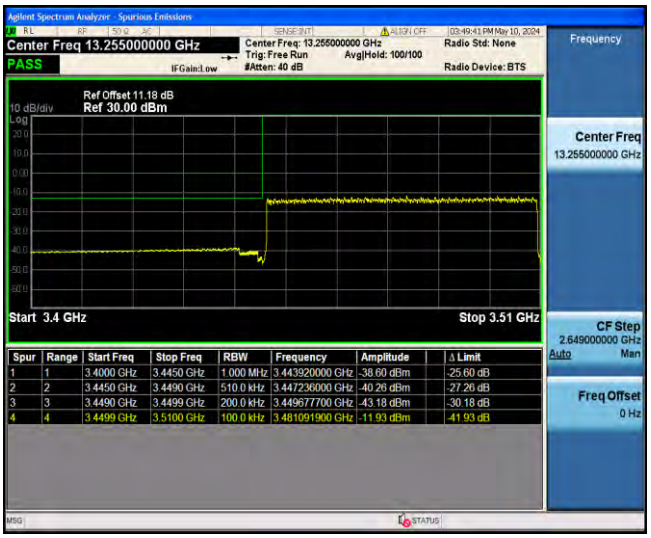

1-N78-3450-3550-PC2-30-60-L-6-CP-QPSK-Outer_Full-162@0-Ant14-3443.92-25.60--38.60-PASS

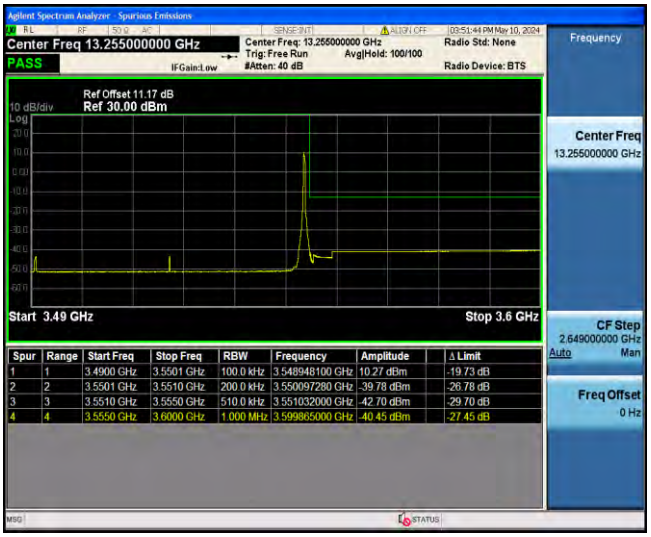

1-N78-3450-3550-PC2-30-60-H-2-DFT-PI2BPSK-Edge_1RB_Right-1@161-Ant14-3550.10-26.78--39.78-PASS

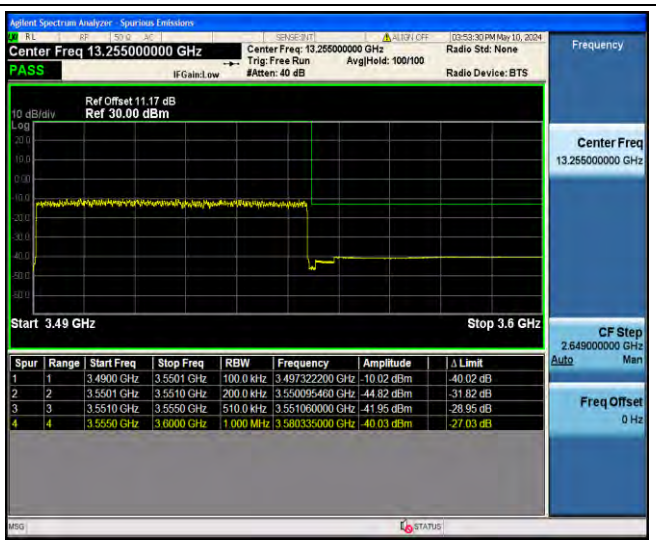

1-N78-3450-3550-PC2-30-60-H-3-DFT-PI2BPSK-Outer_Full-162@0-Ant14-3580.34-27.03--40.03-PASS

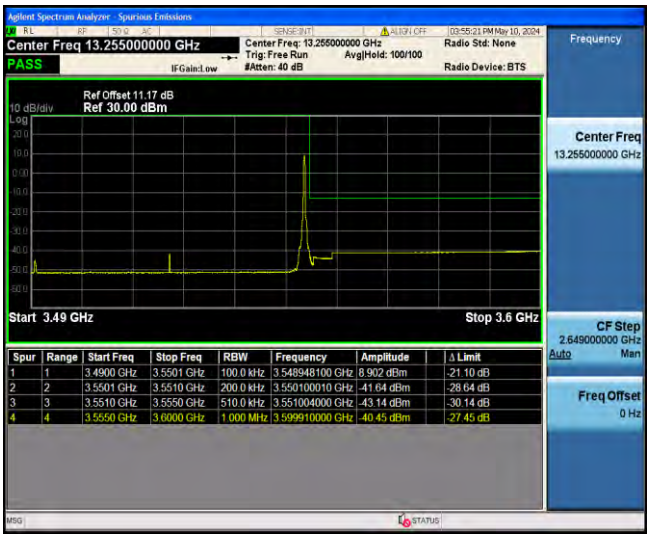

1-N78-3450-3550-PC2-30-60-H-5-CP-QPSK-Edge_1RB_Right-1@161-Ant14-3599.91-27.45--40.45-PASS

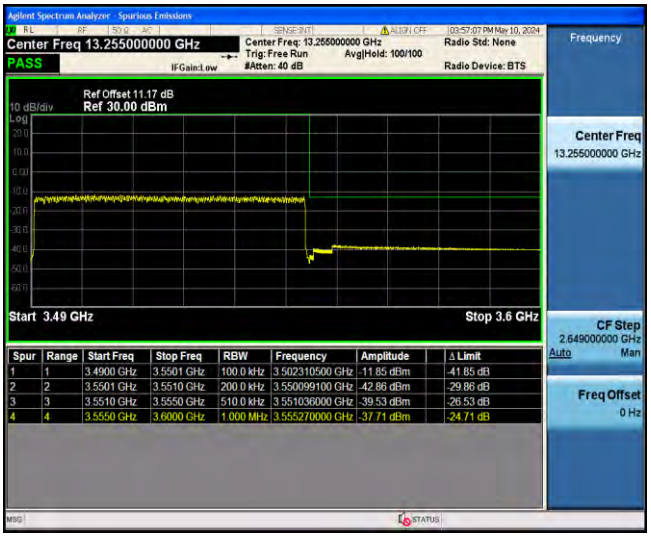

1-N78-3450-3550-PC2-30-60-H-6-CP-QPSK-Outer_Full-162@0-Ant14-3555.27-24.71--37.71-PASS

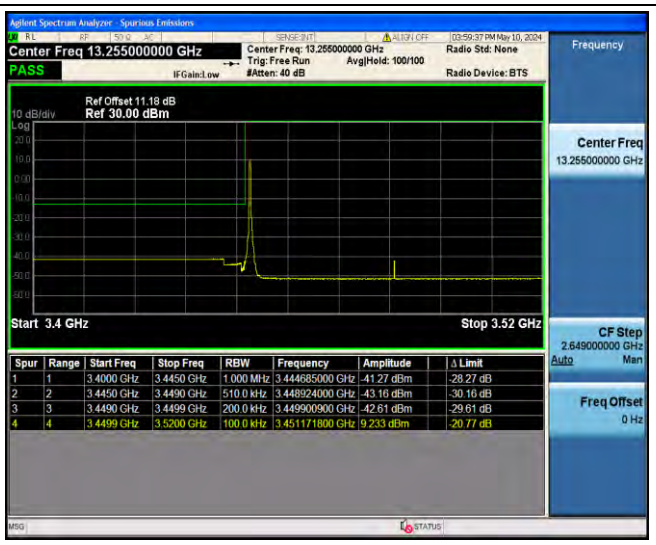

1-N78-3450-3550-PC2-30-70-L-1-DFT-PI2BPSK-Edge_1RB_Left-1@0-Ant14-3444.69-28.27--41.27-PASS

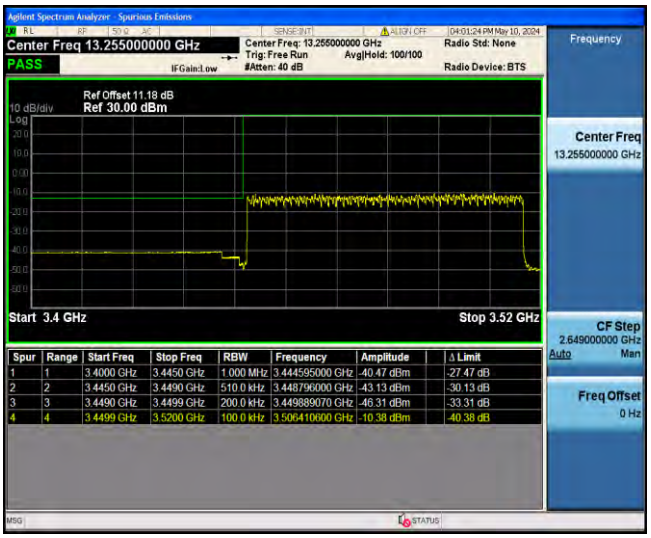

1-N78-3450-3550-PC2-30-70-L-3-DFT-PI2BPSK-Outer_Full-180@0-Ant14-3444.60-27.47--40.47-PASS

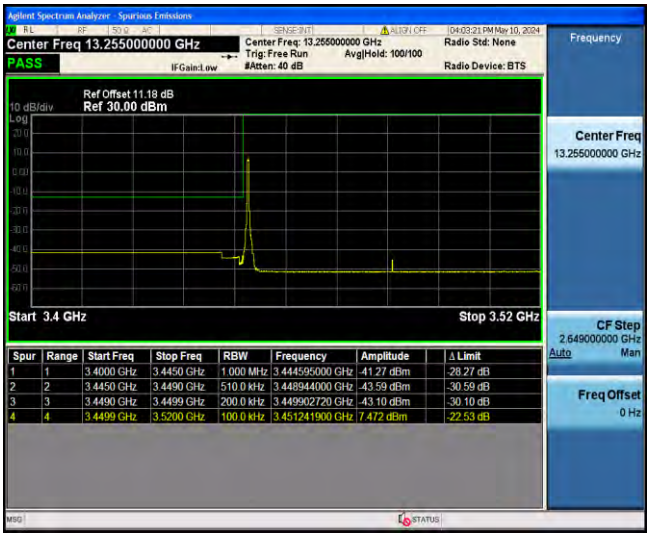

1-N78-3450-3550-PC2-30-70-L-4-CP-QPSK-Edge_1RB_Left-1@0-Ant14-3444.60-28.27--41.27-PASS

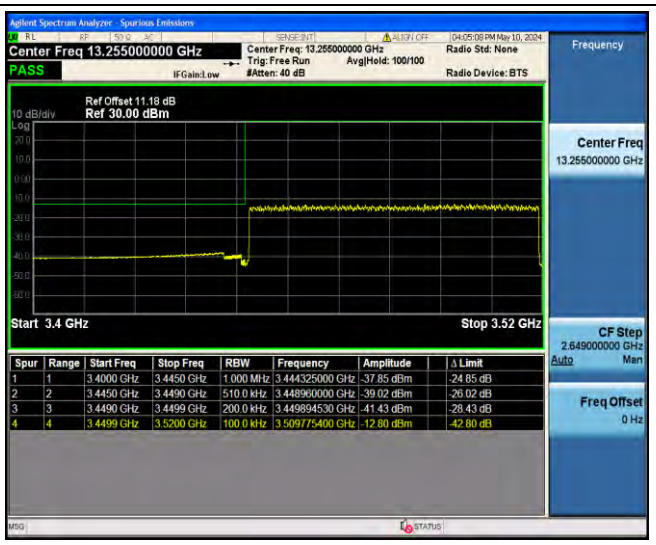

1-N78-3450-3550-PC2-30-70-L-6-CP-QPSK-Outer_Full-189@0-Ant14-3444.33-24.85--37.85-PASS

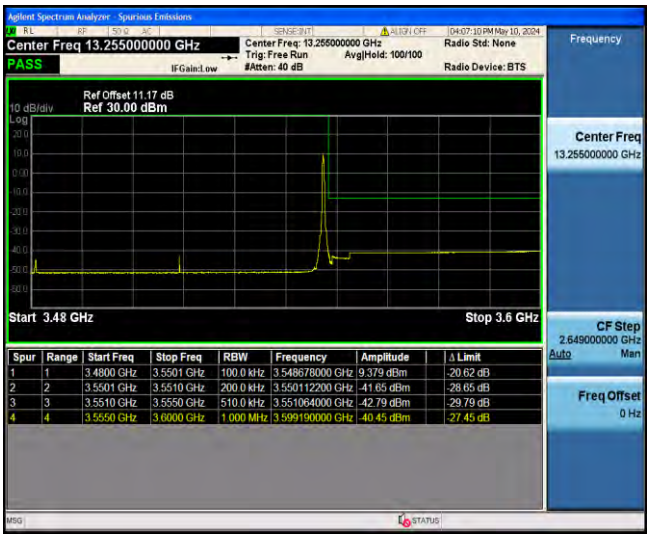

1-N78-3450-3550-PC2-30-70-H-2-DFT-PI2BPSK-Edge_1RB_Right-1@188-Ant14-3599.19-27.45--40.45-PASS

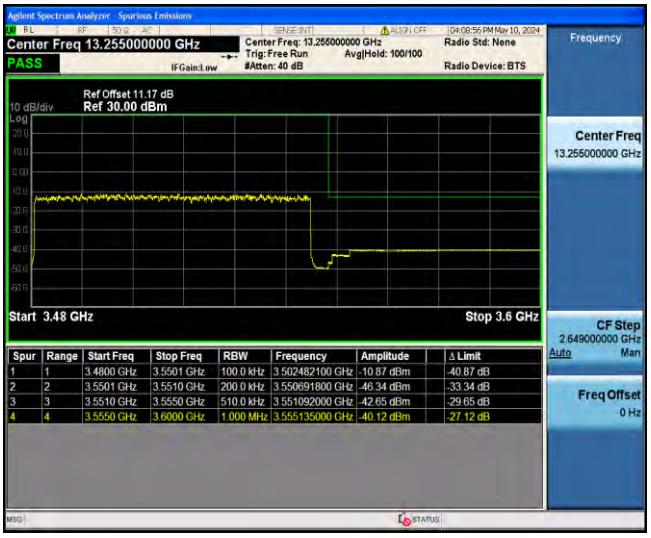

1-N78-3450-3550-PC2-30-70-H-3-DFT-PI2BPSK-Outer_Full-180@0-Ant14-3555.14-27.12--40.12-PASS

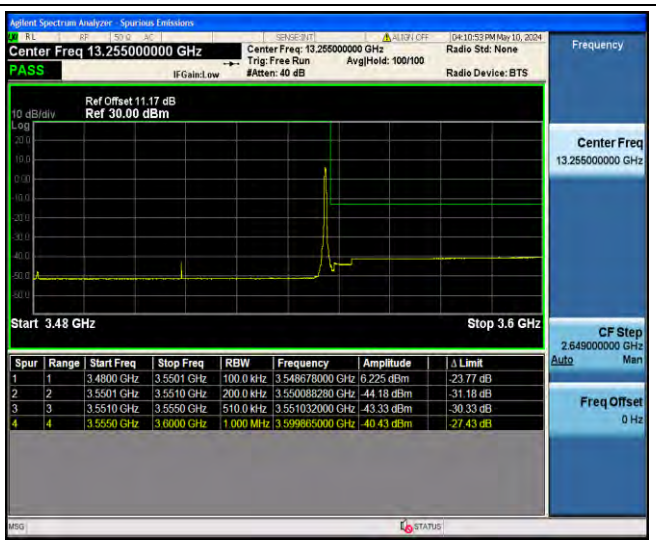

1-N78-3450-3550-PC2-30-70-H-5-CP-QPSK-Edge_1RB_Right-1@188-Ant14-3599.87-27.43--40.43-PASS

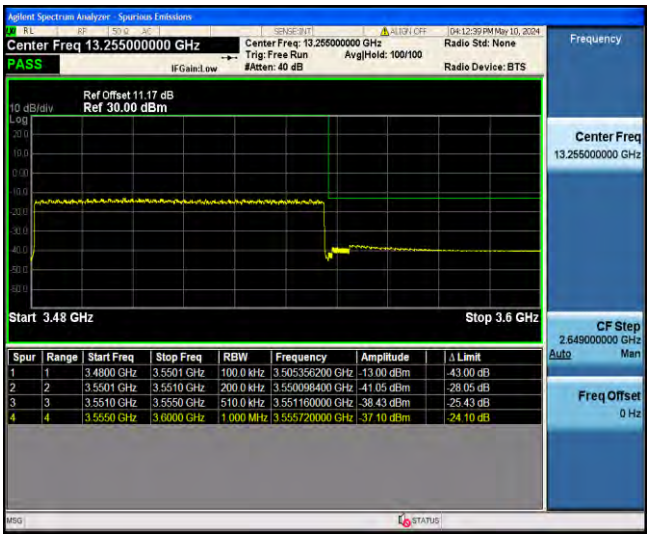

1-N78-3450-3550-PC2-30-70-H-6-CP-QPSK-Outer_Full-189@0-Ant14-3555.72-24.10--37.10-PASS

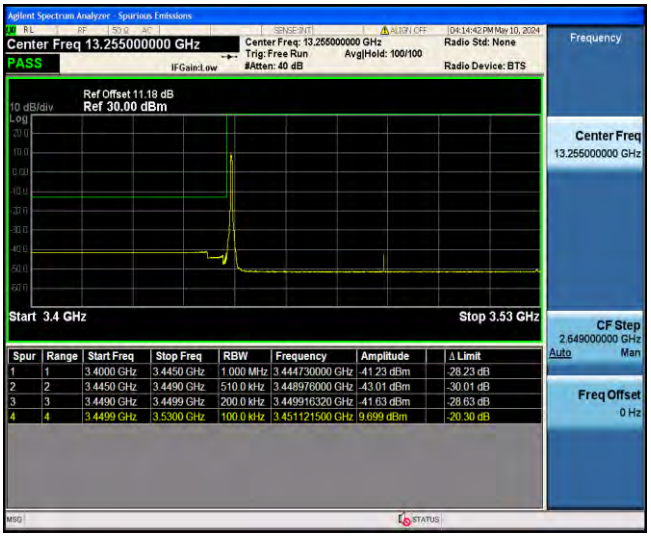

1-N78-3450-3550-PC2-30-80-L-1-DFT-PI2BPSK-Edge_1RB_Left-1@0-Ant14-3444.73-28.23--41.23-PASS

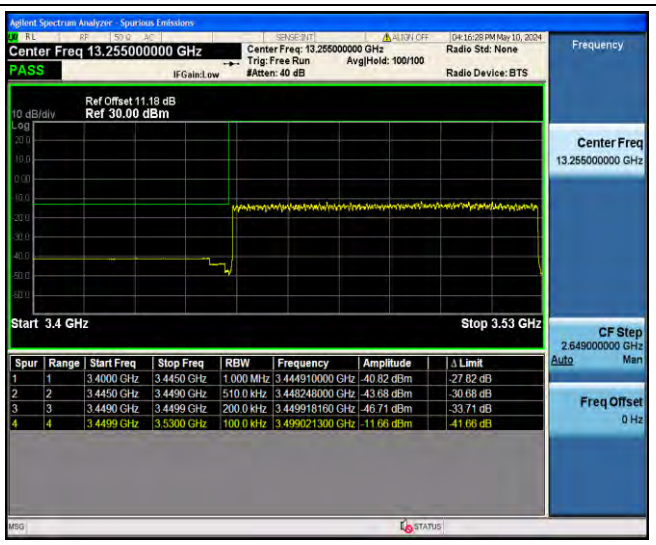

1-N78-3450-3550-PC2-30-80-L-3-DFT-PI2BPSK-Outer_Full-216@0-Ant14-3444.91-27.82--40.82-PASS

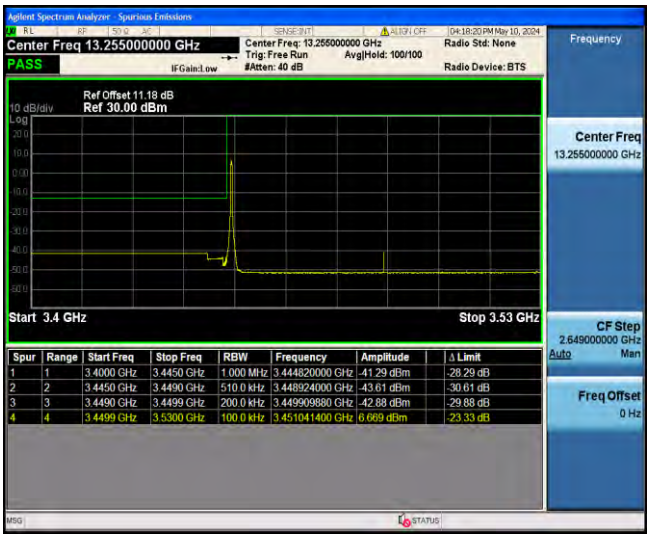

1-N78-3450-3550-PC2-30-80-L-4-CP-QPSK-Edge_1RB_Left-1@0-Ant14-3444.82-28.29--41.29-PASS

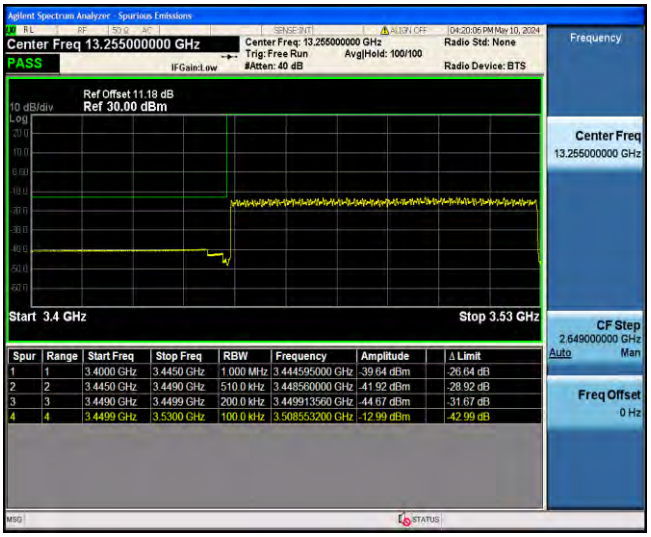

1-N78-3450-3550-PC2-30-80-L-6-CP-QPSK-Outer_Full-217@0-Ant14-3444.60-26.64--39.64-PASS

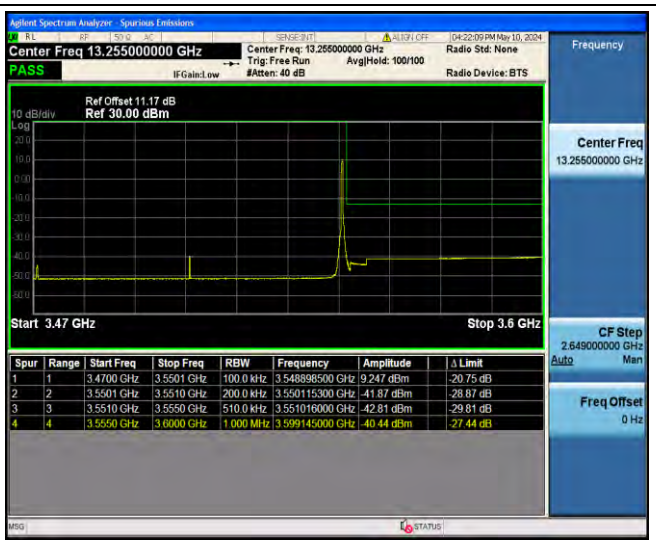

1-N78-3450-3550-PC2-30-80-H-2-DFT-PI2BPSK-Edge_1RB_Right-1@216-Ant14-3599.15-27.44--40.44-PASS

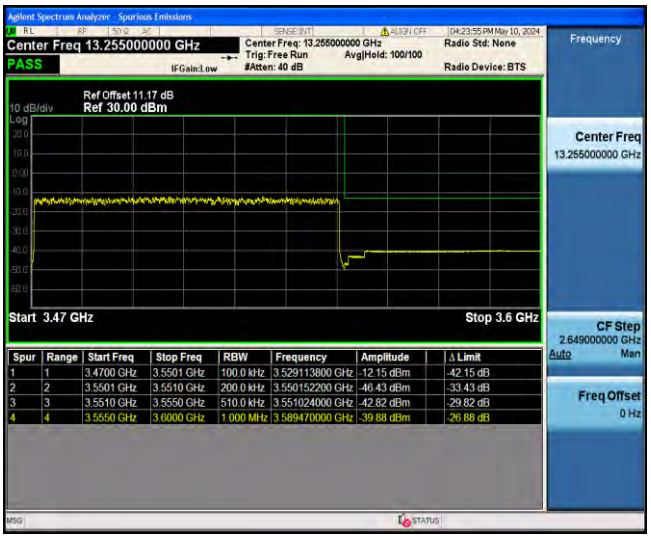

1-N78-3450-3550-PC2-30-80-H-3-DFT-PI2BPSK-Outer_Full-216@0-Ant14-3589.47-26.88--39.88-PASS

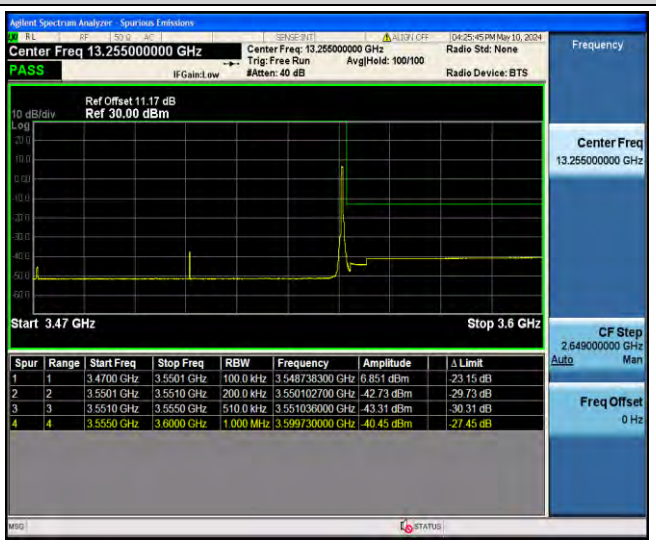

1-N78-3450-3550-PC2-30-80-H-5-CP-QPSK-Edge_1RB_Right-1@216-Ant14-3599.73-27.45--40.45-PASS

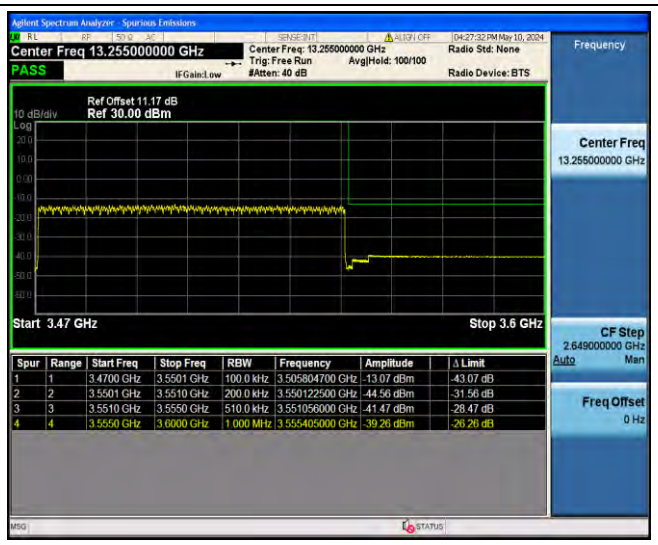

1-N78-3450-3550-PC2-30-80-H-6-CP-QPSK-Outer_Full-217@0-Ant14-3555.41-26.26--39.26-PASS

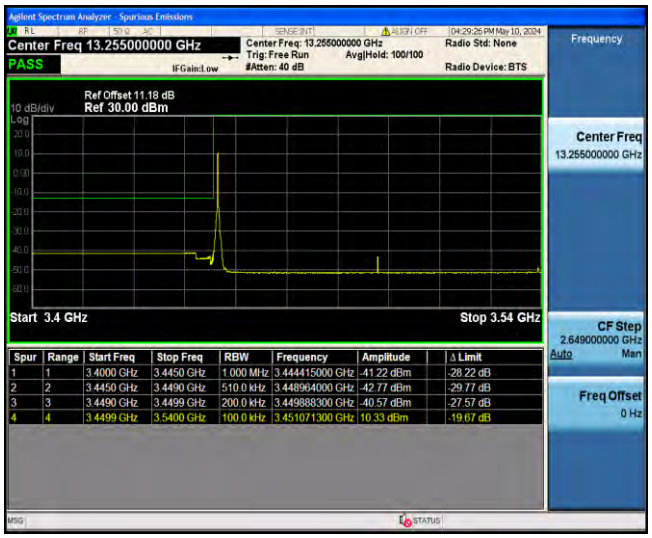

1-N78-3450-3550-PC2-30-90-L-1-DFT-PI2BPSK-Edge_1RB_Left-1@0-Ant14-3449.89-27.57--40.57-PASS

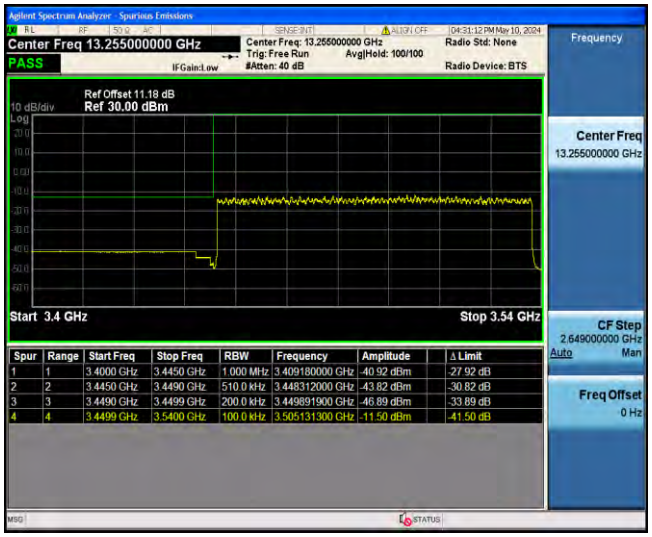

1-N78-3450-3550-PC2-30-90-L-3-DFT-PI2BPSK-Outer_Full-240@0-Ant14-3409.18-27.92--40.92-PASS

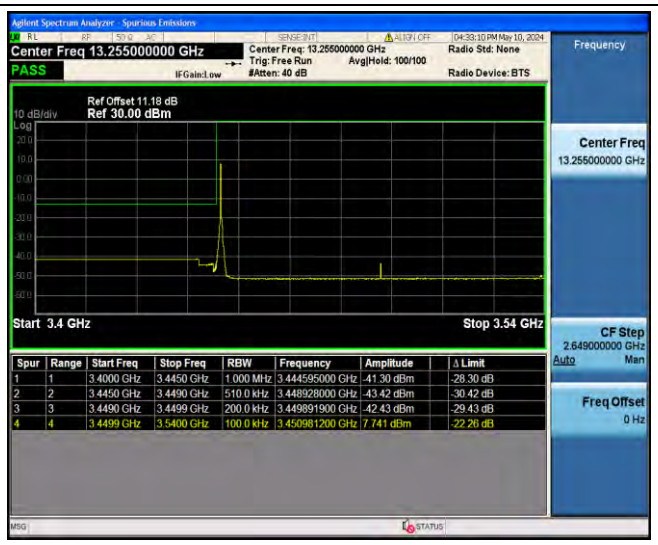

1-N78-3450-3550-PC2-30-90-L-4-CP-QPSK-Edge_1RB_Left-1@0-Ant14-3444.60-28.30--41.30-PASS

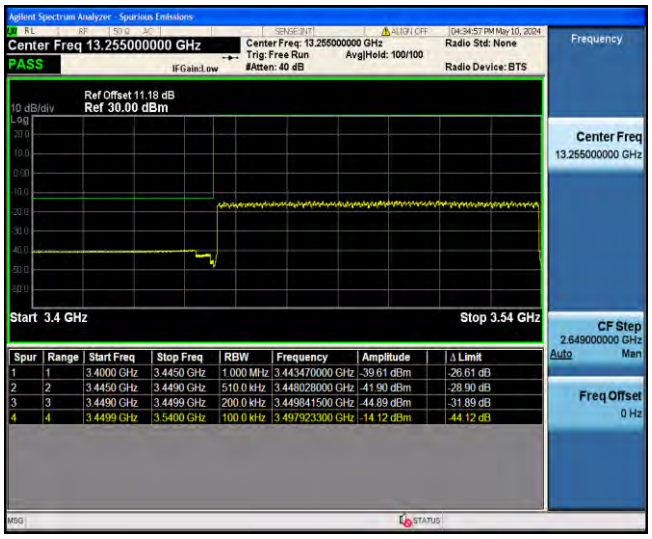

1-N78-3450-3550-PC2-30-90-L-6-CP-QPSK-Outer_Full-245@0-Ant14-3443.47-26.61--39.61-PASS

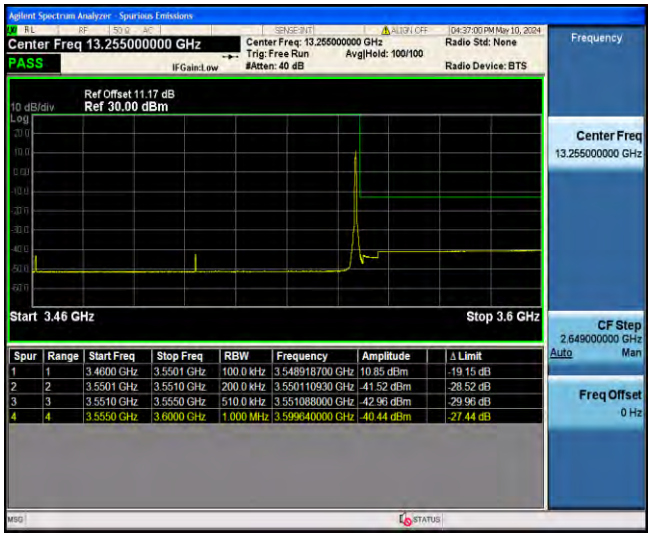

1-N78-3450-3550-PC2-30-90-H-2-DFT-PI2BPSK-Edge_1RB_Right-1@244-Ant14-3599.64-27.44--40.44-PASS

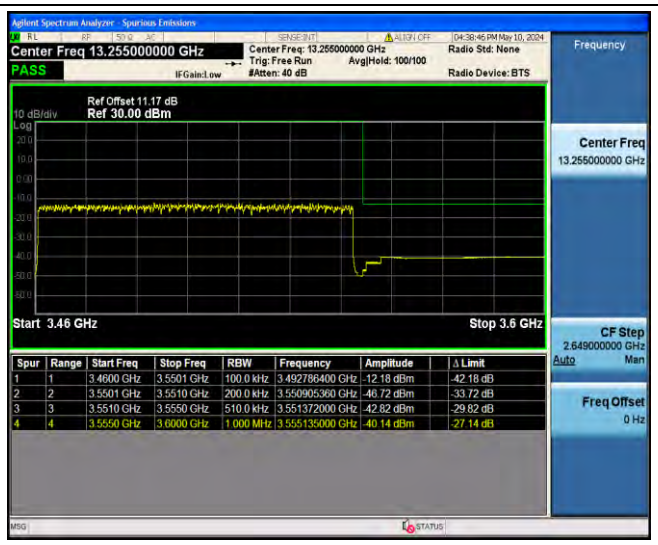

1-N78-3450-3550-PC2-30-90-H-3-DFT-PI2BPSK-Outer_Full-240@0-Ant14-3555.14-27.14--40.14-PASS

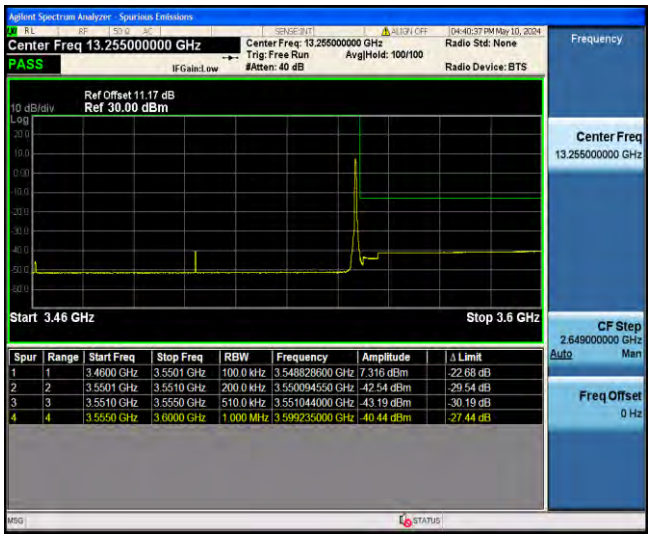

1-N78-3450-3550-PC2-30-90-H-5-CP-QPSK-Edge_1RB_Right-1@244-Ant14-3599.24-27.44--40.44-PASS

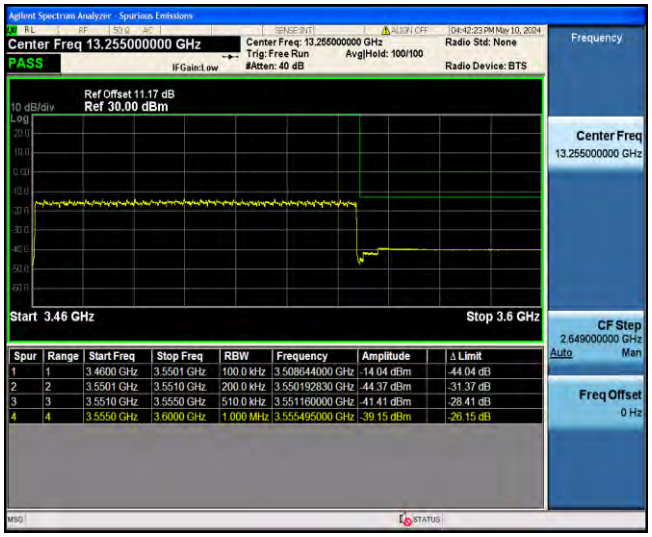

1-N78-3450-3550-PC2-30-90-H-6-CP-QPSK-Outer_Full-245@0-Ant14-3555.50-26.15--39.15-PASS

Spur	Range	Start Freq	Stop Freq	RBW	Frequency	Amplitude	Δ Limit
1	1	3.4000 GHz	3.4450 GHz	1.000 MHz	3.443380000 GHz	-41.29 dBm	-28.29 dB
2	2	3.4450 GHz	3.4490 GHz	510.0 kHz	3.448968000 GHz	-42.98 dBm	-29.98 dB
3	3	3.4490 GHz	3.4499 GHz	200.0 kHz	3.449882900 GHz	-40.60 dBm	-27.60 dB
4	4	3.4499 GHz	3.5501 GHz	100.0 kHz	3.451002200 GHz	8.955 dBm	-21.04 dB
5	5	3.5501 GHz	3.5510 GHz	200.0 kHz	3.550714700 GHz	-48.06 dBm	-35.06 dB
6	6	3.5510 GHz	3.5550 GHz	510.0 kHz	3.554932000 GHz	-44.12 dBm	-31.12 dB
7	7	3.5550 GHz	3.6000 GHz	1.000 MHz	3.599325000 GHz	-40.42 dBm	-27.42 dB

1-N78-3450-3550-PC2-30-100-L-1-DFT-PI2BPSK-Edge_1RB_Left-1@0-Ant14-3599.33-27.42--40.42-PASS

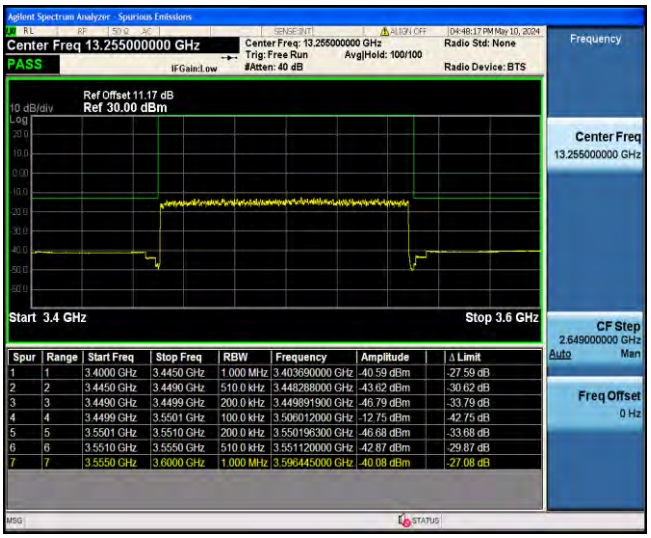

Spur	Range	Start Freq	Stop Freq	RBW	Frequency	Amplitude	Δ Limit
1	1	3.4000 GHz	3.4450 GHz	1.000 MHz	3.403690000 GHz	-40.59 dBm	-27.59 dB
2	2	3.4450 GHz	3.4490 GHz	510.0 kHz	3.448288000 GHz	-43.62 dBm	-30.62 dB
3	3	3.4490 GHz	3.4499 GHz	200.0 kHz	3.449891900 GHz	-46.79 dBm	-33.79 dB
4	4	3.4499 GHz	3.5501 GHz	100.0 kHz	3.506012000 GHz	-12.75 dBm	-42.75 dB
5	5	3.5501 GHz	3.5510 GHz	200.0 kHz	3.550196300 GHz	-46.68 dBm	-33.68 dB
6	6	3.5510 GHz	3.5550 GHz	510.0 kHz	3.551120000 GHz	-42.87 dBm	-29.87 dB
7	7	3.5550 GHz	3.6000 GHz	1.000 MHz	3.596445000 GHz	-40.08 dBm	-27.08 dB

1-N78-3450-3550-PC2-30-100-L-3-DFT-PI2BPSK-Outer_Full-270@0-Ant14-3596.45-27.08--40.08-PASS

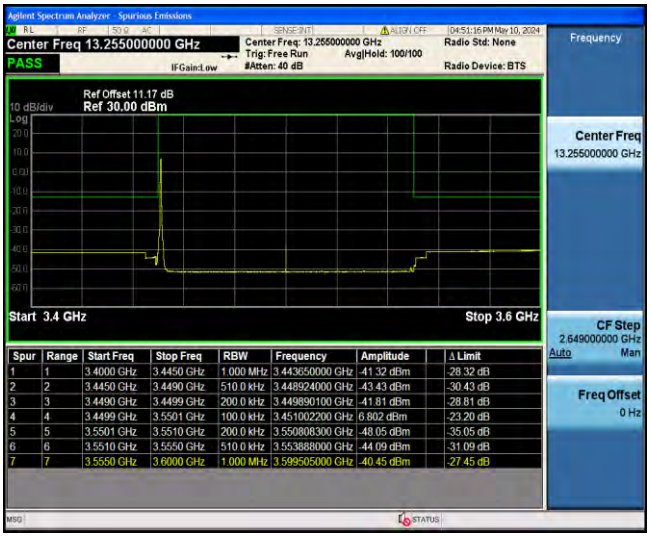

Spur	Range	Start Freq	Stop Freq	RBW	Frequency	Amplitude	Δ Limit
1	1	3.4000 GHz	3.4450 GHz	1.000 MHz	3.443650000 GHz	-41.32 dBm	-28.32 dB
2	2	3.4450 GHz	3.4490 GHz	510.0 kHz	3.448924000 GHz	-43.43 dBm	-30.43 dB
3	3	3.4490 GHz	3.4499 GHz	200.0 kHz	3.449890100 GHz	-41.81 dBm	-28.81 dB
4	4	3.4499 GHz	3.5501 GHz	100.0 kHz	3.451002200 GHz	6.802 dBm	-23.20 dB
5	5	3.5501 GHz	3.5510 GHz	200.0 kHz	3.550808300 GHz	-48.05 dBm	-35.05 dB
6	6	3.5510 GHz	3.5550 GHz	510.0 kHz	3.553888000 GHz	-44.09 dBm	-31.09 dB
7	7	3.5550 GHz	3.6000 GHz	1.000 MHz	3.599505000 GHz	-40.45 dBm	-27.45 dB

1-N78-3450-3550-PC2-30-100-L-4-CP-QPSK-Edge_1RB_Left-1@0-Ant14-3599.51-27.45--40.45-PASS

Spur	Range	Start Freq	Stop Freq	RBW	Frequency	Amplitude	Δ Limit
1	1	3.4000 GHz	3.4450 GHz	1.000 MHz	3.444235000 GHz	-39.44 dBm	-26.44 dB
2	2	3.4450 GHz	3.4490 GHz	510.0 kHz	3.448948000 GHz	-41.84 dBm	-28.84 dB
3	3	3.4490 GHz	3.4499 GHz	200.0 kHz	3.449759600 GHz	-44.66 dBm	-31.66 dB
4	4	3.4499 GHz	3.5501 GHz	100.0 kHz	3.509318600 GHz	-13.93 dBm	-43.93 dB
5	5	3.5501 GHz	3.5510 GHz	200.0 kHz	3.550494200 GHz	-44.50 dBm	-31.50 dB
6	6	3.5510 GHz	3.5550 GHz	510.0 kHz	3.552784000 GHz	-41.23 dBm	-28.23 dB
7	7	3.5550 GHz	3.6000 GHz	1.000 MHz	3.555180000 GHz	-39.01 dBm	-26.01 dB

1-N78-3450-3550-PC2-30-100-L-6-CP-QPSK-Outer_Full-273@0-Ant14-3555.18-26.01--39.01-PASS

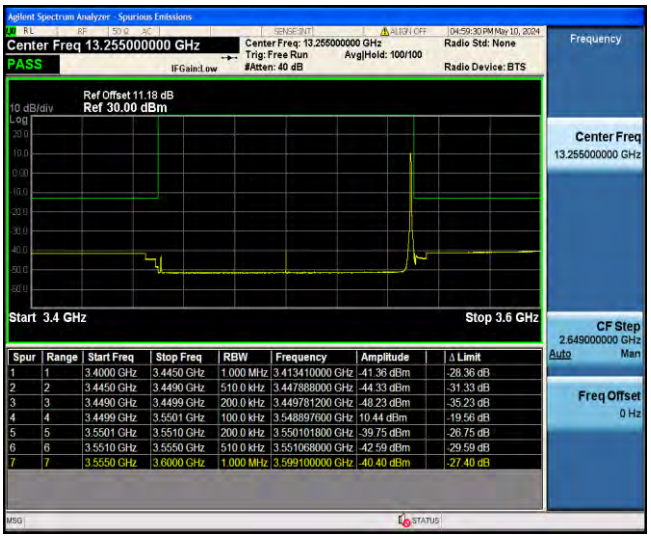

Spur	Range	Start Freq	Stop Freq	RBW	Frequency	Amplitude	Δ Limit
1	1	3.4000 GHz	3.4450 GHz	1.000 MHz	3.413410000 GHz	-41.36 dBm	-28.36 dB
2	2	3.4450 GHz	3.4490 GHz	510.0 kHz	3.447888000 GHz	-44.33 dBm	-31.33 dB
3	3	3.4490 GHz	3.4499 GHz	200.0 kHz	3.449781200 GHz	-48.23 dBm	-35.23 dB
4	4	3.4499 GHz	3.5501 GHz	100.0 kHz	3.548897600 GHz	10.44 dBm	-19.56 dB
5	5	3.5501 GHz	3.5510 GHz	200.0 kHz	3.550101800 GHz	-39.75 dBm	-26.75 dB
6	6	3.5510 GHz	3.5550 GHz	510.0 kHz	3.551068000 GHz	-42.59 dBm	-29.59 dB
7	7	3.5550 GHz	3.6000 GHz	1.000 MHz	3.599100000 GHz	-40.40 dBm	-27.40 dB

1-N78-3450-3550-PC2-30-100-H-2-DFT-PI2BPSK-Edge_1RB_Right-1@272-Ant14-3550.10-26.75--39.75-PASS

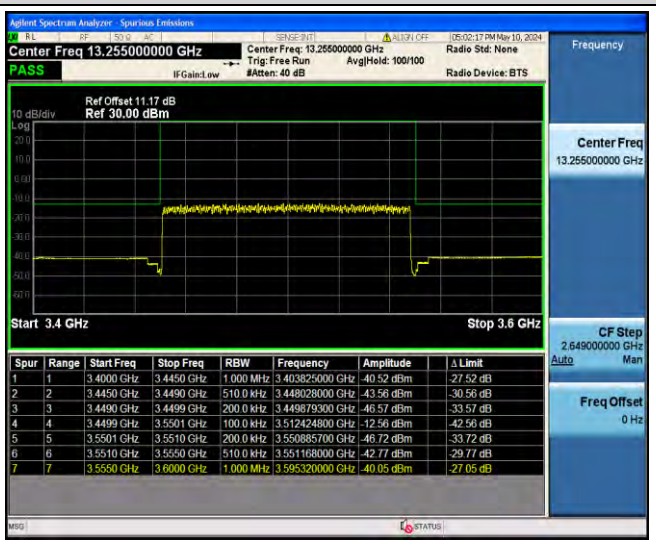

Spur	Range	Start Freq	Stop Freq	RBW	Frequency	Amplitude	Δ Limit
1	1	3.4000 GHz	3.4450 GHz	1.000 MHz	3.403825000 GHz	-40.52 dBm	-27.52 dB
2	2	3.4450 GHz	3.4490 GHz	510.0 kHz	3.448028000 GHz	-43.56 dBm	-30.56 dB
3	3	3.4490 GHz	3.4499 GHz	200.0 kHz	3.449879300 GHz	-46.57 dBm	-33.57 dB
4	4	3.4499 GHz	3.5501 GHz	100.0 kHz	3.512424800 GHz	-12.56 dBm	-42.56 dB
5	5	3.5501 GHz	3.5510 GHz	200.0 kHz	3.550885700 GHz	-46.72 dBm	-33.72 dB
6	6	3.5510 GHz	3.5550 GHz	510.0 kHz	3.551168000 GHz	-42.77 dBm	-29.77 dB
7	7	3.5550 GHz	3.6000 GHz	1.000 MHz	3.595320000 GHz	-40.05 dBm	-27.05 dB

1-N78-3450-3550-PC2-30-100-H-3-DFT-PI2BPSK-Outer_Full-270@0-Ant14-3595.32-27.05--40.05-PASS

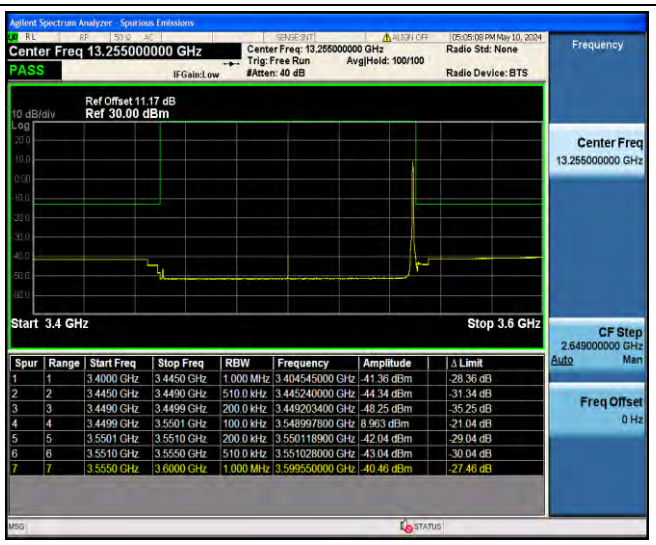

Spur	Range	Start Freq	Stop Freq	RBW	Frequency	Amplitude	Δ Limit
1	1	3.4000 GHz	3.4450 GHz	1.000 MHz	3.404545000 GHz	-41.36 dBm	-28.36 dB
2	2	3.4450 GHz	3.4490 GHz	510.0 kHz	3.445240000 GHz	-44.34 dBm	-31.34 dB
3	3	3.4490 GHz	3.4499 GHz	200.0 kHz	3.449203400 GHz	-48.25 dBm	-35.25 dB
4	4	3.4499 GHz	3.5501 GHz	100.0 kHz	3.548997800 GHz	8.963 dBm	-21.04 dB
5	5	3.5501 GHz	3.5510 GHz	200.0 kHz	3.550118900 GHz	-42.04 dBm	-29.04 dB
6	6	3.5510 GHz	3.5550 GHz	510.0 kHz	3.551028000 GHz	-43.04 dBm	-30.04 dB
7	7	3.5550 GHz	3.6000 GHz	1.000 MHz	3.599550000 GHz	-40.46 dBm	-27.46 dB

1-N78-3450-3550-PC2-30-100-H-5-CP-QPSK-Edge_1RB_Right-1@272-Ant14-3599.55-27.46--40.46-PASS

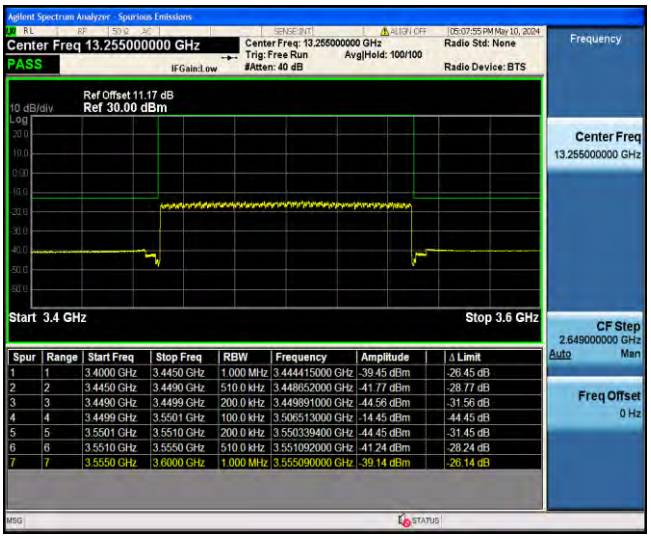

Spur	Range	Start Freq	Stop Freq	RBW	Frequency	Amplitude	Δ Limit
1	1	3.4000 GHz	3.4450 GHz	1.000 MHz	3.444415000 GHz	-39.45 dBm	-26.45 dB
2	2	3.4450 GHz	3.4490 GHz	510.0 kHz	3.448652000 GHz	-41.77 dBm	-28.77 dB
3	3	3.4490 GHz	3.4499 GHz	200.0 kHz	3.449891000 GHz	-44.56 dBm	-31.56 dB
4	4	3.4499 GHz	3.5501 GHz	100.0 kHz	3.506513000 GHz	-14.45 dBm	-44.45 dB
5	5	3.5501 GHz	3.5510 GHz	200.0 kHz	3.550339400 GHz	-44.45 dBm	-31.45 dB
6	6	3.5510 GHz	3.5550 GHz	510.0 kHz	3.551092000 GHz	-41.24 dBm	-28.24 dB
7	7	3.5550 GHz	3.6000 GHz	1.000 MHz	3.555090000 GHz	-39.14 dBm	-26.14 dB

1-N78-3450-3550-PC2-30-100-H-6-CP-QPSK-Outer_Full-273@0-Ant14-3555.09-26.14--39.14-PASS

Conducted Spurious Emission for SA

Test Result

Band	SCS	Bandwidth	Modulation	Channel	StartFreq	StopFreq	RB Config	Result	Limit	Verdict
N78-3450-3550	30	100	DFT-PI2BPSK	L	0.009	0.15	1@1	-90.14	-43	PASS
N78-3450-3550	30	100	DFT-PI2BPSK	L	0.15	30	1@1	-83.33	-33	PASS
N78-3450-3550	30	100	DFT-PI2BPSK	L	30	1000	1@1	-54.58	-23	PASS
N78-3450-3550	30	100	DFT-PI2BPSK	L	1000	3000	1@1	-43.74	-13	PASS
N78-3450-3550	30	100	DFT-PI2BPSK	L	3000	6000	1@1	-38.45	-13	PASS
N78-3450-3550	30	100	DFT-PI2BPSK	L	6000	26000	1@1	-34.97	-13	PASS
N78-3450-3550	30	100	DFT-PI2BPSK	L	26000	40000	1@1	-42.61	-13	PASS
N78-3450-3550	30	100	DFT-PI2BPSK	M	0.009	0.15	1@1	-90.17	-43	PASS
N78-3450-3550	30	100	DFT-PI2BPSK	M	0.15	30	1@1	-83.30	-33	PASS
N78-3450-3550	30	100	DFT-PI2BPSK	M	30	1000	1@1	-54.46	-23	PASS
N78-3450-3550	30	100	DFT-PI2BPSK	M	1000	3000	1@1	-43.79	-13	PASS
N78-3450-3550	30	100	DFT-PI2BPSK	M	3000	6000	1@1	-38.44	-13	PASS
N78-3450-3550	30	100	DFT-PI2BPSK	M	6000	26000	1@1	-35.05	-13	PASS
N78-3450-3550	30	100	DFT-PI2BPSK	M	26000	40000	1@1	-42.75	-13	PASS
N78-3450-3550	30	100	DFT-PI2BPSK	H	0.009	0.15	1@1	-90.09	-43	PASS
N78-3450-3550	30	100	DFT-PI2BPSK	H	0.15	30	1@1	-83.34	-33	PASS
N78-3450-3550	30	100	DFT-PI2BPSK	H	30	1000	1@1	-54.96	-23	PASS
N78-3450-3550	30	100	DFT-PI2BPSK	H	1000	3000	1@1	-43.84	-13	PASS
N78-3450-3550	30	100	DFT-PI2BPSK	H	3000	6000	1@1	-38.41	-13	PASS
N78-3450-3550	30	100	DFT-PI2BPSK	H	6000	26000	1@1	-35.20	-13	PASS
N78-3450-3550	30	100	DFT-PI2BPSK	H	26000	40000	1@1	-42.30	-13	PASS

Test Graphs

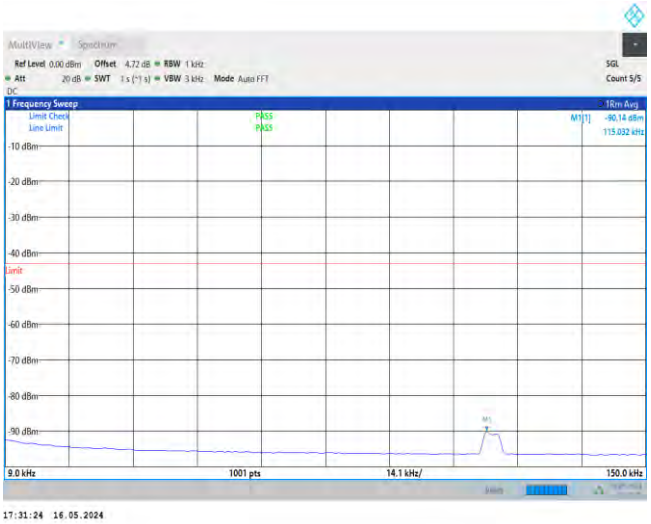

1-N78-3450-3550-PC2-30-100-L-1-NS_01-DFT-PI2BPSK-Inner_1RB_Left-1@1-0.009-0.15-Ant14-0.12--90.14--43-PASS

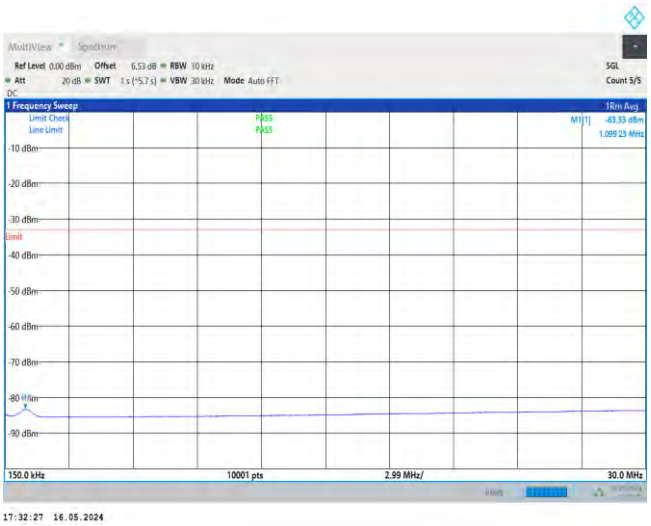

1-N78-3450-3550-PC2-30-100-L-1-NS_01-DFT-PI2BPSK-Inner_1RB_Left-1@1-0.15-30-Ant14-1.10--83.33--33-PASS

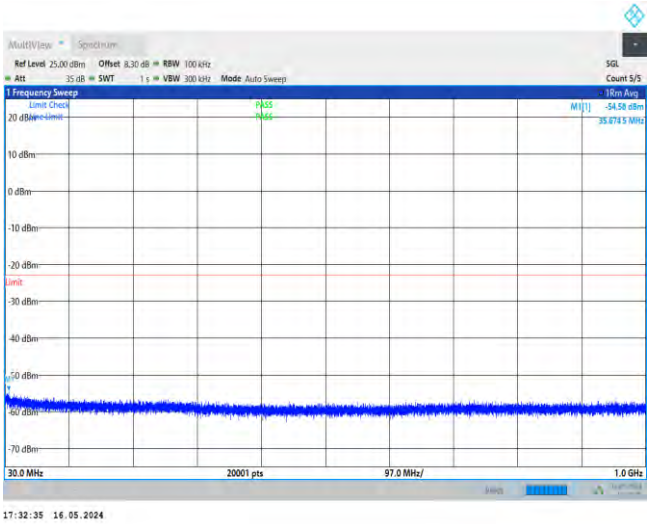

1-N78-3450-3550-PC2-30-100-L-1-NS_01-DFT-PI2BPSK-Inner_1RB_Left-1@1-30-1000-Ant14-34.07--54.58--23-PASS

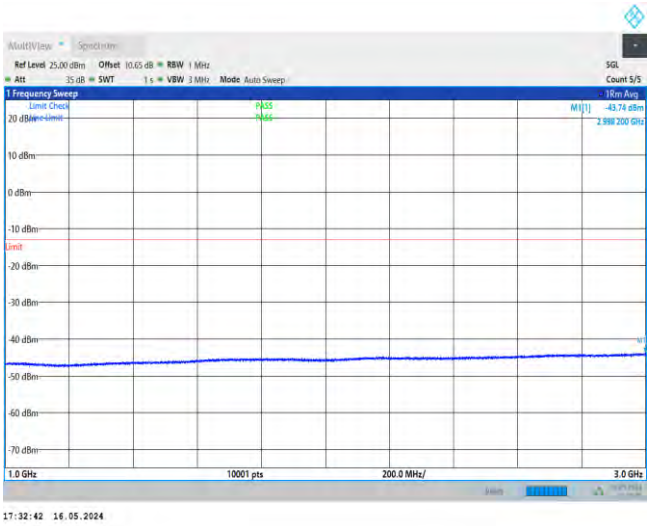

1-N78-3450-3550-PC2-30-100-L-1-NS_01-DFT-PI2BPSK-Inner_1RB_Left-1@1-1000-3000-Ant14-2978.00--43.74--13-PASS

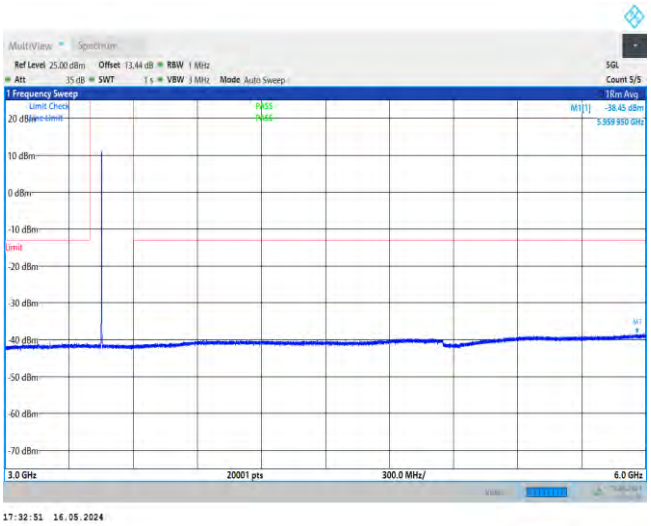

1-N78-3450-3550-PC2-30-100-L-1-NS_01-DFT-PI2BPSK-Inner_1RB_Left-1@1-3000-6000-Ant14-5961.45--

38.45--13-PASS

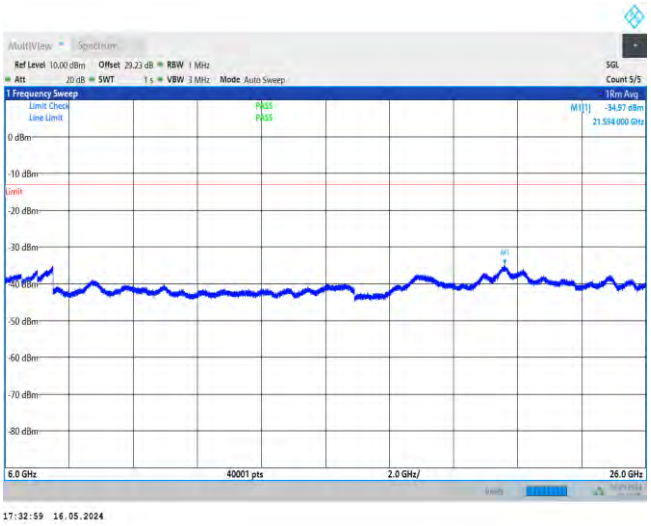

1-N78-3450-3550-PC2-30-100-L-1-NS_01-DFT-PI2BPSK-Inner_1RB_Left-1@1-6000-26000-Ant14-21594.00--34.97--13-PASS

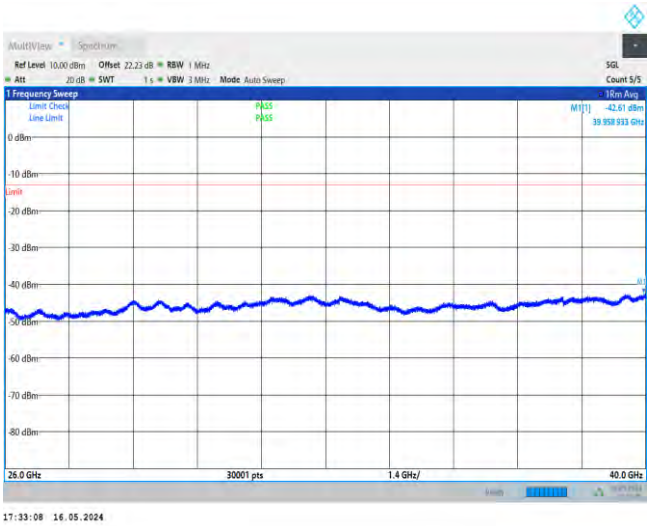

1-N78-3450-3550-PC2-30-100-L-1-NS_01-DFT-PI2BPSK-Inner_1RB_Left-1@1-26000-40000-Ant14-39958.93--42.61--13-PASS

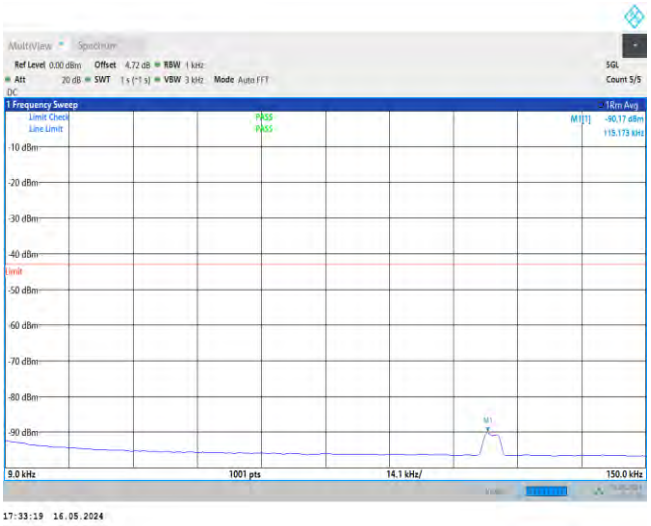

1-N78-3450-3550-PC2-30-100-M-1-NS_01-DFT-PI2BPSK-Inner_1RB_Left-1@1-0.009-0.15-Ant14-0.12--90.17--43-PASS

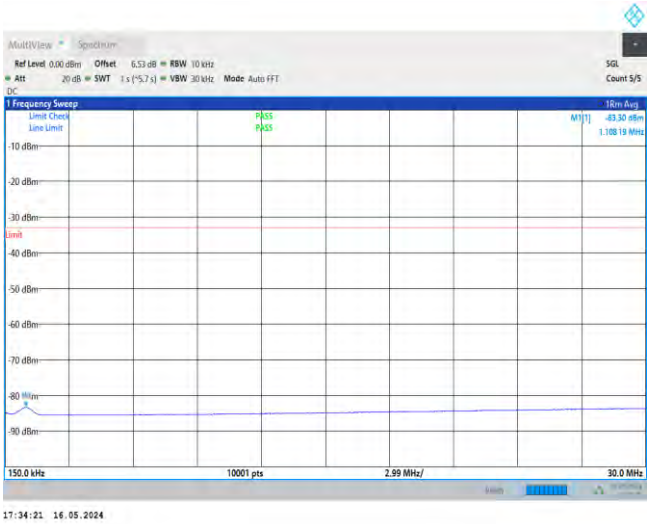

1-N78-3450-3550-PC2-30-100-M-1-NS_01-DFT-PI2BPSK-Inner_1RB_Left-1@1-0.15-30-Ant14-1.11--83.30--33-PASS

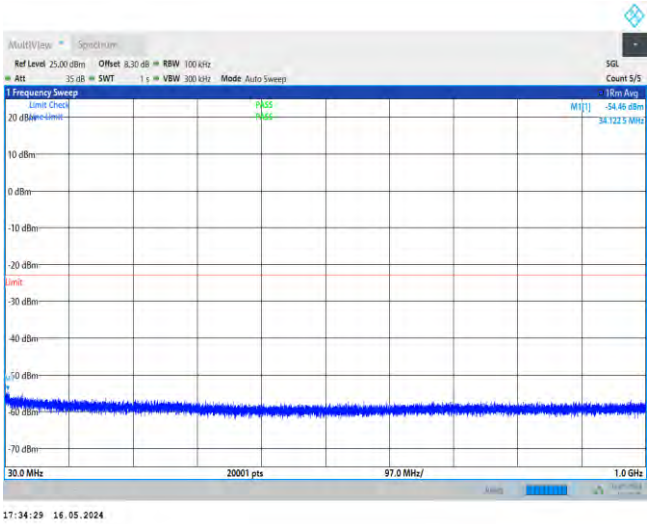

1-N78-3450-3550-PC2-30-100-M-1-NS_01-DFT-PI2BPSK-Inner_1RB_Left-1@1-30-1000-Ant14-34.12--54.46--23-PASS

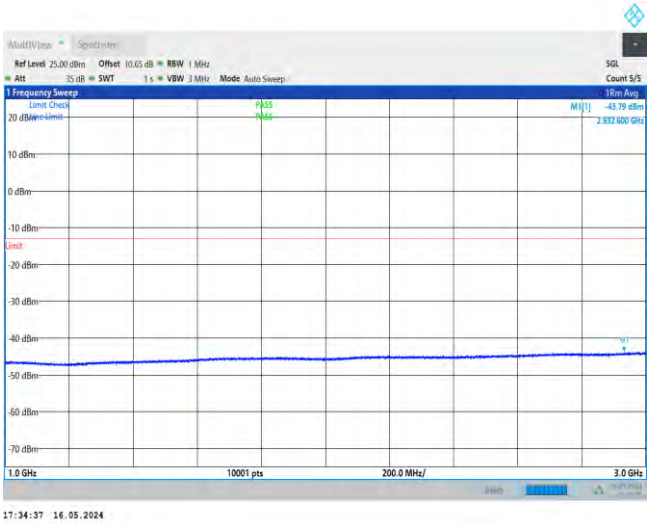

1-N78-3450-3550-PC2-30-100-M-1-NS_01-DFT-PI2BPSK-Inner_1RB_Left-1@1-1000-3000-Ant14-2932.60--43.79--13-PASS

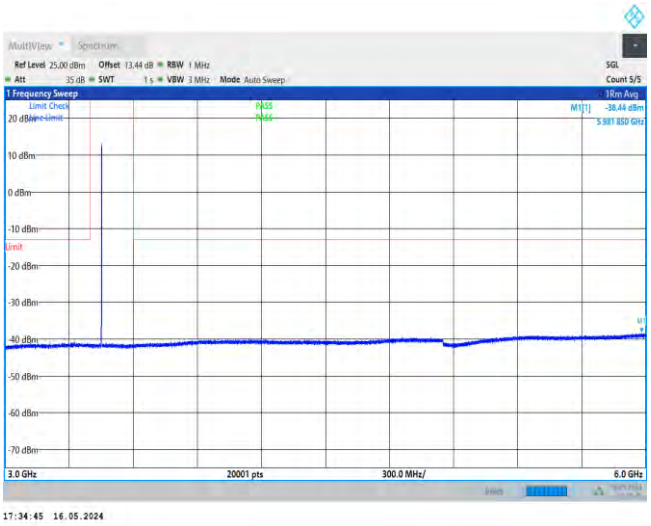

1-N78-3450-3550-PC2-30-100-M-1-NS_01-DFT-PI2BPSK-Inner_1RB_Left-1@1-3000-6000-Ant14-5981.85--38.44--13-PASS

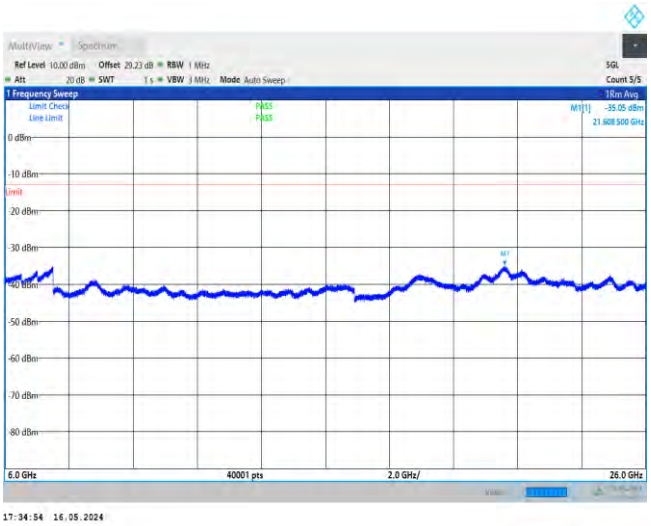

1-N78-3450-3550-PC2-30-100-M-1-NS_01-DFT-PI2BPSK-Inner_1RB_Left-1@1-6000-26000-Ant14-21608.5

0--35.05--13-PASS

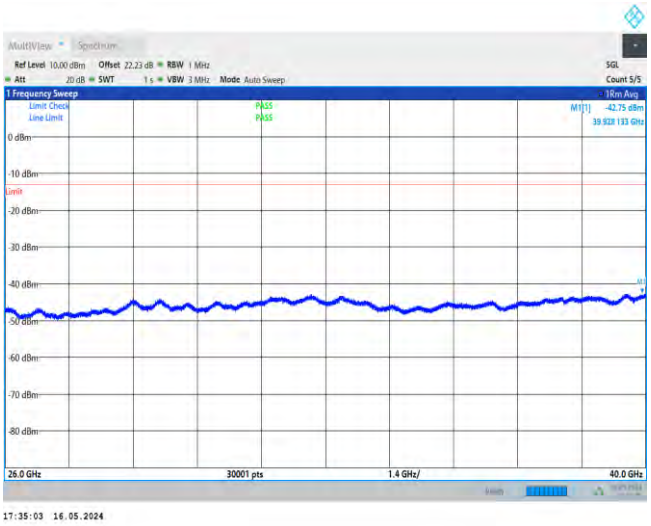

1-N78-3450-3550-PC2-30-100-M-1-NS_01-DFT-PI2BPSK-Inner_1RB_Left-1@1-26000-40000-Ant14-39928.13--42.75--13-PASS

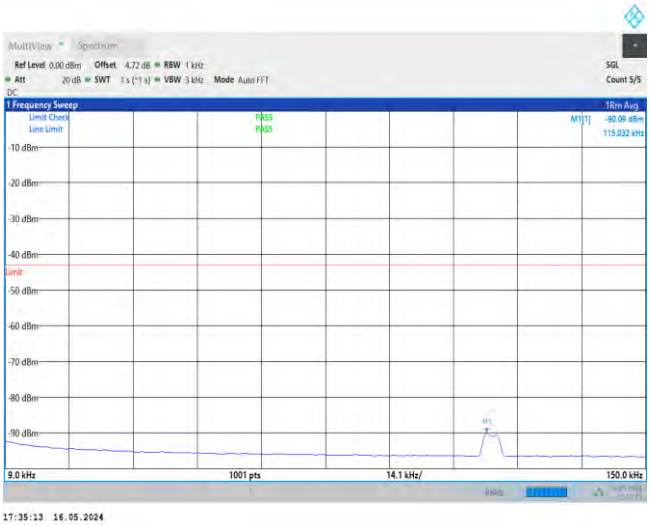

1-N78-3450-3550-PC2-30-100-H-1-NS_01-DFT-PI2BPSK-Inner_1RB_Left-1@1-0.009-0.15-Ant14-0.12--90.09--43-PASS

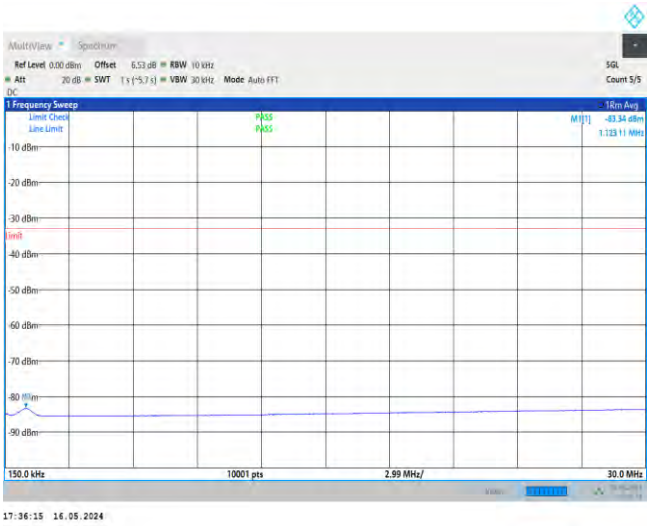

1-N78-3450-3550-PC2-30-100-H-1-NS_01-DFT-PI2BPSK-Inner_1RB_Left-1@1-0.15-30-Ant14-1.12--83.34--33-PASS

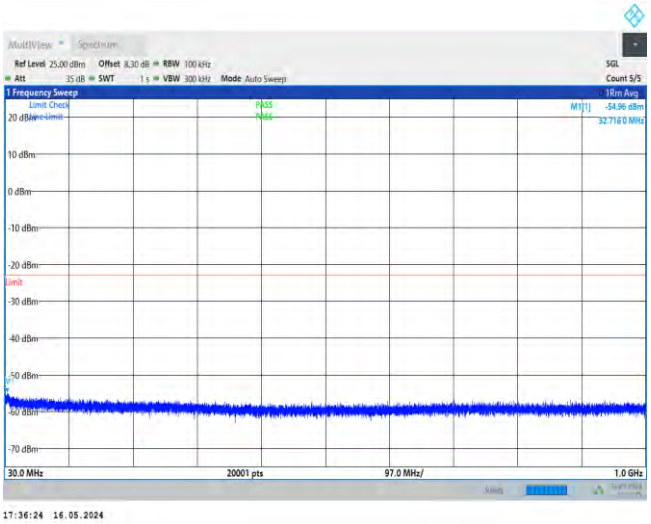

1-N78-3450-3550-PC2-30-100-H-1-NS_01-DFT-PI2BPSK-Inner_1RB_Left-1@1-30-1000-Ant14-32.72--54.96--23-PASS

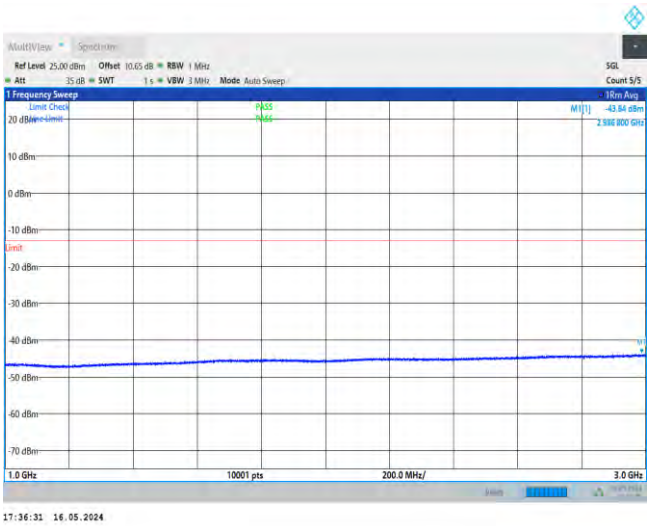

1-N78-3450-3550-PC2-30-100-H-1-NS_01-DFT-PI2BPSK-Inner_1RB_Left-1@1-1000-3000-Ant14-2986.80--43.84--13-PASS

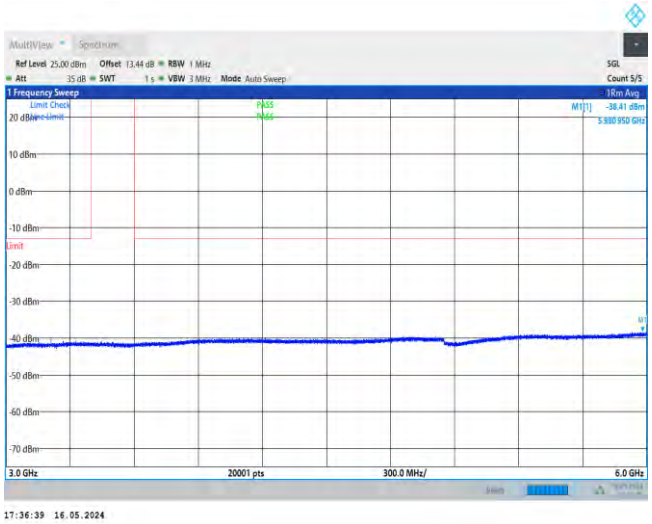

1-N78-3450-3550-PC2-30-100-H-1-NS_01-DFT-PI2BPSK-Inner_1RB_Left-1@1-3000-6000-Ant14-5980.95--38.41--13-PASS

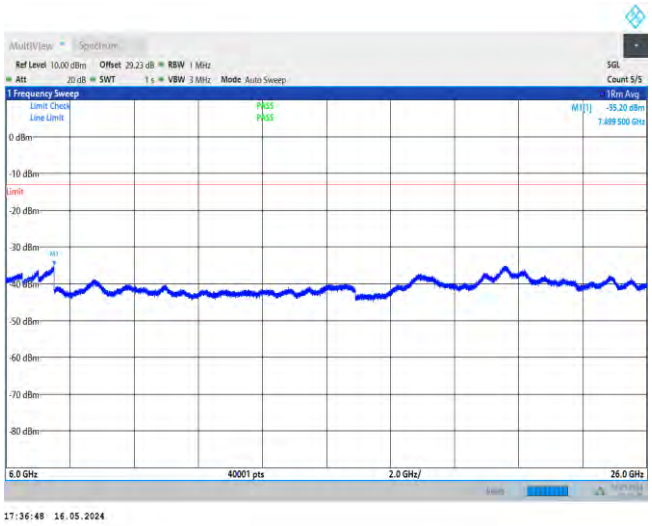

1-N78-3450-3550-PC2-30-100-H-1-NS_01-DFT-PI2BPSK-Inner_1RB_Left-1@1-6000-26000-Ant14-7499.50--35.20--13-PASS

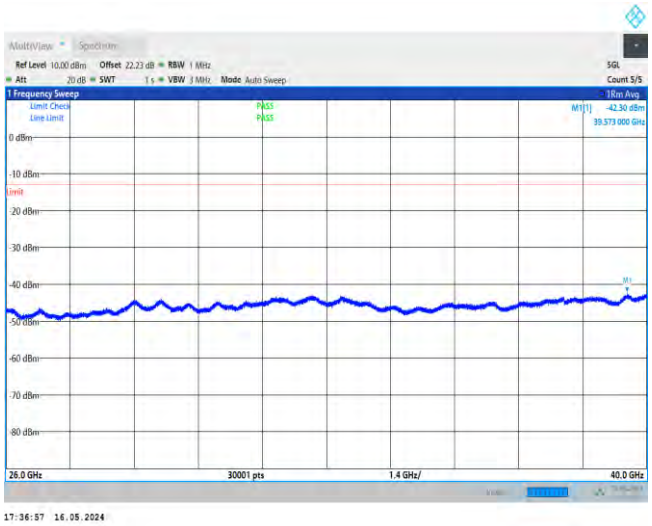

1-N78-3450-3550-PC2-30-100-H-1-NS_01-DFT-PI2BPSK-Inner_1RB_Left-1@1-26000-40000-Ant14-39573.

00--42.30--13-PASS

Field Strength of Spurious Radiation

SA Band 78 3450-3550 ANT23- Middle channel								
Frequency (MHz)	EIRP (dBm)	Limit (dBm)	Over Limit (dB)	S.G. Power (dBm)	Cable Loss (dB)	Antenna Gain (dBi)	Polarization (H/V)	Result
6910.0	-62.08	-13	-49.08	-68.18	4.91	11.01	Horizontal	Pass
10365.0	-56.81	-13	-43.81	-64.39	5.52	13.1	Horizontal	Pass
13820.0	-56.09	-13	-43.09	-64.26	6.21	14.38	Horizontal	Pass
6910.0	-61.65	-13	-48.65	-67.75	4.91	11.01	Vertical	Pass
10365.0	-56.8	-13	-43.8	-64.38	5.52	13.1	Vertical	Pass
13820.0	-56.12	-13	-43.12	-64.29	6.21	14.38	Vertical	Pass

DC_2A_n78A 3450-3550-Middle channel								
Frequency (MHz)	EIRP (dBm)	Limit (dBm)	Over Limit (dB)	S.G. Power (dBm)	Cable Loss (dB)	Antenna Gain (dBi)	Polarization (H/V)	Result
6910.0	-61.14	-13	-48.14	-67.24	4.91	11.01	Horizontal	Pass
10365.0	-57.06	-13	-44.06	-64.64	5.52	13.1	Horizontal	Pass
13820.0	-55.37	-13	-42.37	-63.54	6.21	14.38	Horizontal	Pass
6910.0	-61.32	-13	-48.32	-67.42	4.91	11.01	Vertical	Pass
10365.0	-57.08	-13	-44.08	-64.66	5.52	13.1	Vertical	Pass
13820.0	-55.56	-13	-42.56	-63.73	6.21	14.38	Vertical	Pass

Remark:

1) All antennas of RSE are tested, and only the worst data is presented.

Frequency Stability for SA

Test Result

Frequency Error VS. Voltage

Voltage										
Band	SCS	Bandwidth	Modulation	Channel	RB Config	Voltage (Vdc)	Temperature (℃)	Deviation (Hz)	Deviation (ppm)	Verdict
N78-3450-3550	30	100	DFT-PI2BPSK	M	270@0	VH	NT	-8.00	0.00	PASS
N78-3450-3550	30	100	DFT-PI2BPSK	M	270@0	VN	NT	-8.50	0.00	PASS
N78-3450-3550	30	100	DFT-PI2BPSK	M	270@0	VL	NT	-6.00	0.00	PASS
N78-3450-3550	30	100	CP-QPSK	M	273@0	VH	NT	-5.60	0.00	PASS
N78-3450-3550	30	100	CP-QPSK	M	273@0	VN	NT	15.30	0.00	PASS
N78-3450-3550	30	100	CP-QPSK	M	273@0	VL	NT	7.90	0.00	PASS

Frequency Error VS. Temperature

Temperature										
Band	SCS	Bandwidth	Modulation	Channel	RB Config	Voltage (Vdc)	Temperature (℃)	Deviation (Hz)	Deviation (ppm)	Verdict
N78-3450-3550	30	100	DFT-PI2BPSK	M	270@0	NV	50	-9.100000	-0.002600	PASS
N78-3450-3550	30	100	DFT-PI2BPSK	M	270@0	NV	-20	10.500000	0.003000	PASS
N78-3450-3550	30	100	DFT-PI2BPSK	M	270@0	NV	-10	7.200000	0.002057	PASS
N78-3450-3550	30	100	DFT-PI2BPSK	M	270@0	NV	0	12.000000	0.003429	PASS
N78-3450-3550	30	100	DFT-PI2BPSK	M	270@0	NV	10	13.300000	0.003800	PASS
N78-3450-3550	30	100	DFT-PI2BPSK	M	270@0	NV	20	-12.600000	-0.003600	PASS
N78-3450-3550	30	100	DFT-PI2BPSK	M	270@0	NV	30	-12.700000	-0.003629	PASS
N78-3450-3550	30	100	DFT-PI2BPSK	M	270@0	NV	-30	-7.100000	-0.002029	PASS
N78-3450-3550	30	100	DFT-PI2BPSK	M	270@0	NV	40	16.700000	0.004771	PASS
N78-3450-3550	30	100	CP-QPSK	M	273@0	NV	50	21.800000	0.006229	PASS
N78-3450-3550	30	100	CP-QPSK	M	273@0	NV	-20	10.400000	0.002971	PASS
N78-3450-3550	30	100	CP-QPSK	M	273@0	NV	-10	16.900000	0.004829	PASS
N78-3450-3550	30	100	CP-QPSK	M	273@0	NV	0	14.400000	0.004114	PASS
N78-3450-3550	30	100	CP-QPSK	M	273@0	NV	10	11.100000	0.003171	PASS
N78-3450-3550	30	100	CP-QPSK	M	273@0	NV	20	17.800000	0.005086	PASS
N78-3450-3550	30	100	CP-QPSK	M	273@0	NV	30	9.800000	0.002800	PASS
N78-3450-3550	30	100	CP-QPSK	M	273@0	NV	40	16.900000	0.004829	PASS
N78-3450-3550	30	100	CP-QPSK	M	273@0	NV	-30	-7.900000	-0.002257	PASS

---End of Attachment---