Mode	8	
	Harmonic	
	U-NII-2C_5.47-5.725_802.11a_CH116_5580MHz	
ANT	22	
Pol.	Horizontal	Vertical
Peak Avg	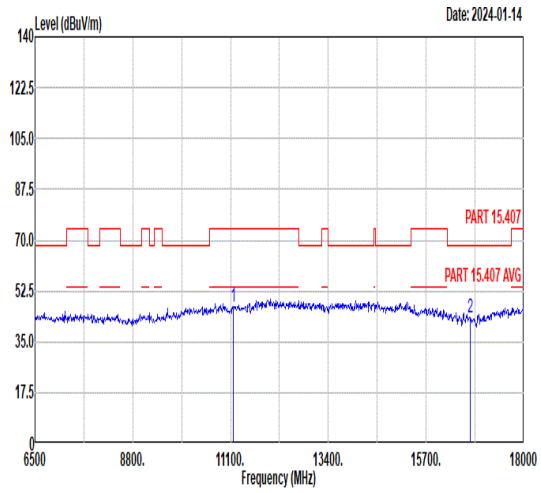 Freq Level Limit Line Margin Read Level Ant Factor Cable Loss Preamp Factor APos TPos Remark MHz dBuV/m dBuV/m dB dBuV dB/m dB dB cm deg 1 11160.00 47.14 74.00 -26.86 55.71 38.26 11.29 58.12 -- -- Peak 2 16740.00 43.53 68.30 -24.77 48.03 41.07 13.01 58.58 -- -- Peak	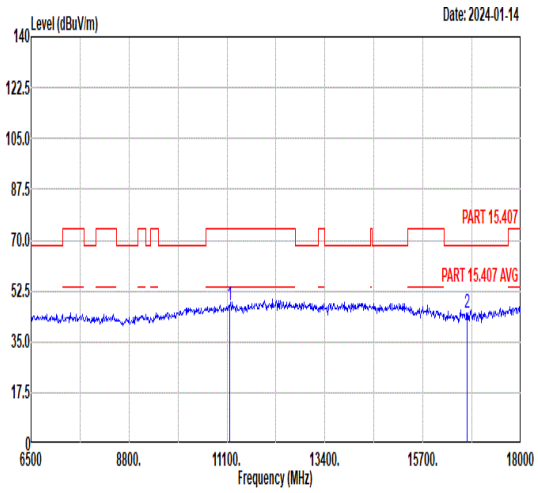 Freq Level Limit Line Margin Read Level Ant Factor Cable Loss Preamp Factor APos TPos Remark MHz dBuV/m dBuV/m dB dBuV dB/m dB dB cm deg 1 11160.00 47.42 74.00 -26.58 55.99 38.26 11.29 58.12 -- -- Peak 2 16740.00 44.83 68.30 -23.47 49.33 41.07 13.01 58.58 -- -- Peak

Mode	9	
	Band Edge	
	U-NII-2C_5.47-5.725_802.11a_CH140_5700MHz	
ANT	22	
Pol.	Horizontal	Fundamental
Peak	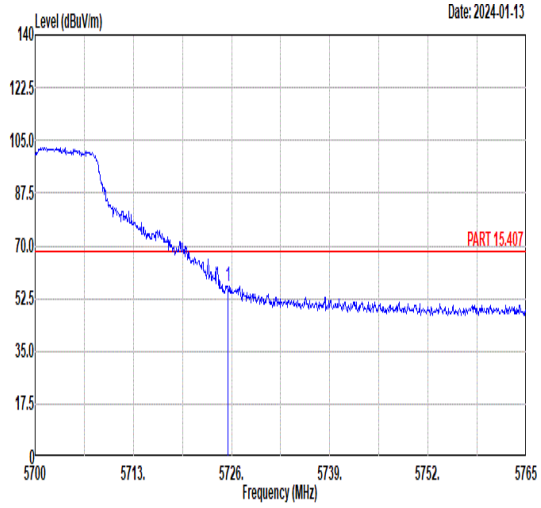 Freq Level Limit Line Margin Read Level Ant Factor Cable Loss Preamp Factor APos TPos Remark MHz dBuV/m dBuV/m dB dBuV dB/m dB dB cm deg 1 5725.48 56.69 68.30 -11.61 46.31 35.06 8.68 33.36 100 67 PEAK	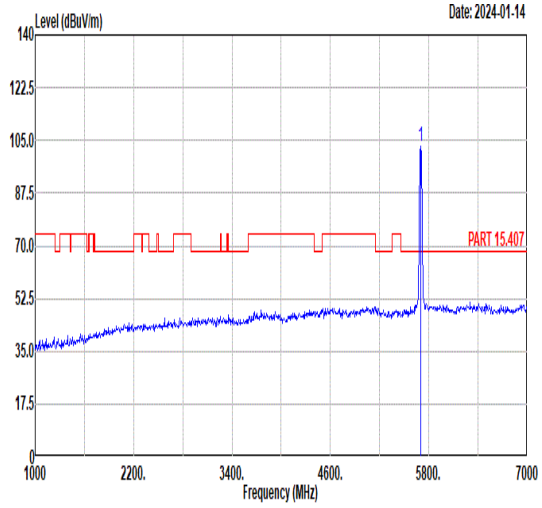 Freq Level Limit Line Margin Read Level Ant Factor Cable Loss Preamp Factor APos TPos Remark MHz dBuV/m dBuV/m dB dBuV dB/m dB dB cm deg 1 5700.00 103.02 ------ ------ 92.80 35.01 8.57 33.36 100 67 PEAK
Avg	Blank	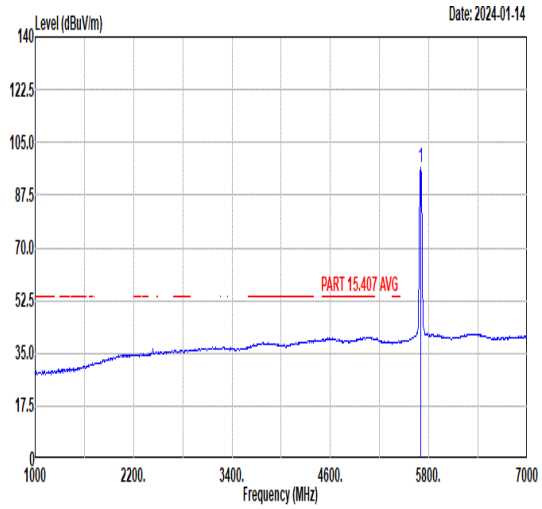 Freq Level Limit Line Margin Read Level Ant Factor Cable Loss Preamp Factor APos TPos Remark MHz dBuV/m dBuV/m dB dBuV dB/m dB dB cm deg 1 5700.00 96.63 ------ ------ 86.41 35.01 8.57 33.36 100 67 AVERAGE

Mode	9	
	Band Edge	
	U-NII-2C_5.47-5.725_802.11a_CH140_5700MHz	
ANT	22	
Pol.	Vertical	Fundamental
Peak	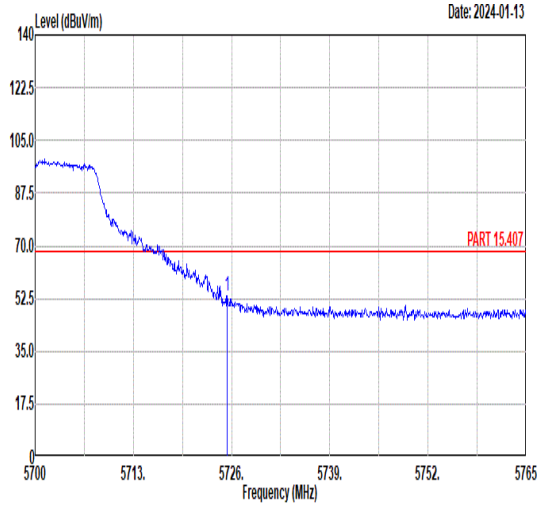 Freq Level Limit Line Margin Read Level Ant Factor Cable Loss Preamp Factor APos TPos Remark MHz dBuV/m dBuV/m dB dBuV dB/m dB dB cm deg 1 5725.42 53.47 68.30 -14.83 43.09 35.06 8.68 33.36 310 196 PEAK	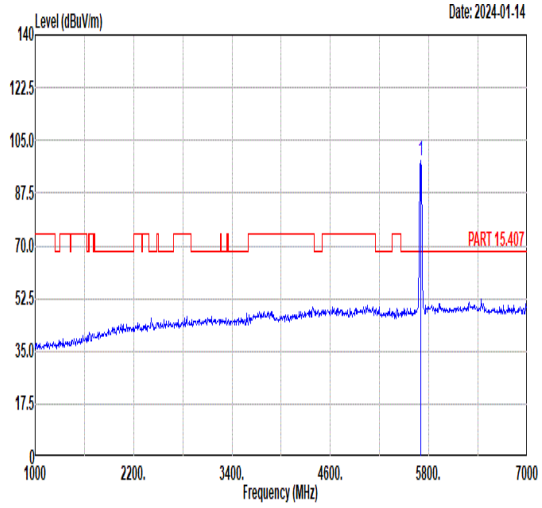 Freq Level Limit Line Margin Read Level Ant Factor Cable Loss Preamp Factor APos TPos Remark MHz dBuV/m dBuV/m dB dBuV dB/m dB dB cm deg 1 5700.00 98.52 ------ ------ 88.30 35.01 8.57 33.36 310 196 PEAK
Avg	Blank	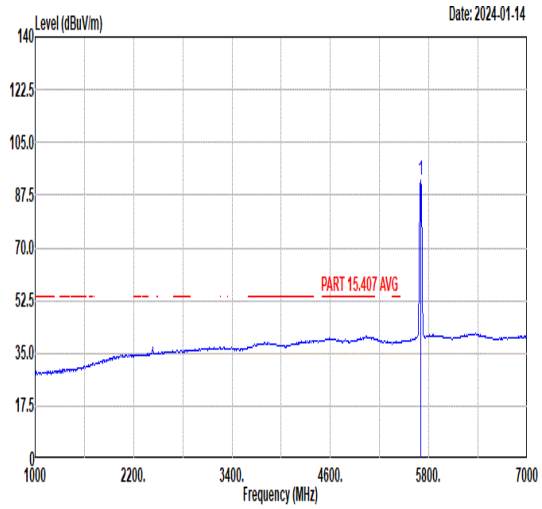 Freq Level Limit Line Margin Read Level Ant Factor Cable Loss Preamp Factor APos TPos Remark MHz dBuV/m dBuV/m dB dBuV dB/m dB dB cm deg 1 5700.00 92.25 ------ ------ 82.03 35.01 8.57 33.36 310 196 AVERAGE

Mode	9	
	Harmonic	
	U-NII-2C_5.47-5.725_802.11a_CH140_5700MHz	
ANT	22	
Pol.	Horizontal	Vertical
Peak Avg	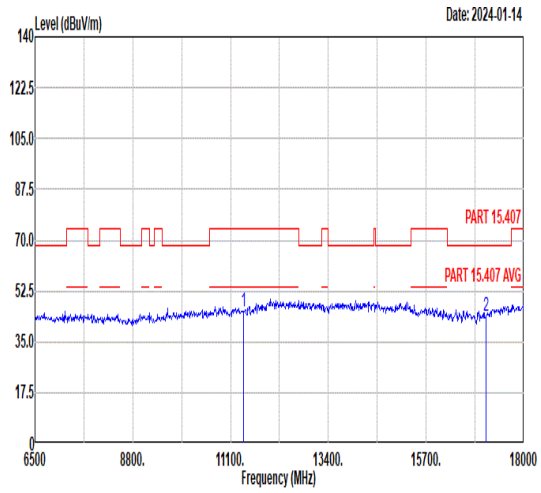 Freq Level Limit Line Margin Read Level Ant Factor Cable Loss Preamp Factor APos TPos Remark MHz dBuV/m dBuV/m dB dBuV dB/m dB dB cm deg 1 11400.00 45.49 74.00 -28.51 53.44 38.50 11.41 57.86 -- -- Peak 2 17100.00 43.87 68.30 -24.43 47.65 41.24 13.14 58.16 -- -- Peak	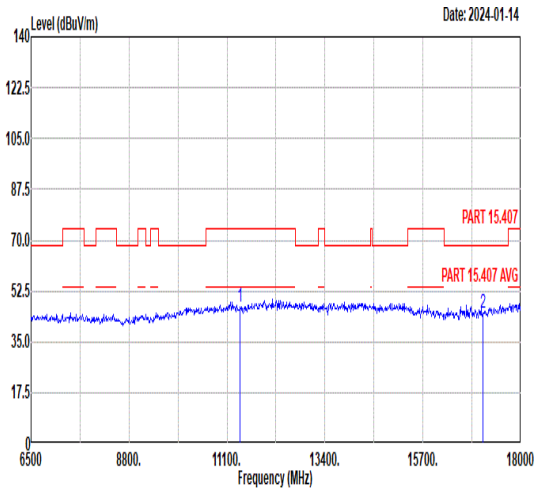 Freq Level Limit Line Margin Read Level Ant Factor Cable Loss Preamp Factor APos TPos Remark MHz dBuV/m dBuV/m dB dBuV dB/m dB dB cm deg 1 11400.00 47.26 74.00 -26.74 55.21 38.50 11.41 57.86 -- -- Peak 2 17100.00 45.14 68.30 -23.16 48.92 41.24 13.14 58.16 -- -- Peak

Mode	10	
	Band Edge	
	U-NII-1_5.15-5.25_802.11n HT20_CH36_5180MHz	
ANT	22	
Pol.	Horizontal	Fundamental
Peak	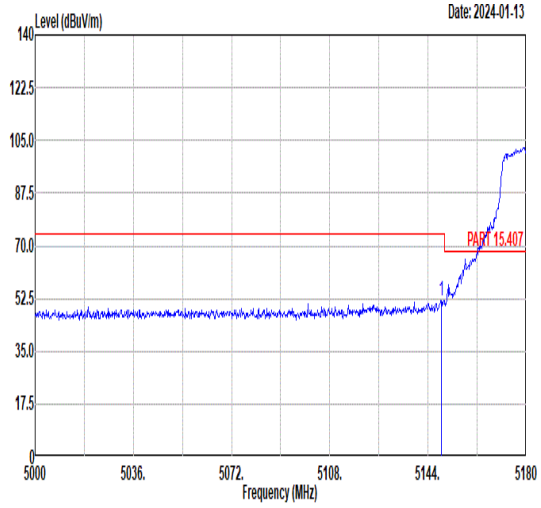 Freq Level Limit Line Margin Read Level Ant Factor Cable Loss Preamp Factor APos TPos Remark MHz dBuV/m dBuV/m dB dBuV dB/m dB dB cm deg 1 5148.86 51.93 74.00 -22.07 42.43 34.42 7.92 32.84 109 77 PEAK	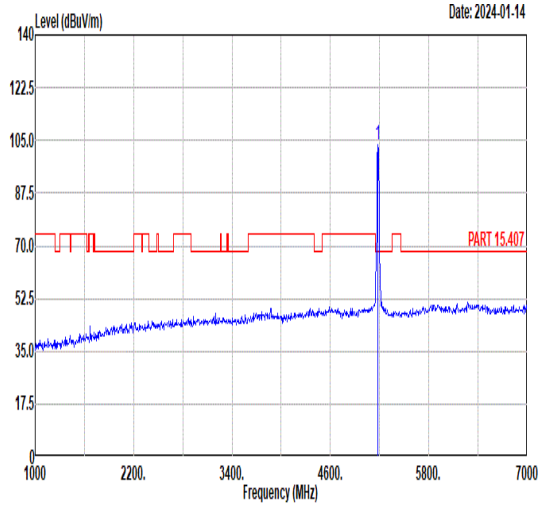 Freq Level Limit Line Margin Read Level Ant Factor Cable Loss Preamp Factor APos TPos Remark MHz dBuV/m dBuV/m dB dBuV dB/m dB dB cm deg 1 5180.00 103.32 ------ ------ 93.83 34.45 7.94 32.90 109 77 PEAK
Avg	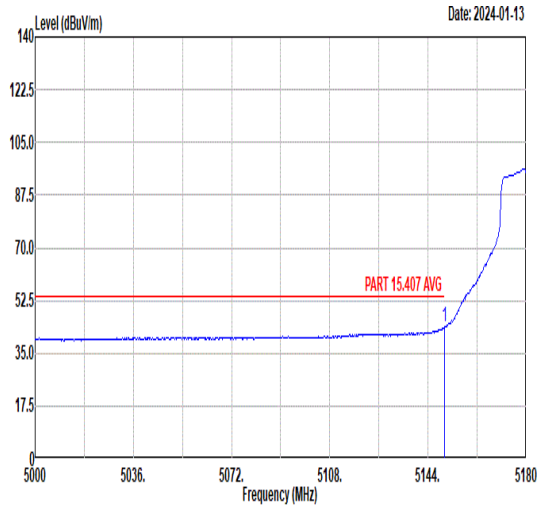 Freq Level Limit Line Margin Read Level Ant Factor Cable Loss Preamp Factor APos TPos Remark MHz dBuV/m dBuV/m dB dBuV dB/m dB dB cm deg 1 5149.94 43.62 54.00 -10.38 34.13 34.42 7.92 32.85 109 77 AVERAGE	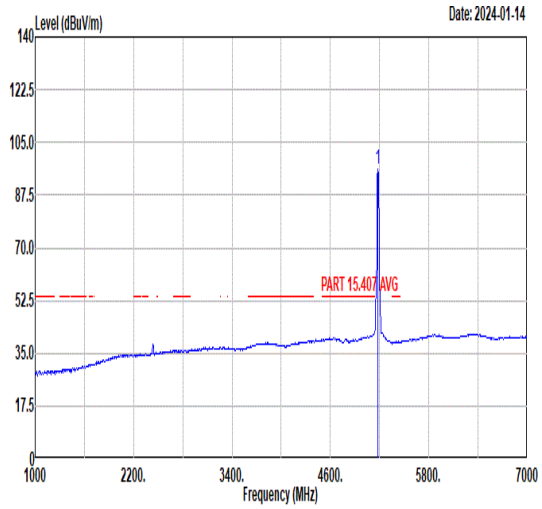 Freq Level Limit Line Margin Read Level Ant Factor Cable Loss Preamp Factor APos TPos Remark MHz dBuV/m dBuV/m dB dBuV dB/m dB dB cm deg 1 5180.00 96.13 ------ ------ 86.64 34.45 7.94 32.90 109 77 AVERAGE

Mode	10	
	Band Edge	
	U-NII-1_5.15-5.25_802.11n HT20_CH36_5180MHz	
ANT	22	
Pol.	Vertical	Fundamental
Peak	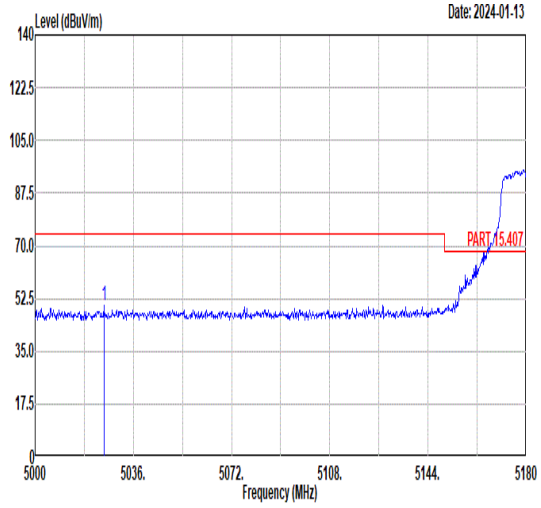 Freq Level Limit Line Margin Read Level Ant Factor Cable Loss Preamp Factor APos TPos Remark MHz dBuV/m dBuV/m dB dBuV dB/m dB dB cm deg 1 5025.20 50.26 74.00 -23.74 40.74 34.32 7.84 32.64 370 266 PEAK	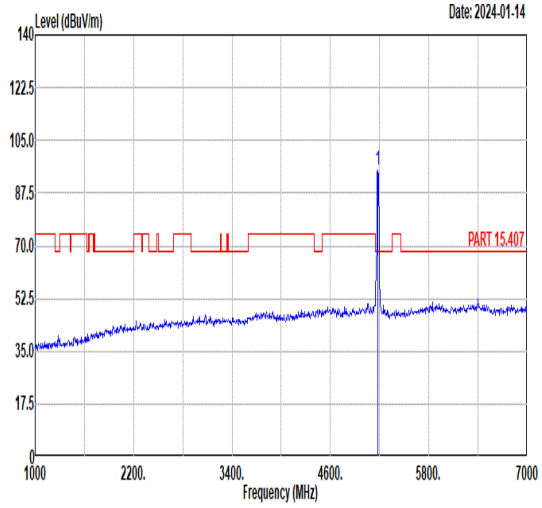 Freq Level Limit Line Margin Read Level Ant Factor Cable Loss Preamp Factor APos TPos Remark MHz dBuV/m dBuV/m dB dBuV dB/m dB dB cm deg 1 5180.00 95.09 ------ ------ 85.60 34.45 7.94 32.90 370 266 PEAK
Avg	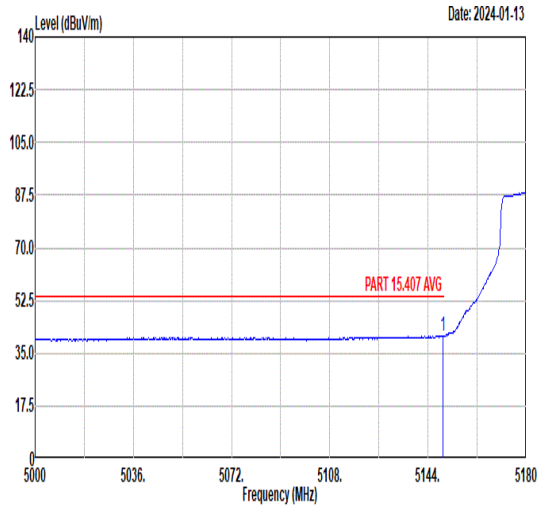 Freq Level Limit Line Margin Read Level Ant Factor Cable Loss Preamp Factor APos TPos Remark MHz dBuV/m dBuV/m dB dBuV dB/m dB dB cm deg 1 5149.58 40.73 54.00 -13.27 31.24 34.42 7.92 32.85 370 266 AVERAGE	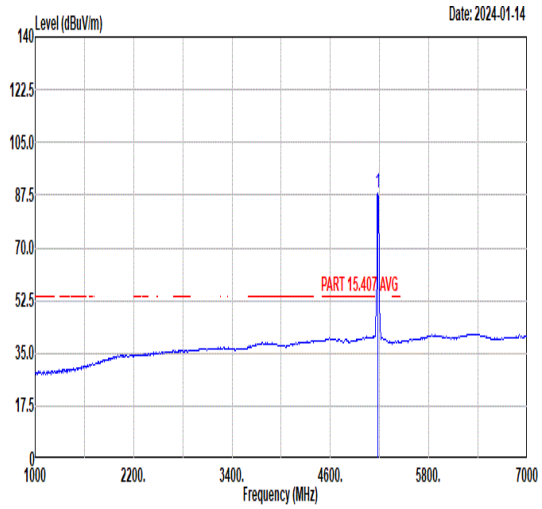 Freq Level Limit Line Margin Read Level Ant Factor Cable Loss Preamp Factor APos TPos Remark MHz dBuV/m dBuV/m dB dBuV dB/m dB dB cm deg 1 5180.00 88.26 ------ ------ 78.77 34.45 7.94 32.90 370 266 AVERAGE

Mode	10	
	Harmonic	
	U-NII-1_5.15-5.25_802.11n HT20_CH36_5180MHz	
ANT	22	
Pol.	Horizontal	Vertical
Peak Avg	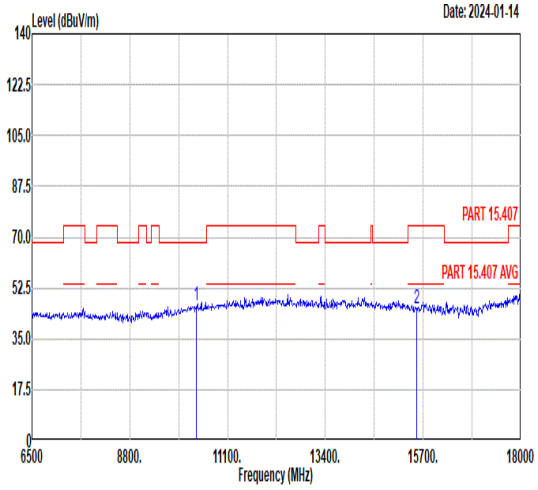 Freq Level Limit Line Margin Read Level Ant Factor Cable Loss Preamp Factor APos TPos Remark MHz dBuV/m dBuV/m dB dBuV dB/m dB dB cm deg 1 10360.00 46.40 68.30 -21.90 57.05 37.62 10.73 59.00 -- -- Peak 2 15540.00 45.45 74.00 -28.55 51.11 40.56 12.72 58.94 -- -- Peak	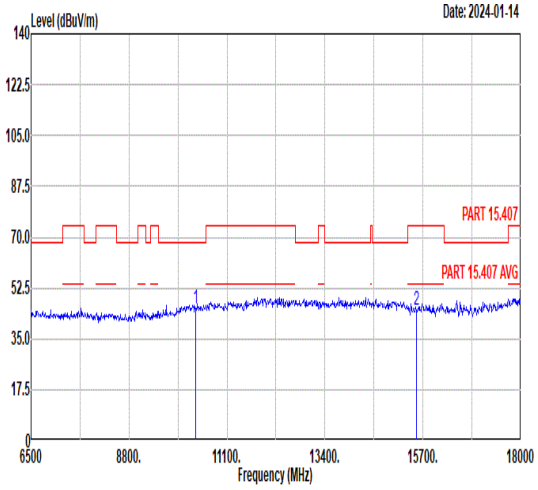 Freq Level Limit Line Margin Read Level Ant Factor Cable Loss Preamp Factor APos TPos Remark MHz dBuV/m dBuV/m dB dBuV dB/m dB dB cm deg 1 10360.00 45.64 68.30 -22.66 56.29 37.62 10.73 59.00 -- -- Peak 2 15540.00 45.01 74.00 -28.99 50.67 40.56 12.72 58.94 -- -- Peak

Mode	11	
	Harmonic	
	U-NII-1_5.15-5.25_802.11n HT20_CH44_5220MHz	
ANT	22	
Pol.	Horizontal	Vertical
Peak Avg	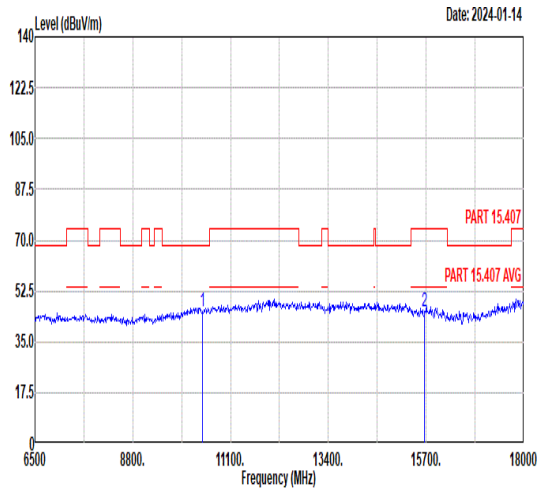 Freq Level Limit Line Margin Read Level Ant Factor Cable Loss Preamp Factor APos TPos Remark MHz dBuV/m dBuV/m dB dBuV dB/m dB dB cm deg 1 10440.00 45.65 68.30 -22.65 56.11 37.66 10.79 58.91 -- -- Peak 2 15660.00 45.59 74.00 -28.41 51.33 40.60 12.72 59.06 -- -- Peak	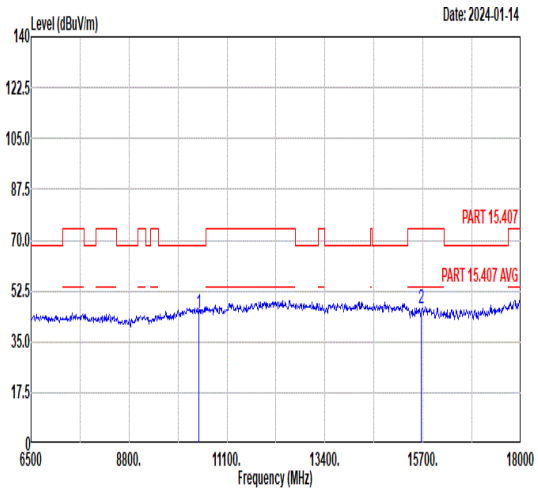 Freq Level Limit Line Margin Read Level Ant Factor Cable Loss Preamp Factor APos TPos Remark MHz dBuV/m dBuV/m dB dBuV dB/m dB dB cm deg 1 10440.00 45.08 68.30 -23.22 55.54 37.66 10.79 58.91 -- -- Peak 2 15660.00 46.26 74.00 -27.74 52.00 40.60 12.72 59.06 -- -- Peak

Mode	12	
	Harmonic	
	U-NII-1_5.15-5.25_802.11n HT20_CH48_5240MHz	
ANT	22	
Pol.	Horizontal	Vertical
Peak Avg	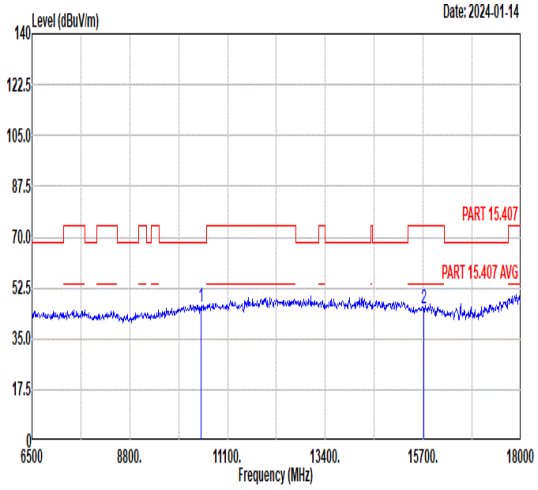 Freq Level Limit Line Margin Read Level Ant Factor Cable Loss Preamp Factor APos TPos Remark MHz dBuV/m dBuV/m dB dBuV dB/m dB dB cm deg 1 10480.00 46.07 68.30 -22.23 56.43 37.69 10.82 58.87 -- -- Peak 2 15720.00 45.49 74.00 -28.51 51.28 40.62 12.71 59.12 -- -- Peak	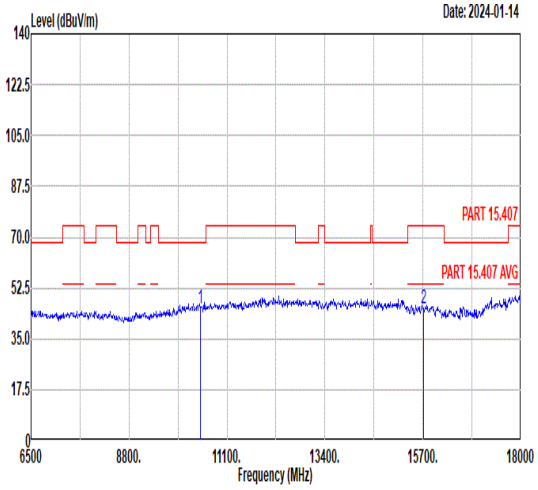 Freq Level Limit Line Margin Read Level Ant Factor Cable Loss Preamp Factor APos TPos Remark MHz dBuV/m dBuV/m dB dBuV dB/m dB dB cm deg 1 10480.00 45.53 68.30 -22.77 55.89 37.69 10.82 58.87 -- -- Peak 2 15720.00 45.19 74.00 -28.81 50.98 40.62 12.71 59.12 -- -- Peak

Mode	13	
	Harmonic	
	U-NII-2A_5.25-5.35_802.11n HT20_CH52_5260MHz	
ANT	22	
Pol.	Horizontal	Vertical
Peak Avg	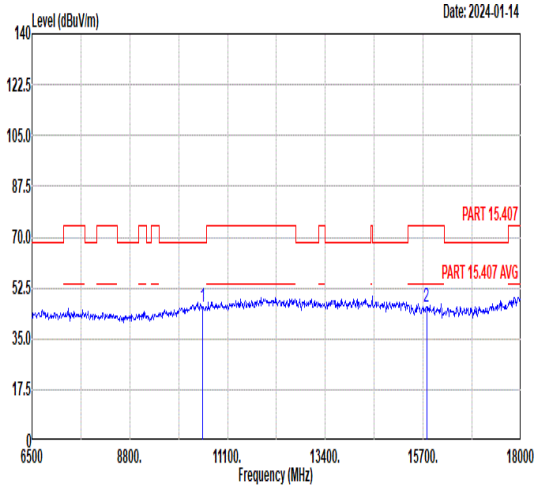 Freq Level Limit Line Margin Read Level Ant Factor Cable Loss Preamp Factor APos TPos Remark MHz dBuV/m dBuV/m dB dBuV dB/m dB dB cm deg 1 10520.00 45.91 68.30 -22.39 56.17 37.71 10.85 58.82 -- -- Peak 2 15780.00 46.18 74.00 -27.82 52.02 40.63 12.71 59.18 -- -- Peak	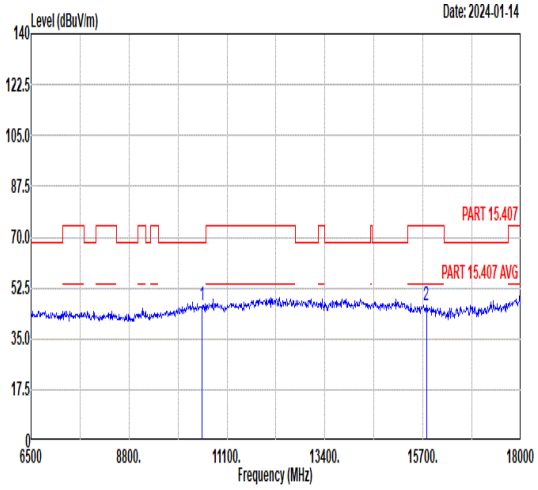 Freq Level Limit Line Margin Read Level Ant Factor Cable Loss Preamp Factor APos TPos Remark MHz dBuV/m dBuV/m dB dBuV dB/m dB dB cm deg 1 10520.00 46.67 68.30 -21.63 56.93 37.71 10.85 58.82 -- -- Peak 2 15780.00 46.36 74.00 -27.64 52.20 40.63 12.71 59.18 -- -- Peak

Mode	14	
	Harmonic	
	U-NII-2A_5.25-5.35_802.11n HT20_CH60_5300MHz	
ANT	22	
Pol.	Horizontal	Vertical
Peak Avg	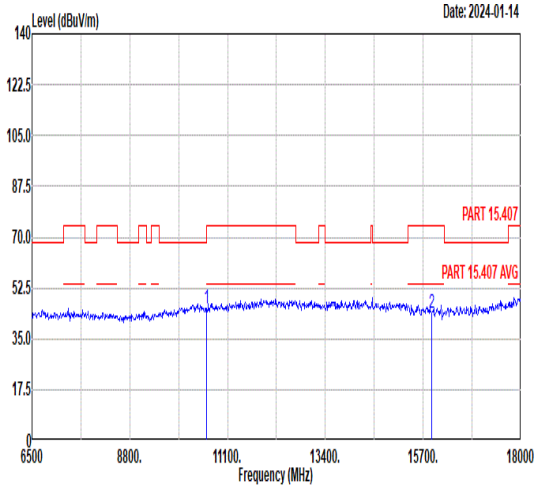 Freq Level Limit Line Margin Read Level Ant Factor Cable Loss Preamp Factor APos TPos Remark MHz dBuV/m dBuV/m dB dBuV dB/m dB dB cm deg 1 10600.00 45.61 74.00 -28.39 55.65 37.78 10.91 58.73 -- -- Peak 2 15900.00 44.09 74.00 -29.91 50.01 40.67 12.71 59.30 -- -- Peak	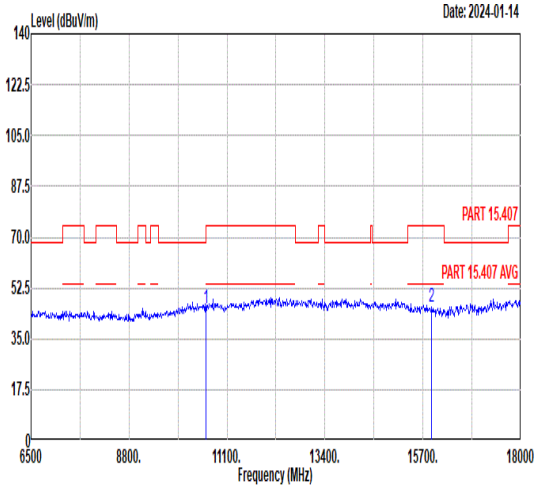 Freq Level Limit Line Margin Read Level Ant Factor Cable Loss Preamp Factor APos TPos Remark MHz dBuV/m dBuV/m dB dBuV dB/m dB dB cm deg 1 10600.00 45.59 74.00 -28.41 55.63 37.78 10.91 58.73 -- -- Peak 2 15900.00 45.98 74.00 -28.02 51.90 40.67 12.71 59.30 -- -- Peak

Mode	15	
	Band Edge	
	U-NII-2A_5.25-5.35_802.11n HT20_CH64_5320MHz	
ANT	22	
Pol.	Horizontal	Fundamental
Peak	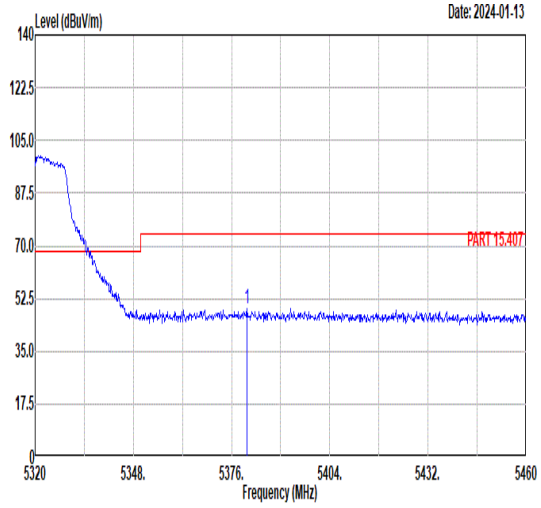 Freq Level Limit Line Margin Read Level Ant Factor Cable Loss Preamp Factor APos TPos Remark MHz dBuV/m dBuV/m dB dBuV dB/m dB dB cm deg 1 5380.34 49.33 74.00 -24.67 39.54 34.60 8.41 33.22 103 299 PEAK	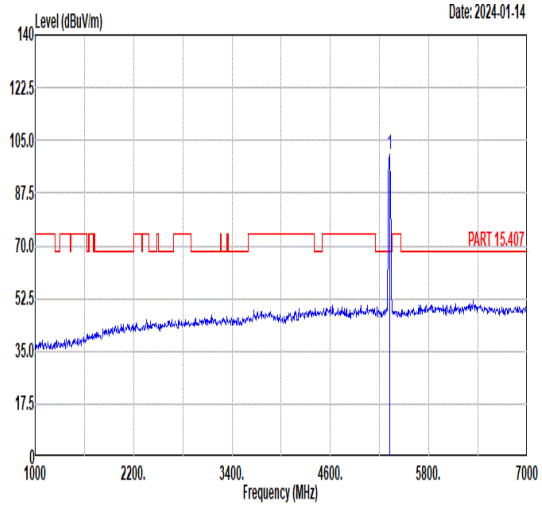 Freq Level Limit Line Margin Read Level Ant Factor Cable Loss Preamp Factor APos TPos Remark MHz dBuV/m dBuV/m dB dBuV dB/m dB dB cm deg 1 5320.00 100.33 ------ ------ 90.65 34.55 8.25 33.12 103 299 PEAK
Avg	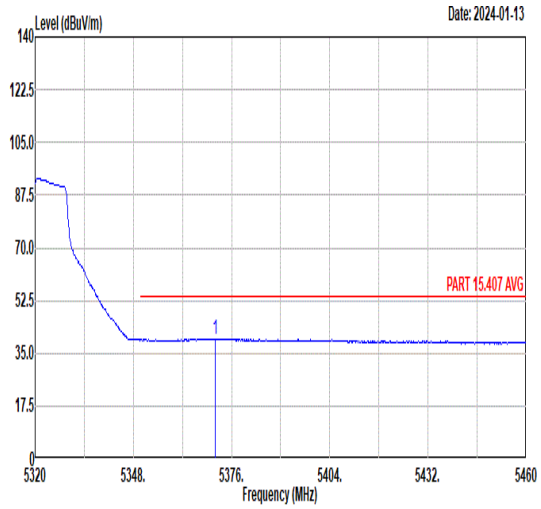 Freq Level Limit Line Margin Read Level Ant Factor Cable Loss Preamp Factor APos TPos Remark MHz dBuV/m dBuV/m dB dBuV dB/m dB dB cm deg 1 5371.24 39.85 54.00 -14.15 30.07 34.60 8.38 33.20 103 299 AVERAGE	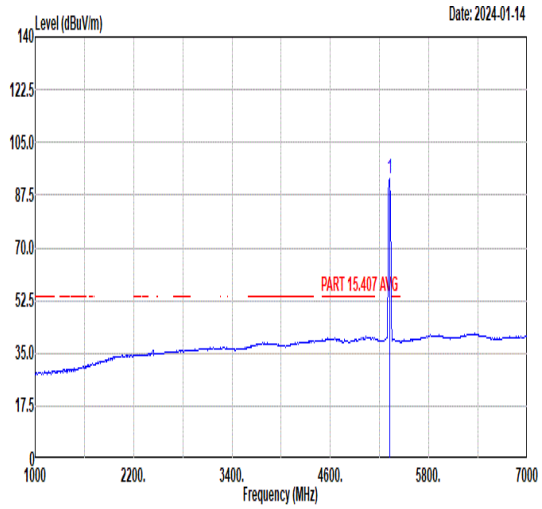 Freq Level Limit Line Margin Read Level Ant Factor Cable Loss Preamp Factor APos TPos Remark MHz dBuV/m dBuV/m dB dBuV dB/m dB dB cm deg 1 5320.00 93.08 ------ ------ 83.40 34.55 8.25 33.12 103 299 AVERAGE

Mode	15	
	Band Edge	
	U-NII-2A_5.25-5.35_802.11n HT20_CH64_5320MHz	
ANT	22	
Pol.	Vertical	Fundamental
Peak	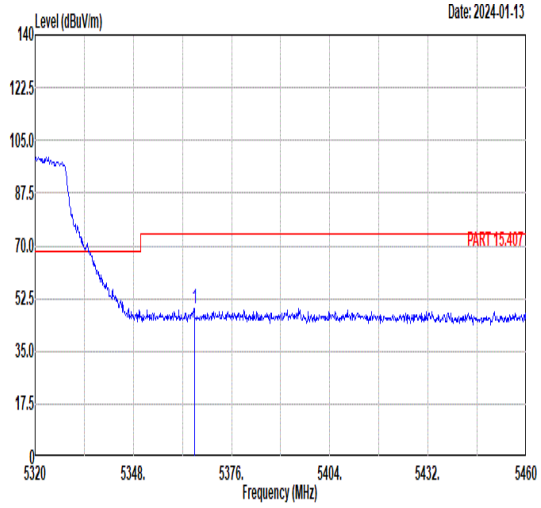 Limit Read Ant Cable Preamp APos TPos Freq Level Line Margin Level Factor Loss Factor Remark MHz dBuV/m dBuV/m dB dBuV dB/m dB dB cm deg 1 5365.36 49.35 74.00 -24.65 39.58 34.59 8.37 33.19 326 252 PEAK	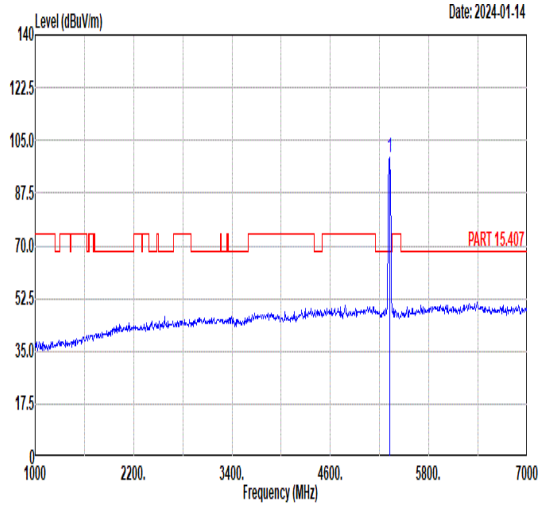 Limit Read Ant Cable Preamp APos TPos Freq Level Line Margin Level Factor Loss Factor Remark MHz dBuV/m dBuV/m dB dBuV dB/m dB dB cm deg 1 5320.00 99.35 ------ ------ 89.67 34.55 8.25 33.12 326 252 PEAK
Avg	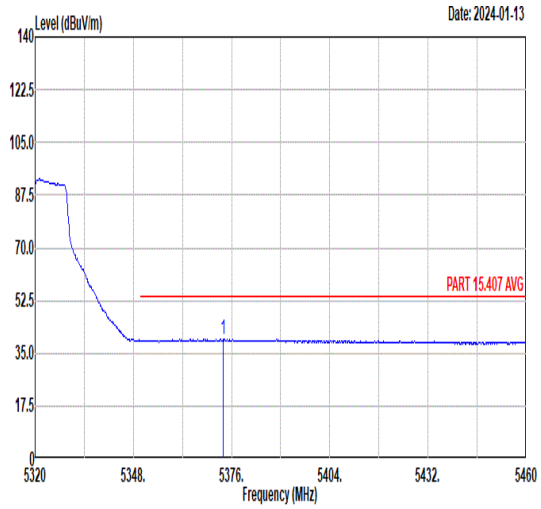 Limit Read Ant Cable Preamp APos TPos Freq Level Line Margin Level Factor Loss Factor Remark MHz dBuV/m dBuV/m dB dBuV dB/m dB dB cm deg 1 5373.62 39.55 54.00 -14.45 29.77 34.60 8.39 33.21 326 252 AVERAGE	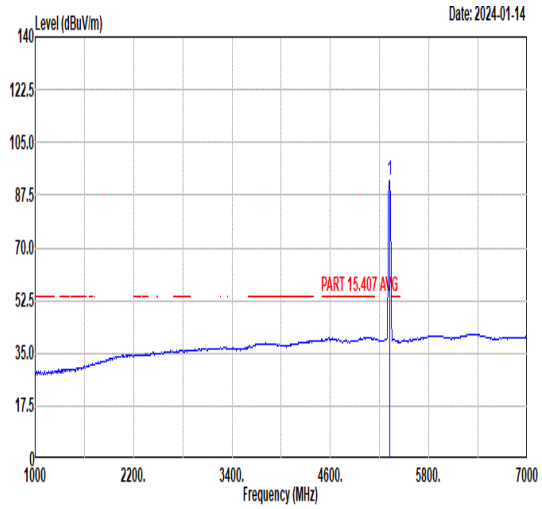 Limit Read Ant Cable Preamp APos TPos Freq Level Line Margin Level Factor Loss Factor Remark MHz dBuV/m dBuV/m dB dBuV dB/m dB dB cm deg 1 5320.00 92.58 ------ ------ 82.90 34.55 8.25 33.12 326 252 AVERAGE

Mode	15	
	Harmonic	
	U-NII-2A_5.25-5.35_802.11n HT20_CH64_5320MHz	
ANT	22	
Pol.	Horizontal	Vertical
Peak Avg	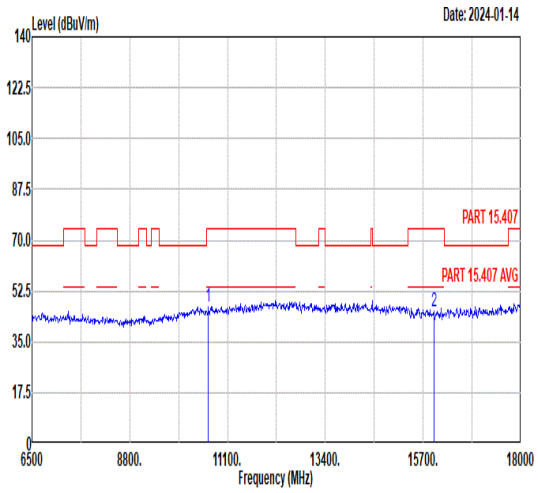 Freq Level Limit Line Margin Read Level Ant Factor Cable Loss Preamp Factor APos TPos Remark MHz dBuV/m dBuV/m dB dBuV dB/m dB dB cm deg 1 10640.00 47.10 74.00 -26.90 57.04 37.81 10.94 58.69 -- -- Peak 2 15960.00 45.37 74.00 -28.63 51.35 40.69 12.70 59.37 -- -- Peak	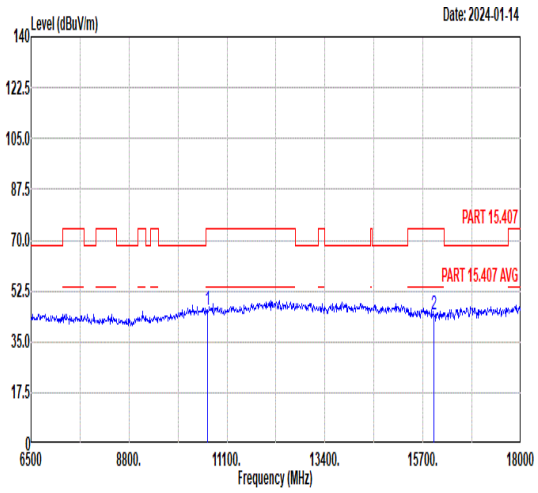 Freq Level Limit Line Margin Read Level Ant Factor Cable Loss Preamp Factor APos TPos Remark MHz dBuV/m dBuV/m dB dBuV dB/m dB dB cm deg 1 10640.00 46.19 74.00 -27.81 56.13 37.81 10.94 58.69 -- -- Peak 2 15960.00 44.55 74.00 -29.45 50.53 40.69 12.70 59.37 -- -- Peak

Mode	16	
	Band Edge	
	U-NII-2C_5.47-5.725_802.11n HT20_CH100_5500MHz	
ANT	22	
Pol.	Horizontal	Fundamental
Peak	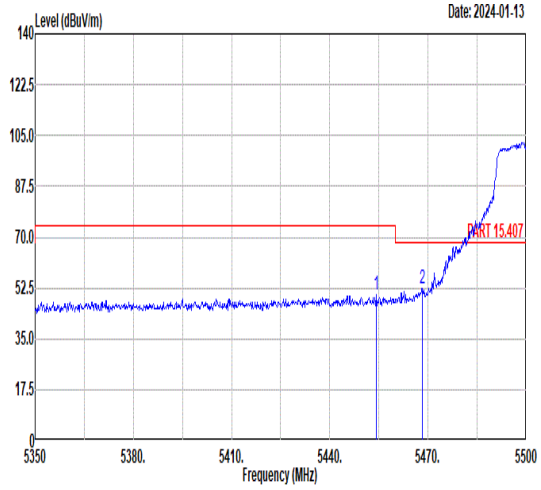 Freq Level Limit Line Margin Read Level Ant Factor Cable Loss Preamp Factor APos TPos Remark MHz dBuV/m dBuV/m dB dBuV dB/m dB dB cm deg 1 5454.10 50.00 74.00 -24.00 40.26 34.66 8.42 33.34 104 297 PEAK 2 5468.20 52.33 68.30 -15.97 42.62 34.67 8.40 33.36 104 297 PEAK	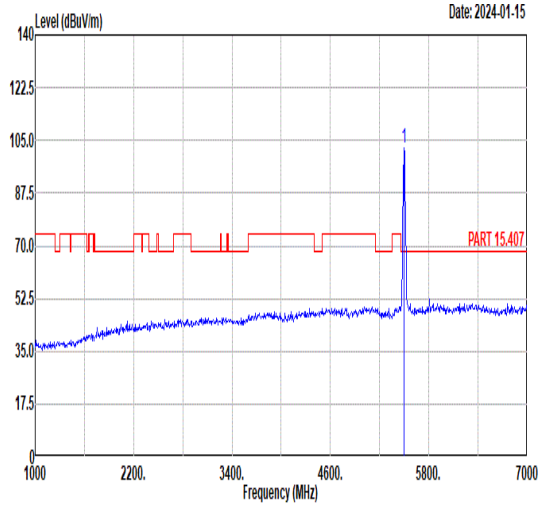 Freq Level Limit Line Margin Read Level Ant Factor Cable Loss Preamp Factor APos TPos Remark MHz dBuV/m dBuV/m dB dBuV dB/m dB dB cm deg 1 5500.00 102.33 ------ ------ 92.67 34.70 8.36 33.40 104 297 PEAK
Avg	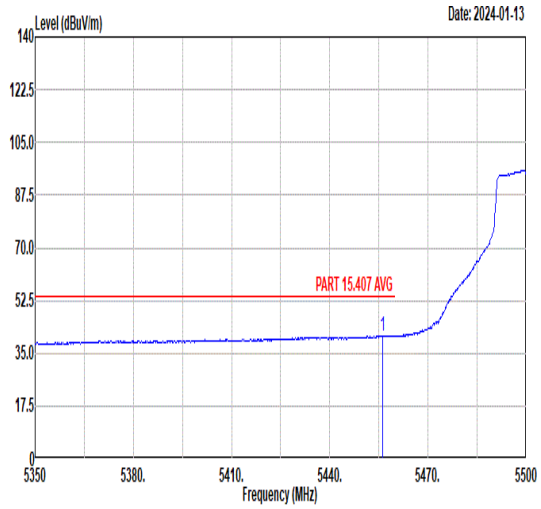 Freq Level Limit Line Margin Read Level Ant Factor Cable Loss Preamp Factor APos TPos Remark MHz dBuV/m dBuV/m dB dBuV dB/m dB dB cm deg 1 5456.20 40.83 54.00 -13.17 31.10 34.66 8.41 33.34 104 297 AVERAGE	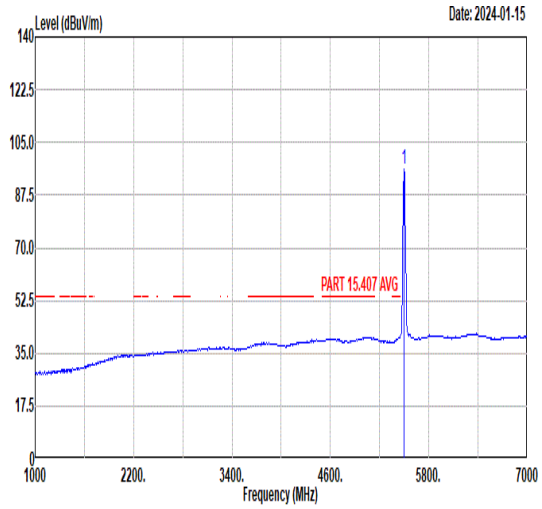 Freq Level Limit Line Margin Read Level Ant Factor Cable Loss Preamp Factor APos TPos Remark MHz dBuV/m dBuV/m dB dBuV dB/m dB dB cm deg 1 5500.00 95.92 ------ ------ 86.26 34.70 8.36 33.40 104 297 AVERAGE

Mode	16	
	Band Edge	
	U-NII-2C_5.47-5.725_802.11n HT20_CH100_5500MHz	
ANT	22	
Pol.	Vertical	Fundamental
Peak	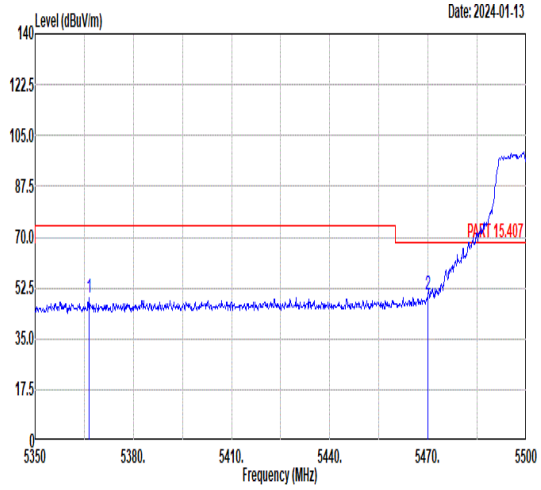 Freq Level Limit Line Margin Read Level Ant Factor Cable Loss Preamp Factor APos TPos Remark MHz dBuV/m dBuV/m dB dBuV dB/m dB dB cm deg 1 5366.50 48.91 74.00 -25.09 39.15 34.59 8.37 33.20 400 259 PEAK 2 5469.85 50.04 68.30 -18.26 40.33 34.67 8.40 33.36 400 259 PEAK	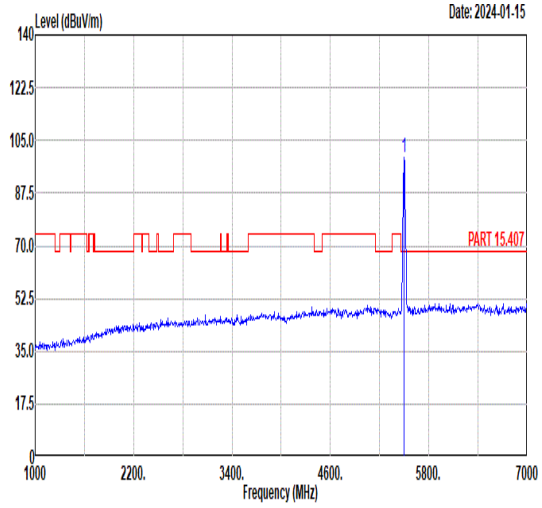 Freq Level Limit Line Margin Read Level Ant Factor Cable Loss Preamp Factor APos TPos Remark MHz dBuV/m dBuV/m dB dBuV dB/m dB dB cm deg 1 5500.00 99.45 ------ ------ 89.79 34.70 8.36 33.40 400 259 PEAK
Avg	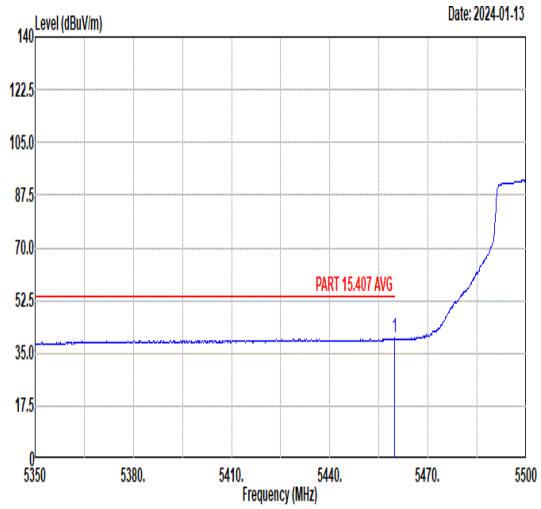 Freq Level Limit Line Margin Read Level Ant Factor Cable Loss Preamp Factor APos TPos Remark MHz dBuV/m dBuV/m dB dBuV dB/m dB dB cm deg 1 5459.80 39.90 54.00 -14.10 30.18 34.66 8.41 33.35 400 259 AVERAGE	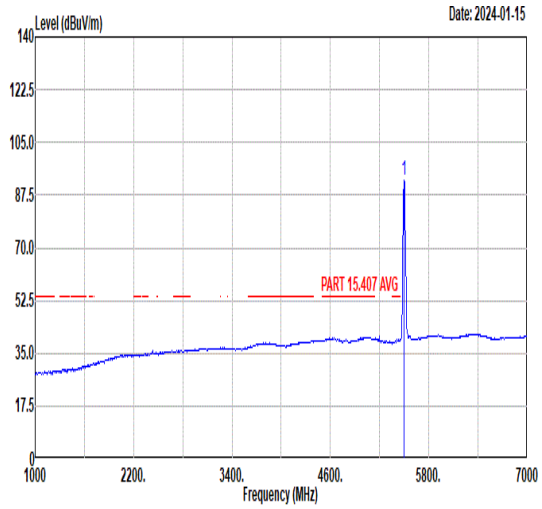 Freq Level Limit Line Margin Read Level Ant Factor Cable Loss Preamp Factor APos TPos Remark MHz dBuV/m dBuV/m dB dBuV dB/m dB dB cm deg 1 5500.00 92.46 ------ ------ 82.80 34.70 8.36 33.40 400 259 AVERAGE

Mode	16	
	Harmonic	
	U-NII-2C_5.47-5.725_802.11n HT20_CH100_5500MHz	
ANT	22	
Pol.	Horizontal	Vertical
Peak Avg	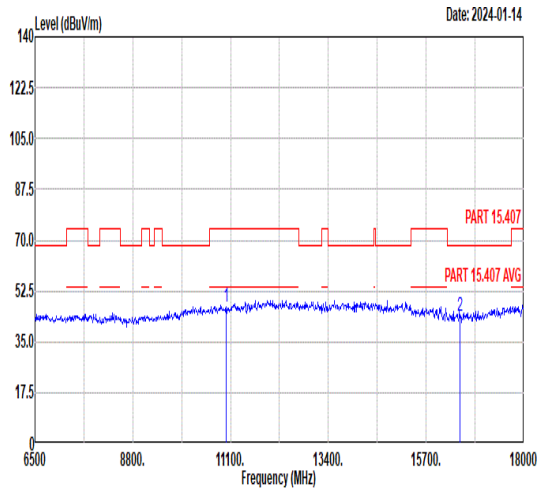 Freq Level Limit Line Margin Read Level Ant Factor Cable Loss Preamp Factor APos TPos Remark MHz dBuV/m dBuV/m dB dBuV dB/m dB dB cm deg 1 11000.00 46.82 74.00 -27.18 55.81 38.10 11.21 58.30 -- -- Peak 2 16500.00 43.93 68.30 -24.37 48.92 40.95 12.91 58.85 -- -- Peak	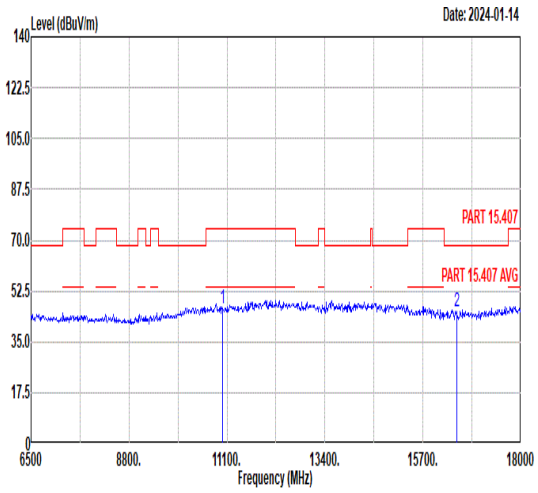 Freq Level Limit Line Margin Read Level Ant Factor Cable Loss Preamp Factor APos TPos Remark MHz dBuV/m dBuV/m dB dBuV dB/m dB dB cm deg 1 11000.00 46.63 74.00 -27.37 55.62 38.10 11.21 58.30 -- -- Peak 2 16500.00 45.46 68.30 -22.84 50.45 40.95 12.91 58.85 -- -- Peak

Mode	17	
	Harmonic	
	U-NII-2C_5.47-5.725_802.11n HT20_CH116_5580MHz	
ANT	22	
Pol.	Horizontal	Vertical
Peak Avg	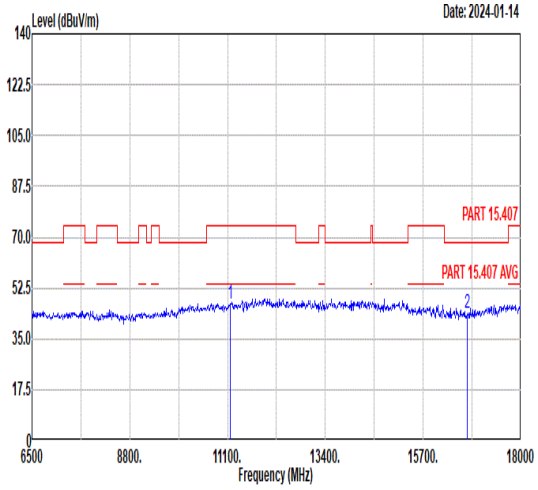 Freq Level Limit Line Margin Read Level Ant Factor Cable Loss Preamp Factor APos TPos Remark MHz dBuV/m dBuV/m dB dBuV dB/m dB dB cm deg 1 11160.00 47.27 74.00 -26.73 55.84 38.26 11.29 58.12 -- -- Peak 2 16740.00 43.64 68.30 -24.66 48.14 41.07 13.01 58.58 -- -- Peak	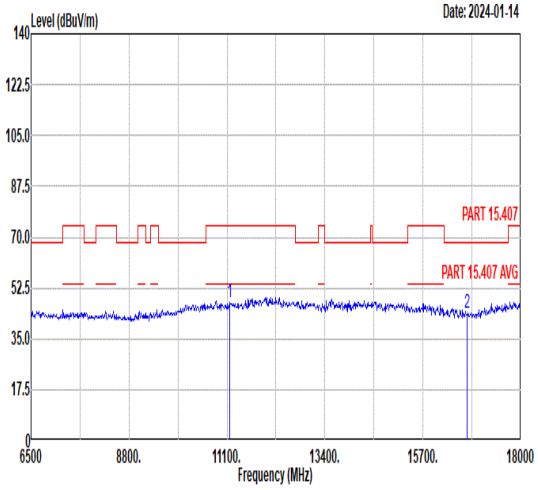 Freq Level Limit Line Margin Read Level Ant Factor Cable Loss Preamp Factor APos TPos Remark MHz dBuV/m dBuV/m dB dBuV dB/m dB dB cm deg 1 11160.00 47.65 74.00 -26.35 56.22 38.26 11.29 58.12 -- -- Peak 2 16740.00 44.03 68.30 -24.27 48.53 41.07 13.01 58.58 -- -- Peak

Mode	18	
	Band Edge	
	U-NII-2C_5.47-5.725_802.11n HT20_CH140_5700MHz	
ANT	22	
Pol.	Horizontal	Fundamental
Peak	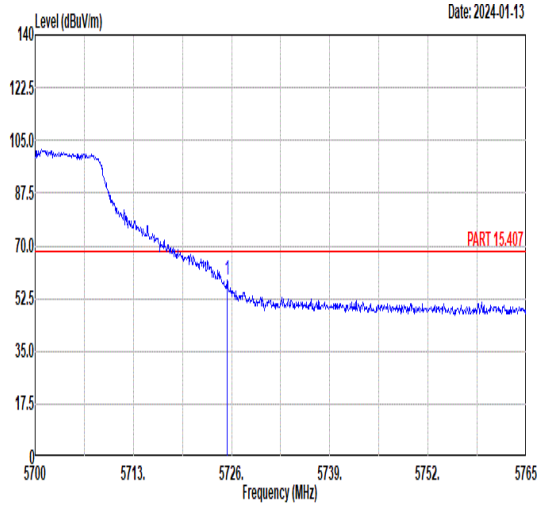 Freq Level Limit Line Margin Read Level Ant Factor Cable Loss Preamp Factor APos TPos Remark MHz dBuV/m dBuV/m dB dBuV dB/m dB dB cm deg 1 5725.42 58.53 68.30 -9.77 48.15 35.06 8.68 33.36 102 65 PEAK	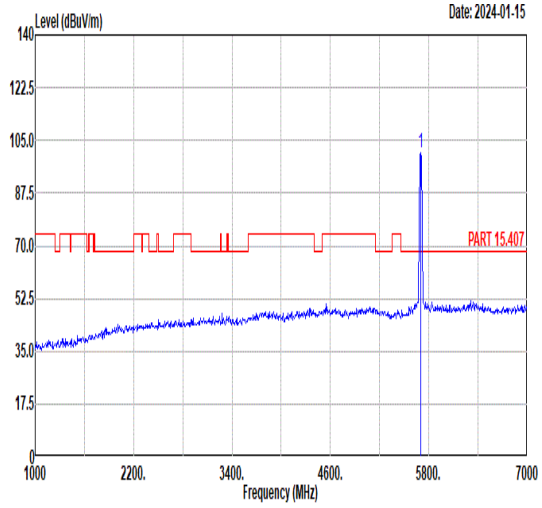 Freq Level Limit Line Margin Read Level Ant Factor Cable Loss Preamp Factor APos TPos Remark MHz dBuV/m dBuV/m dB dBuV dB/m dB dB cm deg 1 5700.00 101.11 ------ ------ 90.89 35.01 8.57 33.36 102 65 PEAK
Avg	Blank	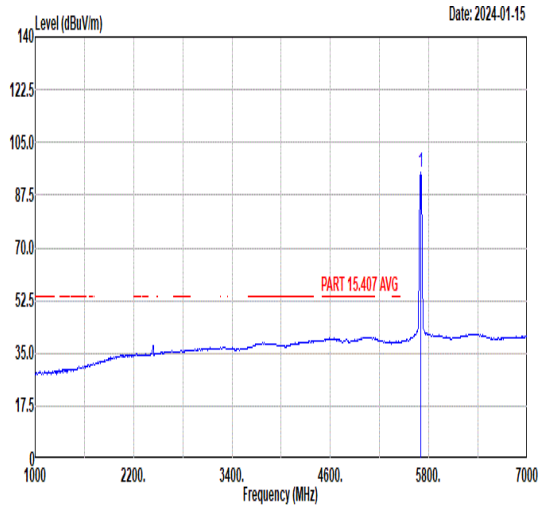 Freq Level Limit Line Margin Read Level Ant Factor Cable Loss Preamp Factor APos TPos Remark MHz dBuV/m dBuV/m dB dBuV dB/m dB dB cm deg 1 5700.00 95.27 ------ ------ 85.01 35.02 8.60 33.36 102 65 AVERAGE

Mode	18	
	Band Edge	
	U-NII-2C_5.47-5.725_802.11n HT20_CH140_5700MHz	
ANT	22	
Pol.	Vertical	Fundamental
Peak	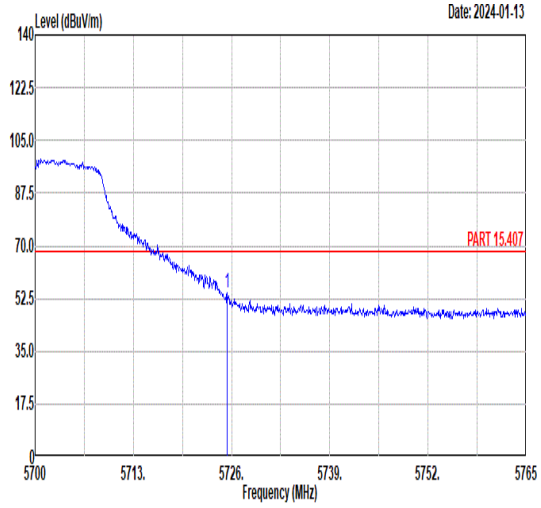 Freq Level Limit Line Margin Read Level Ant Factor Cable Loss Preamp Factor APos TPos Remark MHz dBuV/m dBuV/m dB dBuV dB/m dB dB cm deg 1 5725.42 54.33 68.30 -13.97 43.95 35.06 8.68 33.36 394 261 PEAK	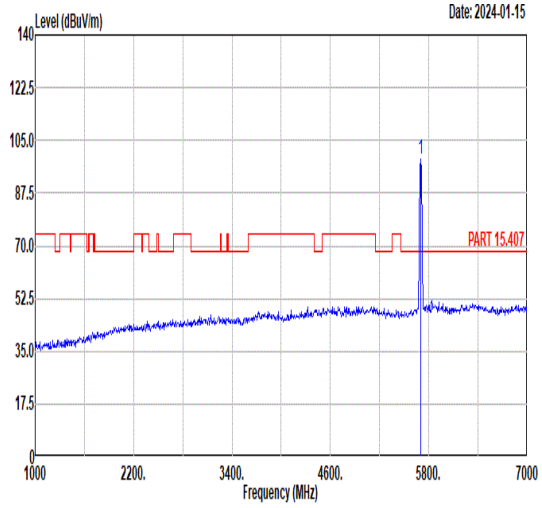 Freq Level Limit Line Margin Read Level Ant Factor Cable Loss Preamp Factor APos TPos Remark MHz dBuV/m dBuV/m dB dBuV dB/m dB dB cm deg 1 5700.00 98.76 ------ ------ 88.54 35.01 8.57 33.36 394 261 PEAK
Avg	Blank	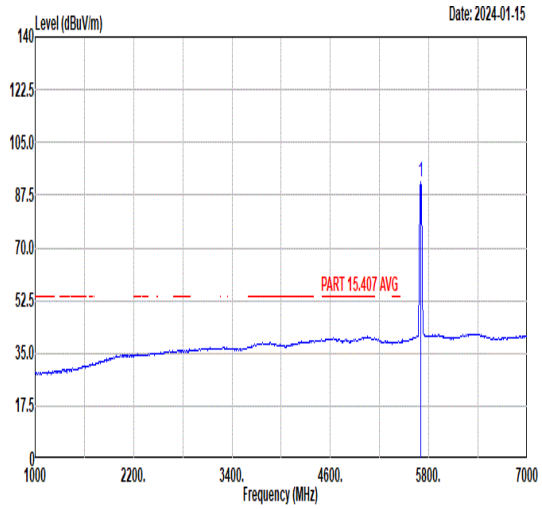 Freq Level Limit Line Margin Read Level Ant Factor Cable Loss Preamp Factor APos TPos Remark MHz dBuV/m dBuV/m dB dBuV dB/m dB dB cm deg 1 5700.00 92.09 ------ ------ 81.83 35.02 8.60 33.36 394 261 AVERAGE

Mode	18	
	Harmonic	
	U-NII-2C_5.47-5.725_802.11n HT20_CH140_5700MHz	
ANT	22	
Pol.	Horizontal	Vertical
Peak Avg	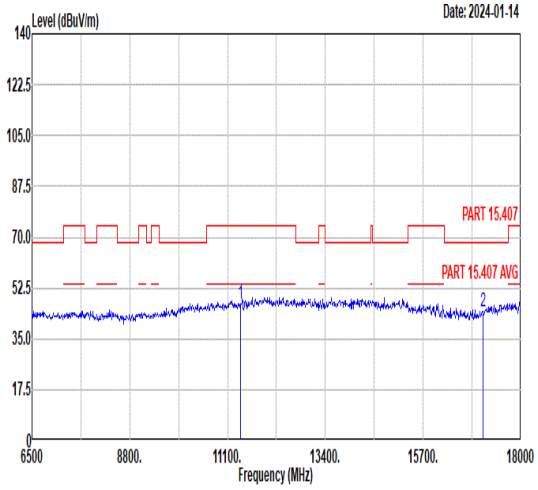 Freq Level Limit Line Margin Read Level Ant Factor Cable Loss Preamp Factor APos TPos Remark MHz dBuV/m dBuV/m dB dBuV dB/m dB dB cm deg 1 11400.00 46.76 74.00 -27.24 54.71 38.50 11.41 57.86 -- -- Peak 2 17100.00 44.55 68.30 -23.75 48.33 41.24 13.14 58.16 -- -- Peak	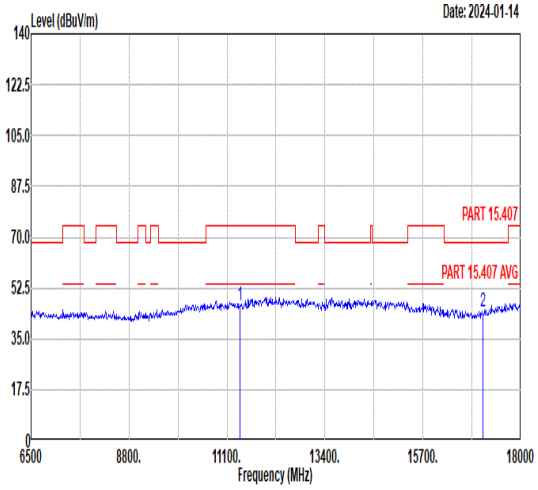 Freq Level Limit Line Margin Read Level Ant Factor Cable Loss Preamp Factor APos TPos Remark MHz dBuV/m dBuV/m dB dBuV dB/m dB dB cm deg 1 11400.00 46.45 74.00 -27.55 54.40 38.50 11.41 57.86 -- -- Peak 2 17100.00 44.22 68.30 -24.08 48.00 41.24 13.14 58.16 -- -- Peak

Mode	19	
	Band Edge - L	
	U-NII-1_5.15-5.25_802.11n HT40_CH38_5190MHz	
ANT	22	
Pol.	Horizontal	Fundamental
Peak	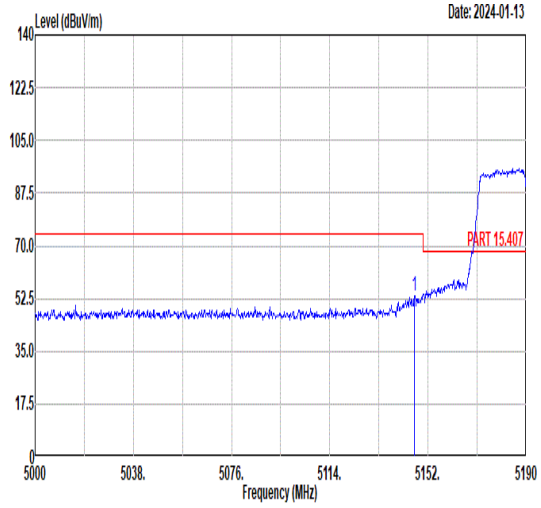 Freq Level Limit Line Margin Read Level Ant Factor Cable Loss Preamp Factor APos TPos Remark MHz dBuV/m dBuV/m dB dBuV dB/m dB dB cm deg 1 5146.68 53.32 74.00 -20.68 43.82 34.42 7.92 32.84 100 86 PEAK	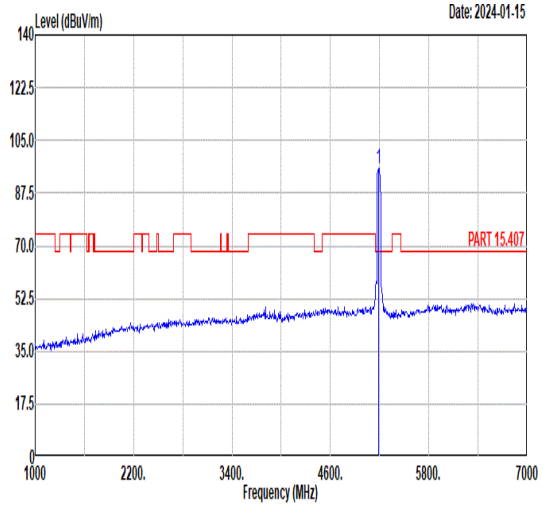 Freq Level Limit Line Margin Read Level Ant Factor Cable Loss Preamp Factor APos TPos Remark MHz dBuV/m dBuV/m dB dBuV dB/m dB dB cm deg 1 5190.00 95.61 ------ ------ 86.13 34.45 7.94 32.91 100 86 PEAK
Avg	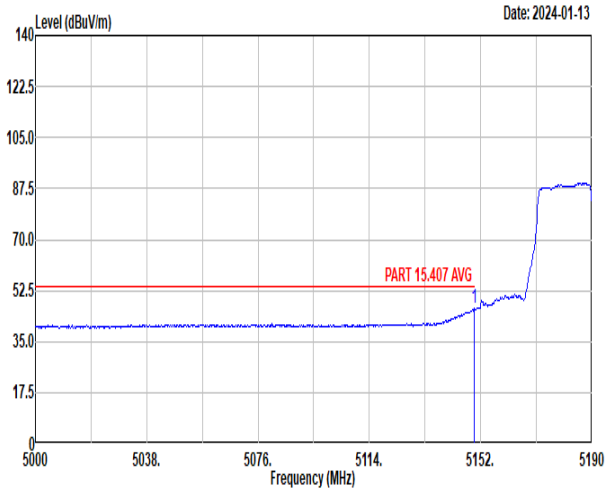 Freq Level Limit Line Margin Read Level Ant Factor Cable Loss Preamp Factor APos TPos Remark MHz dBuV/m dBuV/m dB dBuV dB/m dB dB cm deg 1 5149.91 47.46 54.00 -6.54 37.97 34.42 7.92 32.85 100 86 AVERAGE	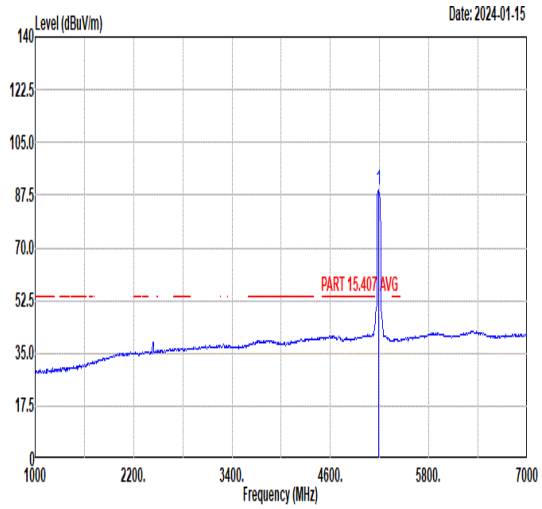 Freq Level Limit Line Margin Read Level Ant Factor Cable Loss Preamp Factor APos TPos Remark MHz dBuV/m dBuV/m dB dBuV dB/m dB dB cm deg 1 5190.00 89.21 ------ ------ 79.73 34.45 7.94 32.91 100 86 AVERAGE

Mode	19	
	Band Edge - R	
	U-NII-1_5.15-5.25_802.11n HT40_CH38_5190MHz	
ANT	22	
Pol.	Horizontal	Fundamental
Peak	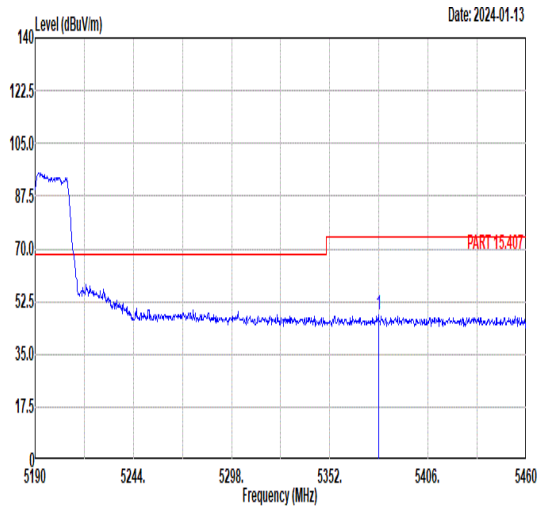 Freq Level Limit Line Margin Read Level Ant Factor Cable Loss Preamp Factor APos TPos Remark MHz dBuV/m dBuV/m dB dBuV dB/m dB dB cm deg 1 5378.73 48.01 74.00 -25.99 38.23 34.60 8.40 33.22 100 86 PEAK	Blank
Avg	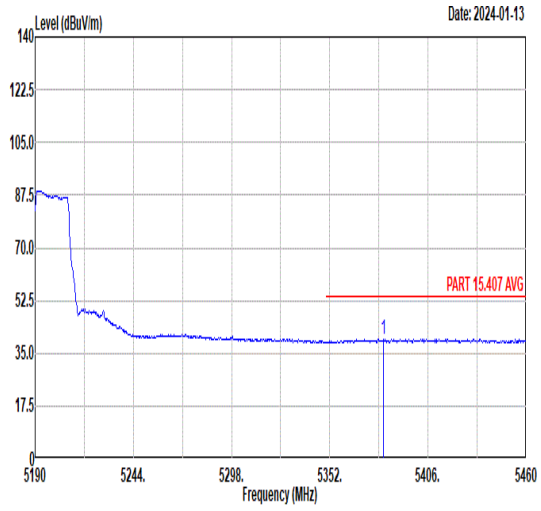 Freq Level Limit Line Margin Read Level Ant Factor Cable Loss Preamp Factor APos TPos Remark MHz dBuV/m dBuV/m dB dBuV dB/m dB dB cm deg 1 5381.43 39.77 54.00 -14.23 29.98 34.60 8.41 33.22 100 86 AVERAGE	Blank

Mode	19	
	Band Edge - L	
	U-NII-1_5.15-5.25_802.11n HT40_CH38_5190MHz	
ANT	22	
Pol.	Vertical	Fundamental
Peak	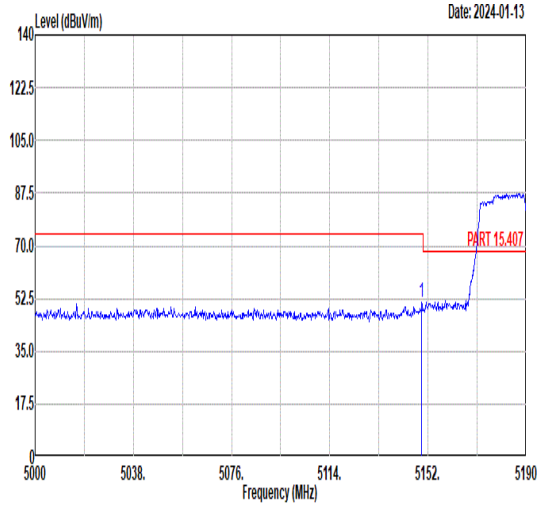 Freq Level Limit Line Margin Read Level Ant Factor Cable Loss Preamp Factor APos TPos Remark MHz dBuV/m dBuV/m dB dBuV dB/m dB dB cm deg 1 5149.53 51.08 74.00 -22.92 41.59 34.42 7.92 32.85 100 261 PEAK	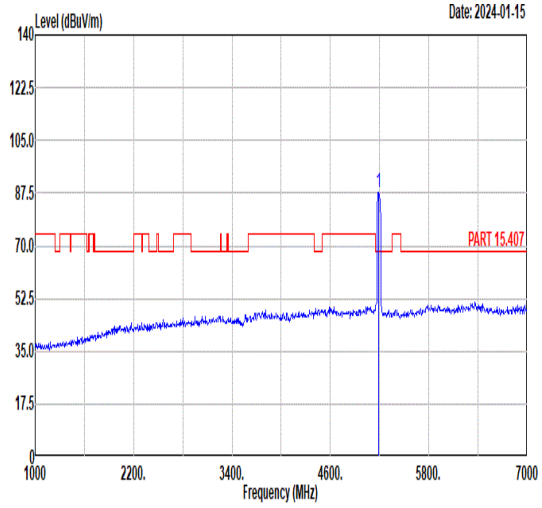 Freq Level Limit Line Margin Read Level Ant Factor Cable Loss Preamp Factor APos TPos Remark MHz dBuV/m dBuV/m dB dBuV dB/m dB dB cm deg 1 5190.00 87.92 ------ ------ 78.43 34.45 7.94 32.90 100 261 PEAK
Avg	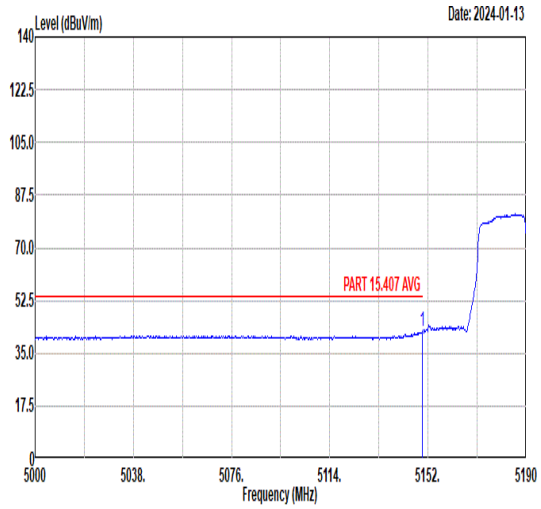 Freq Level Limit Line Margin Read Level Ant Factor Cable Loss Preamp Factor APos TPos Remark MHz dBuV/m dBuV/m dB dBuV dB/m dB dB cm deg 1 5149.91 42.17 54.00 -11.83 32.68 34.42 7.92 32.85 100 261 AVERAGE	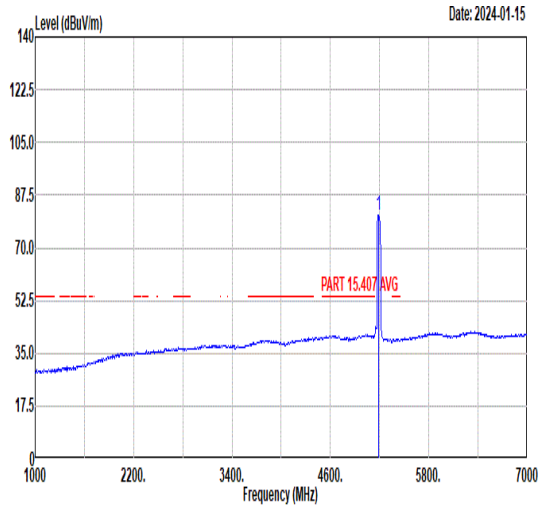 Freq Level Limit Line Margin Read Level Ant Factor Cable Loss Preamp Factor APos TPos Remark MHz dBuV/m dBuV/m dB dBuV dB/m dB dB cm deg 1 5190.00 80.83 ------ ------ 71.35 34.45 7.94 32.91 100 261 AVERAGE

Mode	19	
	Band Edge - R	
	U-NII-1_5.15-5.25_802.11n HT40_CH38_5190MHz	
ANT	22	
Pol.	Vertical	Fundamental
Peak	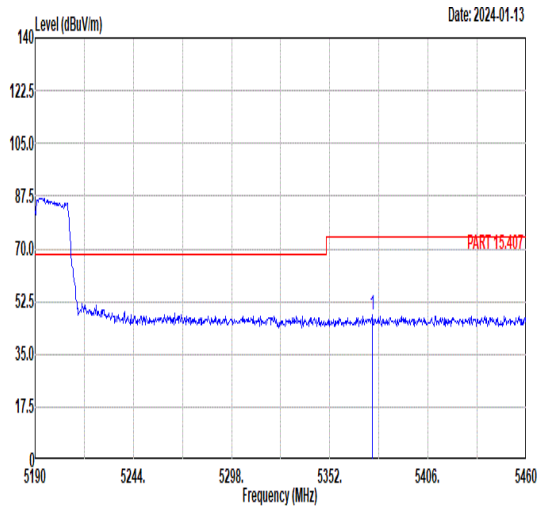 Freq Level Limit Line Margin Read Level Ant Factor Cable Loss Preamp Factor APos TPos Remark MHz dBuV/m dBuV/m dB dBuV dB/m dB dB cm deg 1 5375.22 48.19 74.00 -25.81 38.40 34.60 8.40 33.21 100 261 PEAK	Blank
Avg	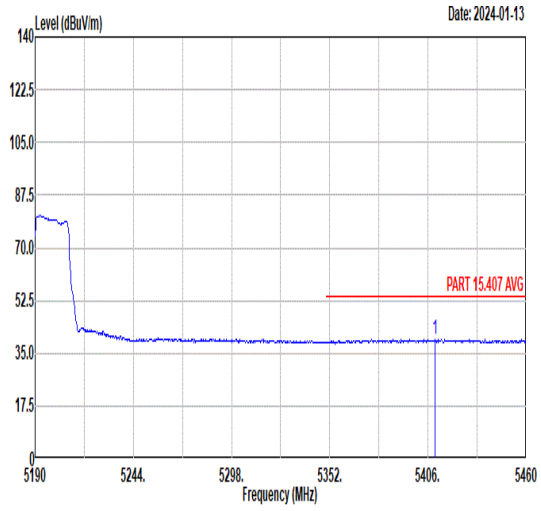 Freq Level Limit Line Margin Read Level Ant Factor Cable Loss Preamp Factor APos TPos Remark MHz dBuV/m dBuV/m dB dBuV dB/m dB dB cm deg 1 5409.78 39.58 54.00 -14.42 29.74 34.63 8.48 33.27 100 261 AVERAGE	Blank

Mode	19	
	Harmonic	
	U-NII-1_5.15-5.25_802.11n HT40_CH38_5190MHz	
ANT	22	
Pol.	Horizontal	Vertical
Peak Avg	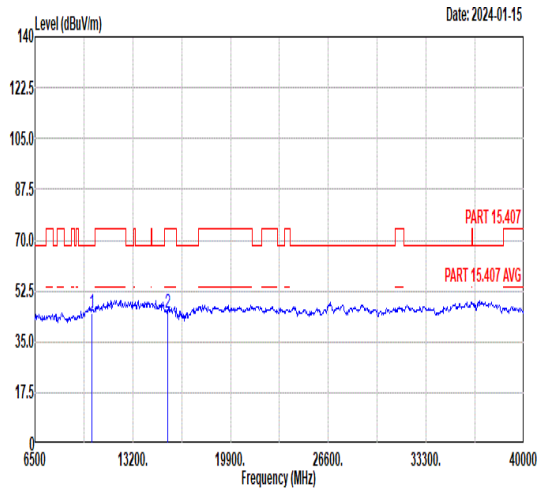 Freq Level Limit Line Margin Read Level Ant Factor Cable Loss Preamp Factor APos TPos Remark MHz dBuV/m dBuV/m dB dBuV dB/m dB dB cm deg 1 10380.00 45.16 68.30 -23.14 55.77 37.63 10.74 58.98 -- -- Peak 2 15570.00 44.92 74.00 -29.08 50.60 40.57 12.72 58.97 -- -- Peak	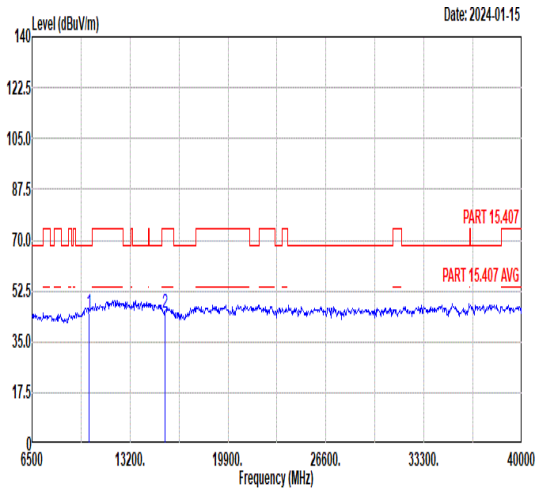 Freq Level Limit Line Margin Read Level Ant Factor Cable Loss Preamp Factor APos TPos Remark MHz dBuV/m dBuV/m dB dBuV dB/m dB dB cm deg 1 10380.00 45.07 68.30 -23.23 55.68 37.63 10.74 58.98 -- -- Peak 2 15570.00 44.87 74.00 -29.13 50.55 40.57 12.72 58.97 -- -- Peak

Mode	20	
	Band Edge - L	
	U-NII-1_5.15-5.25_802.11n HT40_CH46_5230MHz	
ANT	22	
Pol.	Horizontal	Fundamental
Peak	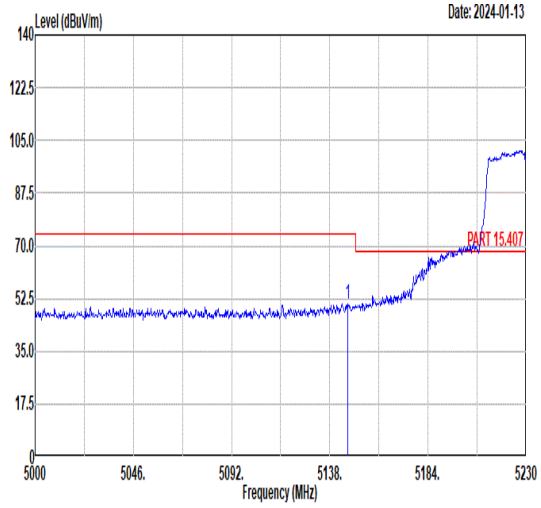 Freq Level Limit Line Margin Read Level Ant Factor Cable Loss Preamp Factor APos TPos Remark MHz dBuV/m dBuV/m dB dBuV dB/m dB dB cm deg 1 5146.28 50.50 74.00 -23.50 41.00 34.42 7.92 32.84 104 81 PEAK	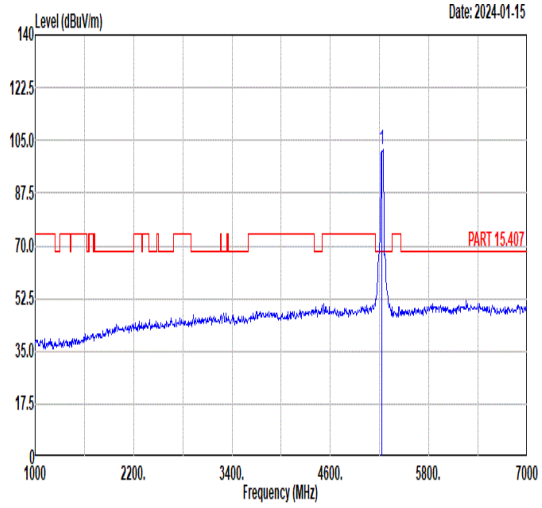 Freq Level Limit Line Margin Read Level Ant Factor Cable Loss Preamp Factor APos TPos Remark MHz dBuV/m dBuV/m dB dBuV dB/m dB dB cm deg 1 5230.00 102.12 ------ ------ 92.59 34.49 8.04 33.00 104 81 PEAK
Avg	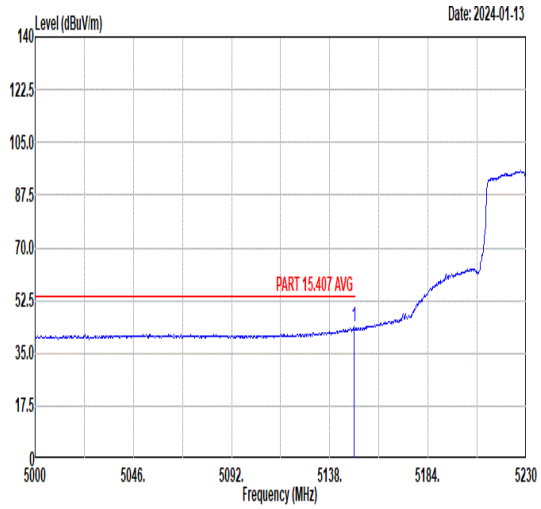 Freq Level Limit Line Margin Read Level Ant Factor Cable Loss Preamp Factor APos TPos Remark MHz dBuV/m dBuV/m dB dBuV dB/m dB dB cm deg 1 5149.27 43.64 54.00 -10.36 34.14 34.42 7.92 32.84 104 81 AVERAGE	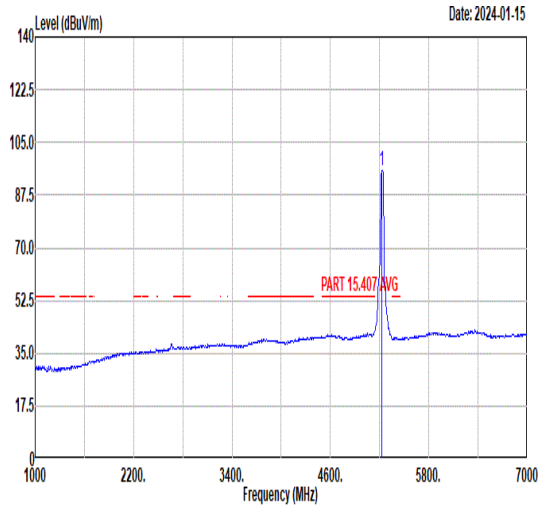 Freq Level Limit Line Margin Read Level Ant Factor Cable Loss Preamp Factor APos TPos Remark MHz dBuV/m dBuV/m dB dBuV dB/m dB dB cm deg 1 5230.00 95.48 ------ ------ 85.96 34.49 8.02 32.99 104 81 AVERAGE

Mode	20	
	Band Edge - R	
	U-NII-1_5.15-5.25_802.11n HT40_CH46_5230MHz	
ANT	22	
Pol.	Horizontal	Fundamental
Peak	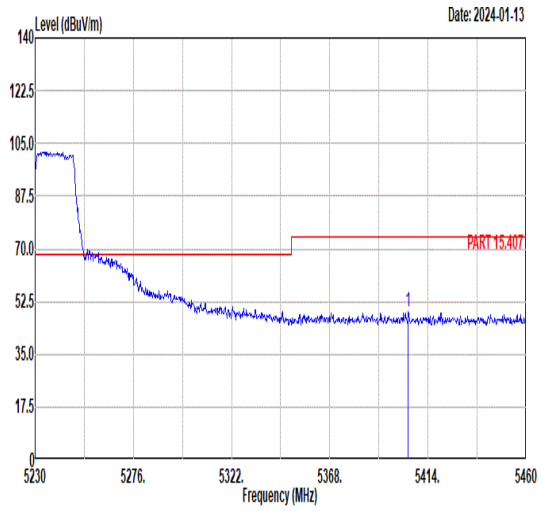 Freq Level Limit Line Margin Read Level Ant Factor Cable Loss Preamp Factor APos TPos Remark MHz dBuV/m dBuV/m dB dBuV dB/m dB dB cm deg 1 5404.80 49.01 74.00 -24.99 39.18 34.62 8.47 33.26 104 81 PEAK	Blank
Avg	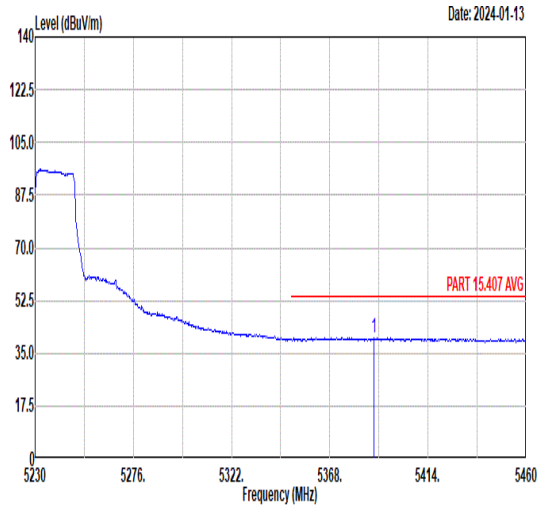 Freq Level Limit Line Margin Read Level Ant Factor Cable Loss Preamp Factor APos TPos Remark MHz dBuV/m dBuV/m dB dBuV dB/m dB dB cm deg 1 5388.70 40.17 54.00 -13.83 30.36 34.61 8.43 33.23 104 81 AVERAGE	Blank

Mode	20	
	Band Edge - L	
	U-NII-1_5.15-5.25_802.11n HT40_CH46_5230MHz	
ANT	22	
Pol.	Vertical	Fundamental
Peak	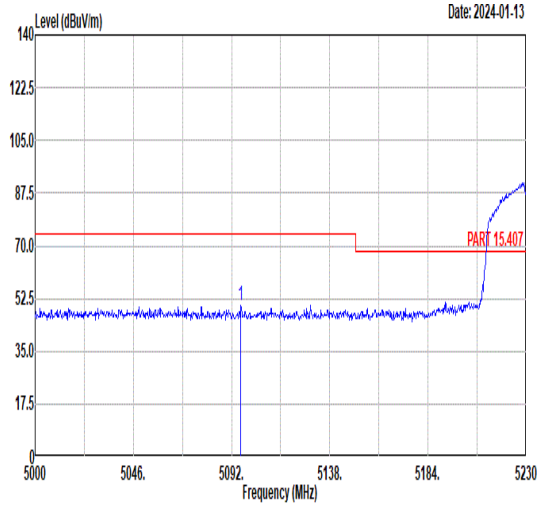 Freq Level Limit Line Margin Read Level Ant Factor Cable Loss Preamp Factor APos TPos Remark MHz dBuV/m dBuV/m dB dBuV dB/m dB dB cm deg 1 5096.37 50.33 74.00 -23.67 40.83 34.38 7.88 32.76 400 228 PEAK	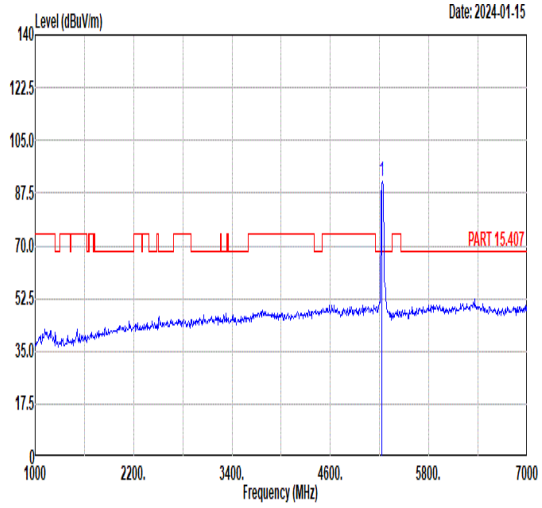 Freq Level Limit Line Margin Read Level Ant Factor Cable Loss Preamp Factor APos TPos Remark MHz dBuV/m dBuV/m dB dBuV dB/m dB dB cm deg 1 5230.00 91.42 ------ ------ 81.90 34.49 8.02 32.99 400 228 PEAK
Avg	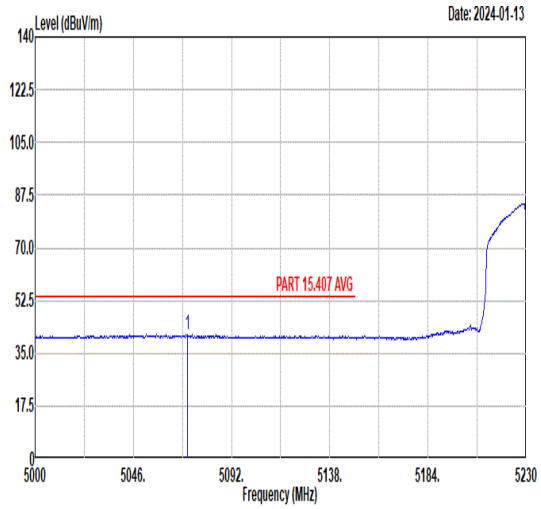 Freq Level Limit Line Margin Read Level Ant Factor Cable Loss Preamp Factor APos TPos Remark MHz dBuV/m dBuV/m dB dBuV dB/m dB dB cm deg 1 5071.30 41.05 54.00 -12.95 31.54 34.36 7.87 32.72 400 228 AVERAGE	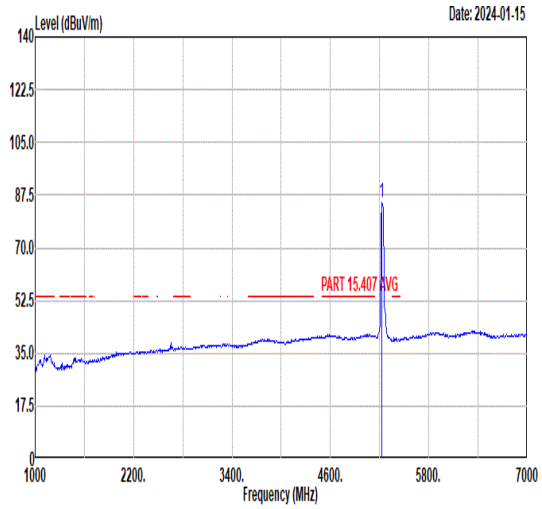 Freq Level Limit Line Margin Read Level Ant Factor Cable Loss Preamp Factor APos TPos Remark MHz dBuV/m dBuV/m dB dBuV dB/m dB dB cm deg 1 5230.00 84.88 ------ ------ 75.37 34.48 8.01 32.98 400 228 AVERAGE

Mode	20	
	Band Edge - R	
	U-NII-1_5.15-5.25_802.11n HT40_CH46_5230MHz	
ANT	22	
Pol.	Vertical	Fundamental
Peak	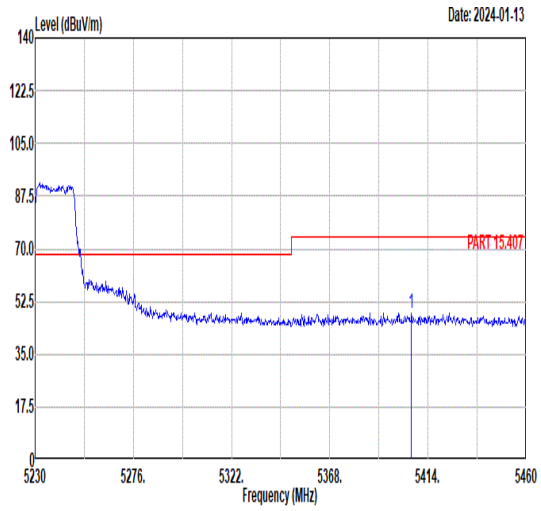 Freq Level Limit Line Margin Read Level Ant Factor Cable Loss Preamp Factor APos TPos Remark MHz dBuV/m dBuV/m dB dBuV dB/m dB dB cm deg 1 5406.18 48.64 74.00 -25.36 38.80 34.62 8.48 33.26 400 228 PEAK	Blank
Avg	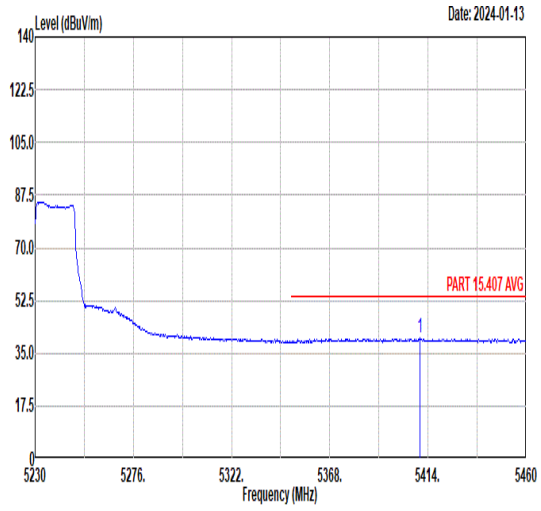 Freq Level Limit Line Margin Read Level Ant Factor Cable Loss Preamp Factor APos TPos Remark MHz dBuV/m dBuV/m dB dBuV dB/m dB dB cm deg 1 5410.09 40.05 54.00 -13.95 30.21 34.63 8.48 33.27 400 228 AVERAGE	Blank

Mode	21	
	Band Edge - L	
	U-NII-2A_5.25-5.35_802.11n HT40_CH54_5270MHz	
ANT	22	
Pol.	Horizontal	Fundamental
Peak	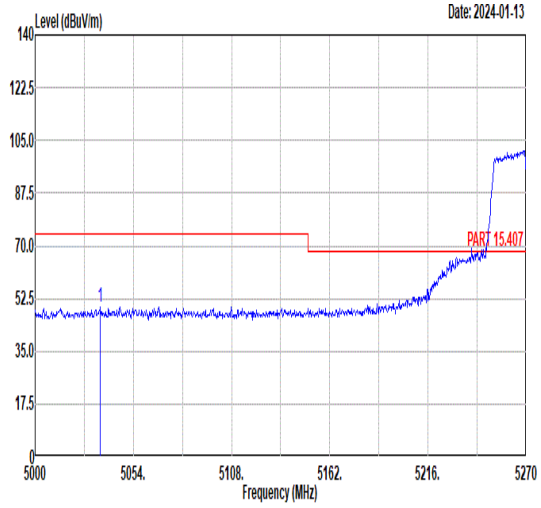 Freq Level Limit Line Margin Read Level Ant Factor Cable Loss Preamp Factor APos TPos Remark MHz dBuV/m dBuV/m dB dBuV dB/m dB dB cm deg 1 5035.91 49.61 74.00 -24.39 40.10 34.33 7.84 32.66 100 293 PEAK	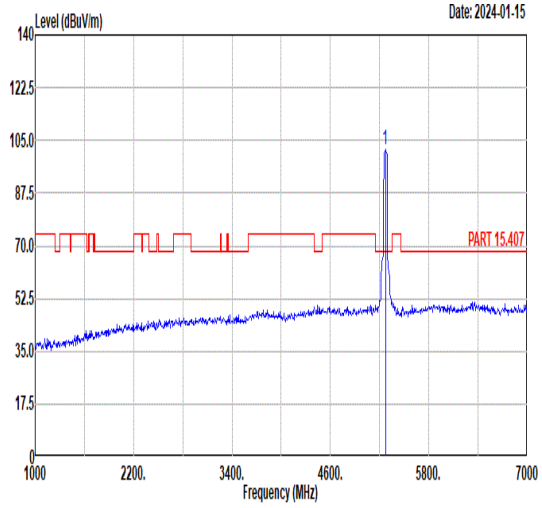 Freq Level Limit Line Margin Read Level Ant Factor Cable Loss Preamp Factor APos TPos Remark MHz dBuV/m dBuV/m dB dBuV dB/m dB dB cm deg 1 5270.00 102.05 ------ ------ 92.45 34.52 8.12 33.04 100 293 PEAK
Avg	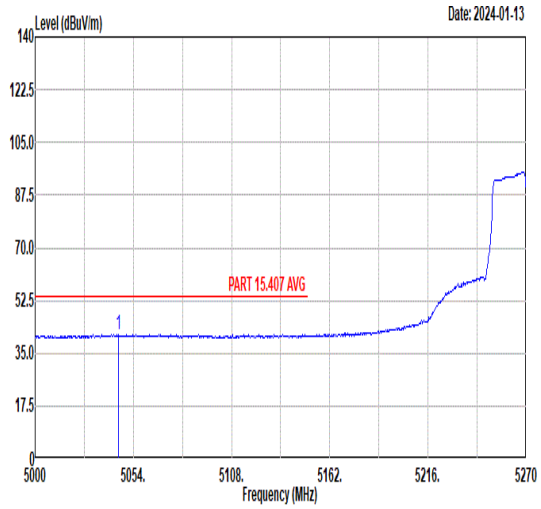 Freq Level Limit Line Margin Read Level Ant Factor Cable Loss Preamp Factor APos TPos Remark MHz dBuV/m dBuV/m dB dBuV dB/m dB dB cm deg 1 5045.90 41.36 54.00 -12.64 31.85 34.34 7.85 32.68 100 293 AVERAGE	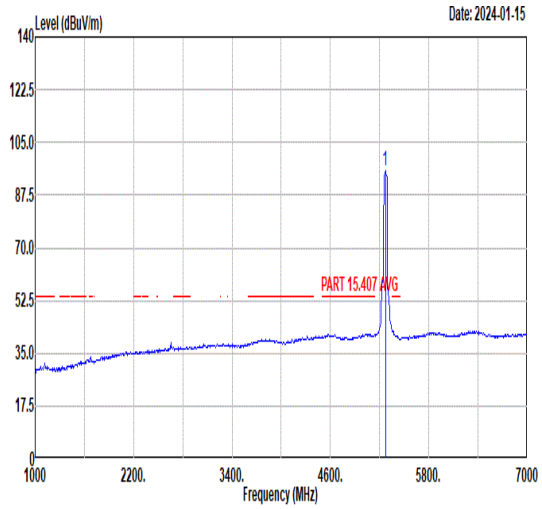 Freq Level Limit Line Margin Read Level Ant Factor Cable Loss Preamp Factor APos TPos Remark MHz dBuV/m dBuV/m dB dBuV dB/m dB dB cm deg 1 5270.00 95.45 ------ ------ 85.85 34.52 8.12 33.04 100 293 AVERAGE

Mode	21	
	Band Edge - R	
	U-NII-2A_5.25-5.35_802.11n HT40_CH54_5270MHz	
ANT	22	
Pol.	Horizontal	Fundamental
Peak	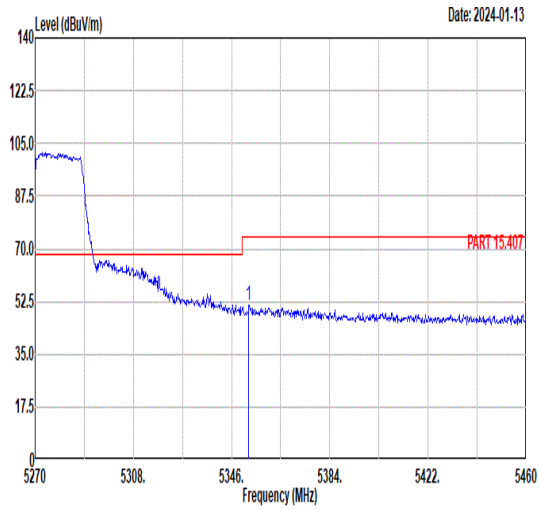 Freq Level Limit Line Margin Read Level Ant Factor Cable Loss Preamp Factor APos TPos Remark MHz dBuV/m dBuV/m dB dBuV dB/m dB dB cm deg 1 5352.65 51.07 74.00 -22.93 41.32 34.58 8.34 33.17 100 293 PEAK	Blank
Avg	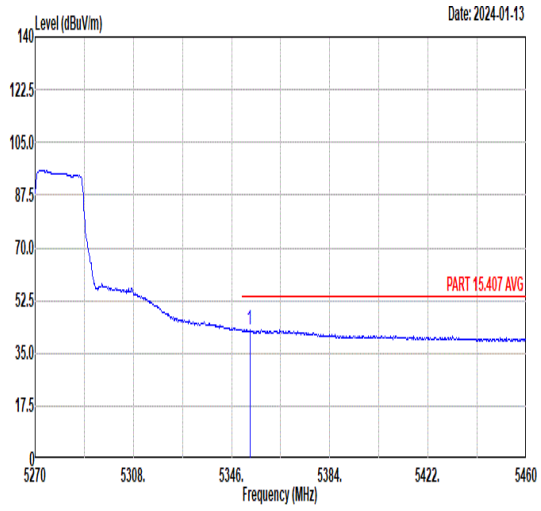 Freq Level Limit Line Margin Read Level Ant Factor Cable Loss Preamp Factor APos TPos Remark MHz dBuV/m dBuV/m dB dBuV dB/m dB dB cm deg 1 5353.03 42.73 54.00 -11.27 32.98 34.58 8.34 33.17 100 293 AVERAGE	Blank

Mode	21	
	Band Edge - L	
	U-NII-2A_5.25-5.35_802.11n HT40_CH54_5270MHz	
ANT	22	
Pol.	Vertical	Fundamental
Peak	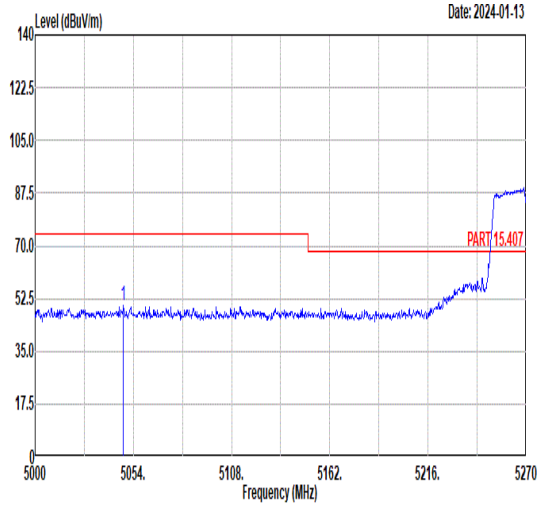 Freq Level Limit Line Margin Read Level Ant Factor Cable Loss Preamp Factor APos TPos Remark MHz dBuV/m dBuV/m dB dBuV dB/m dB dB cm deg 1 5048.60 50.42 74.00 -23.58 40.91 34.34 7.85 32.68 300 340 PEAK	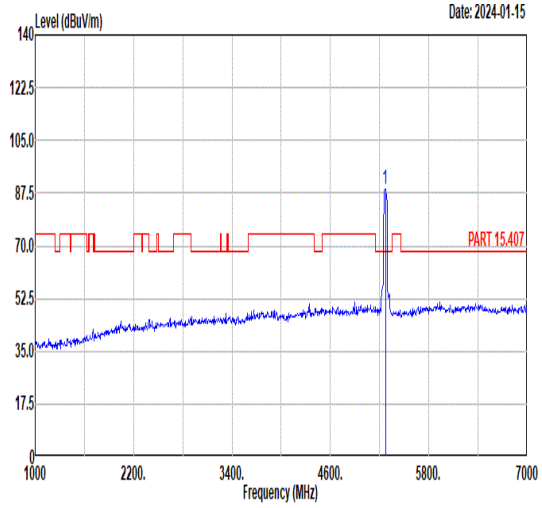 Freq Level Limit Line Margin Read Level Ant Factor Cable Loss Preamp Factor APos TPos Remark MHz dBuV/m dBuV/m dB dBuV dB/m dB dB cm deg 1 5270.00 88.94 ------ ------ 79.36 34.51 8.10 33.03 300 340 PEAK
Avg	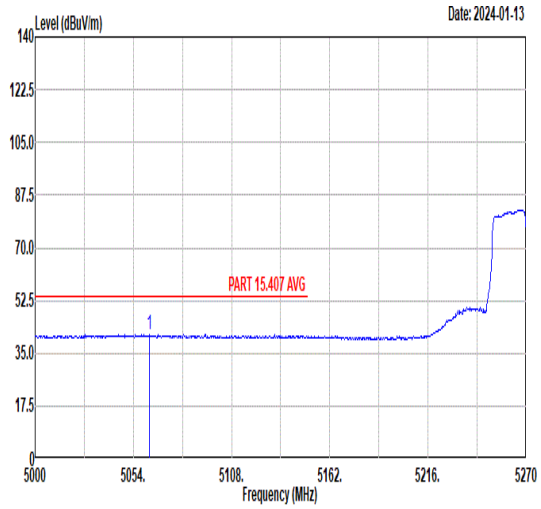 Freq Level Limit Line Margin Read Level Ant Factor Cable Loss Preamp Factor APos TPos Remark MHz dBuV/m dBuV/m dB dBuV dB/m dB dB cm deg 1 5062.64 41.14 54.00 -12.86 31.63 34.35 7.86 32.70 300 340 AVERAGE	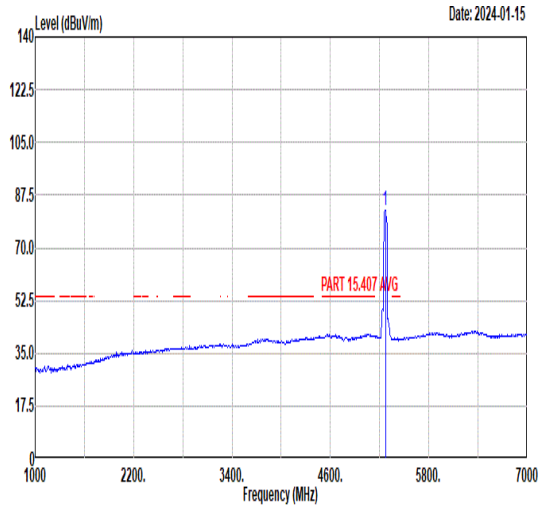 Freq Level Limit Line Margin Read Level Ant Factor Cable Loss Preamp Factor APos TPos Remark MHz dBuV/m dBuV/m dB dBuV dB/m dB dB cm deg 1 5270.00 82.30 ------ ------ 72.72 34.51 8.10 33.03 300 340 AVERAGE

Mode	21	
	Band Edge - R	
	U-NII-2A_5.25-5.35_802.11n HT40_CH54_5270MHz	
ANT	22	
Pol.	Vertical	Fundamental
Peak	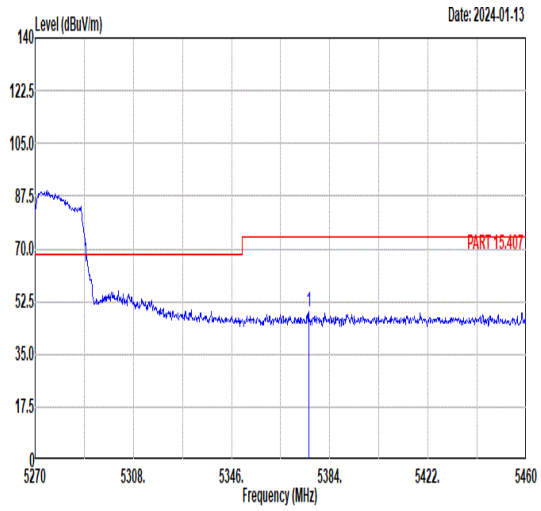 Freq Level Limit Line Margin Read Level Ant Factor Cable Loss Preamp Factor APos TPos Remark MHz dBuV/m dBuV/m dB dBuV dB/m dB dB cm deg 1 5375.83 49.16 74.00 -24.84 39.37 34.60 8.40 33.21 300 340 PEAK	Blank
Avg	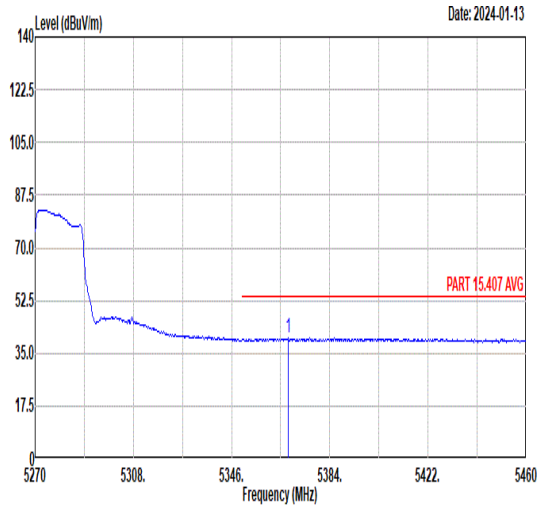 Freq Level Limit Line Margin Read Level Ant Factor Cable Loss Preamp Factor APos TPos Remark MHz dBuV/m dBuV/m dB dBuV dB/m dB dB cm deg 1 5367.85 40.01 54.00 -13.99 30.24 34.59 8.38 33.20 300 340 AVERAGE	Blank

Mode	22	
	Band Edge - L	
	U-NII-2A_5.25-5.35_802.11n HT40_CH62_5310MHz	
ANT	22	
Pol.	Horizontal	Fundamental
Peak	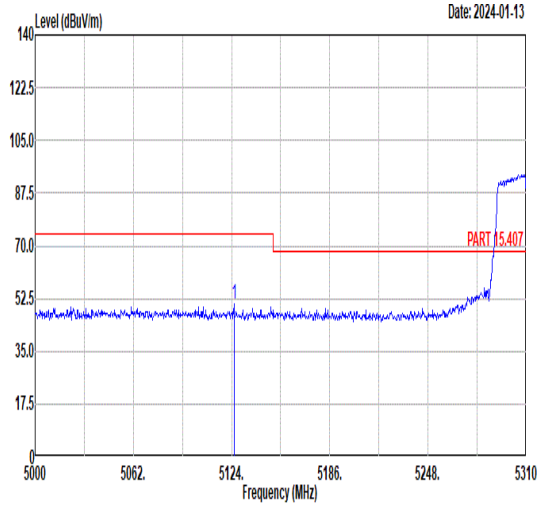 Freq Level Limit Line Margin Read Level Ant Factor Cable Loss Preamp Factor APos TPos Remark MHz dBuV/m dBuV/m dB dBuV dB/m dB dB cm deg 1 5125.55 50.60 74.00 -23.40 41.11 34.40 7.90 32.81 100 268 PEAK	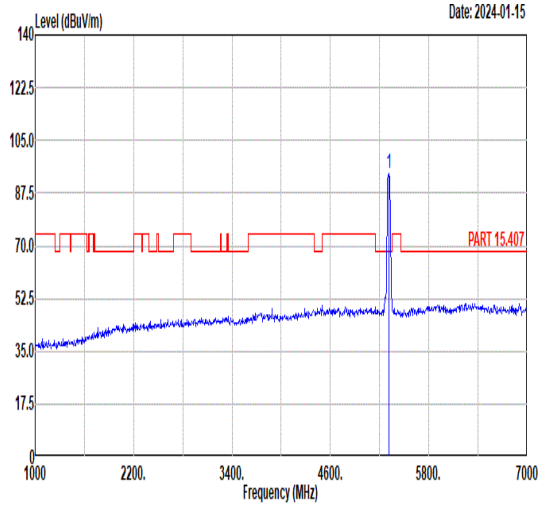 Freq Level Limit Line Margin Read Level Ant Factor Cable Loss Preamp Factor APos TPos Remark MHz dBuV/m dBuV/m dB dBuV dB/m dB dB cm deg 1 5310.00 94.11 ------ ------ 84.44 34.55 8.23 33.11 100 268 PEAK
Avg	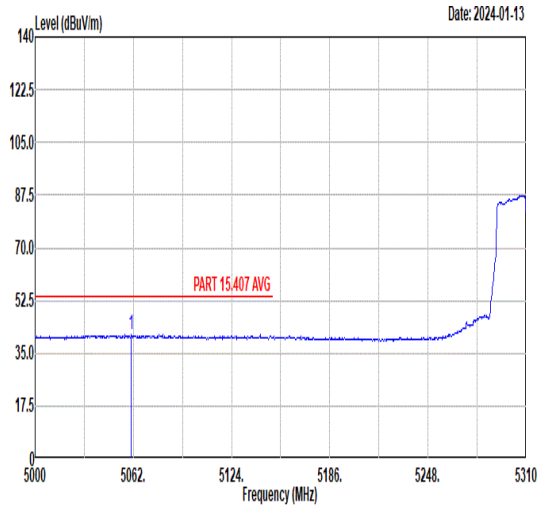 Freq Level Limit Line Margin Read Level Ant Factor Cable Loss Preamp Factor APos TPos Remark MHz dBuV/m dBuV/m dB dBuV dB/m dB dB cm deg 1 5060.76 41.13 54.00 -12.87 31.62 34.35 7.86 32.70 100 268 AVERAGE	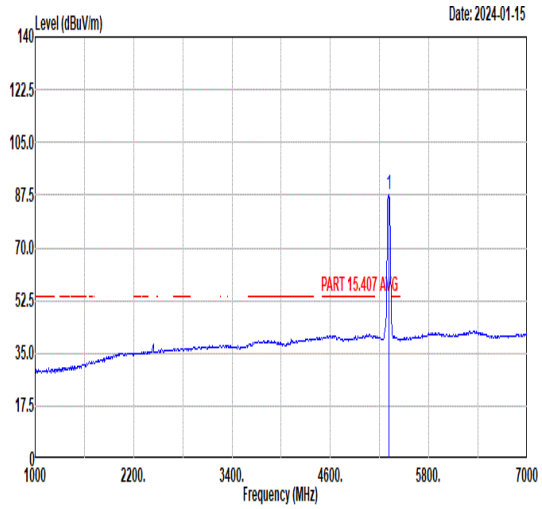 Freq Level Limit Line Margin Read Level Ant Factor Cable Loss Preamp Factor APos TPos Remark MHz dBuV/m dBuV/m dB dBuV dB/m dB dB cm deg 1 5310.00 87.44 ------ ------ 77.77 34.55 8.23 33.11 100 268 AVERAGE

Mode	22	
	Band Edge - R	
	U-NII-2A_5.25-5.35_802.11n HT40_CH62_5310MHz	
ANT	22	
Pol.	Horizontal	Fundamental
Peak	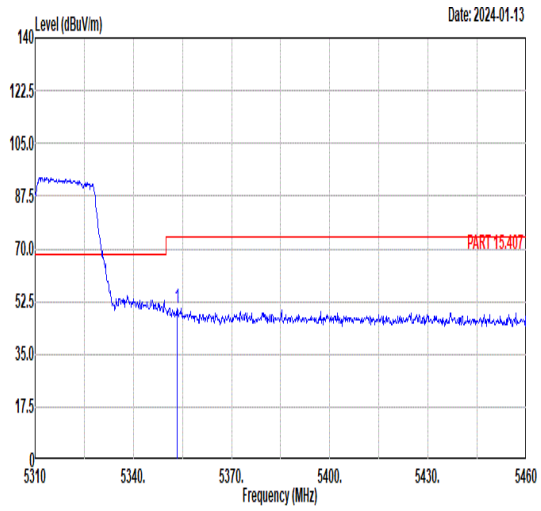 Freq Level Limit Line Margin Read Level Ant Factor Cable Loss Preamp Factor APos TPos Remark MHz dBuV/m dBuV/m dB dBuV dB/m dB dB cm deg 1 5353.35 50.44 74.00 -23.56 40.70 34.58 8.34 33.18 100 268 PEAK	Blank
Avg	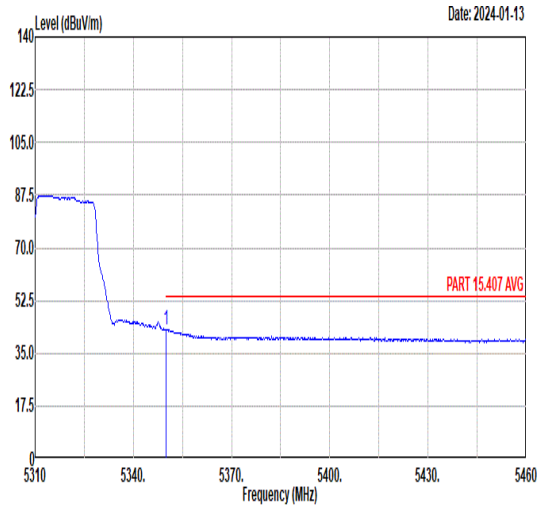 Freq Level Limit Line Margin Read Level Ant Factor Cable Loss Preamp Factor APos TPos Remark MHz dBuV/m dBuV/m dB dBuV dB/m dB dB cm deg 1 5350.05 42.89 54.00 -11.11 33.15 34.58 8.33 33.17 100 268 AVERAGE	Blank

Mode	22	
	Band Edge - L	
	U-NII-2A_5.25-5.35_802.11n HT40_CH62_5310MHz	
ANT	22	
Pol.	Vertical	Fundamental
Peak	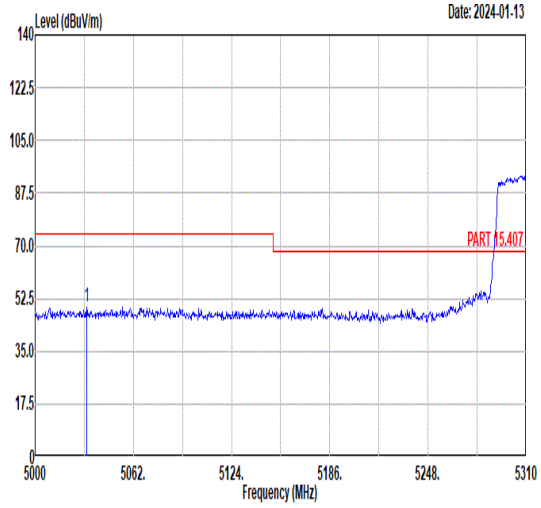 Freq Level Limit Line Margin Read Level Ant Factor Cable Loss Preamp Factor APos TPos Remark MHz dBuV/m dBuV/m dB dBuV dB/m dB dB cm deg 1 5032.55 49.85 74.00 -24.15 40.34 34.33 7.84 32.66 362 252 PEAK	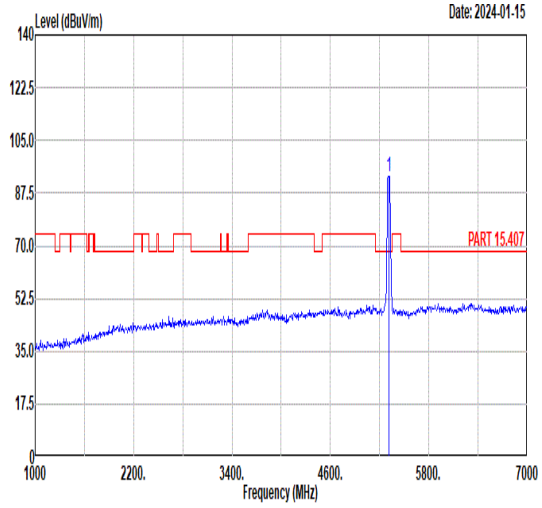 Freq Level Limit Line Margin Read Level Ant Factor Cable Loss Preamp Factor APos TPos Remark MHz dBuV/m dBuV/m dB dBuV dB/m dB dB cm deg 1 5310.00 93.16 ------ ------ 83.51 34.54 8.20 33.09 362 252 PEAK
Avg	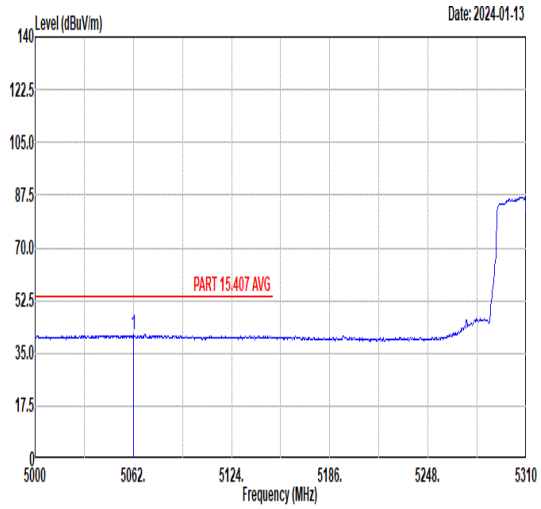 Freq Level Limit Line Margin Read Level Ant Factor Cable Loss Preamp Factor APos TPos Remark MHz dBuV/m dBuV/m dB dBuV dB/m dB dB cm deg 1 5062.00 41.23 54.00 -12.77 31.72 34.35 7.86 32.70 362 252 AVERAGE	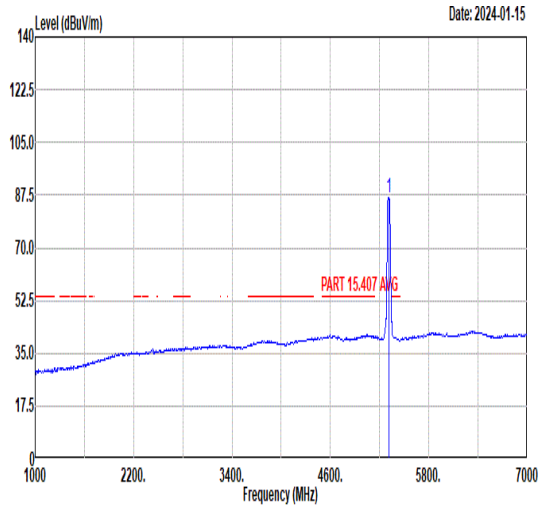 Freq Level Limit Line Margin Read Level Ant Factor Cable Loss Preamp Factor APos TPos Remark MHz dBuV/m dBuV/m dB dBuV dB/m dB dB cm deg 1 5310.00 86.48 ------ ------ 76.81 34.55 8.22 33.10 362 252 AVERAGE

Mode	22	
	Band Edge - R	
	U-NII-2A_5.25-5.35_802.11n HT40_CH62_5310MHz	
ANT	22	
Pol.	Vertical	Fundamental
Peak	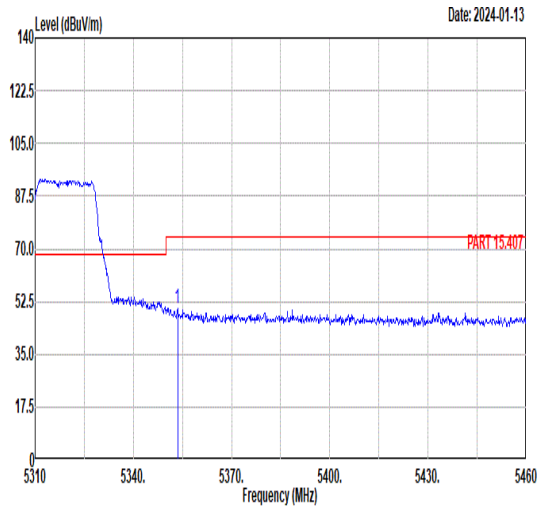 Freq Level Limit Line Margin Read Level Ant Factor Cable Loss Preamp Factor APos TPos Remark MHz dBuV/m dBuV/m dB dBuV dB/m dB dB cm deg 1 5353.50 50.23 74.00 -23.77 40.49 34.58 8.34 33.18 362 252 PEAK	Blank
Avg	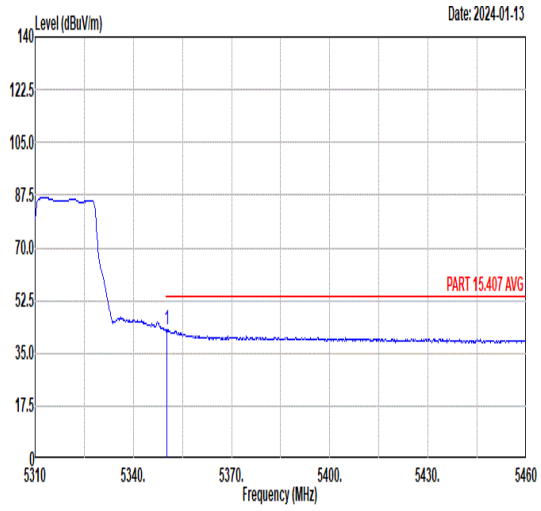 Freq Level Limit Line Margin Read Level Ant Factor Cable Loss Preamp Factor APos TPos Remark MHz dBuV/m dBuV/m dB dBuV dB/m dB dB cm deg 1 5350.20 42.85 54.00 -11.15 33.11 34.58 8.33 33.17 362 252 AVERAGE	Blank

Mode	23
	Band Edge - L
	U-NII-2C_5.47-5.725_802.11n HT40_CH102_5510MHz
ANT	22

Pol.	Horizontal	Fundamental
Peak	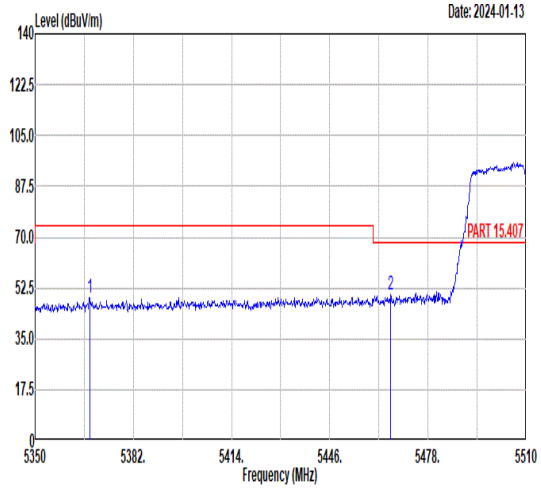 Freq Level Limit Line Margin Read Level Ant Factor Cable Loss Preamp Factor APos TPos Remark MHz dBuV/m dBuV/m dB dBuV dB/m dB dB cm deg 1 5367.76 49.24 74.00 -24.76 39.47 34.59 8.38 33.20 100 295 PEAK 2 5465.84 49.99 68.30 -18.31 40.28 34.67 8.40 33.36 100 295 PEAK	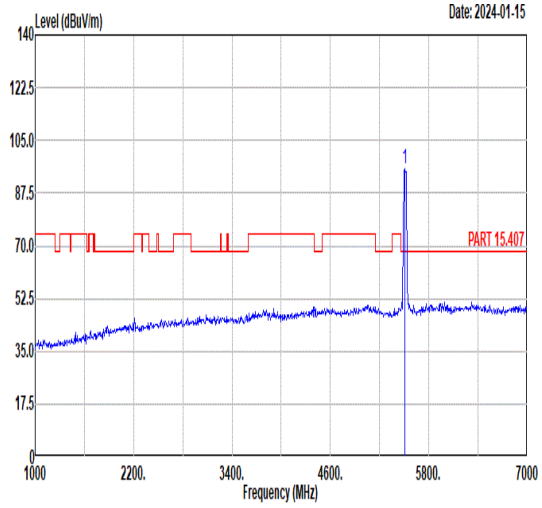 Freq Level Limit Line Margin Read Level Ant Factor Cable Loss Preamp Factor APos TPos Remark MHz dBuV/m dBuV/m dB dBuV dB/m dB dB cm deg 1 5510.00 95.40 ------ ------ 85.75 34.70 8.35 33.40 100 295 PEAK
Avg	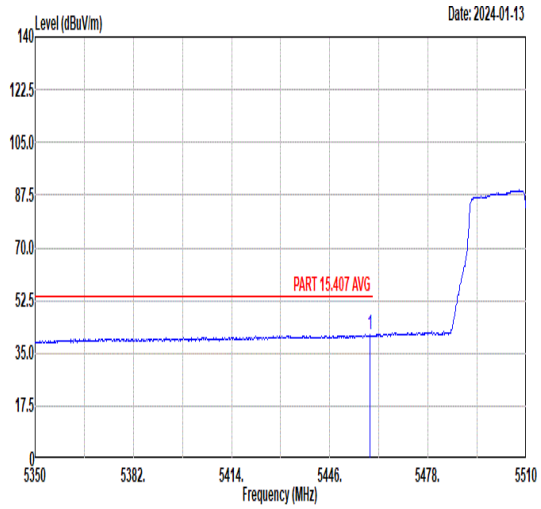 Freq Level Limit Line Margin Read Level Ant Factor Cable Loss Preamp Factor APos TPos Remark MHz dBuV/m dBuV/m dB dBuV dB/m dB dB cm deg 1 5459.12 41.15 54.00 -12.85 31.43 34.66 8.41 33.35 100 295 AVERAGE	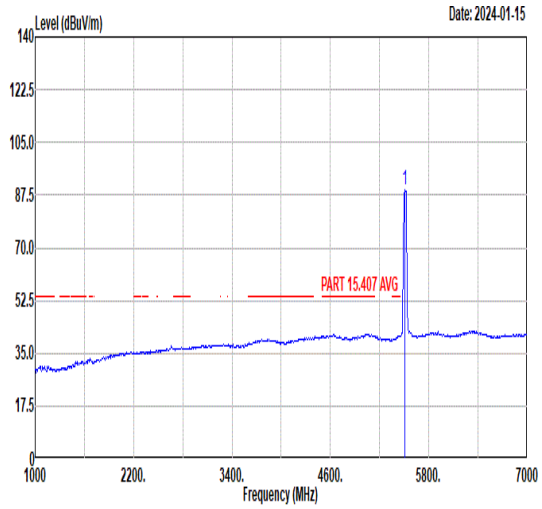 Freq Level Limit Line Margin Read Level Ant Factor Cable Loss Preamp Factor APos TPos Remark MHz dBuV/m dBuV/m dB dBuV dB/m dB dB cm deg 1 5510.00 89.15 ------ ------ 79.50 34.71 8.34 33.40 100 295 AVERAGE

Mode	23	
	Band Edge - R	
	U-NII-2C_5.47-5.725_802.11n HT40_CH102_5510MHz	
ANT	22	
Pol.	Horizontal	Fundamental
Peak	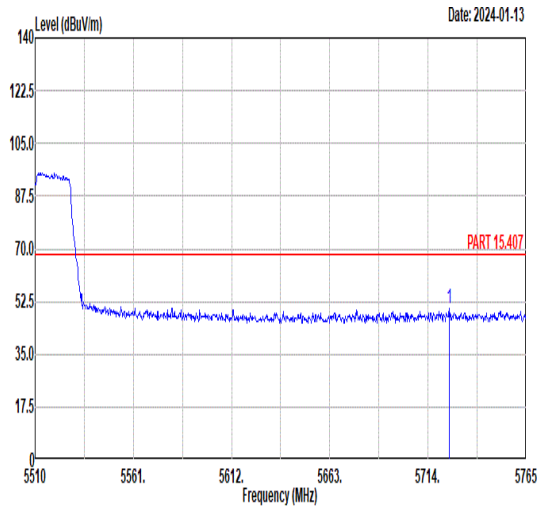 Freq Level Limit Line Margin Read Level Ant Factor Cable Loss Preamp Factor APos TPos Remark MHz dBuV/m dBuV/m dB dBuV dB/m dB dB cm deg 1 5725.22 50.44 68.30 -17.86 40.07 35.06 8.67 33.36 100 295 PEAK	Blank

Mode	23
	Band Edge - L
	U-NII-2C_5.47-5.725_802.11n HT40_CH102_5510MHz
ANT	22

Pol.	Vertical	Fundamental
Peak	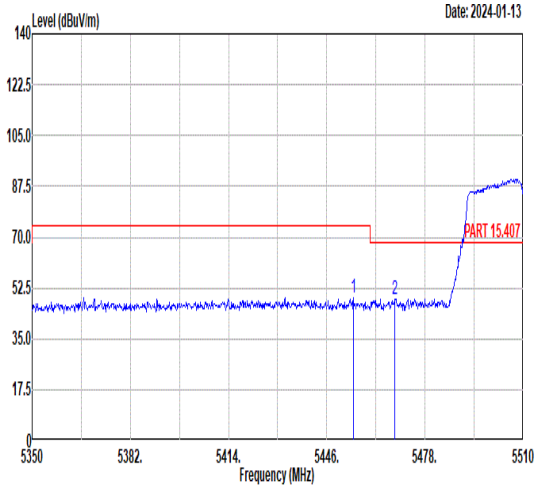 Freq Level Limit Line Margin Read Level Ant Factor Cable Loss Preamp Factor APos TPos Remark MHz dBuV/m dBuV/m dB dBuV dB/m dB dB cm deg 1 5454.64 49.28 74.00 -24.72 39.54 34.66 8.42 33.34 400 243 PEAK 2 5468.24 48.67 68.30 -19.63 38.96 34.67 8.40 33.36 400 243 PEAK	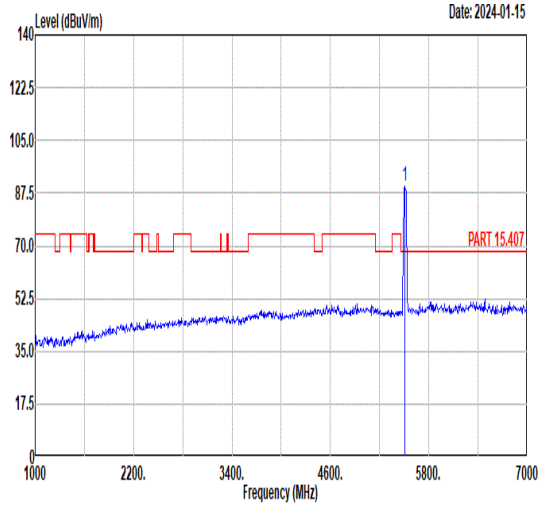 Freq Level Limit Line Margin Read Level Ant Factor Cable Loss Preamp Factor APos TPos Remark MHz dBuV/m dBuV/m dB dBuV dB/m dB dB cm deg 1 5510.00 89.96 ------ ------ 80.31 34.71 8.34 33.40 400 243 PEAK
Avg	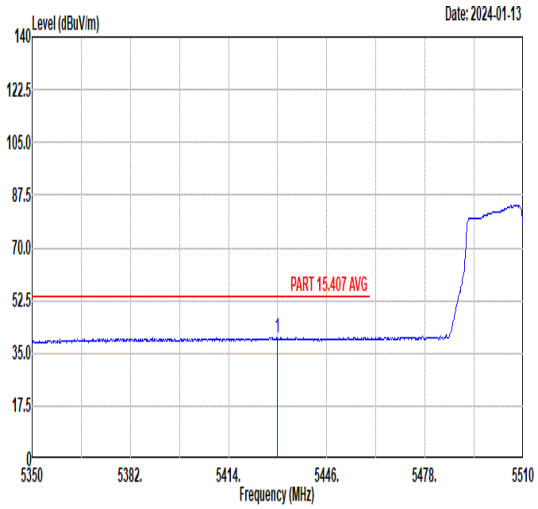 Freq Level Limit Line Margin Read Level Ant Factor Cable Loss Preamp Factor APos TPos Remark MHz dBuV/m dBuV/m dB dBuV dB/m dB dB cm deg 1 5429.84 40.35 54.00 -13.65 30.56 34.64 8.45 33.30 400 243 AVERAGE	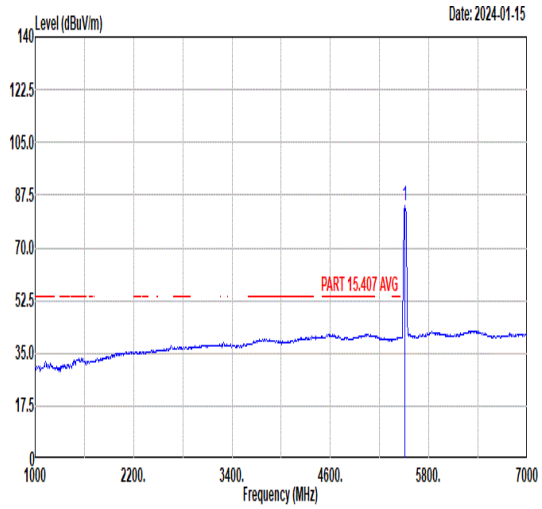 Freq Level Limit Line Margin Read Level Ant Factor Cable Loss Preamp Factor APos TPos Remark MHz dBuV/m dBuV/m dB dBuV dB/m dB dB cm deg 1 5510.00 84.22 ------ ------ 74.57 34.70 8.35 33.40 400 243 AVERAGE

Mode	23	
	Band Edge - R	
	U-NII-2C_5.47-5.725_802.11n HT40_CH102_5510MHz	
ANT	22	
Pol.	Vertical	Fundamental
Peak	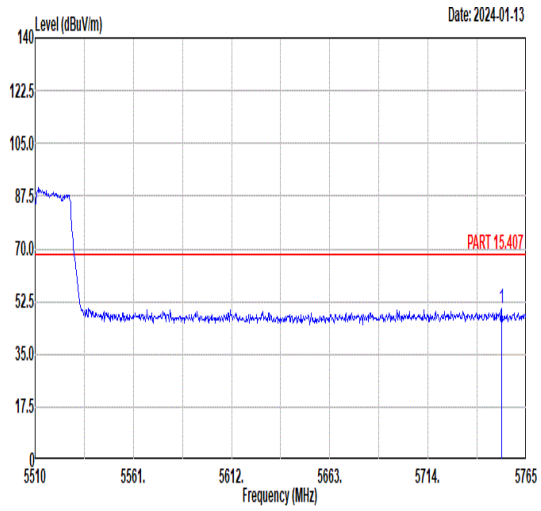 Freq Level Limit Line Margin Read Level Ant Factor Cable Loss Preamp Factor APos TPos Remark MHz dBuV/m dBuV/m dB dBuV dB/m dB dB cm deg 1 5752.25 50.19 68.30 -18.11 39.67 35.10 8.77 33.35 400 243 PEAK	Blank

Mode	24	
	Band Edge - L	
	U-NII-2C_5.47-5.725_802.11n HT40_CH134_5670MHz	
ANT	22	
Pol.	Horizontal	Fundamental
Peak	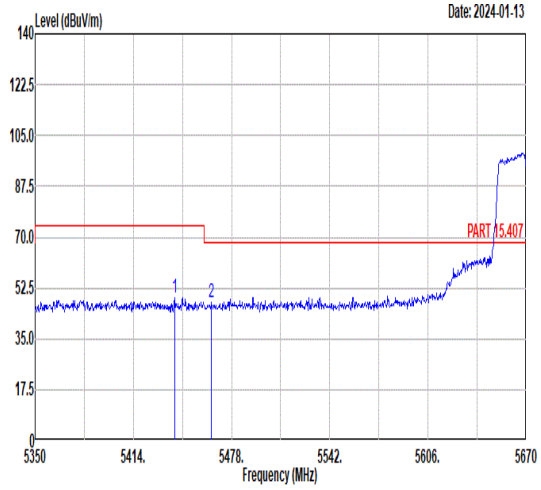 Freq Level Limit Line Margin Read Level Ant Factor Cable Loss Preamp Factor APos TPos Remark MHz dBuV/m dBuV/m dB dBuV dB/m dB dB cm deg 1 5440.88 49.03 74.00 -24.97 39.27 34.65 8.43 33.32 100 62 PEAK 2 5464.88 47.56 68.30 -20.74 37.85 34.67 8.40 33.36 100 62 PEAK	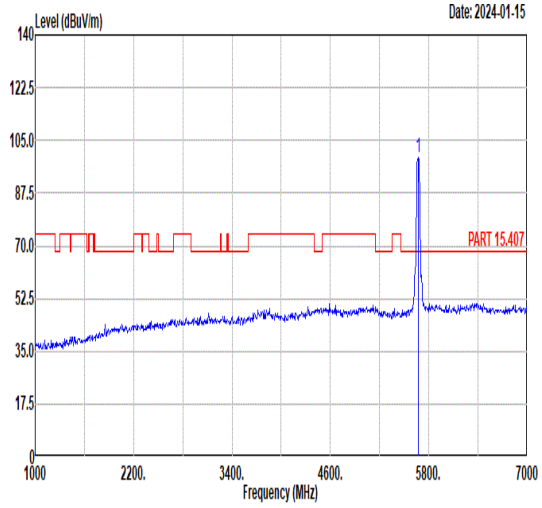 Freq Level Limit Line Margin Read Level Ant Factor Cable Loss Preamp Factor APos TPos Remark MHz dBuV/m dBuV/m dB dBuV dB/m dB dB cm deg 1 5670.00 99.44 ------ ------ 89.35 34.97 8.49 33.37 100 62 PEAK
Avg	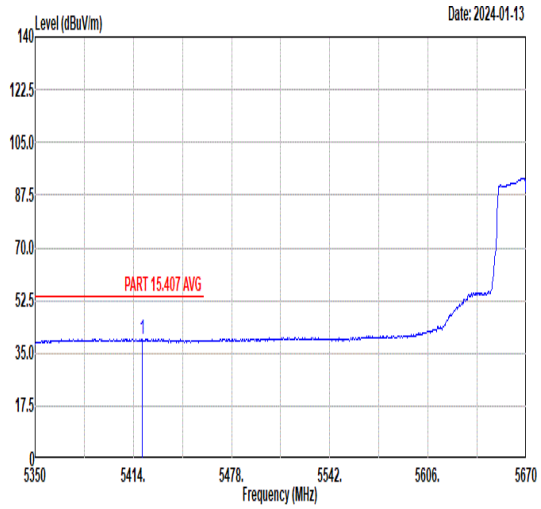 Freq Level Limit Line Margin Read Level Ant Factor Cable Loss Preamp Factor APos TPos Remark MHz dBuV/m dBuV/m dB dBuV dB/m dB dB cm deg 1 5419.76 39.82 54.00 -14.18 30.01 34.63 8.46 33.28 100 62 AVERAGE	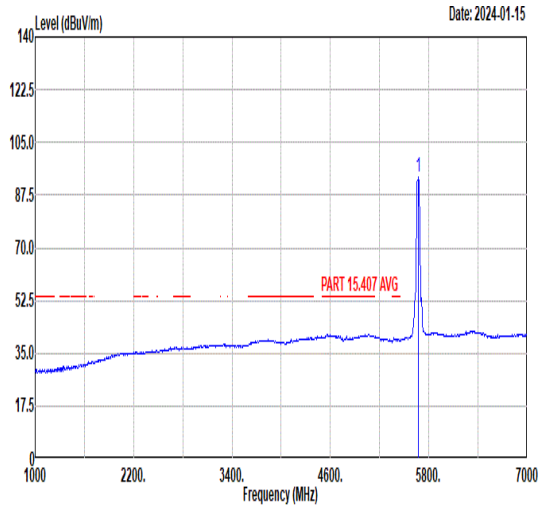 Freq Level Limit Line Margin Read Level Ant Factor Cable Loss Preamp Factor APos TPos Remark MHz dBuV/m dBuV/m dB dBuV dB/m dB dB cm deg 1 5670.00 93.48 ------ ------ 83.39 34.97 8.49 33.37 100 62 AVERAGE

Mode	24	
	Band Edge - R	
	U-NII-2C_5.47-5.725_802.11n HT40_CH134_5670MHz	
ANT	22	
Pol.	Horizontal	Fundamental
Peak	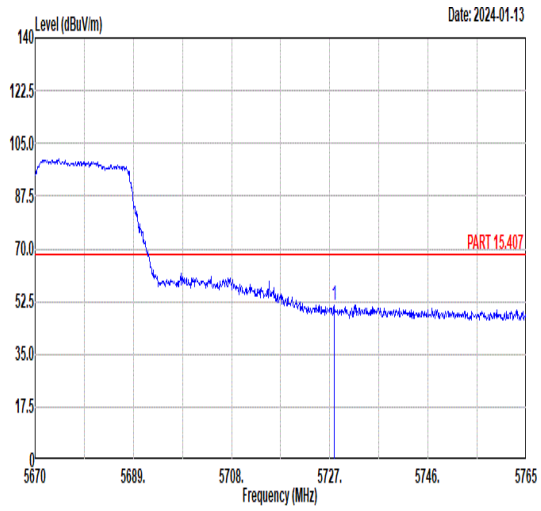 Freq Level Limit Line Margin Read Level Ant Factor Cable Loss Preamp Factor APos TPos Remark MHz dBuV/m dBuV/m dB dBuV dB/m dB dB cm deg 1 5727.86 51.28 68.30 -17.02 40.89 35.06 8.68 33.35 100 62 PEAK	Blank

Mode	24	
	Band Edge - L	
	U-NII-2C_5.47-5.725_802.11n HT40_CH134_5670MHz	
ANT	22	
Pol.	Vertical	Fundamental
Peak	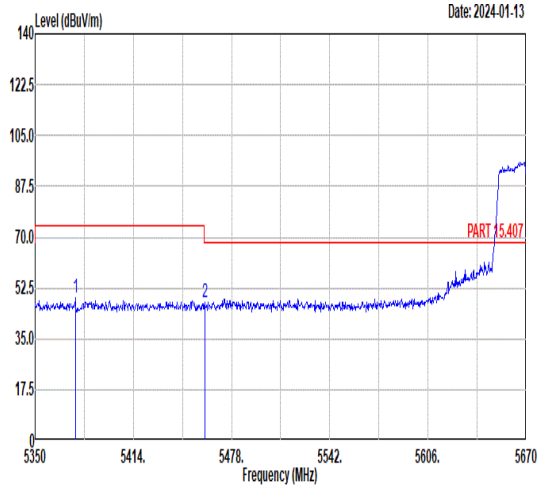 Freq Level Limit Line Margin Read Level Ant Factor Cable Loss Preamp Factor APos TPos Remark MHz dBuV/m dBuV/m dB dBuV dB/m dB dB cm deg 1 5376.24 49.03 74.00 -24.97 39.24 34.60 8.40 33.21 100 263 PEAK 2 5460.40 47.54 68.30 -20.76 37.81 34.67 8.41 33.35 100 263 PEAK	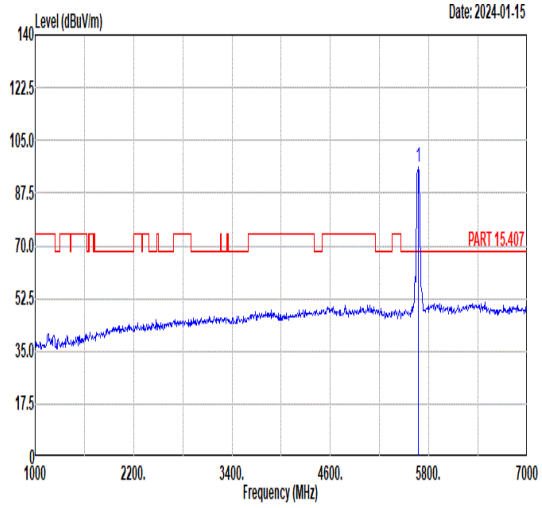 Freq Level Limit Line Margin Read Level Ant Factor Cable Loss Preamp Factor APos TPos Remark MHz dBuV/m dBuV/m dB dBuV dB/m dB dB cm deg 1 5670.00 96.17 ------ ------ 86.12 34.96 8.46 33.37 100 263 PEAK
Avg	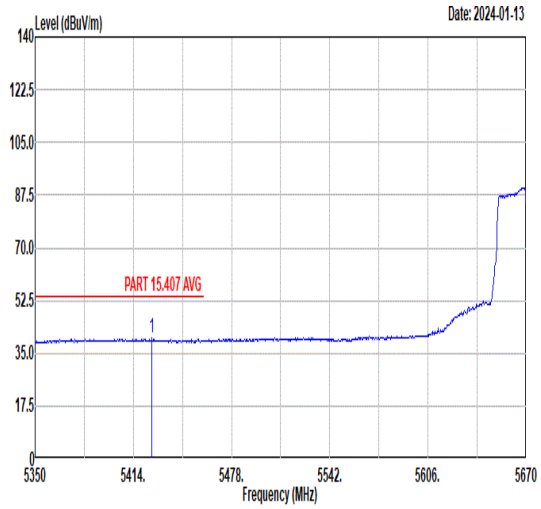 Freq Level Limit Line Margin Read Level Ant Factor Cable Loss Preamp Factor APos TPos Remark MHz dBuV/m dBuV/m dB dBuV dB/m dB dB cm deg 1 5426.16 39.90 54.00 -14.10 30.10 34.64 8.45 33.29 100 263 AVERAGE	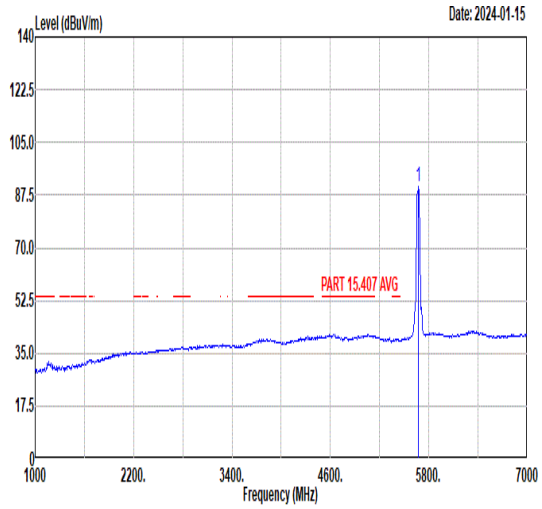 Freq Level Limit Line Margin Read Level Ant Factor Cable Loss Preamp Factor APos TPos Remark MHz dBuV/m dBuV/m dB dBuV dB/m dB dB cm deg 1 5670.00 90.34 ------ ------ 80.25 34.97 8.49 33.37 100 263 AVERAGE

Mode	24	
	Band Edge - R	
	U-NII-2C_5.47-5.725_802.11n HT40_CH134_5670MHz	
ANT	22	
Pol.	Vertical	Fundamental
Peak	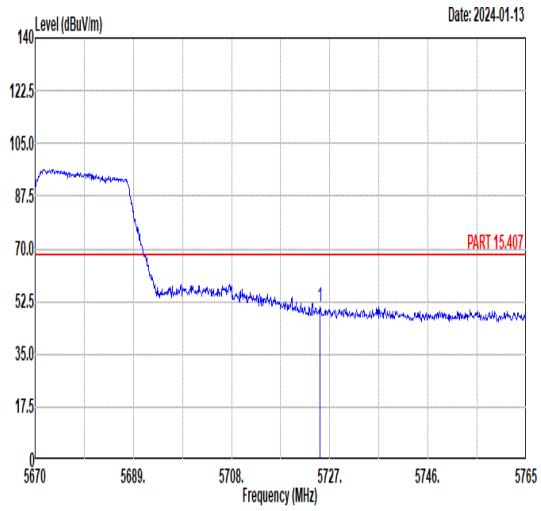 Freq Level Limit Line Margin Read Level Ant Factor Cable Loss Preamp Factor APos TPos Remark MHz dBuV/m dBuV/m dB dBuV dB/m dB dB cm deg 1 5725.10 50.60 68.30 -17.70 40.23 35.06 8.67 33.36 100 263 PEAK	Blank

Mode	25	
	Band Edge - L	
	U-NII-1_5.15-5.25_802.11ac VHT80_CH42_5210MHz	
ANT	22	
Pol.	Horizontal	Fundamental
Peak	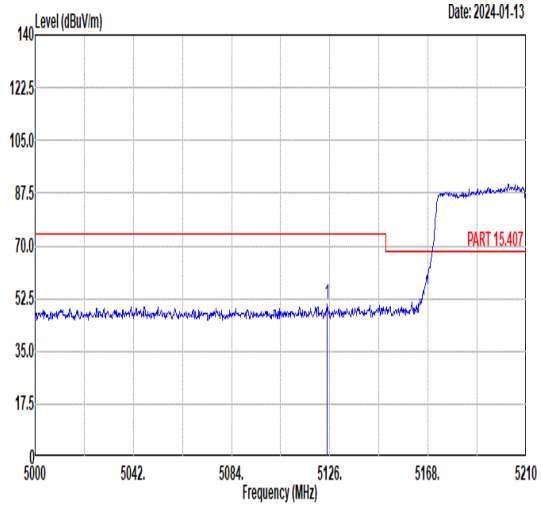 Freq Level Limit Line Margin Read Level Ant Factor Cable Loss Preamp Factor APos TPos Remark MHz dBuV/m dBuV/m dB dBuV dB/m dB dB cm deg 1 5124.74 50.67 74.00 -23.33 41.18 34.40 7.90 32.81 121 71 PEAK	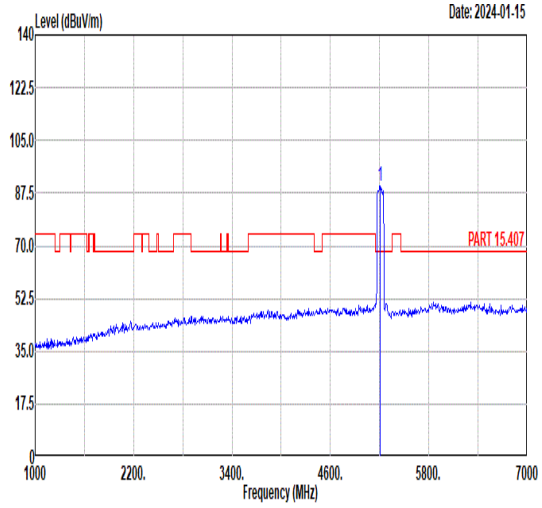 Freq Level Limit Line Margin Read Level Ant Factor Cable Loss Preamp Factor APos TPos Remark MHz dBuV/m dBuV/m dB dBuV dB/m dB dB cm deg 1 5210.00 89.86 ------ ------ 80.37 34.47 7.96 32.94 121 71 PEAK
Avg	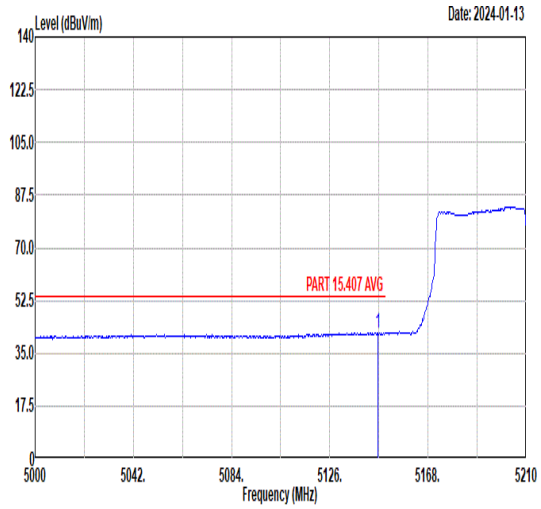 Freq Level Limit Line Margin Read Level Ant Factor Cable Loss Preamp Factor APos TPos Remark MHz dBuV/m dBuV/m dB dBuV dB/m dB dB cm deg 1 5146.58 41.86 54.00 -12.14 32.36 34.42 7.92 32.84 121 71 AVERAGE	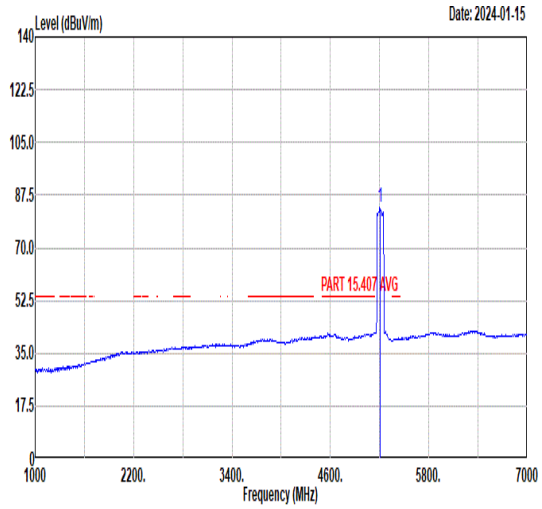 Freq Level Limit Line Margin Read Level Ant Factor Cable Loss Preamp Factor APos TPos Remark MHz dBuV/m dBuV/m dB dBuV dB/m dB dB cm deg 1 5210.00 83.32 ------ ------ 73.84 34.46 7.95 32.93 121 71 AVERAGE

Mode	25	
	Band Edge - R	
	U-NII-1_5.15-5.25_802.11ac VHT80_CH42_5210MHz	
ANT	22	
Pol.	Horizontal	Fundamental
Peak	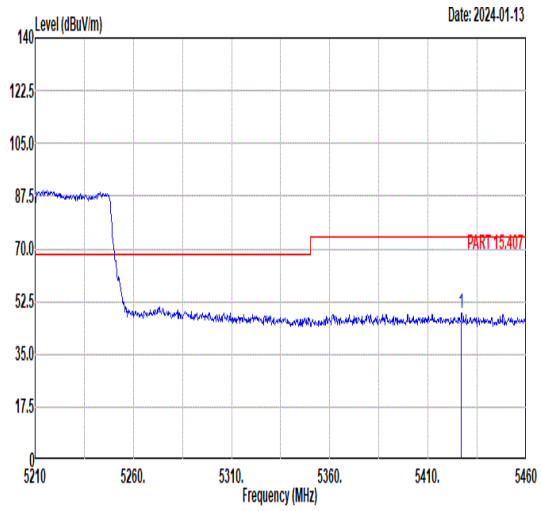 Freq Level Limit Line Margin Read Level Ant Factor Cable Loss Preamp Factor APos TPos Remark MHz dBuV/m dBuV/m dB dBuV dB/m dB dB cm deg 1 5427.00 48.72 74.00 -25.28 38.92 34.64 8.45 33.29 121 71 PEAK	Blank
Avg	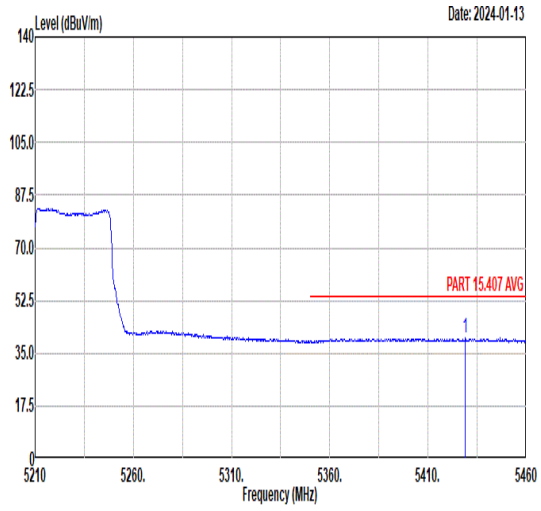 Freq Level Limit Line Margin Read Level Ant Factor Cable Loss Preamp Factor APos TPos Remark MHz dBuV/m dBuV/m dB dBuV dB/m dB dB cm deg 1 5429.00 40.06 54.00 -13.94 30.27 34.64 8.45 33.30 121 71 AVERAGE	Blank

Mode	25	
	Band Edge - L	
	U-NII-1_5.15-5.25_802.11ac VHT80_CH42_5210MHz	
ANT	22	
Pol.	Vertical	Fundamental
Peak	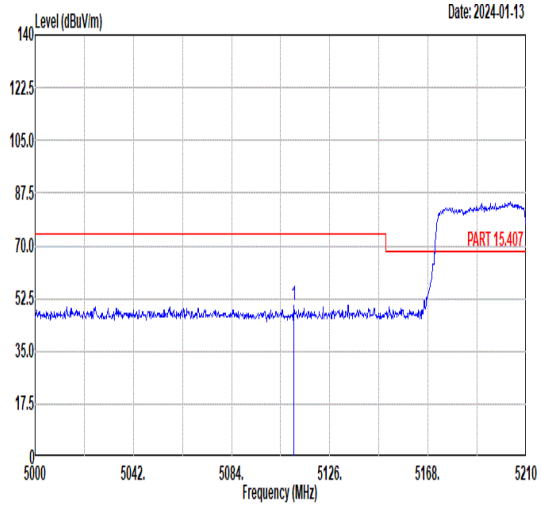 Freq Level Limit Line Margin Read Level Ant Factor Cable Loss Preamp Factor APos TPos Remark MHz dBuV/m dBuV/m dB dBuV dB/m dB dB cm deg 1 5110.67 50.37 74.00 -23.63 40.87 34.39 7.89 32.78 100 225 PEAK	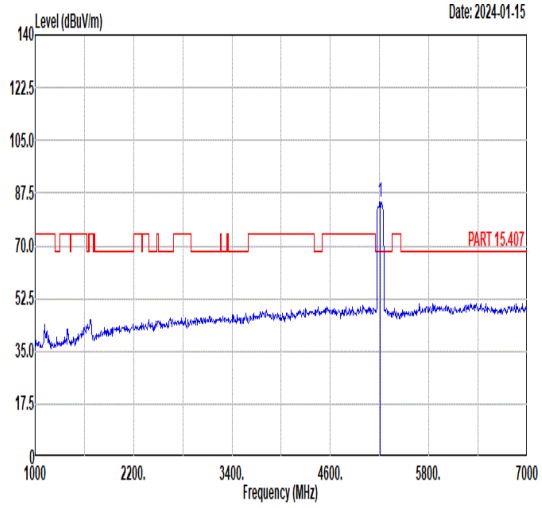 Freq Level Limit Line Margin Read Level Ant Factor Cable Loss Preamp Factor APos TPos Remark MHz dBuV/m dBuV/m dB dBuV dB/m dB dB cm deg 1 5210.00 84.75 ------ ------ 75.26 34.47 7.96 32.94 100 225 PEAK
Avg	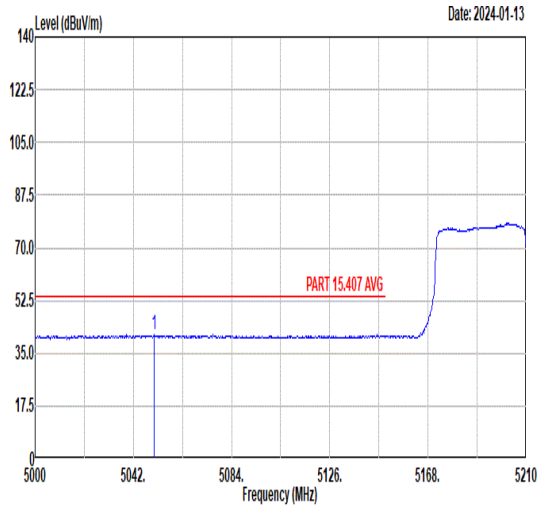 Freq Level Limit Line Margin Read Level Ant Factor Cable Loss Preamp Factor APos TPos Remark MHz dBuV/m dBuV/m dB dBuV dB/m dB dB cm deg 1 5050.82 41.14 54.00 -12.86 31.64 34.34 7.85 32.69 100 225 AVERAGE	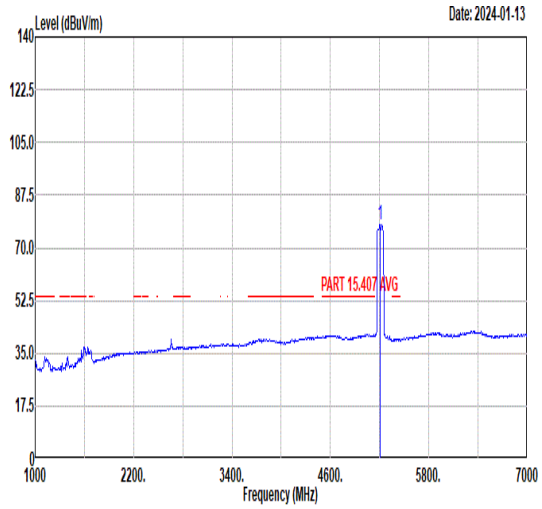 Freq Level Limit Line Margin Read Level Ant Factor Cable Loss Preamp Factor APos TPos Remark MHz dBuV/m dBuV/m dB dBuV dB/m dB dB cm deg 1 5210.00 77.72 ------ ------ 68.23 34.47 7.96 32.94 100 225 AVERAGE

Mode	25	
	Band Edge - R	
	U-NII-1_5.15-5.25_802.11ac VHT80_CH42_5210MHz	
ANT	22	
Pol.	Vertical	Fundamental
Peak	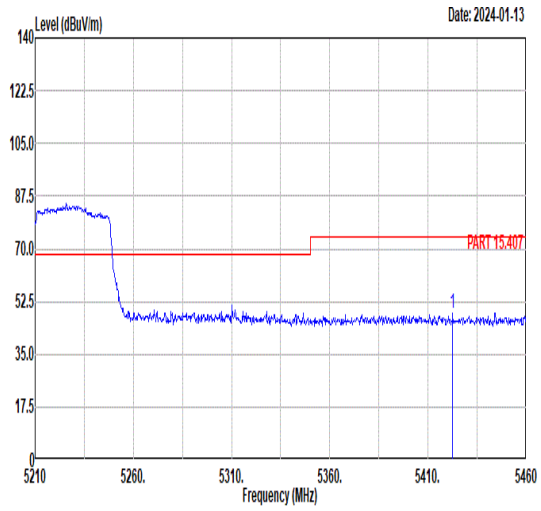 Freq Level Limit Line Margin Read Level Ant Factor Cable Loss Preamp Factor APos TPos Remark MHz dBuV/m dBuV/m dB dBuV dB/m dB dB cm deg 1 5422.50 48.41 74.00 -25.59 38.60 34.64 8.46 33.29 100 225 PEAK	Blank
Avg	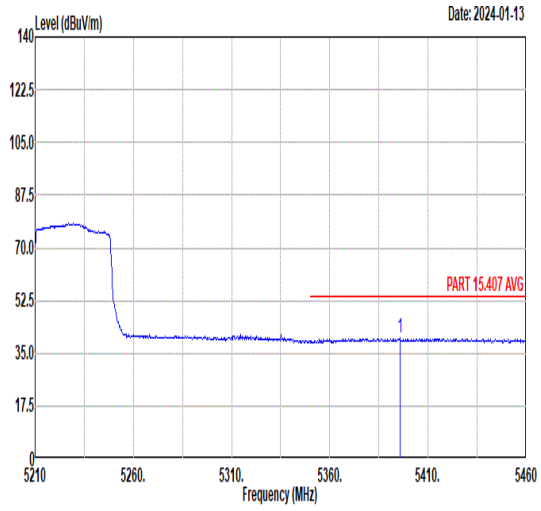 Freq Level Limit Line Margin Read Level Ant Factor Cable Loss Preamp Factor APos TPos Remark MHz dBuV/m dBuV/m dB dBuV dB/m dB dB cm deg 1 5395.75 39.89 54.00 -14.11 30.07 34.61 8.45 33.24 100 225 AVERAGE	Blank

Mode	26	
	Band Edge - L	
	U-NII-2A_5.25-5.35_802.11ac VHT80_CH58_5290MHz	
ANT	22	
Pol.	Horizontal	Fundamental
Peak	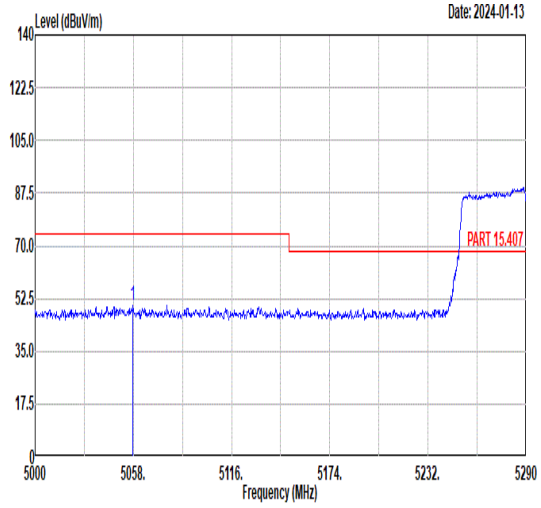 Freq Level Limit Line Margin Read Level Ant Factor Cable Loss Preamp Factor APos TPos Remark MHz dBuV/m dBuV/m dB dBuV dB/m dB dB cm deg 1 5057.71 50.15 74.00 -23.85 40.64 34.35 7.86 32.70 121 88 PEAK	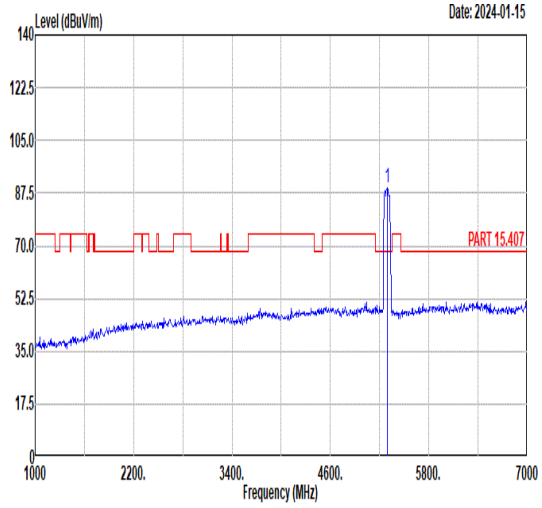 Freq Level Limit Line Margin Read Level Ant Factor Cable Loss Preamp Factor APos TPos Remark MHz dBuV/m dBuV/m dB dBuV dB/m dB dB cm deg 1 5290.00 89.33 ------ ------ 79.69 34.54 8.18 33.08 121 88 PEAK
Avg	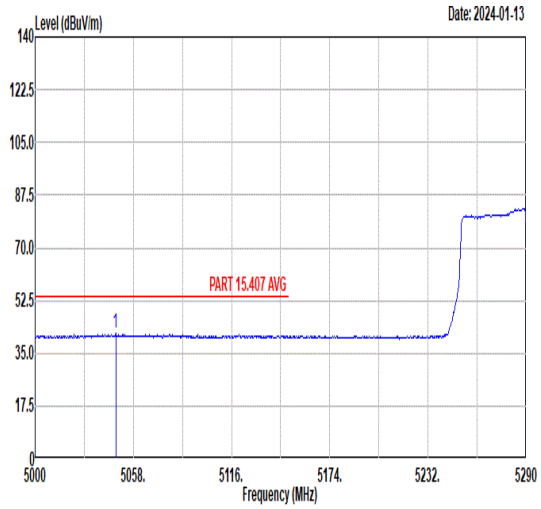 Freq Level Limit Line Margin Read Level Ant Factor Cable Loss Preamp Factor APos TPos Remark MHz dBuV/m dBuV/m dB dBuV dB/m dB dB cm deg 1 5047.56 41.48 54.00 -12.52 31.97 34.34 7.85 32.68 121 88 AVERAGE	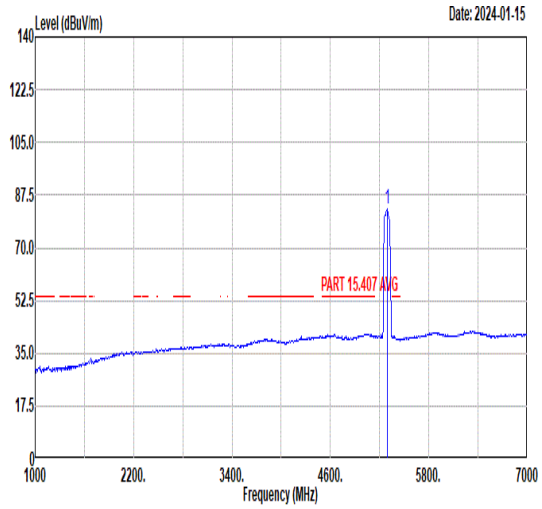 Freq Level Limit Line Margin Read Level Ant Factor Cable Loss Preamp Factor APos TPos Remark MHz dBuV/m dBuV/m dB dBuV dB/m dB dB cm deg 1 5290.00 82.86 ------ ------ 73.23 34.53 8.17 33.07 121 88 AVERAGE

Mode	26	
	Band Edge - R	
	U-NII-2A_5.25-5.35_802.11ac VHT80_CH58_5290MHz	
ANT	22	
Pol.	Horizontal	Fundamental
Peak	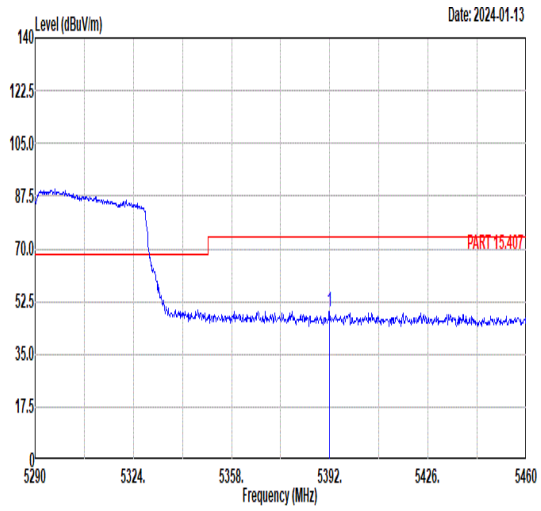 Freq Level Limit Line Margin Read Level Ant Factor Cable Loss Preamp Factor APos TPos Remark MHz dBuV/m dBuV/m dB dBuV dB/m dB dB cm deg 1 5391.83 49.27 74.00 -24.73 39.46 34.61 8.44 33.24 121 88 PEAK	Blank
Avg	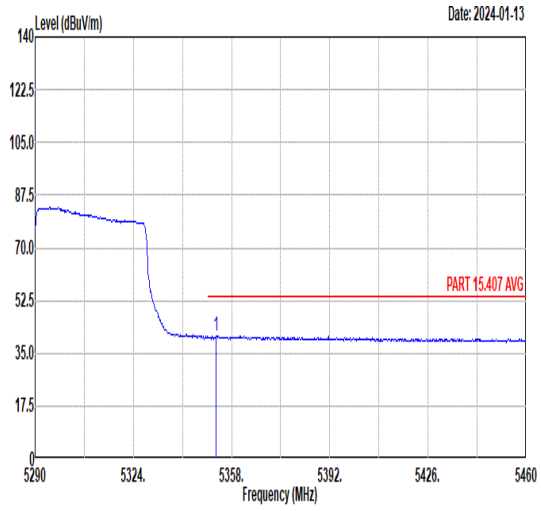 Freq Level Limit Line Margin Read Level Ant Factor Cable Loss Preamp Factor APos TPos Remark MHz dBuV/m dBuV/m dB dBuV dB/m dB dB cm deg 1 5352.56 40.58 54.00 -13.42 30.84 34.58 8.33 33.17 121 88 AVERAGE	Blank

Mode	26	
	Band Edge - L	
	U-NII-2A_5.25-5.35_802.11ac VHT80_CH58_5290MHz	
ANT	22	
Pol.	Vertical	Fundamental
Peak	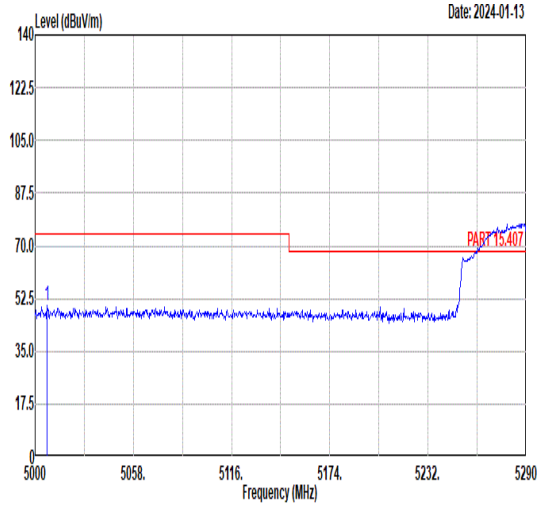 Freq Level Limit Line Margin Read Level Ant Factor Cable Loss Preamp Factor APos TPos Remark MHz dBuV/m dBuV/m dB dBuV dB/m dB dB cm deg 1 5007.25 50.34 74.00 -23.66 40.81 34.31 7.83 32.61 339 360 PEAK	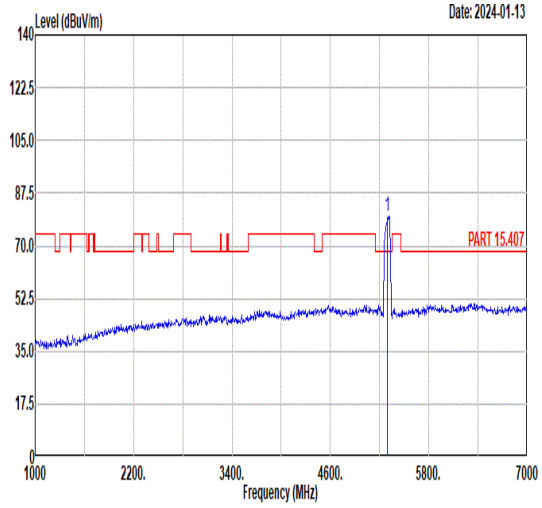 Freq Level Limit Line Margin Read Level Ant Factor Cable Loss Preamp Factor APos TPos Remark MHz dBuV/m dBuV/m dB dBuV dB/m dB dB cm deg 1 5290.00 80.00 68.30 11.70 70.33 34.55 8.22 33.10 339 360 PEAK
Avg	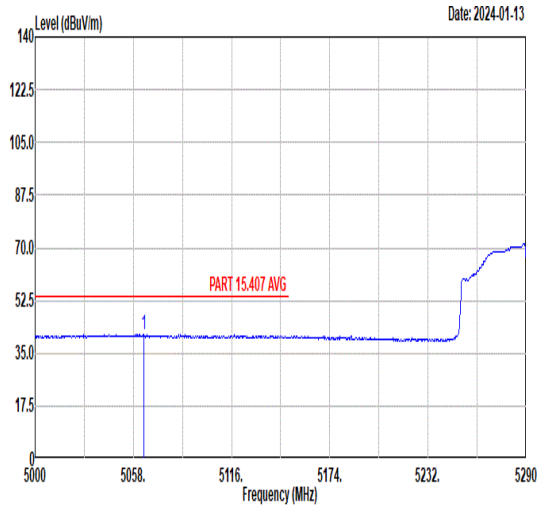 Freq Level Limit Line Margin Read Level Ant Factor Cable Loss Preamp Factor APos TPos Remark MHz dBuV/m dBuV/m dB dBuV dB/m dB dB cm deg 1 5064.09 41.39 54.00 -12.61 31.89 34.35 7.86 32.71 339 360 AVERAGE	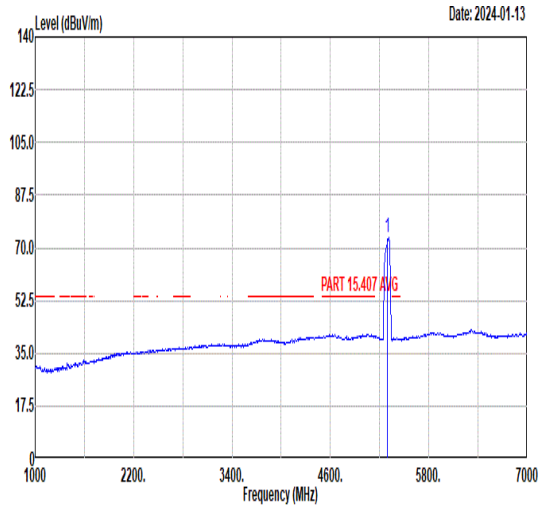 Freq Level Limit Line Margin Read Level Ant Factor Cable Loss Preamp Factor APos TPos Remark MHz dBuV/m dBuV/m dB dBuV dB/m dB dB cm deg 1 5290.00 73.20 ------ ------ 63.53 34.55 8.23 33.11 339 360 AVERAGE

Mode	26	
	Band Edge - R	
	U-NII-2A_5.25-5.35_802.11ac VHT80_CH58_5290MHz	
ANT	22	
Pol.	Vertical	Fundamental
Peak	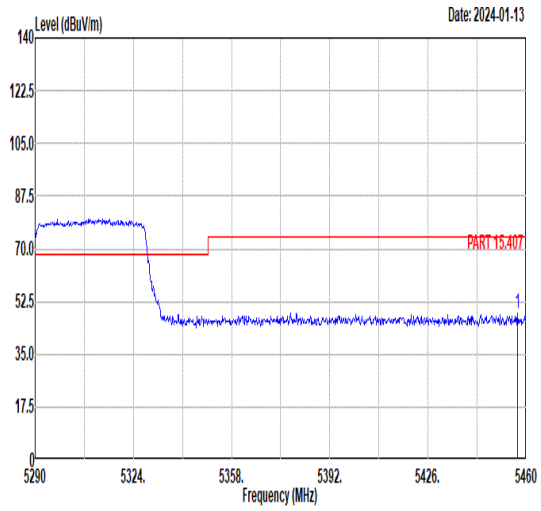 Freq Level Limit Line Margin Read Level Ant Factor Cable Loss Preamp Factor APos TPos Remark MHz dBuV/m dBuV/m dB dBuV dB/m dB dB cm deg 1 5456.94 48.74 74.00 -25.26 39.01 34.66 8.41 33.34 339 360 PEAK	Blank
Avg	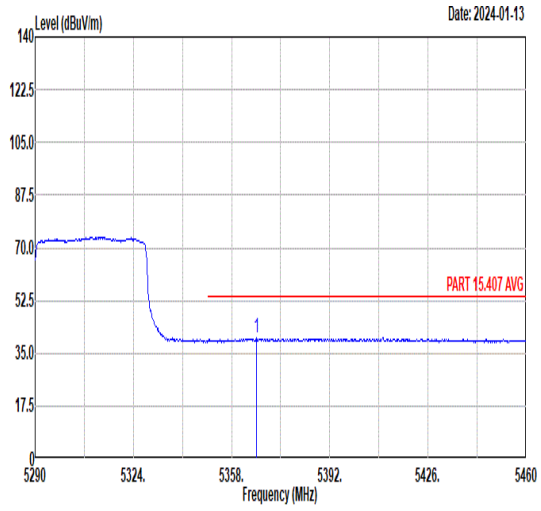 Freq Level Limit Line Margin Read Level Ant Factor Cable Loss Preamp Factor APos TPos Remark MHz dBuV/m dBuV/m dB dBuV dB/m dB dB cm deg 1 5366.50 40.02 54.00 -13.98 30.26 34.59 8.37 33.20 339 360 AVERAGE	Blank

Mode	27
	Band Edge - L
	U-NII-2C_5.47-5.725_802.11ac VHT80_CH106_5530MHz
ANT	22

Pol.	Horizontal	Fundamental
Peak	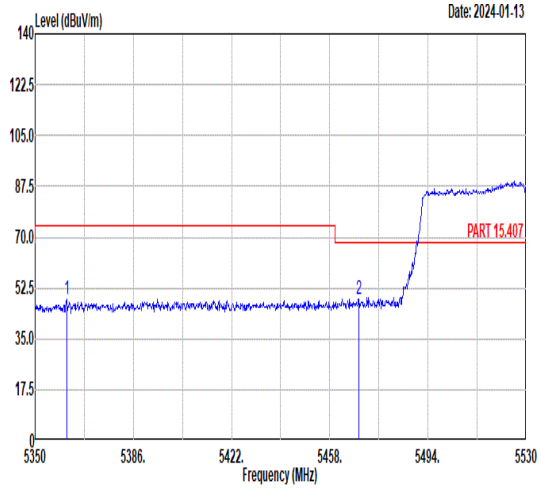 Freq Level Limit Line Margin Read Level Ant Factor Cable Loss Preamp Factor APos TPos Remark MHz dBuV/m dBuV/m dB dBuV dB/m dB dB cm deg 1 5361.52 48.53 74.00 -25.47 38.77 34.59 8.36 33.19 106 60 PEAK 2 5468.62 48.76 68.30 -19.54 39.05 34.67 8.40 33.36 106 60 PEAK	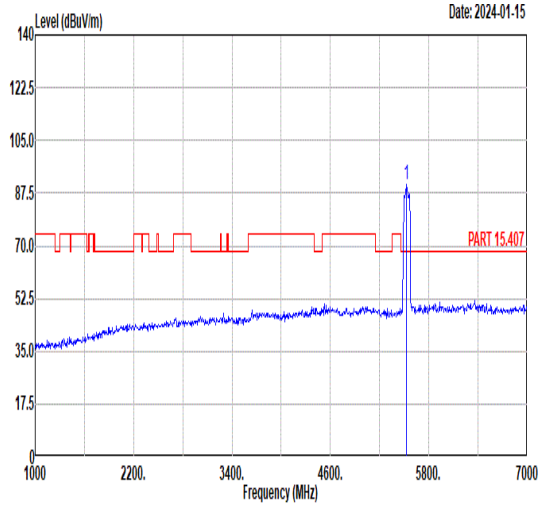 Freq Level Limit Line Margin Read Level Ant Factor Cable Loss Preamp Factor APos TPos Remark MHz dBuV/m dBuV/m dB dBuV dB/m dB dB cm deg 1 5530.00 90.34 ------ ------ 80.68 34.73 8.32 33.39 106 60 PEAK
Avg	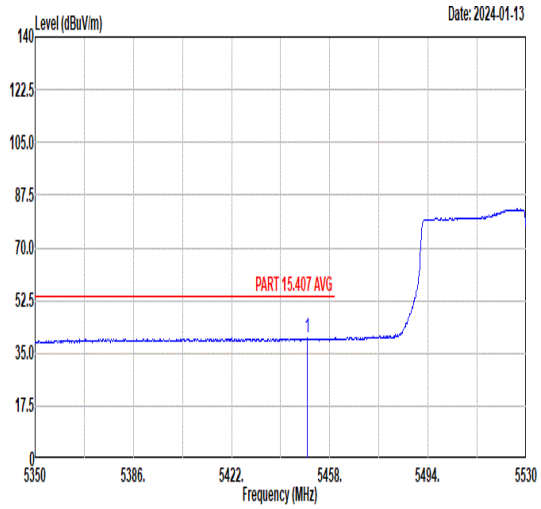 Freq Level Limit Line Margin Read Level Ant Factor Cable Loss Preamp Factor APos TPos Remark MHz dBuV/m dBuV/m dB dBuV dB/m dB dB cm deg 1 5449.72 40.25 54.00 -13.75 30.50 34.66 8.42 33.33 106 60 AVERAGE	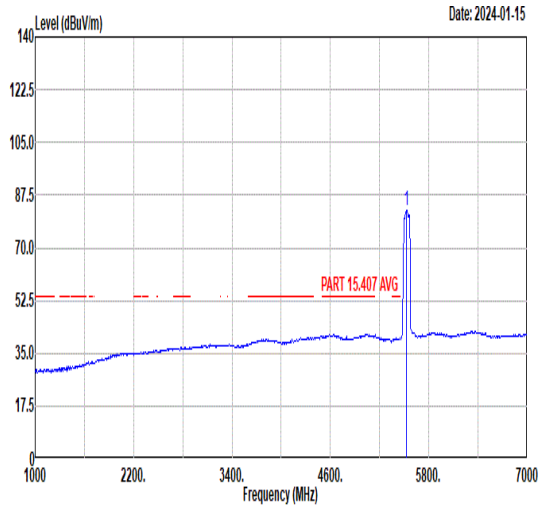 Freq Level Limit Line Margin Read Level Ant Factor Cable Loss Preamp Factor APos TPos Remark MHz dBuV/m dBuV/m dB dBuV dB/m dB dB cm deg 1 5530.00 82.53 ------ ------ 72.86 34.74 8.32 33.39 106 60 AVERAGE

Mode	27	
	Band Edge - R	
	U-NII-2C_5.47-5.725_802.11ac VHT80_CH106_5530MHz	
ANT	22	
Pol.	Horizontal	Fundamental
Peak	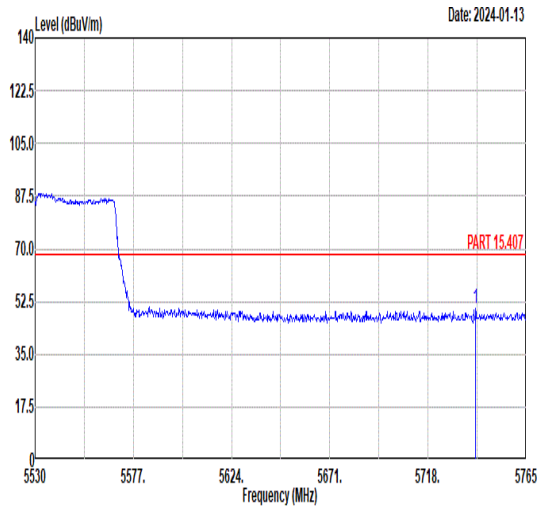 Freq Level Limit Line Margin Read Level Ant Factor Cable Loss Preamp Factor APos TPos Remark MHz dBuV/m dBuV/m dB dBuV dB/m dB dB cm deg 1 5740.80 50.21 68.30 -18.09 39.75 35.08 8.73 33.35 106 60 PEAK	Blank

Mode	27
	Band Edge - L
	U-NII-2C_5.47-5.725_802.11ac VHT80_CH106_5530MHz
ANT	22

Pol.	Vertical	Fundamental
Peak	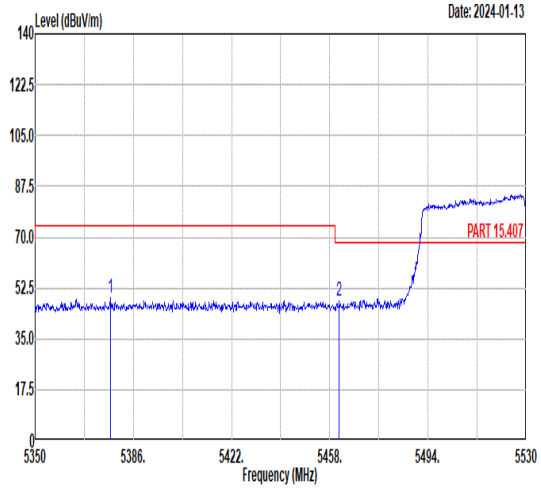 Freq Level Limit Line Margin Read Level Ant Factor Cable Loss Preamp Factor APos TPos Remark MHz dBuV/m dBuV/m dB dBuV dB/m dB dB cm deg 1 5377.54 49.07 74.00 -24.93 39.28 34.60 8.40 33.21 338 336 PEAK 2 5461.42 47.90 68.30 -20.40 38.17 34.67 8.41 33.35 338 336 PEAK	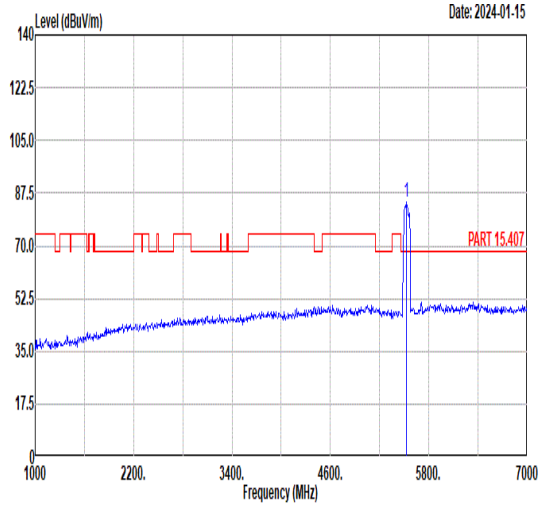 Freq Level Limit Line Margin Read Level Ant Factor Cable Loss Preamp Factor APos TPos Remark MHz dBuV/m dBuV/m dB dBuV dB/m dB dB cm deg 1 5530.00 84.52 ------ ------ 74.86 34.73 8.32 33.39 338 336 PEAK
Avg	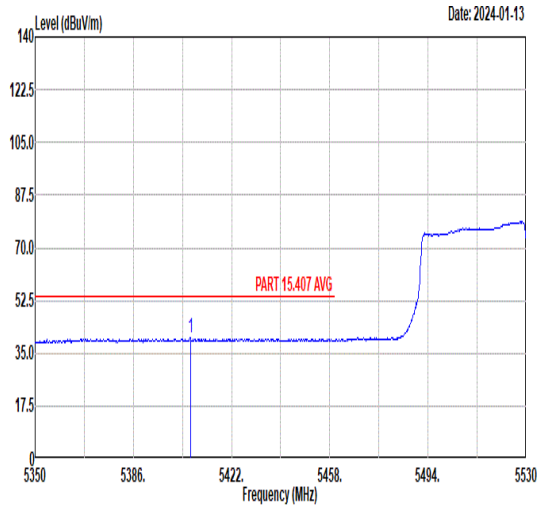 Freq Level Limit Line Margin Read Level Ant Factor Cable Loss Preamp Factor APos TPos Remark MHz dBuV/m dBuV/m dB dBuV dB/m dB dB cm deg 1 5406.88 39.96 54.00 -14.04 30.12 34.62 8.48 33.26 338 336 AVERAGE	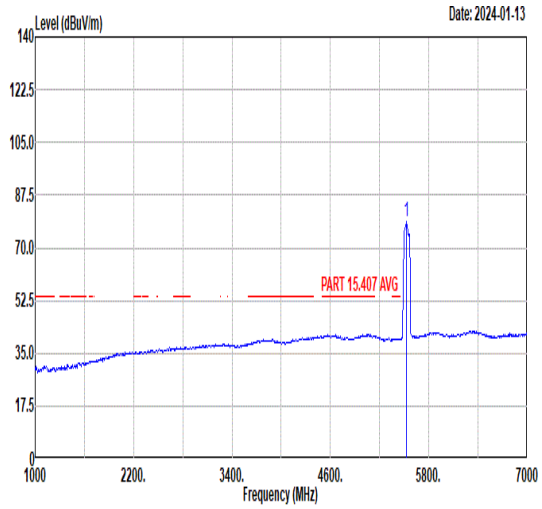 Freq Level Limit Line Margin Read Level Ant Factor Cable Loss Preamp Factor APos TPos Remark MHz dBuV/m dBuV/m dB dBuV dB/m dB dB cm deg 1 5530.00 78.48 ------ ------ 68.81 34.74 8.32 33.39 338 336 AVERAGE

Mode	27	
	Band Edge - R	
	U-NII-2C_5.47-5.725_802.11ac VHT80_CH106_5530MHz	
ANT	22	
Pol.	Vertical	Fundamental
Peak	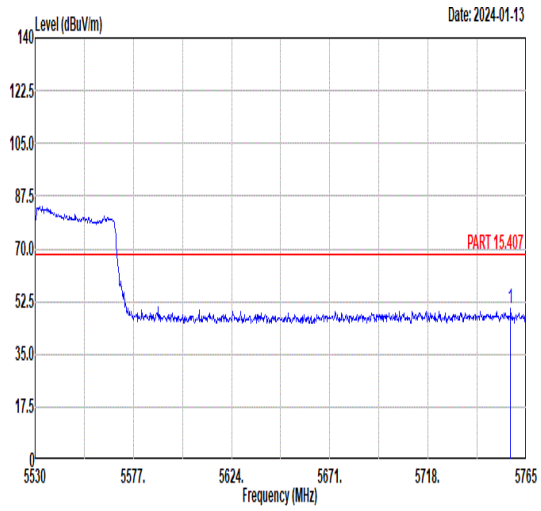 Freq Level Limit Line Margin Read Level Ant Factor Cable Loss Preamp Factor APos TPos Remark MHz dBuV/m dBuV/m dB dBuV dB/m dB dB cm deg 1 5757.48 50.25 68.30 -18.05 39.70 35.11 8.79 33.35 338 336 PEAK	Blank

Mode	28	
	Band Edge - L	
	U-NII-2C_5.47-5.725_802.11ac VHT80_CH122_5610MHz	
ANT	22	
Pol.	Horizontal	Fundamental
Peak	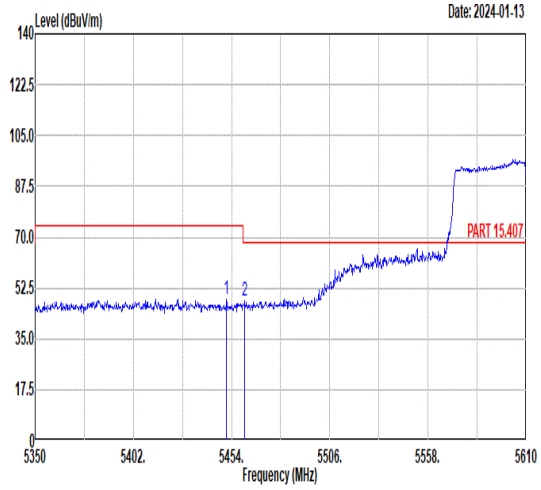 Freq Level Limit Line Margin Read Level Ant Factor Cable Loss Preamp Factor APos TPos Remark MHz dBuV/m dBuV/m dB dBuV dB/m dB dB cm deg 1 5451.40 48.71 74.00 -25.29 38.96 34.66 8.42 33.33 100 58 PEAK 2 5461.02 47.82 68.30 -20.48 38.09 34.67 8.41 33.35 100 58 PEAK	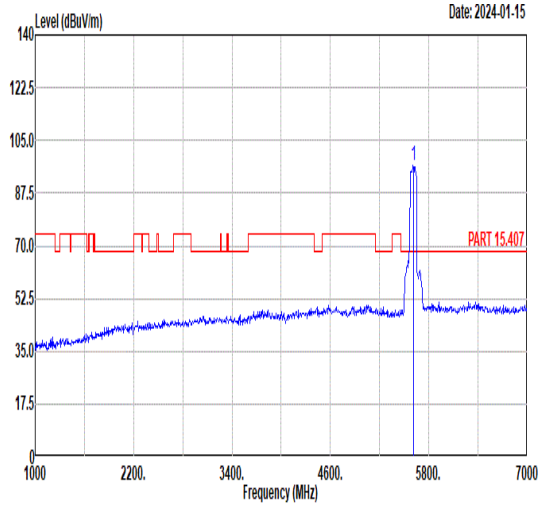 Freq Level Limit Line Margin Read Level Ant Factor Cable Loss Preamp Factor APos TPos Remark MHz dBuV/m dBuV/m dB dBuV dB/m dB dB cm deg 1 5610.00 96.75 ------ ------ 87.02 34.87 8.24 33.38 100 58 PEAK
Avg	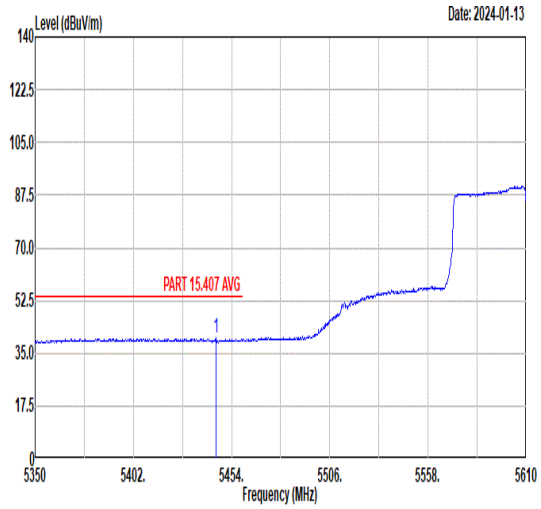 Freq Level Limit Line Margin Read Level Ant Factor Cable Loss Preamp Factor APos TPos Remark MHz dBuV/m dBuV/m dB dBuV dB/m dB dB cm deg 1 5445.68 40.02 54.00 -13.98 30.26 34.65 8.43 33.32 100 58 AVERAGE	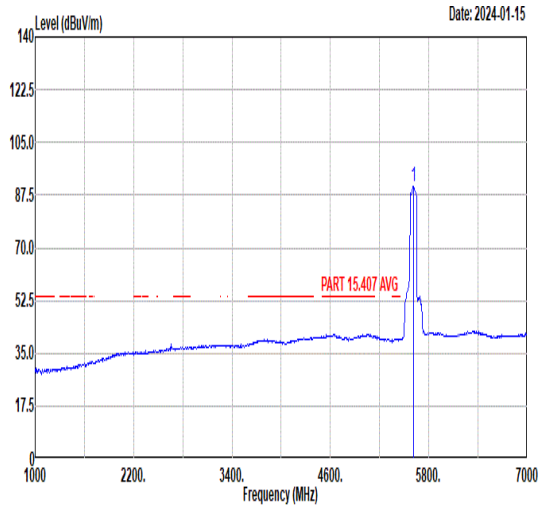 Freq Level Limit Line Margin Read Level Ant Factor Cable Loss Preamp Factor APos TPos Remark MHz dBuV/m dBuV/m dB dBuV dB/m dB dB cm deg 1 5610.00 90.16 ------ ------ 80.43 34.87 8.24 33.38 100 58 AVERAGE

Mode	28	
	Band Edge - R	
	U-NII-2C_5.47-5.725_802.11ac VHT80_CH122_5610MHz	
ANT	22	
Pol.	Horizontal	Fundamental
Peak	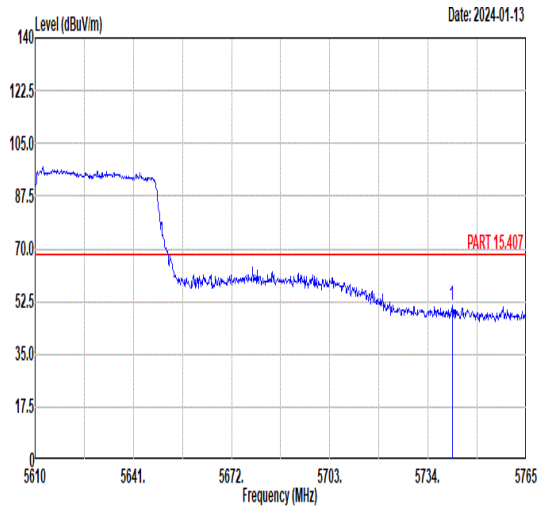 Freq Level Limit Line Margin Read Level Ant Factor Cable Loss Preamp Factor APos TPos Remark MHz dBuV/m dBuV/m dB dBuV dB/m dB dB cm deg 1 5741.60 51.15 68.30 -17.15 40.68 35.08 8.74 33.35 100 58 PEAK	Blank

Mode	28	
	Band Edge - L	
	U-NII-2C_5.47-5.725_802.11ac VHT80_CH122_5610MHz	
ANT	22	
Pol.	Vertical	Fundamental
Peak	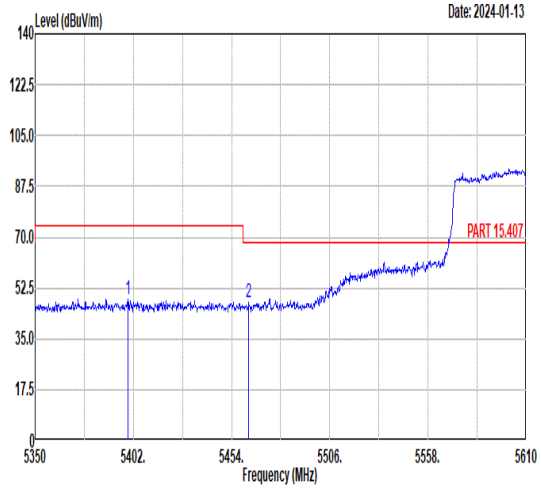 Freq Level Limit Line Margin Read Level Ant Factor Cable Loss Preamp Factor APos TPos Remark MHz dBuV/m dBuV/m dB dBuV dB/m dB dB cm deg 1 5399.14 48.44 74.00 -25.56 38.61 34.62 8.46 33.25 102 264 PEAK 2 5463.10 47.56 68.30 -20.74 37.83 34.67 8.41 33.35 102 264 PEAK	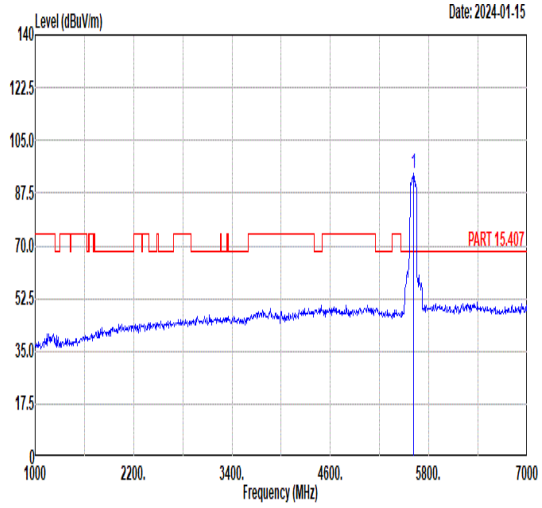 Freq Level Limit Line Margin Read Level Ant Factor Cable Loss Preamp Factor APos TPos Remark MHz dBuV/m dBuV/m dB dBuV dB/m dB dB cm deg 1 5610.00 94.28 ------ ------ 84.52 34.88 8.26 33.38 102 264 PEAK
Avg	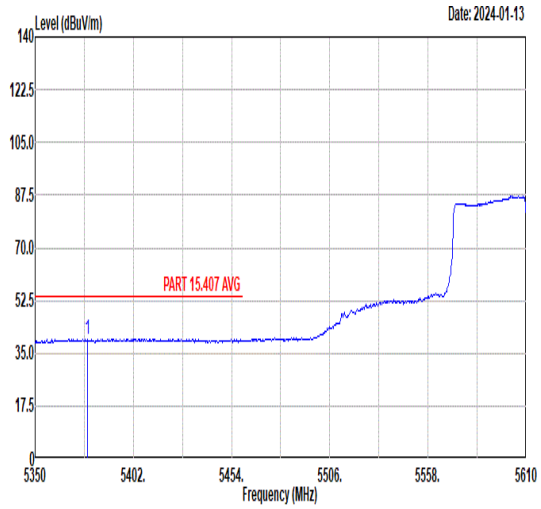 Freq Level Limit Line Margin Read Level Ant Factor Cable Loss Preamp Factor APos TPos Remark MHz dBuV/m dBuV/m dB dBuV dB/m dB dB cm deg 1 5377.82 39.74 54.00 -14.26 29.96 34.60 8.40 33.22 102 264 AVERAGE	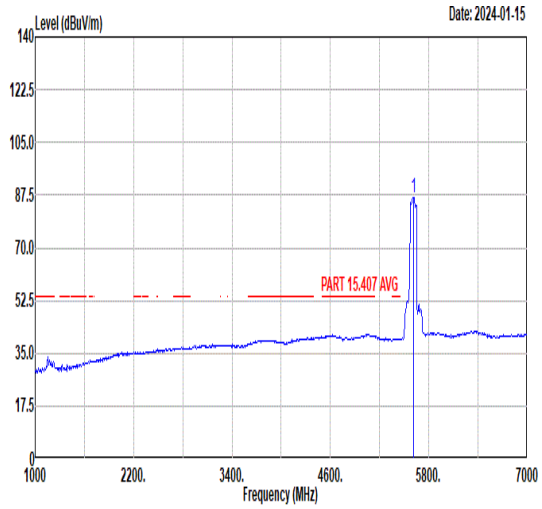 Freq Level Limit Line Margin Read Level Ant Factor Cable Loss Preamp Factor APos TPos Remark MHz dBuV/m dBuV/m dB dBuV dB/m dB dB cm deg 1 5610.00 86.82 ------ ------ 77.12 34.86 8.22 33.38 102 264 AVERAGE

Mode	28	
	Band Edge - R	
	U-NII-2C_5.47-5.725_802.11ac VHT80_CH122_5610MHz	
ANT	22	
Pol.	Vertical	Fundamental
Peak	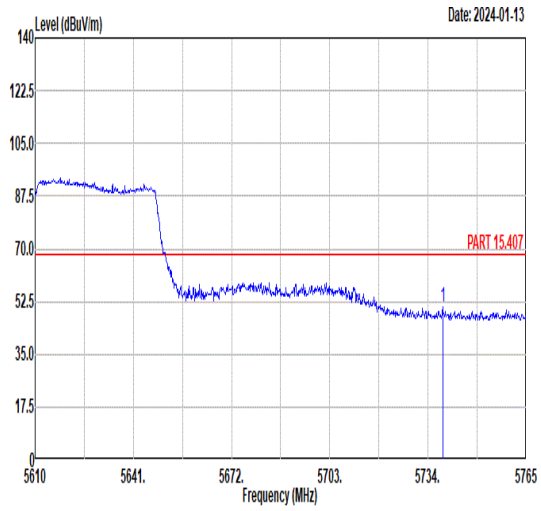 Freq Level Limit Line Margin Read Level Ant Factor Cable Loss Preamp Factor APos TPos Remark MHz dBuV/m dBuV/m dB dBuV dB/m dB dB cm deg 1 5738.65 50.75 68.30 -17.55 40.30 35.08 8.72 33.35 102 264 PEAK	Blank

Mode	29	
	Harmonic	
	U-NII-3_5.725-5.85_802.11a_CH149_5745MHz	
ANT	22	
Pol.	Horizontal	Vertical
Peak Avg	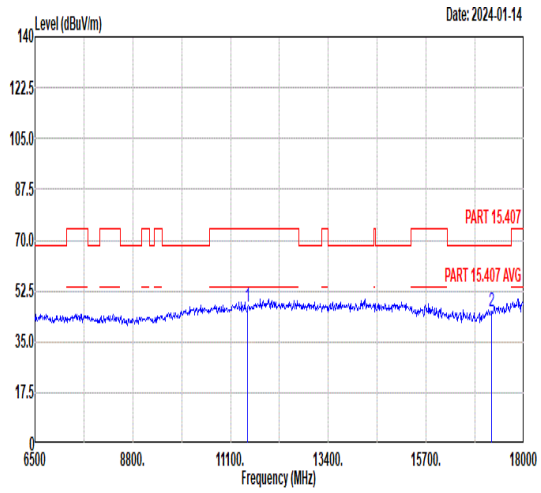 Freq Level Limit Line Margin Read Level Ant Factor Cable Loss Preamp Factor APos TPos Remark MHz dBuV/m dBuV/m dB dBuV dB/m dB dB cm deg 1 11490.00 47.24 74.00 -26.76 54.97 38.58 11.45 57.76 -- -- Peak 2 17235.00 45.58 68.30 -22.72 49.09 41.29 13.17 57.97 -- -- Peak	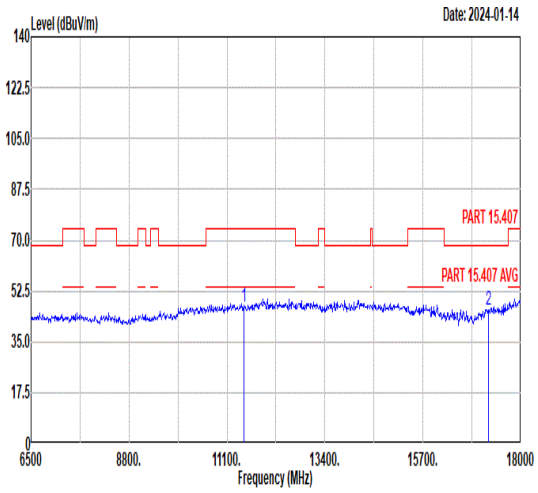 Freq Level Limit Line Margin Read Level Ant Factor Cable Loss Preamp Factor APos TPos Remark MHz dBuV/m dBuV/m dB dBuV dB/m dB dB cm deg 1 11490.00 46.86 74.00 -27.14 54.59 38.58 11.45 57.76 -- -- Peak 2 17235.00 46.10 68.30 -22.20 49.61 41.29 13.17 57.97 -- -- Peak

Mode	30	
	Harmonic	
	U-NII-3_5.725-5.85_802.11a_CH157_5785MHz	
ANT	22	
Pol.	Horizontal	Vertical
Peak Avg	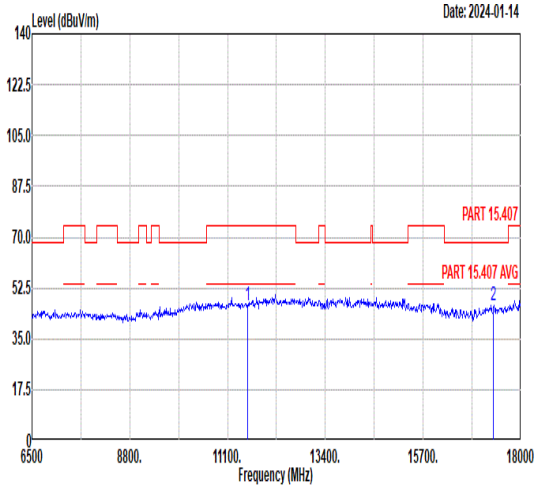 Freq Level Limit Line Margin Read Level Ant Factor Cable Loss Preamp Factor APos TPos Remark MHz dBuV/m dBuV/m dB dBuV dB/m dB dB cm deg 1 11570.00 46.46 74.00 -27.54 53.96 38.68 11.49 57.67 -- -- Peak 2 17355.00 46.29 68.30 -22.01 49.55 41.34 13.20 57.80 -- -- Peak	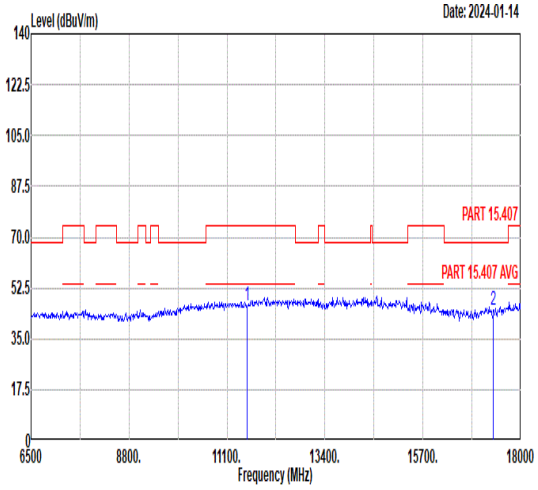 Freq Level Limit Line Margin Read Level Ant Factor Cable Loss Preamp Factor APos TPos Remark MHz dBuV/m dBuV/m dB dBuV dB/m dB dB cm deg 1 11570.00 46.71 74.00 -27.29 54.21 38.68 11.49 57.67 -- -- Peak 2 17355.00 44.85 68.30 -23.45 48.11 41.34 13.20 57.80 -- -- Peak

Mode	31	
	Harmonic	
	U-NII-3_5.725-5.85_802.11a_CH165_5825MHz	
ANT	22	
Pol.	Horizontal	Vertical
Peak Avg	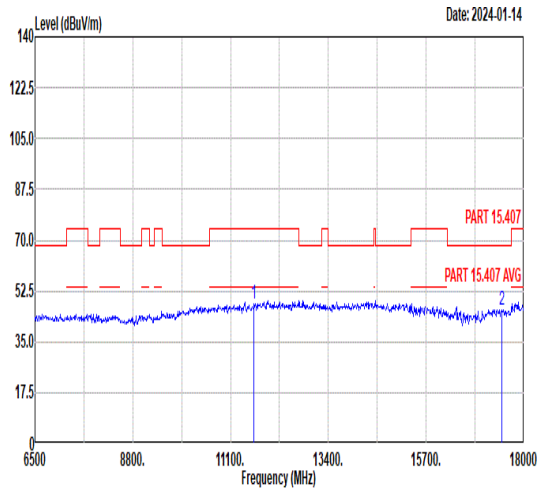 Freq Level Limit Line Margin Read Level Ant Factor Cable Loss Preamp Factor APos TPos Remark MHz dBuV/m dBuV/m dB dBuV dB/m dB dB cm deg 1 11650.00 48.05 74.00 -25.95 55.32 38.78 11.53 57.58 -- -- Peak 2 17475.00 46.13 68.30 -22.17 49.14 41.39 13.23 57.63 -- -- Peak	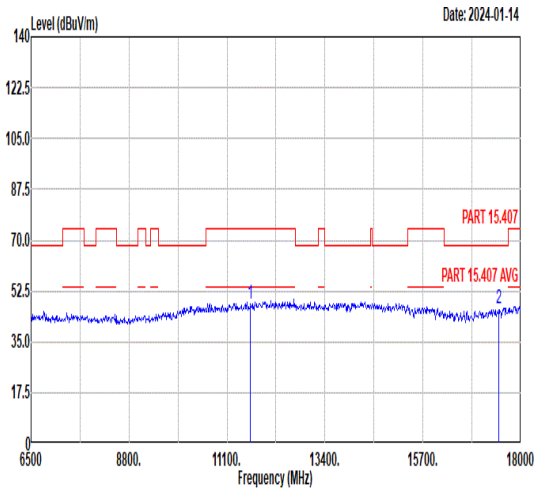 Freq Level Limit Line Margin Read Level Ant Factor Cable Loss Preamp Factor APos TPos Remark MHz dBuV/m dBuV/m dB dBuV dB/m dB dB cm deg 1 11650.00 48.22 74.00 -25.78 55.49 38.78 11.53 57.58 -- -- Peak 2 17475.00 46.30 68.30 -22.00 49.31 41.39 13.23 57.63 -- -- Peak

Mode	32	
	Band Edge	
	U-NII-3_5.725-5.85_802.11n HT20_CH149_5745MHz	
ANT	22	
Pol.	Horizontal	Fundamental
Peak	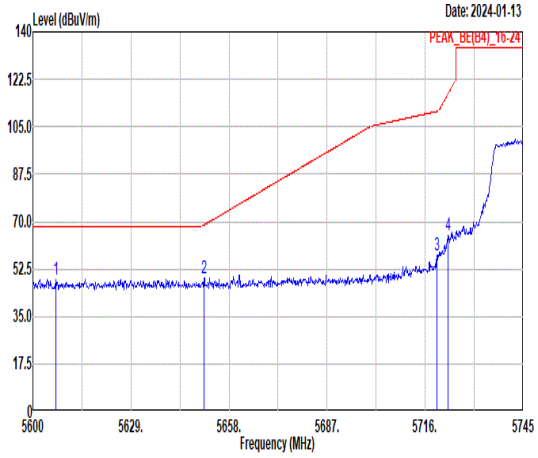 Freq Level Limit Line Margin Read Level Ant Factor Cable Loss Preamp Factor APos TPos Remark MHz dBuV/m dBuV/m dB dBuV dB/m dB dB cm deg 1 5606.82 48.81 68.30 -19.49 39.08 34.87 8.24 33.38 200 227 PEAK 2 5650.61 48.96 68.75 -19.79 38.99 34.94 8.40 33.37 200 227 PEAK 3 5719.48 57.72 110.65 -52.93 47.38 35.05 8.65 33.36 200 227 PEAK 4 5722.67 64.95 116.89 -51.94 54.59 35.05 8.67 33.36 200 227 PEAK	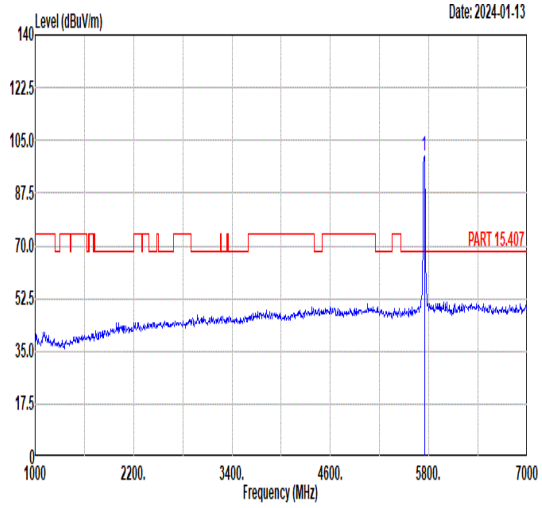 Freq Level Limit Line Margin Read Level Ant Factor Cable Loss Preamp Factor APos TPos Remark MHz dBuV/m dBuV/m dB dBuV dB/m dB dB cm deg 1 5745.00 99.89 ------ ------ 89.40 35.09 8.75 33.35 200 227 PEAK
Avg	Blank	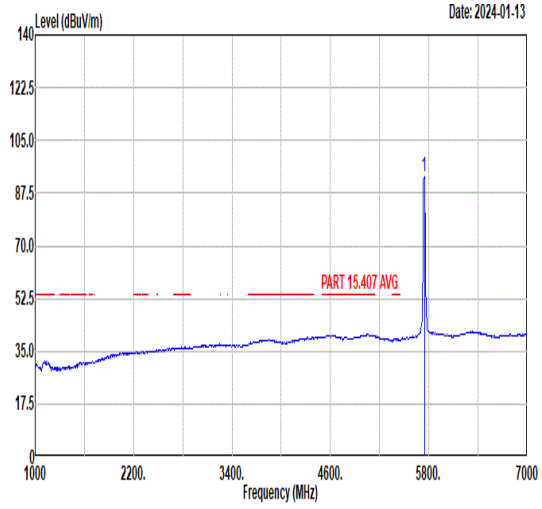 Freq Level Limit Line Margin Read Level Ant Factor Cable Loss Preamp Factor APos TPos Remark MHz dBuV/m dBuV/m dB dBuV dB/m dB dB cm deg 1 5745.00 93.16 ------ ------ 82.67 35.09 8.75 33.35 200 227 AVERAGE

Mode	32	
	Band Edge	
	U-NII-3_5.725-5.85_802.11n HT20_CH149_5745MHz	
ANT	22	
Pol.	Vertical	Fundamental
Peak	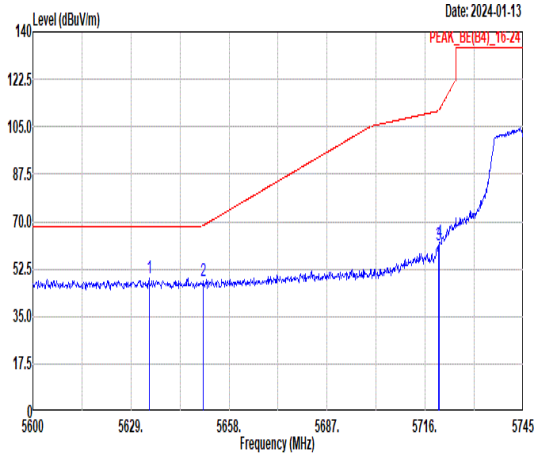 Freq Level Limit Line Margin Read Level Ant Factor Cable Loss Preamp Factor APos TPos Remark MHz dBuV/m dBuV/m dB dBuV dB/m dB dB cm deg 1 5634.37 49.11 68.30 -19.19 39.23 34.91 8.34 33.37 230 280 PEAK 2 5650.32 47.92 68.53 -20.61 37.95 34.94 8.40 33.37 230 280 PEAK 3 5719.92 61.50 110.78 -49.28 51.15 35.05 8.66 33.36 230 280 PEAK 4 5720.21 62.44 111.27 -48.83 52.09 35.05 8.66 33.36 230 280 PEAK	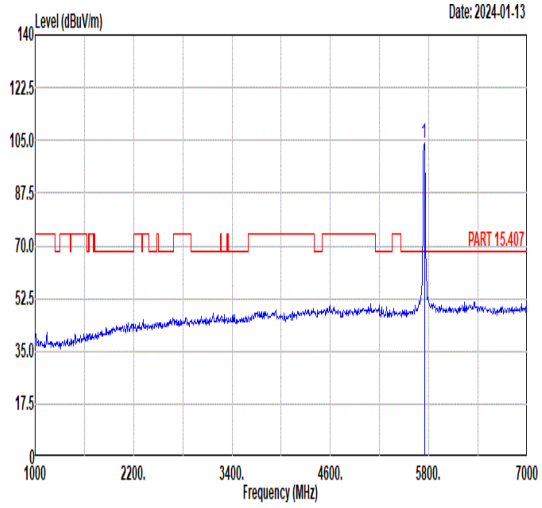 Freq Level Limit Line Margin Read Level Ant Factor Cable Loss Preamp Factor APos TPos Remark MHz dBuV/m dBuV/m dB dBuV dB/m dB dB cm deg 1 5745.00 104.06 ------ ------ 93.57 35.09 8.75 33.35 230 280 PEAK
Avg	Blank	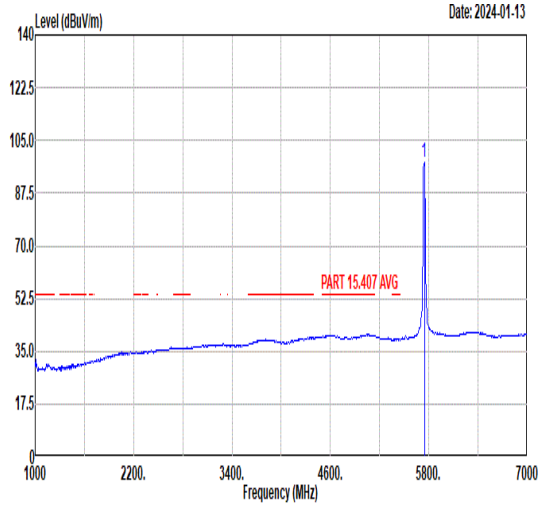 Freq Level Limit Line Margin Read Level Ant Factor Cable Loss Preamp Factor APos TPos Remark MHz dBuV/m dBuV/m dB dBuV dB/m dB dB cm deg 1 5745.00 97.62 ------ ------ 87.13 35.09 8.75 33.35 230 280 AVERAGE

Mode	32	
	Harmonic	
	U-NII-3_5.725-5.85_802.11n HT20_CH149_5745MHz	
ANT	22	
Pol.	Horizontal	Vertical
Peak Avg	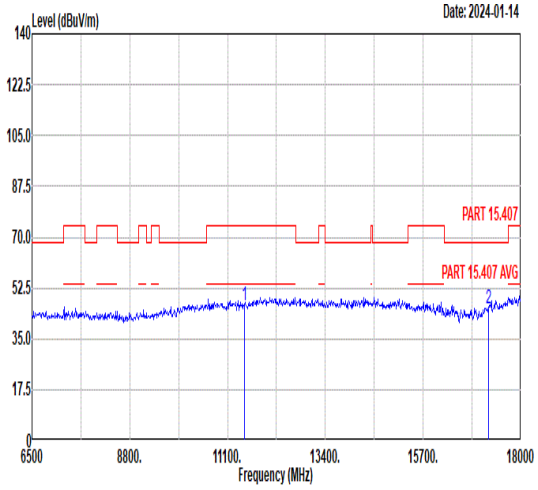 Freq Level Limit Line Margin Read Level Ant Factor Cable Loss Preamp Factor APos TPos Remark MHz dBuV/m dBuV/m dB dBuV dB/m dB dB cm deg 1 11490.00 46.38 74.00 -27.62 54.11 38.58 11.45 57.76 -- -- Peak 2 17235.00 45.30 68.30 -23.00 48.81 41.29 13.17 57.97 -- -- Peak	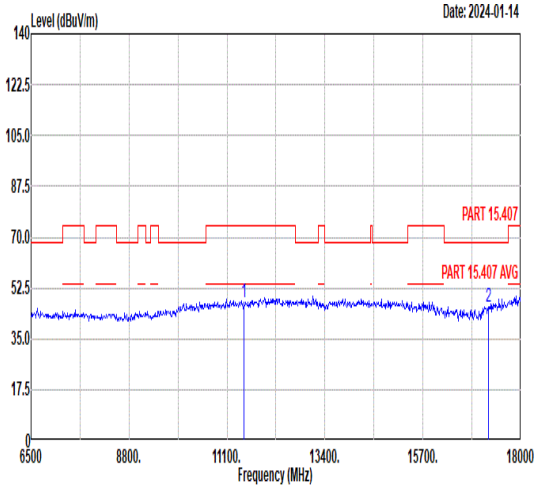 Freq Level Limit Line Margin Read Level Ant Factor Cable Loss Preamp Factor APos TPos Remark MHz dBuV/m dBuV/m dB dBuV dB/m dB dB cm deg 1 11490.00 47.40 74.00 -26.60 55.13 38.58 11.45 57.76 -- -- Peak 2 17235.00 45.75 68.30 -22.55 49.26 41.29 13.17 57.97 -- -- Peak

Mode	33	
	Harmonic	
	U-NII-3_5.725-5.85_802.11n HT20_CH157_5785MHz	
ANT	22	
Pol.	Horizontal	Vertical
Peak Avg	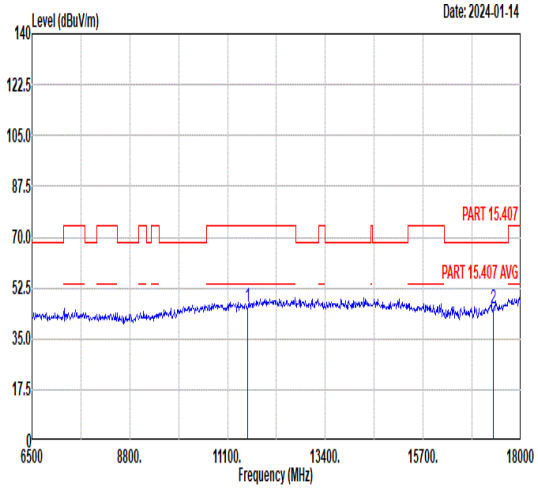 Freq Level Limit Line Margin Read Level Ant Factor Cable Loss Preamp Factor APos TPos Remark MHz dBuV/m dBuV/m dB dBuV dB/m dB dB cm deg 1 11570.00 45.95 74.00 -28.05 53.45 38.68 11.49 57.67 -- -- Peak 2 17355.00 45.39 68.30 -22.91 48.65 41.34 13.20 57.80 -- -- Peak	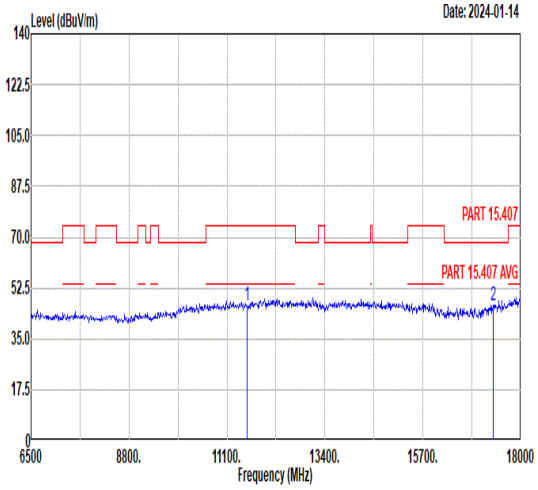 Freq Level Limit Line Margin Read Level Ant Factor Cable Loss Preamp Factor APos TPos Remark MHz dBuV/m dBuV/m dB dBuV dB/m dB dB cm deg 1 11570.00 46.23 74.00 -27.77 53.73 38.68 11.49 57.67 -- -- Peak 2 17355.00 46.65 68.30 -21.65 49.91 41.34 13.20 57.80 -- -- Peak

Mode	34	
	Band Edge	
	U-NII-3_5.725-5.85_802.11n HT20_CH165_5825MHz	
ANT	22	
Pol.	Horizontal	Fundamental
Peak	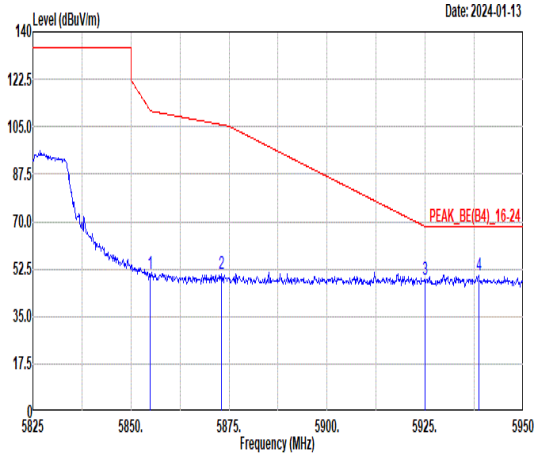 Freq Level Limit Line Margin Read Level Ant Factor Cable Loss Preamp Factor APos TPos Remark MHz dBuV/m dBuV/m dB dBuV dB/m dB dB cm deg 1 5854.88 50.54 111.08 -60.54 39.73 35.27 8.87 33.33 400 41 PEAK 2 5873.13 50.84 105.72 -54.88 40.02 35.30 8.85 33.33 400 41 PEAK 3 5925.00 48.48 68.20 -19.72 37.63 35.38 8.79 33.32 400 41 PEAK 4 5938.63 50.15 68.30 -18.15 39.29 35.40 8.77 33.31 400 41 PEAK	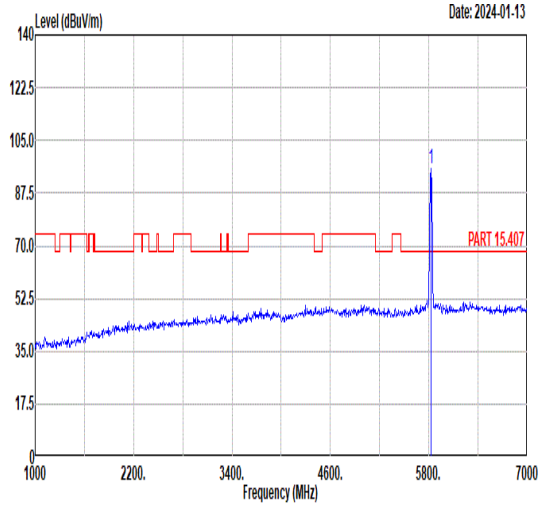 Freq Level Limit Line Margin Read Level Ant Factor Cable Loss Preamp Factor APos TPos Remark MHz dBuV/m dBuV/m dB dBuV dB/m dB dB cm deg 1 5825.00 95.39 ------ ------ 84.60 35.22 8.91 33.34 400 41 PEAK
Avg	Blank	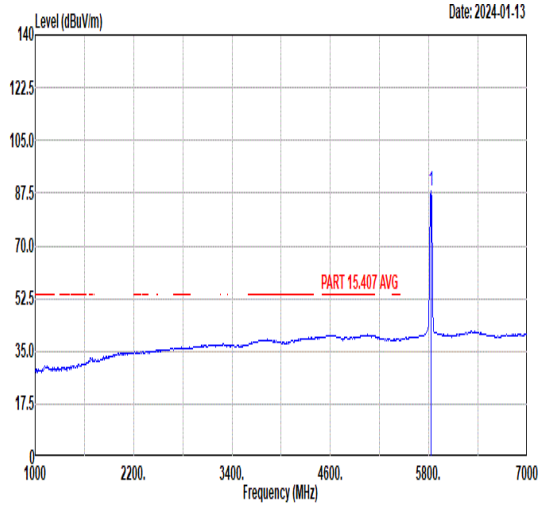 Freq Level Limit Line Margin Read Level Ant Factor Cable Loss Preamp Factor APos TPos Remark MHz dBuV/m dBuV/m dB dBuV dB/m dB dB cm deg 1 5825.00 88.40 ------ ------ 77.61 35.22 8.91 33.34 400 41 AVERAGE

Mode	34	
	Band Edge	
	U-NII-3_5.725-5.85_802.11n HT20_CH165_5825MHz	
ANT	22	
Pol.	Vertical	Fundamental
Peak	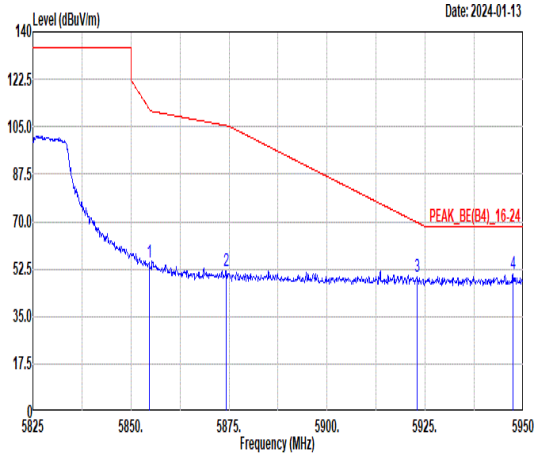 Freq Level Limit Line Margin Read Level Ant Factor Cable Loss Preamp Factor APos TPos Remark MHz dBuV/m dBuV/m dB dBuV dB/m dB dB cm deg 1 5854.63 54.70 111.65 -56.95 43.89 35.27 8.87 33.33 300 271 PEAK 2 5874.25 51.86 105.41 -53.55 41.04 35.30 8.85 33.33 300 271 PEAK 3 5922.88 49.85 69.77 -19.92 39.00 35.38 8.79 33.32 300 271 PEAK 4 5947.38 50.58 68.30 -17.72 39.71 35.42 8.76 33.31 300 271 PEAK	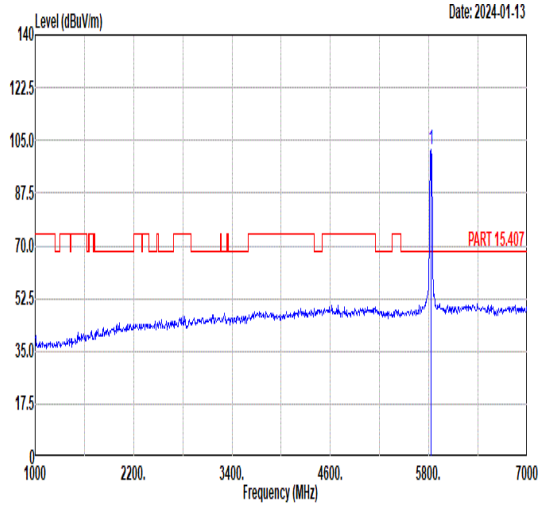 Freq Level Limit Line Margin Read Level Ant Factor Cable Loss Preamp Factor APos TPos Remark MHz dBuV/m dBuV/m dB dBuV dB/m dB dB cm deg 1 5825.00 101.89 ------ ------ 91.10 35.22 8.91 33.34 300 271 PEAK
Avg	Blank	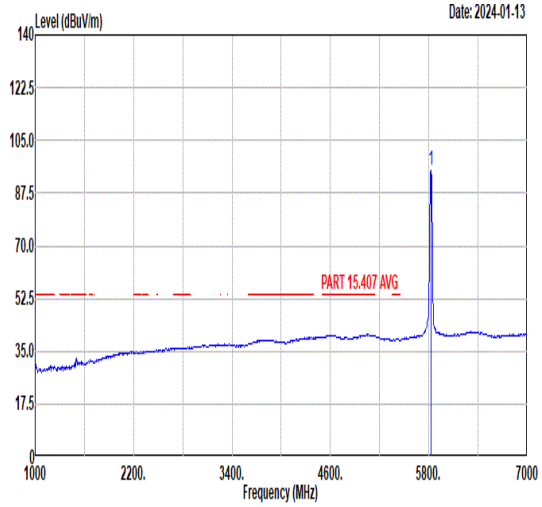 Freq Level Limit Line Margin Read Level Ant Factor Cable Loss Preamp Factor APos TPos Remark MHz dBuV/m dBuV/m dB dBuV dB/m dB dB cm deg 1 5825.00 95.21 ------ ------ 84.42 35.22 8.91 33.34 300 271 AVERAGE

Mode	34	
	Harmonic	
	U-NII-3_5.725-5.85_802.11n HT20_CH165_5825MHz	
ANT	22	
Pol.	Horizontal	Vertical
Peak Avg	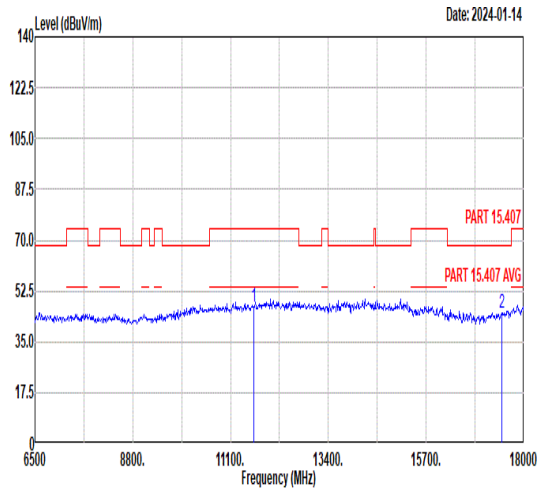 Freq Level Limit Line Margin Read Level Ant Factor Cable Loss Preamp Factor APos TPos Remark MHz dBuV/m dBuV/m dB dBuV dB/m dB dB cm deg 1 11650.00 47.23 74.00 -26.77 54.50 38.78 11.53 57.58 -- -- Peak 2 17475.00 44.90 68.30 -23.40 47.91 41.39 13.23 57.63 -- -- Peak	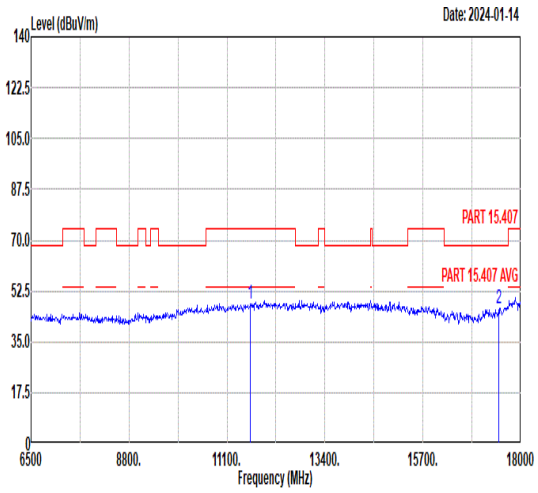 Freq Level Limit Line Margin Read Level Ant Factor Cable Loss Preamp Factor APos TPos Remark MHz dBuV/m dBuV/m dB dBuV dB/m dB dB cm deg 1 11650.00 47.98 74.00 -26.02 55.25 38.78 11.53 57.58 -- -- Peak 2 17475.00 46.35 68.30 -21.95 49.36 41.39 13.23 57.63 -- -- Peak

Mode	35	
	Band Edge - L	
	U-NII-3_5.725-5.85_802.11n HT40_CH151_5755MHz	
ANT	22	
Pol.	Horizontal	Fundamental
Peak	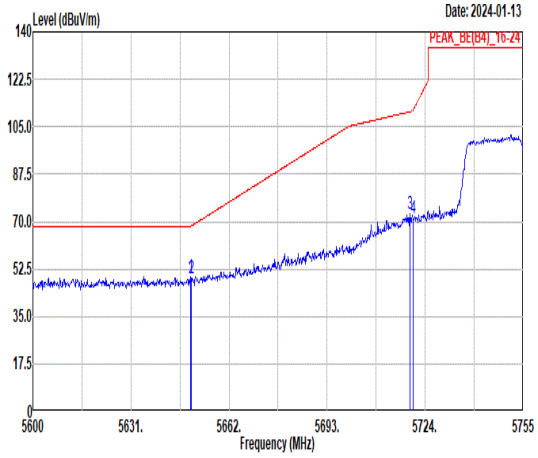 Freq Level Limit Line Margin Read Level Ant Factor Cable Loss Preamp Factor APos TPos Remark MHz dBuV/m dBuV/m dB dBuV dB/m dB dB cm deg 1 5649.76 49.86 68.30 -18.44 39.90 34.93 8.40 33.37 100 295 PEAK 2 5650.07 49.09 68.35 -19.26 39.12 34.94 8.40 33.37 100 295 PEAK 3 5719.20 72.93 110.57 -37.64 62.59 35.05 8.65 33.36 100 295 PEAK 4 5720.28 71.25 111.44 -40.19 60.90 35.05 8.66 33.36 100 295 PEAK	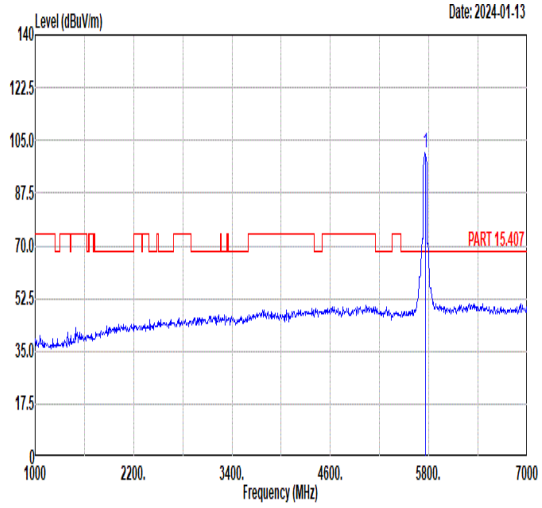 Freq Level Limit Line Margin Read Level Ant Factor Cable Loss Preamp Factor APos TPos Remark MHz dBuV/m dBuV/m dB dBuV dB/m dB dB cm deg 1 5755.00 100.91 ------ ------ 90.39 35.10 8.77 33.35 100 295 PEAK
Avg	Blank	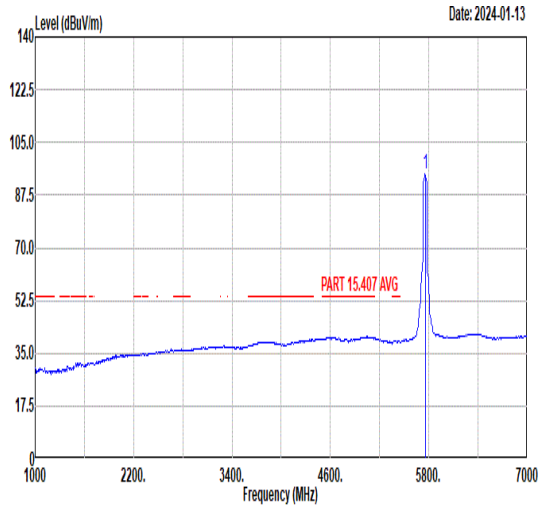 Freq Level Limit Line Margin Read Level Ant Factor Cable Loss Preamp Factor APos TPos Remark MHz dBuV/m dBuV/m dB dBuV dB/m dB dB cm deg 1 5755.00 94.50 ------ ------ 83.98 35.10 8.77 33.35 100 295 AVERAGE

Mode	35	
	Band Edge - R	
	U-NII-3_5.725-5.85_802.11n HT40_CH151_5755MHz	
ANT	22	
Pol.	Horizontal	Fundamental
Peak	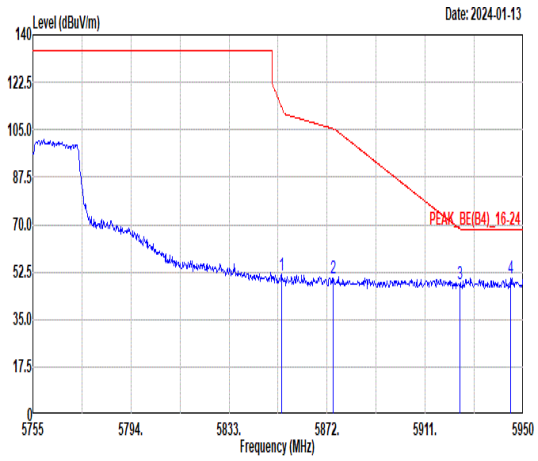 Freq / Level / Limit Line / Margin / Read Level / Ant Factor / Cable Loss / Preamp Factor / APos / TPos / Remark MHz / dBuV/m / dBuV/m / dB / dBuV / dB/m / dB / dB / cm / deg 1 5854.06 51.50 112.94 -61.44 40.69 35.27 8.87 33.33 100 295 PEAK 2 5874.54 49.95 105.33 -55.38 39.13 35.30 8.85 33.33 100 295 PEAK 3 5924.85 48.11 68.31 -20.20 37.26 35.38 8.79 33.32 100 295 PEAK 4 5944.93 50.07 68.30 -18.23 39.20 35.41 8.77 33.31 100 295 PEAK	Blank

Mode	35	
	Band Edge - L	
	U-NII-3_5.725-5.85_802.11n HT40_CH151_5755MHz	
ANT	22	
Pol.	Vertical	Fundamental
Peak	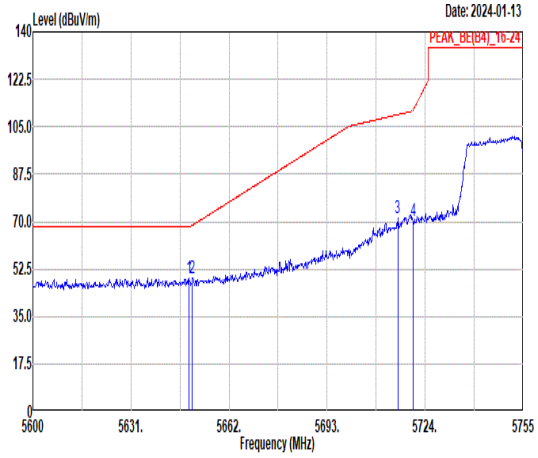 Freq Level Limit Line Margin Read Level Ant Factor Cable Loss Preamp Factor APos TPos Remark MHz dBuV/m dBuV/m dB dBuV dB/m dB dB cm deg 1 5649.45 49.24 68.30 -19.06 39.28 34.93 8.40 33.37 233 48 PEAK 2 5650.38 49.16 68.58 -19.42 39.19 34.94 8.40 33.37 233 48 PEAK 3 5715.32 71.52 109.49 -37.97 61.20 35.04 8.64 33.36 233 48 PEAK 4 5720.13 70.44 111.09 -40.65 60.09 35.05 8.66 33.36 233 48 PEAK	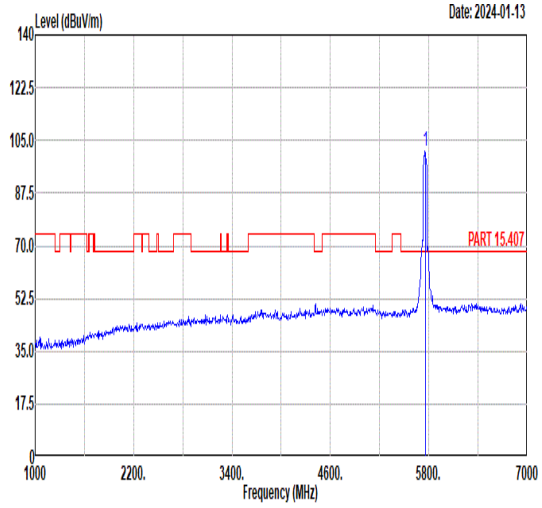 Freq Level Limit Line Margin Read Level Ant Factor Cable Loss Preamp Factor APos TPos Remark MHz dBuV/m dBuV/m dB dBuV dB/m dB dB cm deg 1 5755.00 101.17 ------ ------ 90.65 35.10 8.77 33.35 233 48 PEAK
Avg	Blank	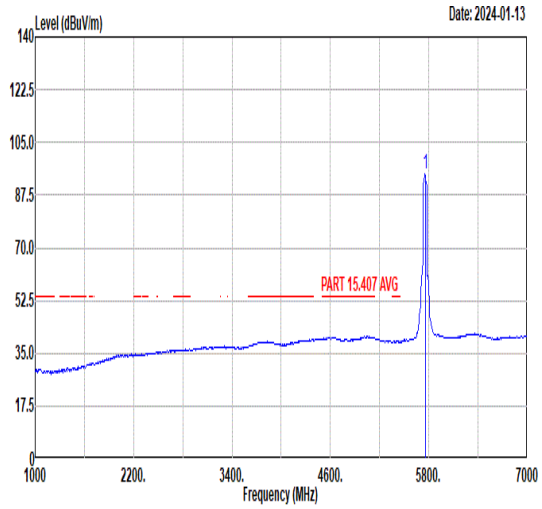 Freq Level Limit Line Margin Read Level Ant Factor Cable Loss Preamp Factor APos TPos Remark MHz dBuV/m dBuV/m dB dBuV dB/m dB dB cm deg 1 5755.00 94.32 ------ ------ 83.80 35.10 8.77 33.35 233 48 AVERAGE

Mode	35	
	Band Edge - R	
	U-NII-3_5.725-5.85_802.11n HT40_CH151_5755MHz	
ANT	22	
Pol.	Vertical	Fundamental
Peak	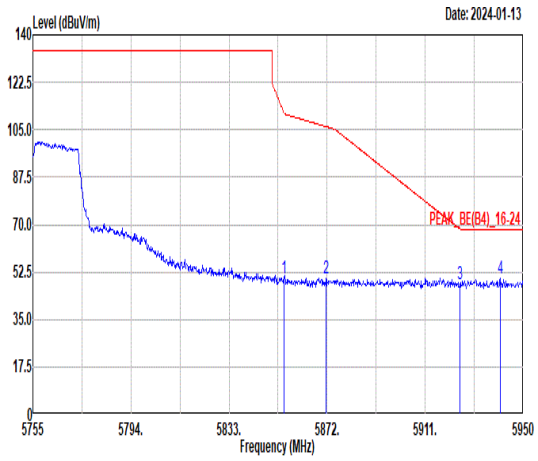 Freq Level Limit Line Margin Read Level Ant Factor Cable Loss Preamp Factor APos TPos Remark MHz dBuV/m dBuV/m dB dBuV dB/m dB dB cm deg 1 5854.84 50.41 111.17 -60.76 39.60 35.27 8.87 33.33 233 48 PEAK 2 5871.61 50.01 106.15 -56.14 39.20 35.29 8.85 33.33 233 48 PEAK 3 5924.85 48.28 68.31 -20.03 37.43 35.38 8.79 33.32 233 48 PEAK 4 5940.84 50.11 68.30 -18.19 39.24 35.41 8.77 33.31 233 48 PEAK	Blank

Mode	36	
	Band Edge - L	
	U-NII-3_5.725-5.85_802.11n HT40_CH159_5795MHz	
ANT	22	
Pol.	Horizontal	Fundamental
Peak	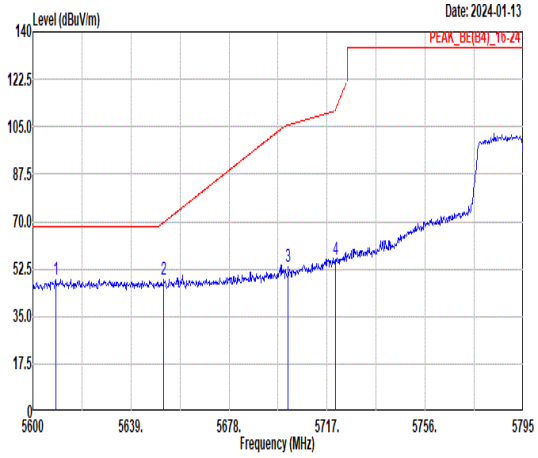 Freq Level Limit Line Margin Read Level Ant Factor Cable Loss Preamp Factor APos TPos Remark MHz dBuV/m dBuV/m dB dBuV dB/m dB dB cm deg 1 5609.17 48.75 68.30 -19.55 39.01 34.87 8.25 33.38 100 295 PEAK 2 5652.07 48.74 69.83 -21.09 38.77 34.94 8.40 33.37 100 295 PEAK 3 5701.60 53.39 105.65 -52.26 43.14 35.02 8.59 33.36 100 295 PEAK 4 5720.32 56.21 111.52 -55.31 45.86 35.05 8.66 33.36 100 295 PEAK	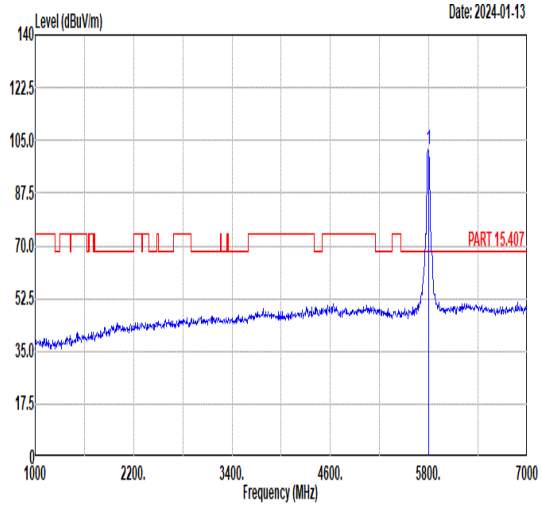 Freq Level Limit Line Margin Read Level Ant Factor Cable Loss Preamp Factor APos TPos Remark MHz dBuV/m dBuV/m dB dBuV dB/m dB dB cm deg 1 5795.00 101.80 ------ ------ 91.07 35.16 8.91 33.34 100 295 PEAK
Avg	Blank	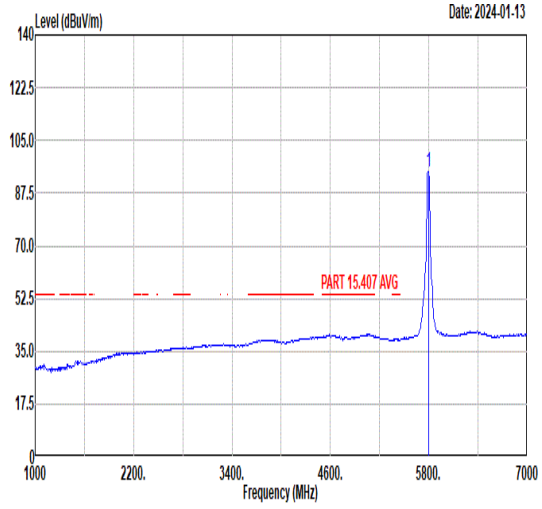 Freq Level Limit Line Margin Read Level Ant Factor Cable Loss Preamp Factor APos TPos Remark MHz dBuV/m dBuV/m dB dBuV dB/m dB dB cm deg 1 5795.00 94.71 ------ ------ 83.95 35.17 8.93 33.34 100 295 AVERAGE

Mode	36	
	Band Edge - R	
	U-NII-3_5.725-5.85_802.11n HT40_CH159_5795MHz	
ANT	22	
Pol.	Horizontal	Fundamental
Peak	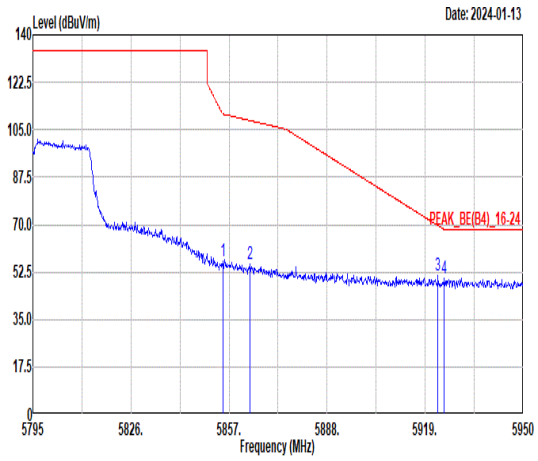 Freq / Level / Limit Line / Margin / Read Level / Ant Factor / Cable Loss / Preamp Factor / APos / TPos / Remark MHz / dBuV/m / dBuV/m / dB / dBuV / dB/m / dB / dB / cm / deg 1 5854.99 56.70 110.83 -54.13 45.89 35.27 8.87 33.33 100 295 PEAK 2 5863.67 55.65 108.37 -52.72 44.84 35.28 8.86 33.33 100 295 PEAK 3 5923.03 51.00 69.65 -18.65 40.15 35.38 8.79 33.32 100 295 PEAK 4 5925.05 50.16 68.30 -18.14 39.31 35.38 8.79 33.32 100 295 PEAK	Blank

Mode	36	
	Band Edge - L	
	U-NII-3_5.725-5.85_802.11n HT40_CH159_5795MHz	
ANT	22	
Pol.	Vertical	Fundamental
Peak	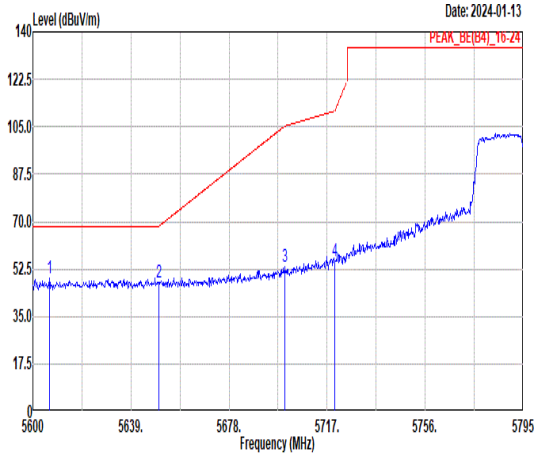 Freq Level Limit Line Margin Read Level Ant Factor Cable Loss Preamp Factor APos TPos Remark MHz dBuV/m dBuV/m dB dBuV dB/m dB dB cm deg 1 5606.63 49.35 68.30 -18.95 39.63 34.86 8.24 33.38 231 265 PEAK 2 5650.12 47.66 68.39 -20.73 37.69 34.94 8.40 33.37 231 265 PEAK 3 5700.23 53.39 105.26 -51.87 43.15 35.02 8.58 33.36 231 265 PEAK 4 5720.12 55.65 111.07 -55.42 45.30 35.05 8.66 33.36 231 265 PEAK	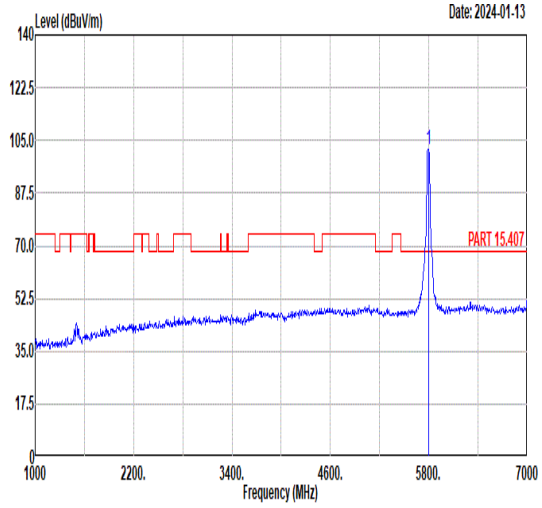 Freq Level Limit Line Margin Read Level Ant Factor Cable Loss Preamp Factor APos TPos Remark MHz dBuV/m dBuV/m dB dBuV dB/m dB dB cm deg 1 5795.00 102.05 ------ ------ 91.27 35.18 8.94 33.34 231 265 PEAK
Avg	Blank	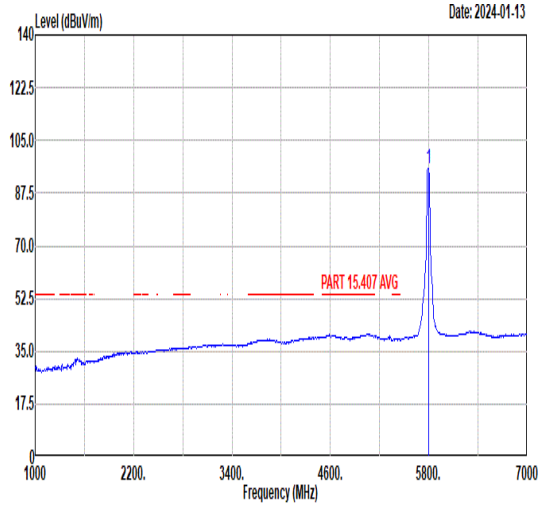 Freq Level Limit Line Margin Read Level Ant Factor Cable Loss Preamp Factor APos TPos Remark MHz dBuV/m dBuV/m dB dBuV dB/m dB dB cm deg 1 5795.00 95.84 ------ ------ 85.08 35.17 8.93 33.34 231 265 AVERAGE

Mode	36	
	Band Edge - R	
	U-NII-3_5.725-5.85_802.11n HT40_CH159_5795MHz	
ANT	22	
Pol.	Vertical	Fundamental
Peak	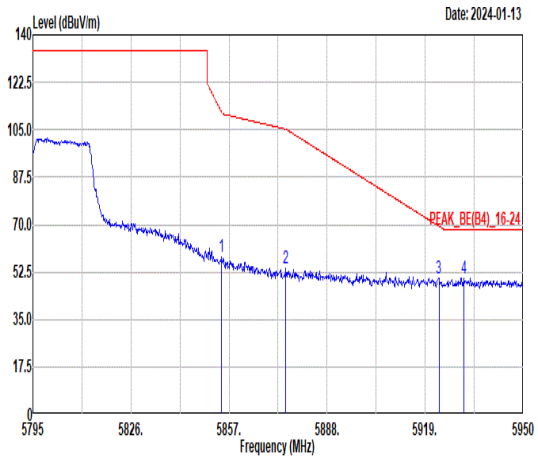 Freq Level Limit Line Margin Read Level Ant Factor Cable Loss Preamp Factor APos TPos Remark MHz dBuV/m dBuV/m dB dBuV dB/m dB dB cm deg 1 5854.68 58.14 111.54 -53.40 47.33 35.27 8.87 33.33 231 265 PEAK 2 5874.98 53.70 105.21 -51.51 42.88 35.30 8.85 33.33 231 265 PEAK 3 5923.34 50.06 69.42 -19.36 39.21 35.38 8.79 33.32 231 265 PEAK 4 5931.25 50.28 68.30 -18.02 39.43 35.39 8.78 33.32 231 265 PEAK	Blank

Mode	37	
	Band Edge - L	
	U-NII-3_5.725-5.85_802.11ac VHT80_CH155_5775MHz	
ANT	22	
Pol.	Horizontal	Fundamental
Peak	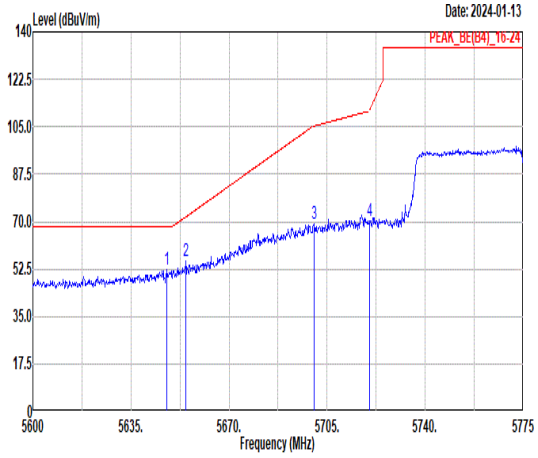 Freq Level Limit Line Margin Read Level Ant Factor Cable Loss Preamp Factor APos TPos Remark MHz dBuV/m dBuV/m dB dBuV dB/m dB dB cm deg 1 5647.78 52.56 68.30 -15.74 42.61 34.93 8.39 33.37 100 296 PEAK 2 5654.60 55.56 71.71 -16.15 45.58 34.94 8.41 33.37 100 296 PEAK 3 5700.45 69.43 105.33 -35.90 59.19 35.02 8.58 33.36 100 296 PEAK 4 5720.23 70.45 111.31 -40.86 60.10 35.05 8.66 33.36 100 296 PEAK	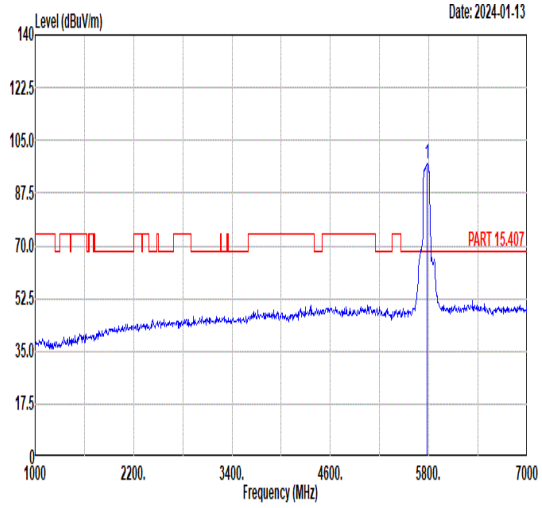 Freq Level Limit Line Margin Read Level Ant Factor Cable Loss Preamp Factor APos TPos Remark MHz dBuV/m dBuV/m dB dBuV dB/m dB dB cm deg 1 5775.00 97.35 ------ ------ 86.62 35.16 8.91 33.34 100 296 PEAK
Avg	Blank	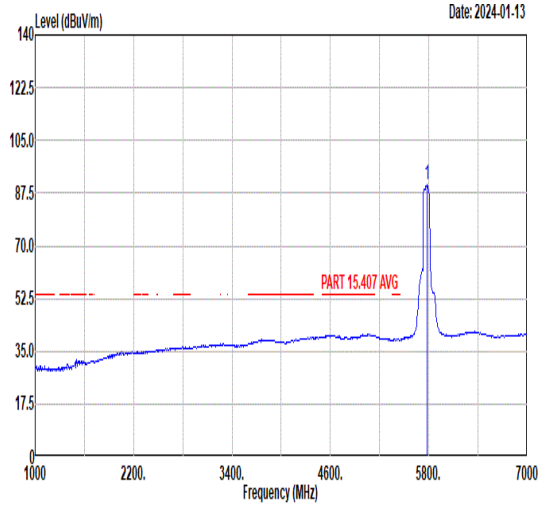 Freq Level Limit Line Margin Read Level Ant Factor Cable Loss Preamp Factor APos TPos Remark MHz dBuV/m dBuV/m dB dBuV dB/m dB dB cm deg 1 5775.00 90.55 ------ ------ 79.86 35.15 8.88 33.34 100 296 AVERAGE

Mode	37	
	Band Edge - R	
	U-NII-3_5.725-5.85_802.11ac VHT80_CH155_5775MHz	
ANT	22	
Pol.	Horizontal	Fundamental
Peak	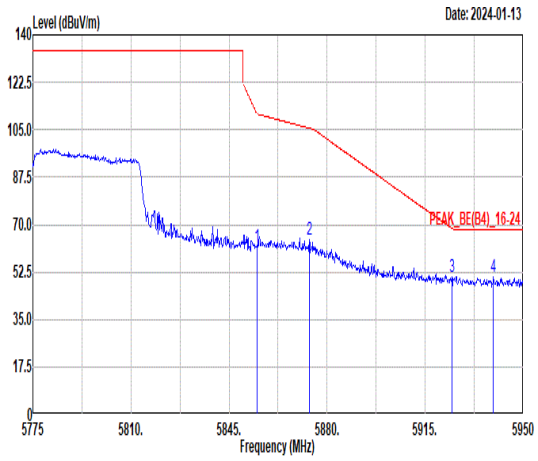 Freq Level Limit Line Margin Read Level Ant Factor Cable Loss Preamp Factor APos TPos Remark MHz dBuV/m dBuV/m dB dBuV dB/m dB dB cm deg 1 5854.98 61.94 110.86 -48.92 51.13 35.27 8.87 33.33 100 296 PEAK 2 5873.70 64.68 105.56 -40.88 53.86 35.30 8.85 33.33 100 296 PEAK 3 5924.45 50.94 68.61 -17.67 40.09 35.38 8.79 33.32 100 296 PEAK 4 5939.33 50.73 68.30 -17.57 39.87 35.40 8.77 33.31 100 296 PEAK	Blank

Mode	37	
	Band Edge - L	
	U-NII-3_5.725-5.85_802.11ac VHT80_CH155_5775MHz	
ANT	22	
Pol.	Vertical	Fundamental
Peak	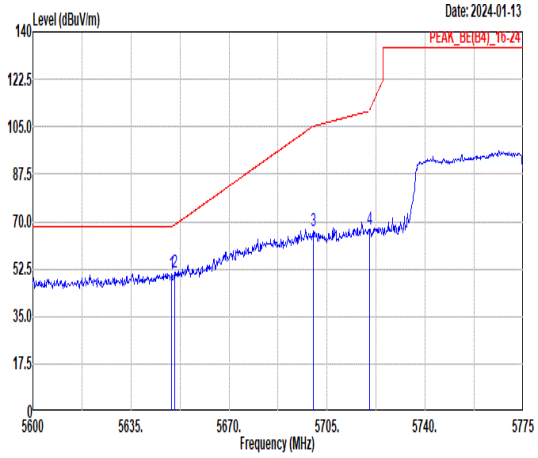 Freq Level Limit Line Margin Read Level Ant Factor Cable Loss Preamp Factor APos TPos Remark MHz dBuV/m dBuV/m dB dBuV dB/m dB dB cm deg 1 5649.53 50.92 68.30 -17.38 40.96 34.93 8.40 33.37 311 269 PEAK 2 5650.58 51.42 68.73 -17.31 41.45 34.94 8.40 33.37 311 269 PEAK 3 5700.10 66.48 105.23 -38.75 56.24 35.02 8.58 33.36 311 269 PEAK 4 5720.23 67.07 111.31 -44.24 56.72 35.05 8.66 33.36 311 269 PEAK	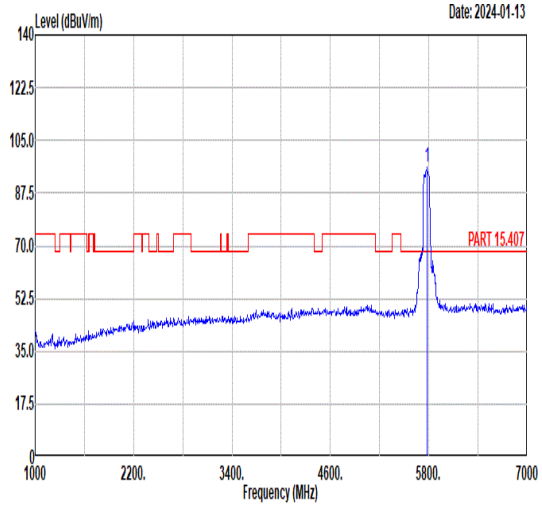 Freq Level Limit Line Margin Read Level Ant Factor Cable Loss Preamp Factor APos TPos Remark MHz dBuV/m dBuV/m dB dBuV dB/m dB dB cm deg 1 5775.00 96.39 ------ ------ 85.70 35.15 8.88 33.34 311 269 PEAK
Avg	Blank	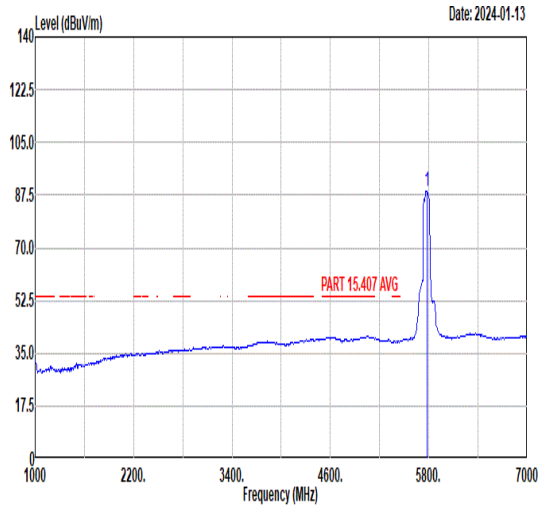 Freq Level Limit Line Margin Read Level Ant Factor Cable Loss Preamp Factor APos TPos Remark MHz dBuV/m dBuV/m dB dBuV dB/m dB dB cm deg 1 5775.00 88.67 ------ ------ 77.98 35.15 8.88 33.34 311 269 AVERAGE

Mode	37	
	Band Edge - R	
	U-NII-3_5.725-5.85_802.11ac VHT80_CH155_5775MHz	
ANT	22	
Pol.	Vertical	Fundamental
Peak	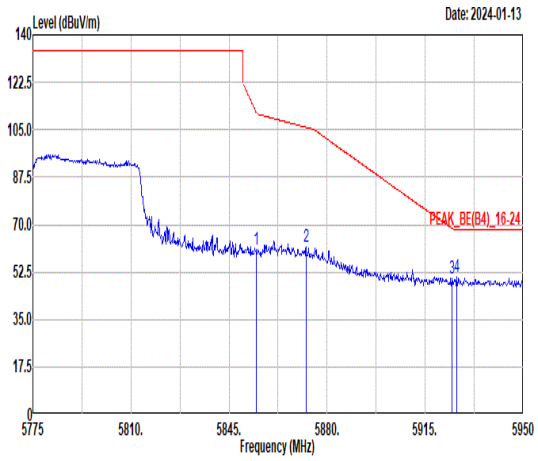 Freq Level Limit Line Margin Read Level Ant Factor Cable Loss Preamp Factor APos TPos Remark MHz dBuV/m dBuV/m dB dBuV dB/m dB dB cm deg 1 5854.63 60.82 111.65 -50.83 50.01 35.27 8.87 33.33 311 269 PEAK 2 5872.48 61.82 105.91 -44.09 51.00 35.30 8.85 33.33 311 269 PEAK 3 5924.63 50.32 68.48 -18.16 39.47 35.38 8.79 33.32 311 269 PEAK 4 5926.38 50.69 68.30 -17.61 39.84 35.38 8.79 33.32 311 269 PEAK	Blank

Mode	37	
	Harmonic	
	U-NII-3_5.725-5.85_802.11ac VHT80_CH155_5775MHz	
ANT	22	
Pol.	Horizontal	Vertical
Peak Avg	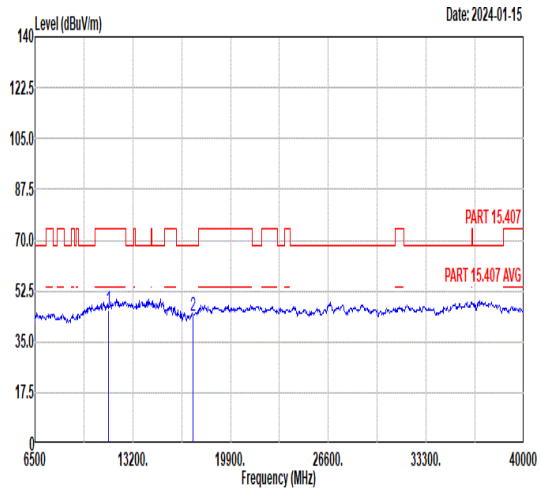 Freq Level Limit Line Margin Read Level Ant Factor Cable Loss Preamp Factor APos TPos Remark MHz dBuV/m dBuV/m dB dBuV dB/m dB dB cm deg 1 11550.00 45.83 74.00 -28.17 53.39 38.65 11.48 57.69 -- -- Peak 2 17325.00 43.75 68.30 -24.55 47.07 41.33 13.19 57.84 -- -- Peak	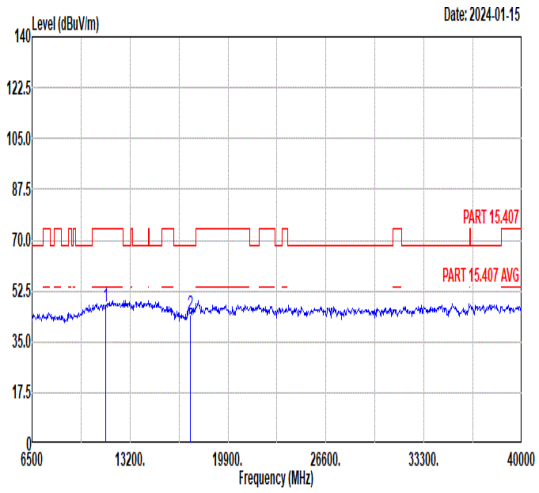 Freq Level Limit Line Margin Read Level Ant Factor Cable Loss Preamp Factor APos TPos Remark MHz dBuV/m dBuV/m dB dBuV dB/m dB dB cm deg 1 11550.00 46.85 74.00 -27.15 54.41 38.65 11.48 57.69 -- -- Peak 2 17325.00 44.24 68.30 -24.06 47.56 41.33 13.19 57.84 -- -- Peak

Mode	38	
	Harmonic	
	U-NII-2C_5.47-5.725_802.11a_CH144_5720MHz	
ANT	22	
Pol.	Horizontal	Vertical
Peak Avg	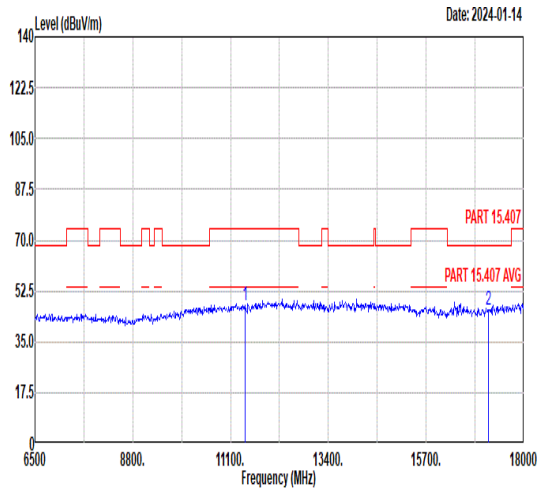 Freq Level Limit Line Margin Read Level Ant Factor Cable Loss Preamp Factor APos TPos Remark MHz dBuV/m dBuV/m dB dBuV dB/m dB dB cm deg 1 11440.00 47.64 74.00 -26.36 55.49 38.54 11.42 57.81 157 285 Peak 2 17160.00 46.11 68.30 -22.19 49.75 41.27 13.16 58.07 165 246 Peak	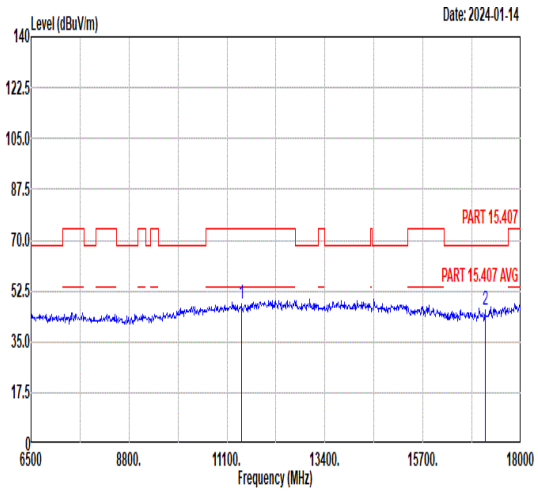 Freq Level Limit Line Margin Read Level Ant Factor Cable Loss Preamp Factor APos TPos Remark MHz dBuV/m dBuV/m dB dBuV dB/m dB dB cm deg 1 11440.00 47.90 74.00 -26.10 55.75 38.54 11.42 57.81 122 291 Peak 2 17160.00 45.72 68.30 -22.58 49.36 41.27 13.16 58.07 153 102 Peak

Mode	39	
	Band Edge	
	U-NII-2C_5.47-5.725_802.11n HT20_CH144_5720MHz	
ANT	22	
Pol.	Horizontal	Fundamental
Peak	Blank	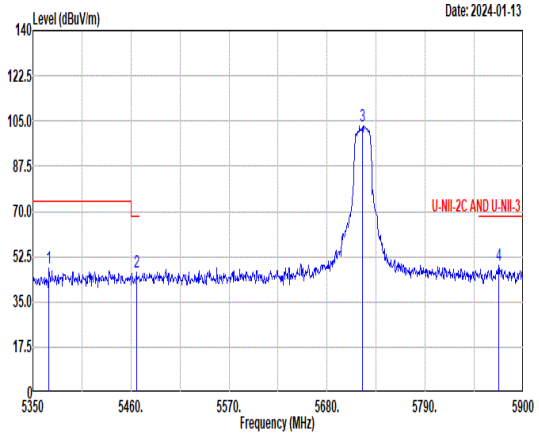 Freq Level Limit Line Margin Read Level Ant Factor Cable Loss Preamp Factor APos TPos Remark MHz dBuV/m dBuV/m dB dBuV dB/m dB dB cm deg 1 5368.15 47.99 74.00 -26.01 38.22 34.59 8.38 33.20 103 60 Peak 2 5466.05 46.39 68.30 -21.91 36.68 34.67 8.40 33.36 103 60 Peak 3 5720.00 102.85 ------ ------ 92.50 35.05 8.66 33.36 103 60 Peak 4 5872.50 48.92 68.30 -19.38 38.10 35.30 8.85 33.33 103 60 Peak
Avg	Blank	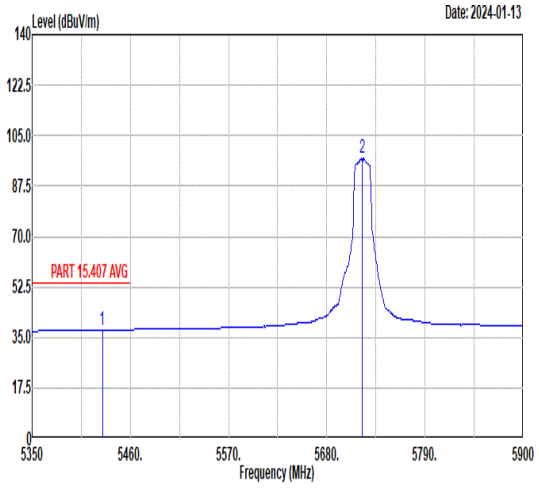 Freq Level Limit Line Margin Read Level Ant Factor Cable Loss Preamp Factor APos TPos Remark MHz dBuV/m dBuV/m dB dBuV dB/m dB dB cm deg 1 5428.65 37.76 54.00 -16.24 27.97 34.64 8.45 33.30 103 60 Peak 2 5720.00 97.01 ------ ------ 86.66 35.05 8.66 33.36 103 60 Average

Mode	39	
	Band Edge	
	U-NII-2C_5.47-5.725_802.11n HT20_CH144_5720MHz	
ANT	22	
Pol.	Vertical	Fundamental
Peak	Blank	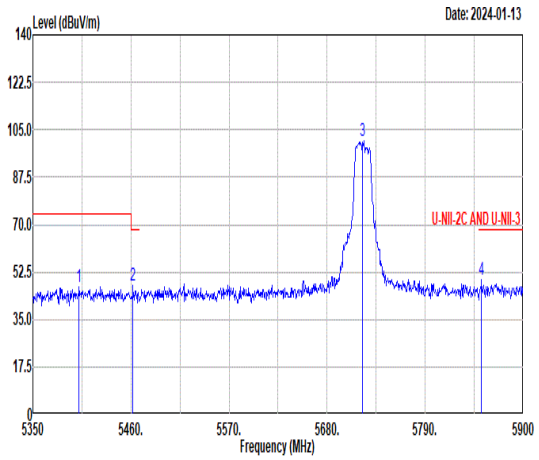 Freq Level Limit Line Margin Read Level Ant Factor Cable Loss Preamp Factor APos TPos Remark MHz dBuV/m dBuV/m dB dBuV dB/m dB dB cm deg 1 5401.70 47.21 74.00 -26.79 37.37 34.62 8.47 33.25 104 264 Peak 2 5462.20 47.79 68.30 -20.51 38.06 34.67 8.41 33.35 104 264 Peak 3 5720.00 100.88 ------ ------ 90.53 35.05 8.66 33.36 104 264 Peak 4 5853.25 49.61 68.30 -18.69 38.80 35.27 8.87 33.33 104 264 Peak
Avg	Blank	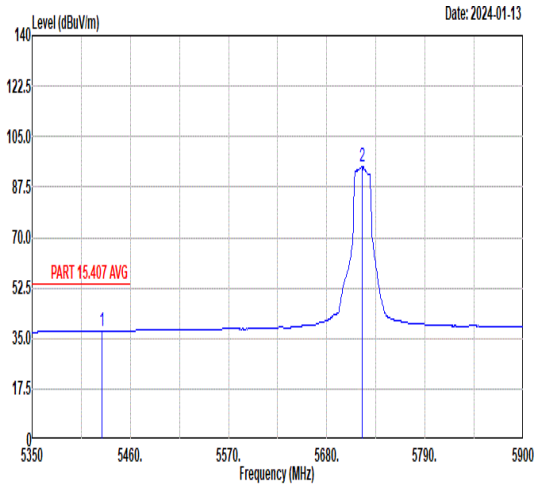 Freq Level Limit Line Margin Read Level Ant Factor Cable Loss Preamp Factor APos TPos Remark MHz dBuV/m dBuV/m dB dBuV dB/m dB dB cm deg 1 5428.10 37.73 54.00 -16.27 27.94 34.64 8.45 33.30 104 264 Peak 2 5720.00 94.61 ------ ------ 84.26 35.05 8.66 33.36 104 264 Average

Mode	39	
	Harmonic	
	U-NII-2C_5.47-5.725_802.11n HT20_CH144_5720MHz	
ANT	22	
Pol.	Horizontal	Vertical
Peak Avg	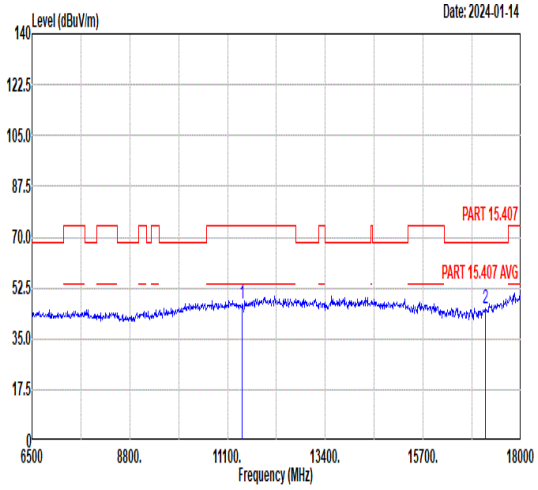 Freq Level Limit Line Margin Read Level Ant Factor Cable Loss Preamp Factor APos TPos Remark MHz dBuV/m dBuV/m dB dBuV dB/m dB dB cm deg 1 11440.00 46.76 74.00 -27.24 54.61 38.54 11.42 57.81 157 285 Peak 2 17160.00 45.34 68.30 -22.96 48.98 41.27 13.16 58.07 165 246 Peak	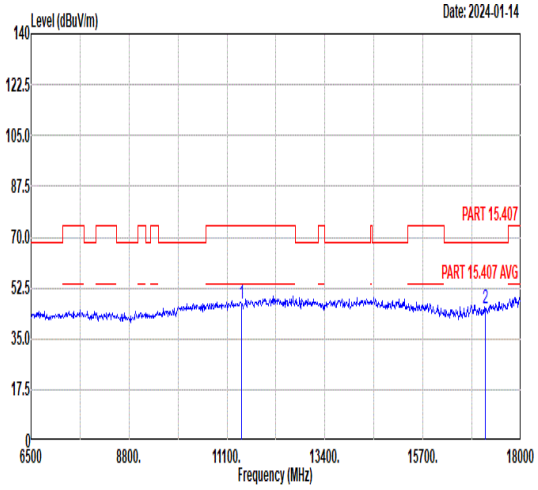 Freq Level Limit Line Margin Read Level Ant Factor Cable Loss Preamp Factor APos TPos Remark MHz dBuV/m dBuV/m dB dBuV dB/m dB dB cm deg 1 11440.00 47.06 74.00 -26.94 54.91 38.54 11.42 57.81 122 291 Peak 2 17160.00 45.48 68.30 -22.82 49.12 41.27 13.16 58.07 153 102 Peak

Mode	40	
	Band Edge	
	U-NII-2C_5.47-5.725_802.11n HT40_CH142_5710MHz	
ANT	22	
Pol.	Horizontal	Fundamental
Peak	Blank	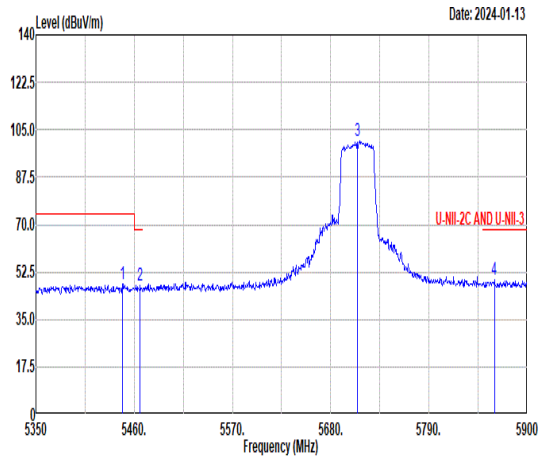 Freq Level Limit Line Margin Read Level Ant Factor Cable Loss Preamp Factor APos TPos Remark MHz dBuV/m dBuV/m dB dBuV dB/m dB dB cm deg 1 5446.80 48.20 74.00 -25.80 38.45 34.65 8.43 33.33 103 59 Peak 2 5466.60 47.50 68.30 -20.80 37.79 34.67 8.40 33.36 103 59 Peak 3 5710.00 100.78 ------ ------ 90.49 35.03 8.62 33.36 103 59 Peak 4 5863.15 49.71 68.30 -18.59 38.90 35.28 8.86 33.33 103 59 Peak
Avg	Blank	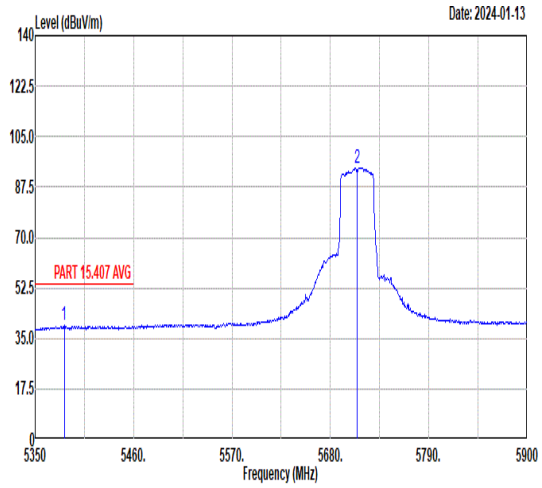 Freq Level Limit Line Margin Read Level Ant Factor Cable Loss Preamp Factor APos TPos Remark MHz dBuV/m dBuV/m dB dBuV dB/m dB dB cm deg 1 5382.45 39.48 54.00 -14.52 29.69 34.60 8.41 33.22 103 59 Peak 2 5710.00 94.28 ------ ------ 83.99 35.03 8.62 33.36 103 59 Average

Mode	40	
	Band Edge	
	U-NII-2C_5.47-5.725_802.11n HT40_CH142_5710MHz	
ANT	22	
Pol.	Vertical	Fundamental
Peak	Blank	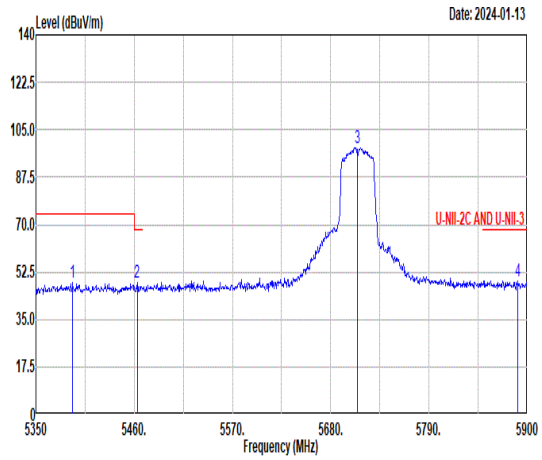 Freq Level Limit Line Margin Read Level Ant Factor Cable Loss Preamp Factor APos TPos Remark MHz dBuV/m dBuV/m dB dBuV dB/m dB dB cm deg 1 5391.25 48.75 74.00 -25.25 38.94 34.61 8.44 33.24 105 264 Peak 2 5463.30 48.57 68.30 -19.73 38.85 34.67 8.40 33.35 105 264 Peak 3 5710.00 98.11 ------ ------ 87.82 35.03 8.62 33.36 105 264 Peak 4 5889.55 49.13 68.30 -19.17 38.30 35.32 8.83 33.32 105 264 Peak
Avg	Blank	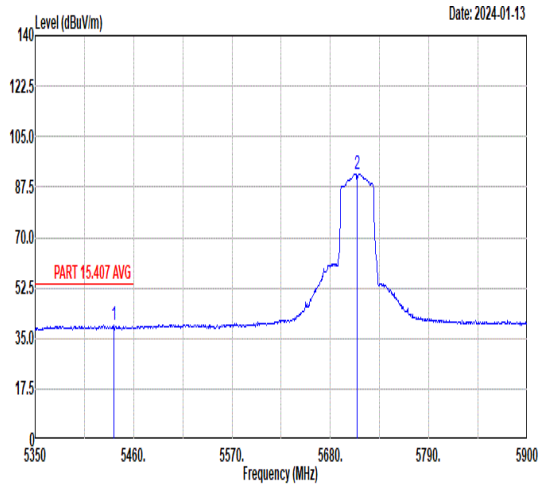 Freq Level Limit Line Margin Read Level Ant Factor Cable Loss Preamp Factor APos TPos Remark MHz dBuV/m dBuV/m dB dBuV dB/m dB dB cm deg 1 5438.00 39.57 54.00 -14.43 29.79 34.65 8.44 33.31 105 264 Peak 2 5710.00 92.11 ------ ------ 81.82 35.03 8.62 33.36 105 264 Average

Mode	41	
	Band Edge	
	U-NII-2C_5.47-5.725_802.11ac VHT80_CH138_5690MHz	
ANT	22	
Pol.	Horizontal	Fundamental
Peak	Blank	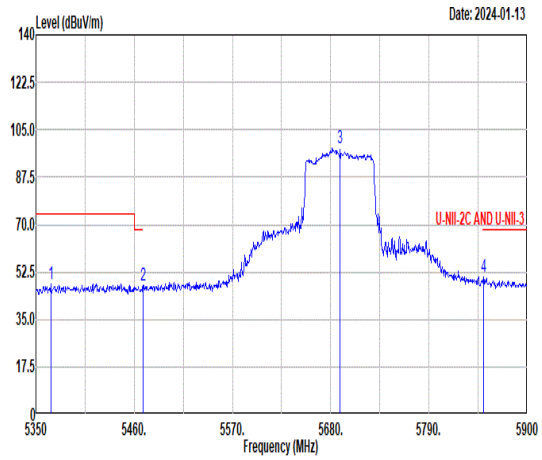 Freq Level Limit Line Margin Read Level Ant Factor Cable Loss Preamp Factor APos TPos Remark MHz dBuV/m dBuV/m dB dBuV dB/m dB dB cm deg 1 5366.50 48.05 74.00 -25.95 38.29 34.59 8.37 33.20 102 57 Peak 2 5469.90 47.69 68.30 -20.61 37.98 34.67 8.40 33.36 102 57 Peak 3 5690.00 98.28 ------ ------ 88.10 35.00 8.54 33.36 102 57 Peak 4 5851.05 50.69 68.30 -17.61 39.88 35.26 8.88 33.33 102 57 Peak
Peak	Blank	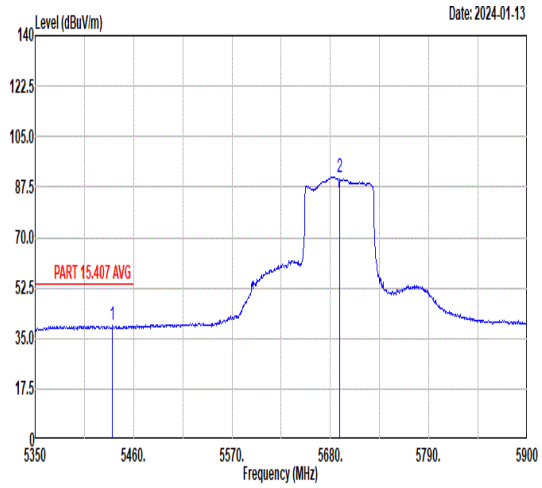 Freq Level Limit Line Margin Read Level Ant Factor Cable Loss Preamp Factor APos TPos Remark MHz dBuV/m dBuV/m dB dBuV dB/m dB dB cm deg 1 5436.35 39.54 54.00 -14.46 29.76 34.65 8.44 33.31 102 57 Peak 2 5690.00 91.00 ------ ------ 80.82 35.00 8.54 33.36 102 57 Average

Mode	41	
	Band Edge	
	U-NII-2C_5.47-5.725_802.11ac VHT80_CH138_5690MHz	
ANT	22	
Pol.	Vertical	Fundamental
Peak	Blank	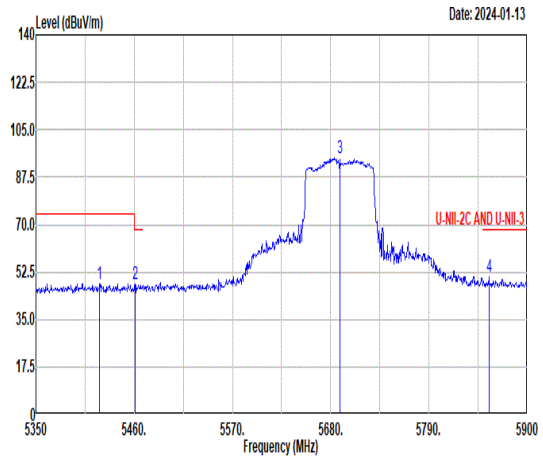 Freq Level Limit Line Margin Read Level Ant Factor Cable Loss Preamp Factor APos TPos Remark MHz dBuV/m dBuV/m dB dBuV dB/m dB dB cm deg 1 5421.50 48.28 74.00 -25.72 38.48 34.63 8.46 33.29 105 263 Peak 2 5461.10 48.07 68.30 -20.23 38.34 34.67 8.41 33.35 105 263 Peak 3 5690.00 94.81 ------ ------ 84.63 35.00 8.54 33.36 105 263 Peak 4 5857.10 50.56 68.30 -17.74 39.75 35.27 8.87 33.33 105 263 Peak
Avg	Blank	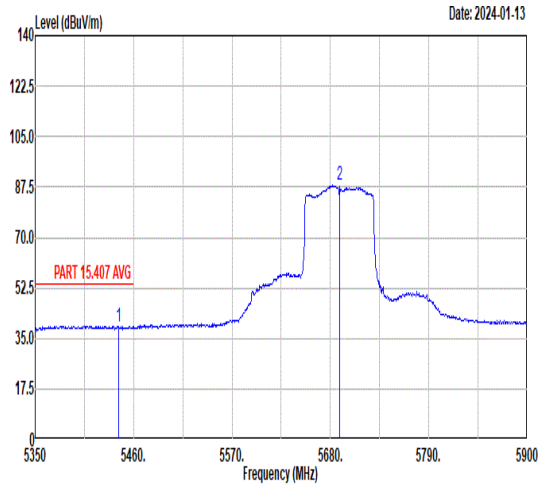 Freq Level Limit Line Margin Read Level Ant Factor Cable Loss Preamp Factor APos TPos Remark MHz dBuV/m dBuV/m dB dBuV dB/m dB dB cm deg 1 5442.95 39.32 54.00 -14.68 29.56 34.65 8.43 33.32 105 263 Peak 2 5690.00 88.00 ------ ------ 77.82 35.00 8.54 33.36 105 263 Average

Mode	42	
	LF	
	U-NII-1_5.15-5.25_802.11n HT40_CH38_5190MHz	
ANT	22	
Pol.	Horizontal	Vertical
Peak Avg	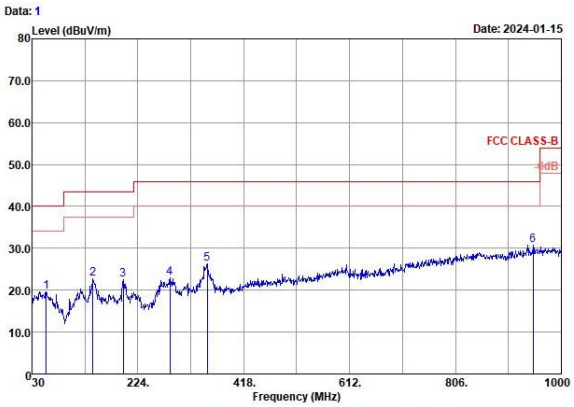 Freq Level Over Limit Limit Line ReadAntenna Level Cable Loss Preamp Factor A/Pos T/Pos Remark MHz dBuV/m dB dBuV/m dBuV dB/m dB dB cm deg 1 56.19 19.60 -20.40 40.00 34.48 19.26 0.76 34.90 --- --- Peak 2 141.55 22.78 -20.72 43.50 37.98 18.27 1.25 34.72 --- --- Peak 3 196.84 22.47 -21.03 43.50 39.53 16.17 1.47 34.70 --- --- Peak 4 283.17 22.95 -23.05 46.00 37.24 18.60 1.75 34.64 --- --- Peak 5 351.07 26.34 -19.66 46.00 38.76 20.24 1.94 34.60 --- --- Peak 6 948.59 30.84 -15.16 46.00 32.14 29.74 3.26 34.30 --- --- Peak	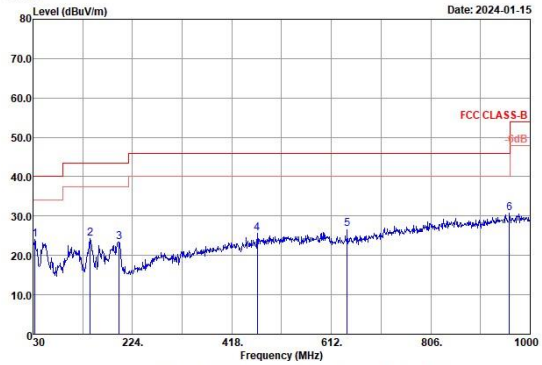 Freq Level Over Limit Limit Line ReadAntenna Level Cable Loss Preamp Factor A/Pos T/Pos Remark MHz dBuV/m dB dBuV/m dBuV dB/m dB dB cm deg 1 33.88 24.08 -15.92 40.00 39.95 18.46 0.57 34.90 --- --- Peak 2 141.55 24.36 -19.14 43.50 39.56 18.27 1.25 34.72 --- --- Peak 3 197.81 23.50 -20.00 43.50 40.62 16.11 1.47 34.70 --- --- Peak 4 467.47 25.65 -20.35 46.00 34.91 22.96 2.28 34.50 --- --- Peak 5 643.04 26.71 -19.29 46.00 32.30 26.23 2.69 34.51 --- --- Peak 6 959.26 30.67 -15.33 46.00 31.86 29.81 3.28 34.28 --- --- Peak

Mode	43	
	LF	
	U-NII-3_5.725-5.85_802.11ac VHT80_CH155_5775MHz	
ANT	22	
Pol.	Horizontal	Fundamental
Peak Avg	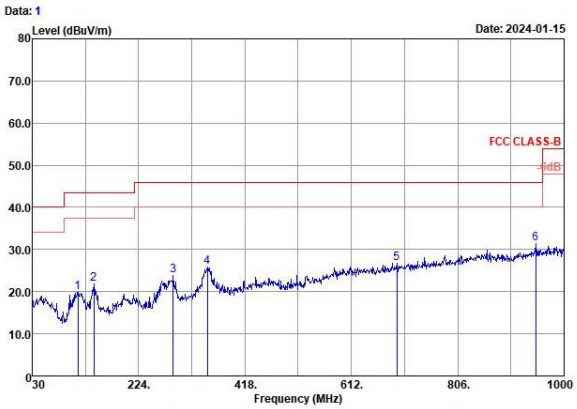 Freq Level Over Limit Limit Line ReadLevel Antenna Factor Cable Loss Preamp Factor A/Pos T/Pos Remark MHz dBuV/m dB dBuV/m dBuV dB/m dB dB cm deg 1 113.42 19.88 -23.62 43.50 37.53 16.00 1.13 34.78 --- --- Peak 2 142.52 21.81 -21.69 43.50 36.93 18.35 1.25 34.72 --- --- Peak 3 287.05 23.91 -22.09 46.00 38.05 18.72 1.76 34.62 --- --- Peak 4 349.13 25.91 -20.09 46.00 38.37 20.20 1.94 34.60 --- --- Peak 5 695.42 26.71 -19.29 46.00 31.30 27.02 2.80 34.41 --- --- Peak 6 948.59 31.41 -14.59 46.00 32.71 29.74 3.26 34.30 --- --- Peak	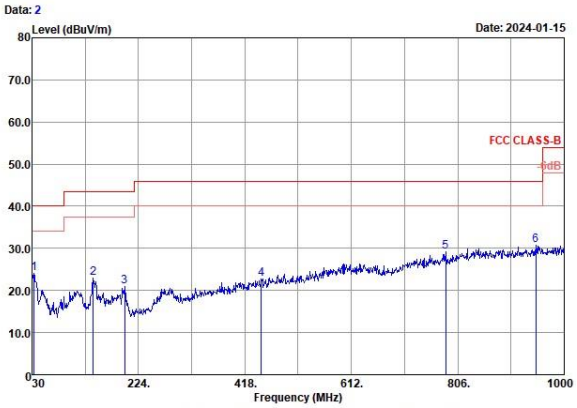 Freq Level Over Limit Limit Line ReadLevel Antenna Factor Cable Loss Preamp Factor A/Pos T/Pos Remark MHz dBuV/m dB dBuV/m dBuV dB/m dB dB cm deg 1 33.88 23.98 -16.02 40.00 39.85 18.46 0.57 34.90 --- --- Peak 2 141.55 23.03 -20.47 43.50 38.23 18.27 1.25 34.72 --- --- Peak 3 198.78 20.84 -22.66 43.50 38.01 16.05 1.48 34.70 --- --- Peak 4 448.07 22.62 -23.38 46.00 32.18 22.70 2.24 34.50 --- --- Peak 5 783.69 29.09 -16.91 46.00 32.67 27.76 3.00 34.34 --- --- Peak 6 948.59 30.69 -15.31 46.00 31.99 29.74 3.26 34.30 --- --- Peak

Mode	44	
	Band Edge	
	U-NII-1_5.15-5.25_802.11a_CH40_5200MHz	
ANT	22	
Pol.	Horizontal	Fundamental
Peak	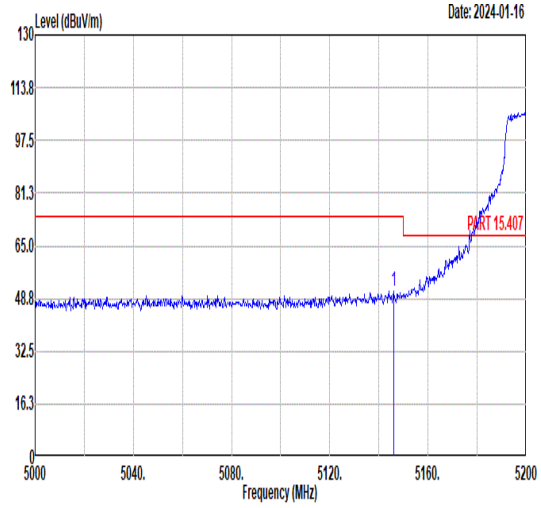 Freq Level Limit Line Margin Read Level Ant Factor Cable Loss Preamp Factor APos TPos Remark MHz dBuV/m dBuV/m dB dBuV dB/m dB dB cm deg 1 5146.00 50.97 74.00 -23.03 41.47 34.42 7.92 32.84 103 73 PEAK	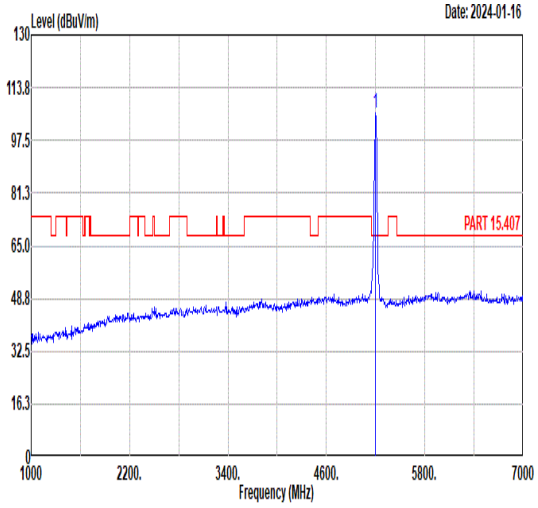 Freq Level Limit Line Margin Read Level Ant Factor Cable Loss Preamp Factor APos TPos Remark MHz dBuV/m dBuV/m dB dBuV dB/m dB dB cm deg 1 5200.00 106.13 ------ ------ 96.65 34.46 7.95 32.93 103 73 PEAK
Avg	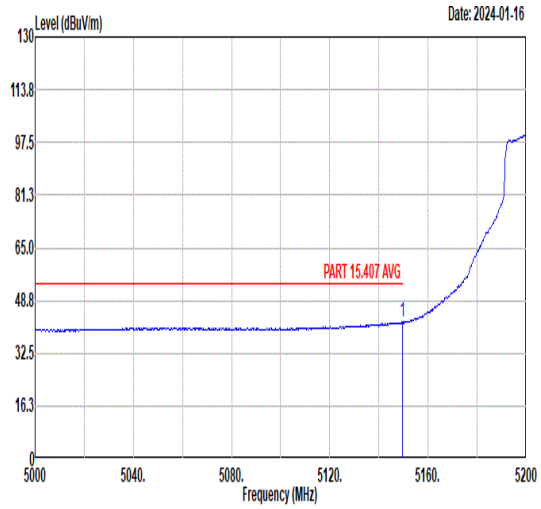 Freq Level Limit Line Margin Read Level Ant Factor Cable Loss Preamp Factor APos TPos Remark MHz dBuV/m dBuV/m dB dBuV dB/m dB dB cm deg 1 5149.60 42.01 54.00 -11.99 32.52 34.42 7.92 32.85 103 73 AVERAGE	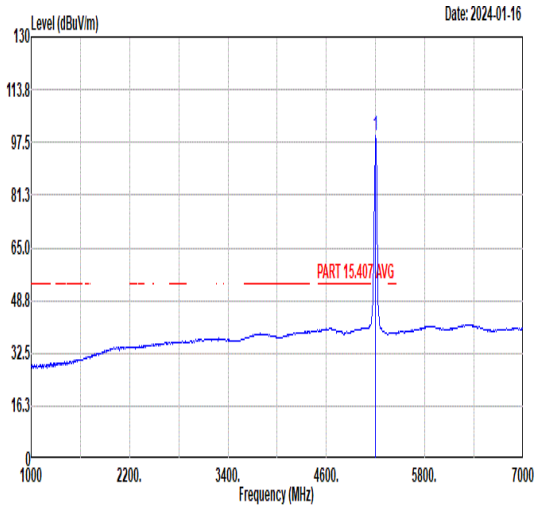 Freq Level Limit Line Margin Read Level Ant Factor Cable Loss Preamp Factor APos TPos Remark MHz dBuV/m dBuV/m dB dBuV dB/m dB dB cm deg 1 5200.00 99.49 ------ ------ 90.01 34.46 7.95 32.93 103 73 AVERAGE

Mode	44	
	Band Edge	
	U-NII-1_5.15-5.25_802.11a_CH40_5200MHz	
ANT	22	
Pol.	Vertical	Fundamental
Peak	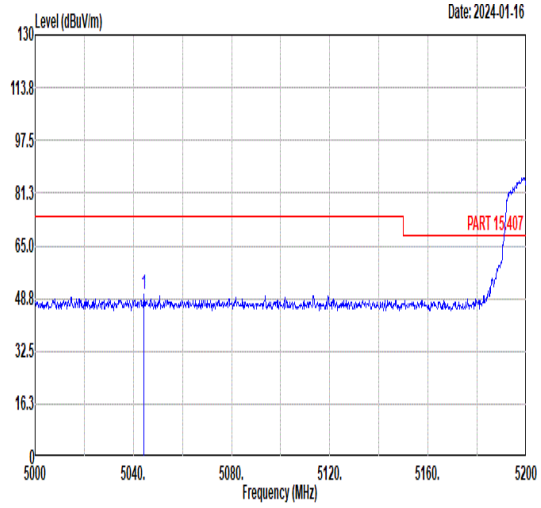 Freq Level Limit Line Margin Read Level Ant Factor Cable Loss Preamp Factor APos TPos Remark MHz dBuV/m dBuV/m dB dBuV dB/m dB dB cm deg 1 5044.40 49.97 74.00 -24.03 40.46 34.34 7.85 32.68 255 297 PEAK	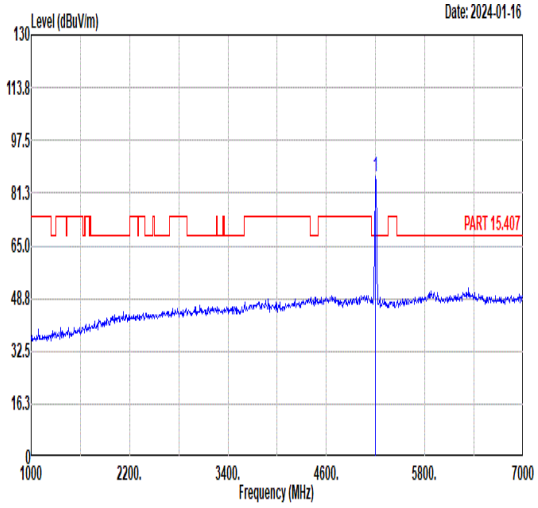 Freq Level Limit Line Margin Read Level Ant Factor Cable Loss Preamp Factor APos TPos Remark MHz dBuV/m dBuV/m dB dBuV dB/m dB dB cm deg 1 5200.00 86.39 ------ ------ 76.91 34.46 7.95 32.93 255 297 PEAK
Avg	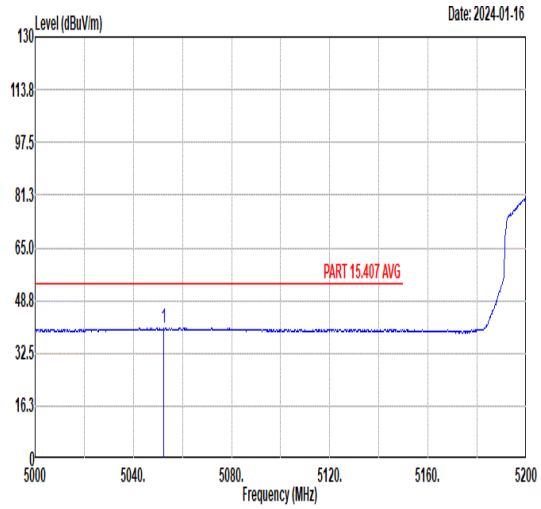 Freq Level Limit Line Margin Read Level Ant Factor Cable Loss Preamp Factor APos TPos Remark MHz dBuV/m dBuV/m dB dBuV dB/m dB dB cm deg 1 5052.20 40.22 54.00 -13.78 30.72 34.34 7.85 32.69 255 297 AVERAGE	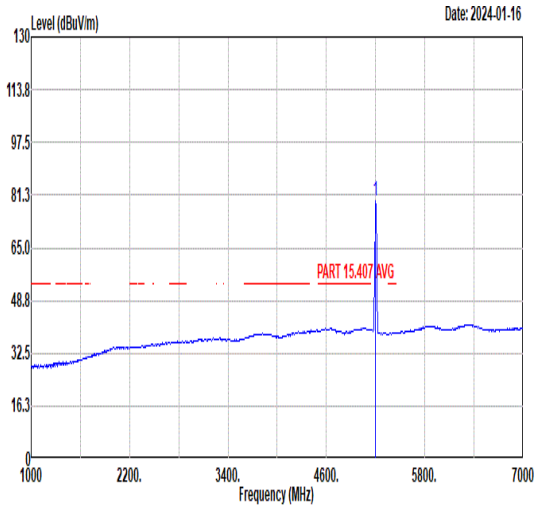 Freq Level Limit Line Margin Read Level Ant Factor Cable Loss Preamp Factor APos TPos Remark MHz dBuV/m dBuV/m dB dBuV dB/m dB dB cm deg 1 5200.00 79.58 ------ ------ 70.10 34.46 7.95 32.93 255 297 AVERAGE

Mode	45
	Band Edge - L
	U-NII-2C_5.47-5.725_802.11n HT40_CH110_5550MHz
ANT	22

Pol.	Horizontal	Fundamental
Peak	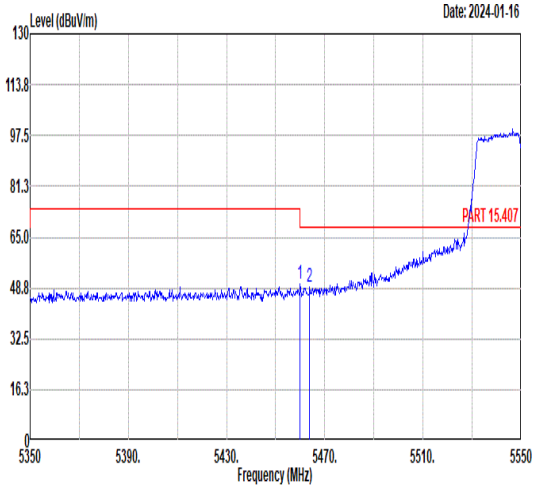 Freq Level Limit Line Margin Read Level Ant Factor Cable Loss Preamp Factor APos TPos Remark MHz dBuV/m dBuV/m dB dBuV dB/m dB dB cm deg 1 5460.00 49.83 68.30 -18.47 40.11 34.66 8.41 33.35 105 293 PEAK 2 5463.80 49.15 68.30 -19.15 39.43 34.67 8.40 33.35 105 293 PEAK	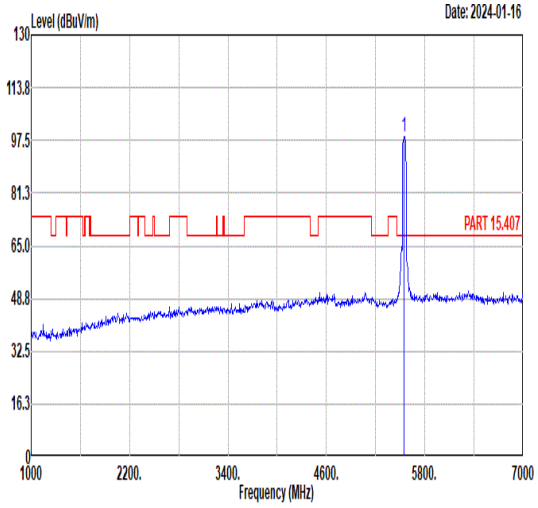 Freq Level Limit Line Margin Read Level Ant Factor Cable Loss Preamp Factor APos TPos Remark MHz dBuV/m dBuV/m dB dBuV dB/m dB dB cm deg 1 5550.00 98.72 ------ ------ 89.05 34.77 8.29 33.39 105 293 PEAK
Avg	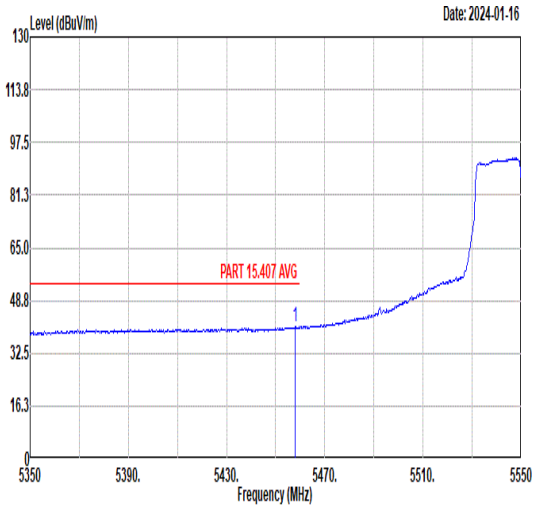 Freq Level Limit Line Margin Read Level Ant Factor Cable Loss Preamp Factor APos TPos Remark MHz dBuV/m dBuV/m dB dBuV dB/m dB dB cm deg 1 5457.80 40.71 54.00 -13.29 30.98 34.66 8.41 33.34 105 293 AVERAGE	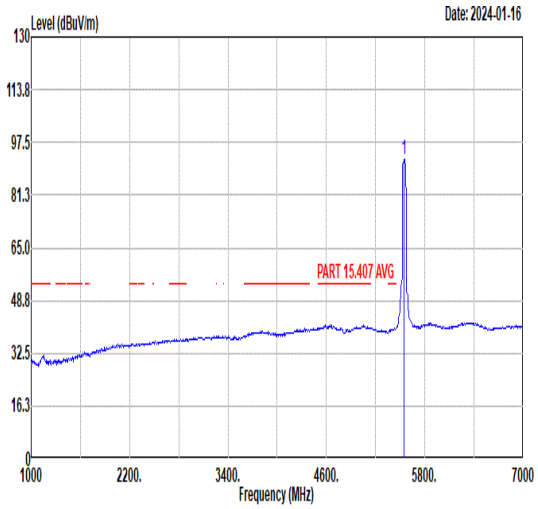 Freq Level Limit Line Margin Read Level Ant Factor Cable Loss Preamp Factor APos TPos Remark MHz dBuV/m dBuV/m dB dBuV dB/m dB dB cm deg 1 5550.00 92.31 ------ ------ 82.64 34.78 8.28 33.39 105 293 AVERAGE

Mode	45	
	Band Edge - R	
	U-NII-2C_5.47-5.725_802.11n HT40_CH110_5550MHz	
ANT	22	
Pol.	Horizontal	Fundamental
Peak	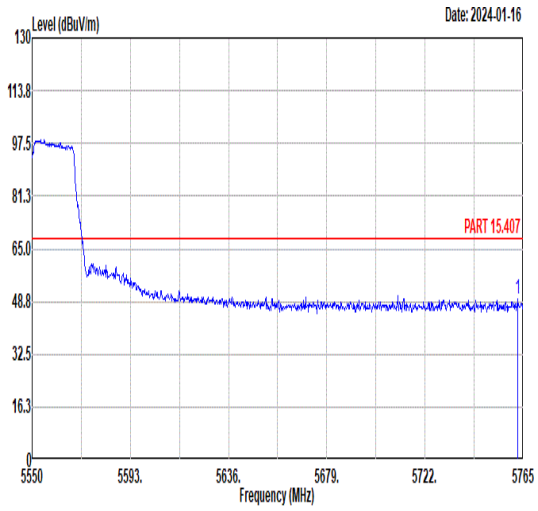 Freq Level Limit Line Margin Read Level Ant Factor Cable Loss Preamp Factor APos TPos Remark MHz dBuV/m dBuV/m dB dBuV dB/m dB dB cm deg 1 5762.42 49.45 68.30 -18.85 38.87 35.12 8.81 33.35 105 293 PEAK	Blank

Mode	45	
	Band Edge - L	
	U-NII-2C_5.47-5.725_802.11n HT40_CH110_5550MHz	
ANT	22	
Pol.	Vertical	Fundamental
Peak	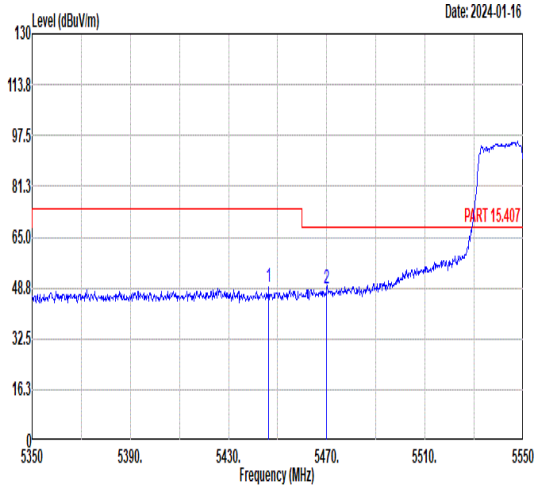 Freq Level Limit Line Margin Read Level Ant Factor Cable Loss Preamp Factor APos TPos Remark MHz dBuV/m dBuV/m dB dBuV dB/m dB dB cm deg 1 5446.40 48.89 74.00 -25.11 39.14 34.65 8.43 33.33 322 241 PEAK 2 5470.00 48.71 68.30 -19.59 39.00 34.67 8.40 33.36 322 241 PEAK	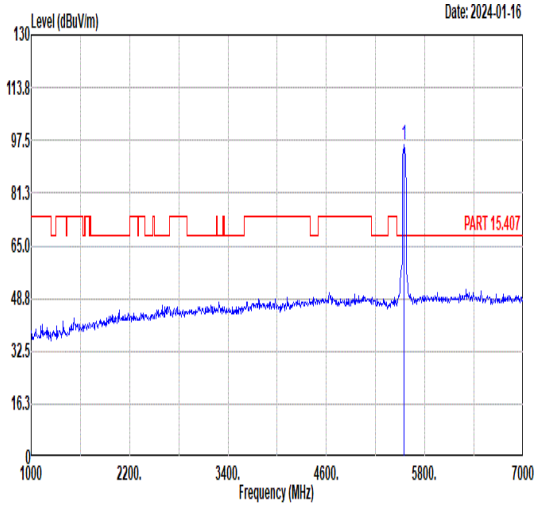 Freq Level Limit Line Margin Read Level Ant Factor Cable Loss Preamp Factor APos TPos Remark MHz dBuV/m dBuV/m dB dBuV dB/m dB dB cm deg 1 5550.00 96.07 ------ ------ 86.40 34.77 8.29 33.39 322 241 PEAK
Avg	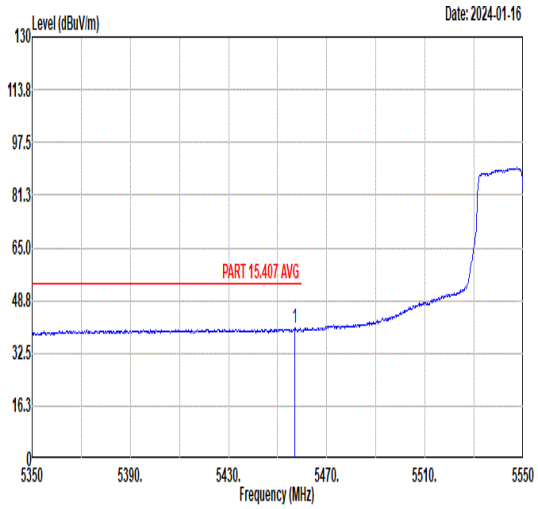 Freq Level Limit Line Margin Read Level Ant Factor Cable Loss Preamp Factor APos TPos Remark MHz dBuV/m dBuV/m dB dBuV dB/m dB dB cm deg 1 5457.00 40.28 54.00 -13.72 30.55 34.66 8.41 33.34 322 241 AVERAGE	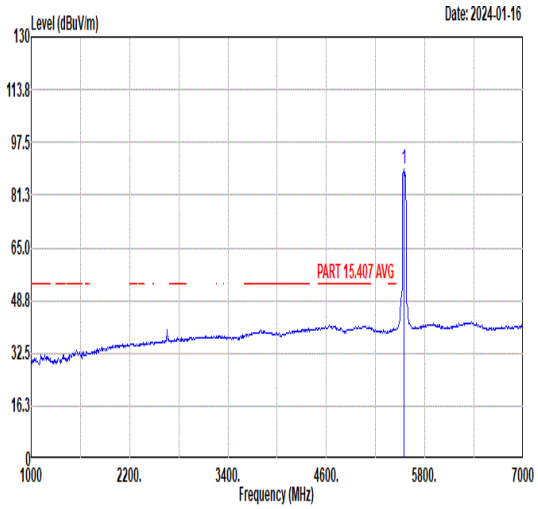 Freq Level Limit Line Margin Read Level Ant Factor Cable Loss Preamp Factor APos TPos Remark MHz dBuV/m dBuV/m dB dBuV dB/m dB dB cm deg 1 5550.00 89.30 ------ ------ 79.63 34.77 8.29 33.39 322 241 AVERAGE

Mode	45	
	Band Edge - R	
	U-NII-2C_5.47-5.725_802.11n HT40_CH110_5550MHz	
ANT	22	
Pol.	Vertical	Fundamental
Peak	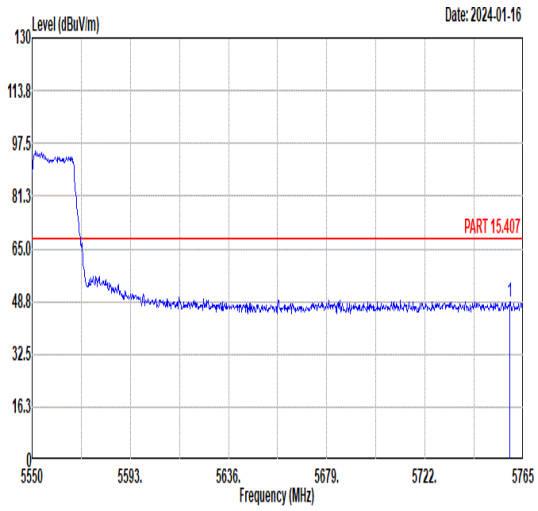 Freq Level Limit Line Margin Read Level Ant Factor Cable Loss Preamp Factor APos TPos Remark MHz dBuV/m dBuV/m dB dBuV dB/m dB dB cm deg 1 5759.20 48.70 68.30 -19.60 38.14 35.11 8.80 33.35 322 241 PEAK	Blank

<Co-location>

11n HT40_Ch38+LTE_B13

11n HT40_Ch38 (Band Edge @ 3m)

	5GHz 5250~5350MHz Band Edge @ 3m	
	11n HT40_Ch38 +LTE_B13Co-location	
	Horizontal	Fundamental
Peak	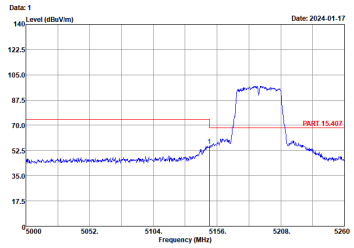	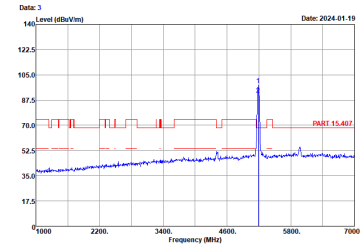
Avg.	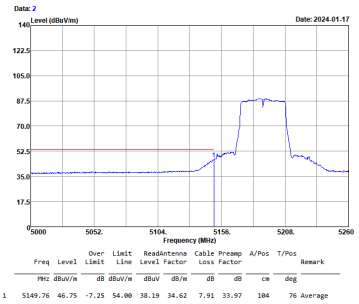	Blank

	5GHz 5250~5350MHz Band Edge @ 3m	
	11n HT40_Ch38 +LTE_B13Co-location	
	Horizontal	Fundamental
Peak	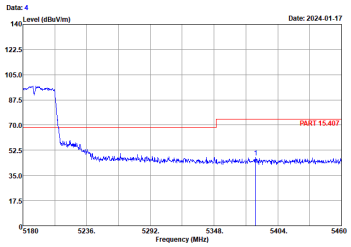 Freq Level Over Limit Limit Line ReadAntenna Level Factor Cable Loss Preamp Factor A/Pos T/Pos Remark MHz dBuV/m dB dBuV/m dBuV dB/m dB dB cm deg 1 5384.68 47.49 -26.51 74.00 38.08 34.81 8.38 33.78 104 76 Peak	Blank
Avg.	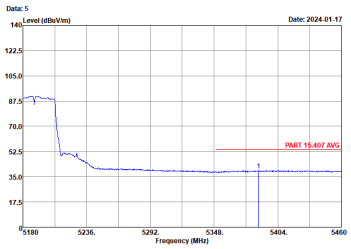 Freq Level Over Limit Limit Line ReadAntenna Level Factor Cable Loss Preamp Factor A/Pos T/Pos Remark MHz dBuV/m dB dBuV/m dBuV dB/m dB dB cm deg 1 5386.92 39.33 -14.67 54.00 29.92 34.81 8.38 33.78 104 76 Average	Blank

	5GHz 5250~5350MHz Band Edge @ 3m	
	11n HT40_Ch38 +LTE_B13Co-location	
	Vertical	Fundamental
Peak	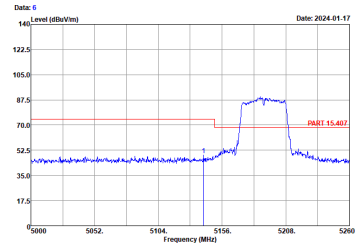 Freq Level Over Limit Limit Line ReadAntenna Level Factor Cable Loss Preamp Factor A/Pos T/Pos Remark MHz dBuV/m dB dBuV/m dBuV dB/m dB dB cm deg 1 5140.92 49.24 -24.76 74.00 40.70 34.62 7.91 33.99 123 206 Peak	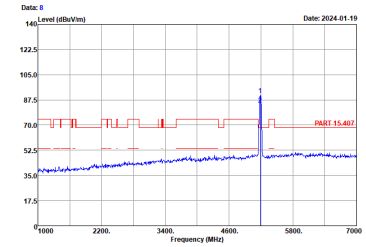 Freq Level Over Limit Limit Line ReadAntenna Level Factor Cable Loss Preamp Factor A/Pos T/Pos Remark MHz dBuV/m dB dBuV/m dBuV dB/m dB dB cm deg 1 * 5190.00 91.01 22.71 68.30 82.38 34.65 7.93 33.95 123 206 Peak 2 5190.00 84.15 ------ ------ 75.52 34.65 7.93 33.95 123 206 Average
Avg.	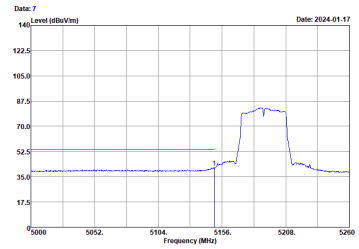 Freq Level Over Limit Limit Line ReadAntenna Level Factor Cable Loss Preamp Factor A/Pos T/Pos Remark MHz dBuV/m dB dBuV/m dBuV dB/m dB dB cm deg 1 5149.76 41.38 -12.62 54.00 32.82 34.62 7.91 33.97 123 206 Average	Blank

	5GHz 5250~5350MHz Band Edge @ 3m	
	11n HT40_Ch38 +LTE_B13Co-location	
	Vertical	Fundamental
Peak	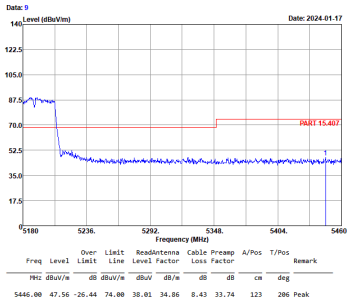	Blank
Avg.	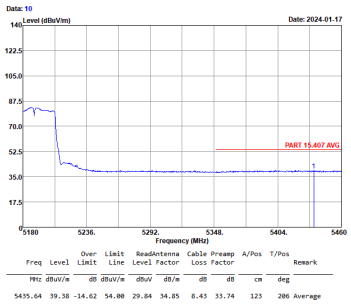	Blank

Harmonic (Harmonic @ 3m)

11n HT40_Ch38 +LTE_B13

	5GHz 5250~5350MHz Band Edge @ 3m	
	11n HT40_Ch38 +LTE_B13Co-location	
	Horizontal	Vertical
Peak Avg.	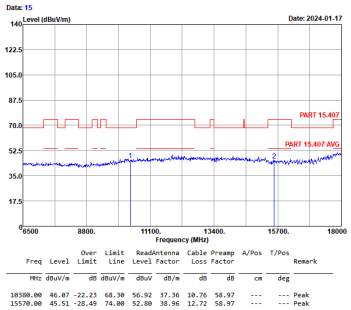	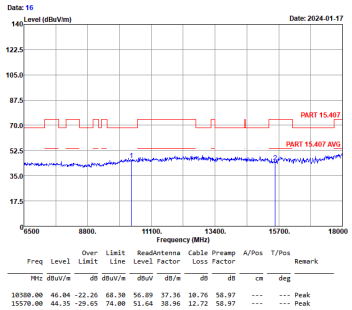

Appendix D. Duty Cycle Plots

Band	Duty Cycle(%)	T(ms)	1/T(kHz)	VBW Setting
802.11a	98.145	-	-	10Hz
802.11n HT20	98.214	-	-	10Hz
802.11n HT40	96.338	0.947	1.056	3KHz
802.11ac VTH80	92.683	0.456	2.193	3KHz

802.11a

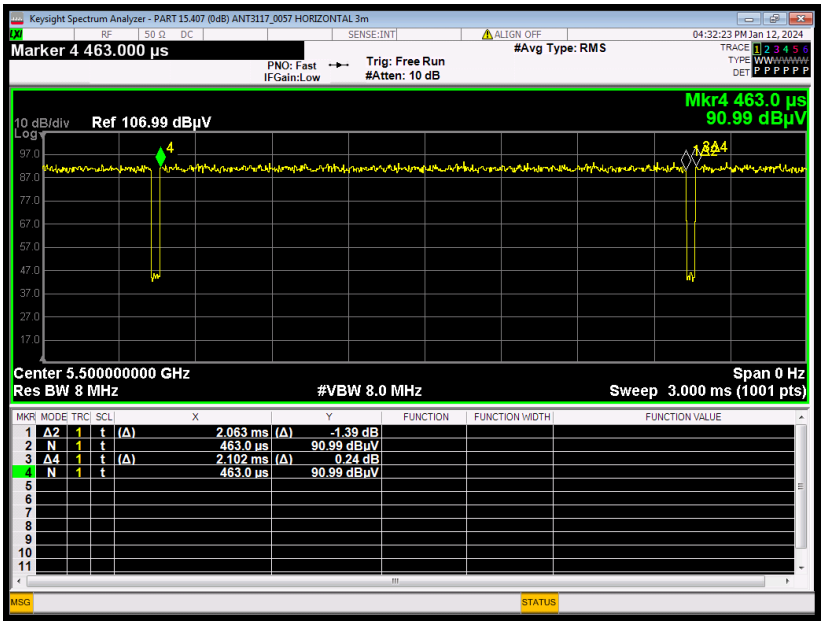

802.11n HT20

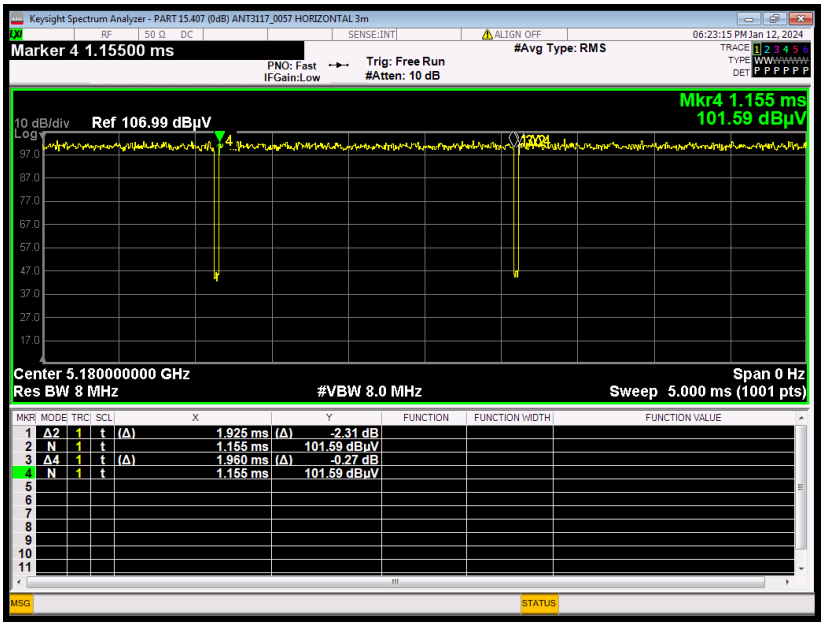

802.11n HT40

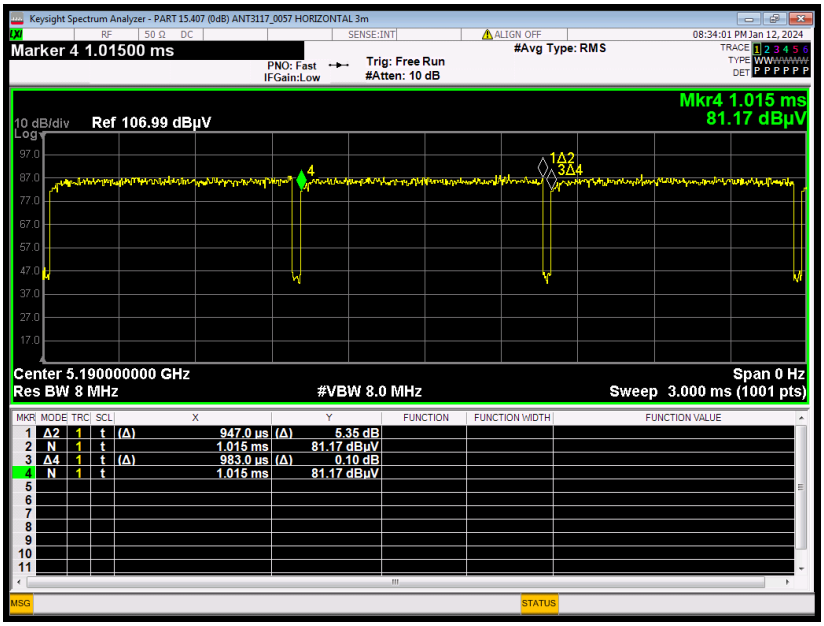
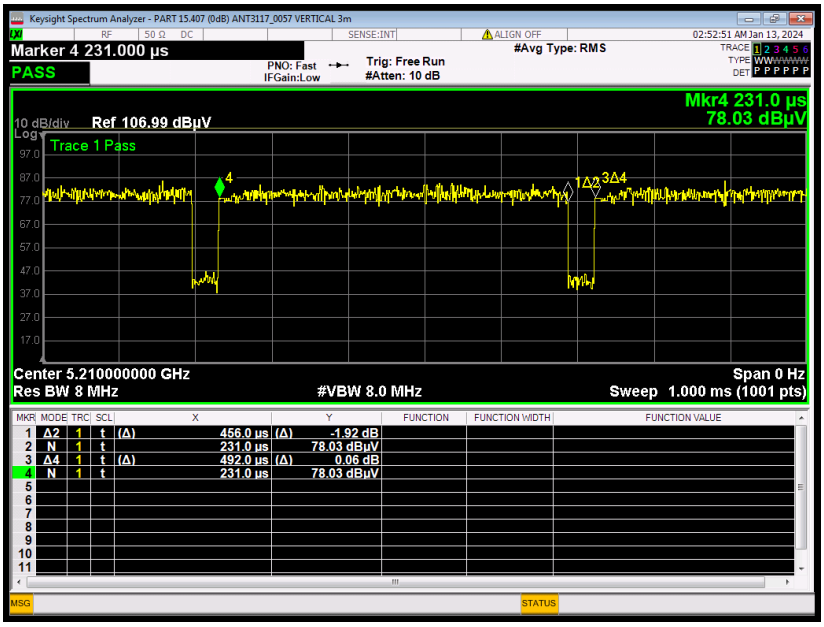
802.11ac VHT80