11B_Ant22_2437_1000~26500

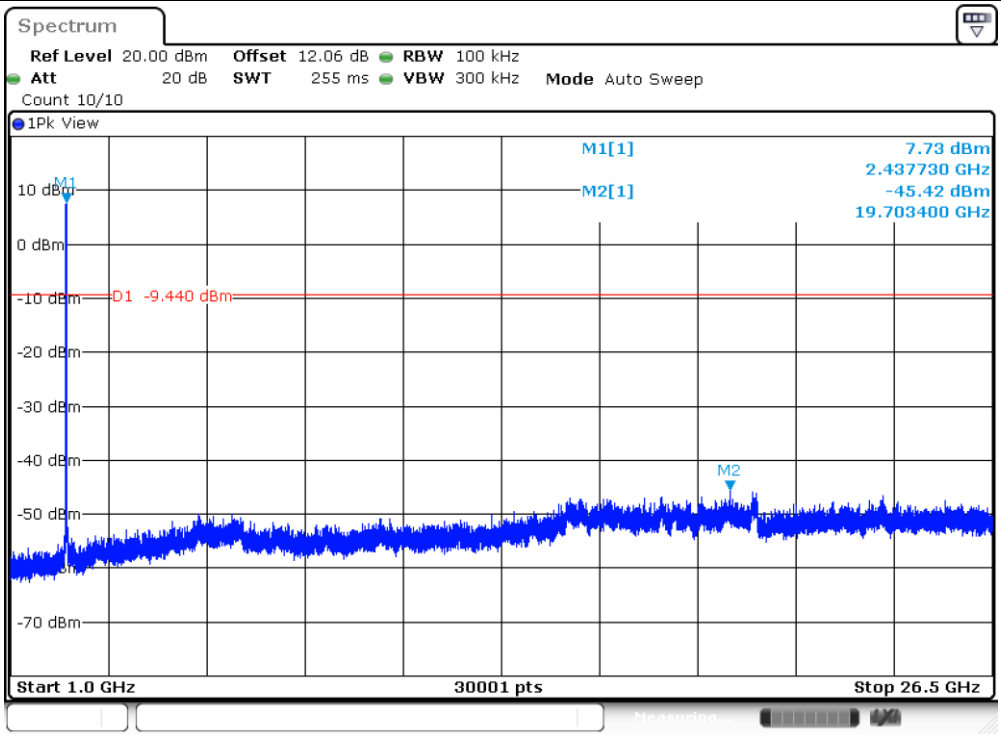

Date: 12.JAN.2024 10:38:54

11B_Ant22_2462_30~1000

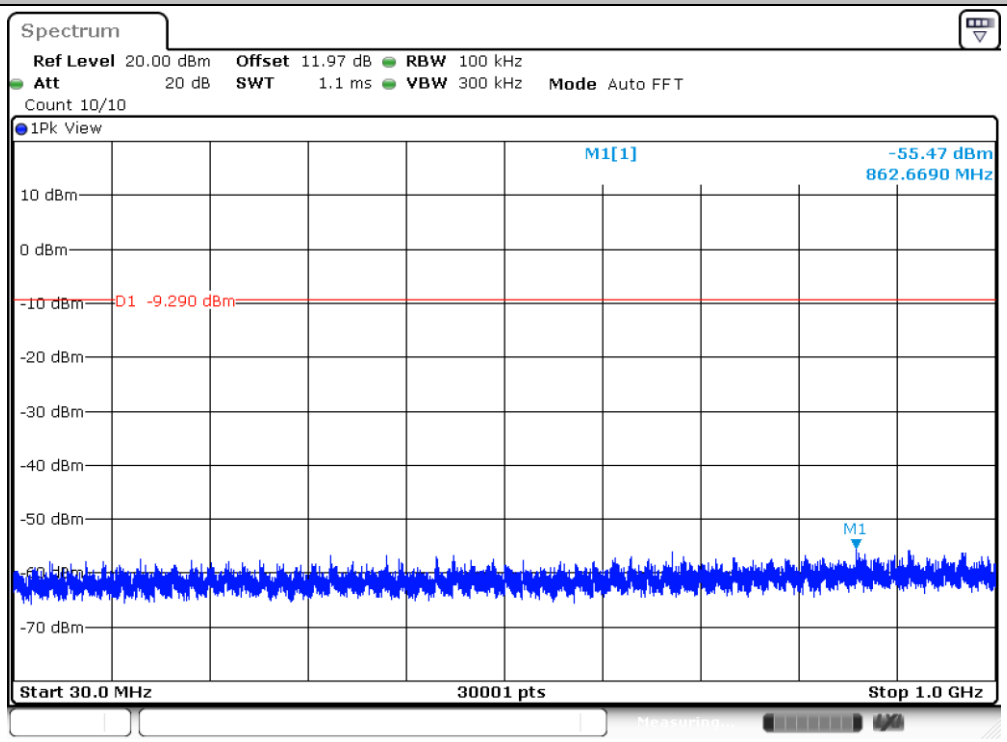

Date: 12.JAN.2024 10:39:57

11B_Ant22_2462_1000~26500

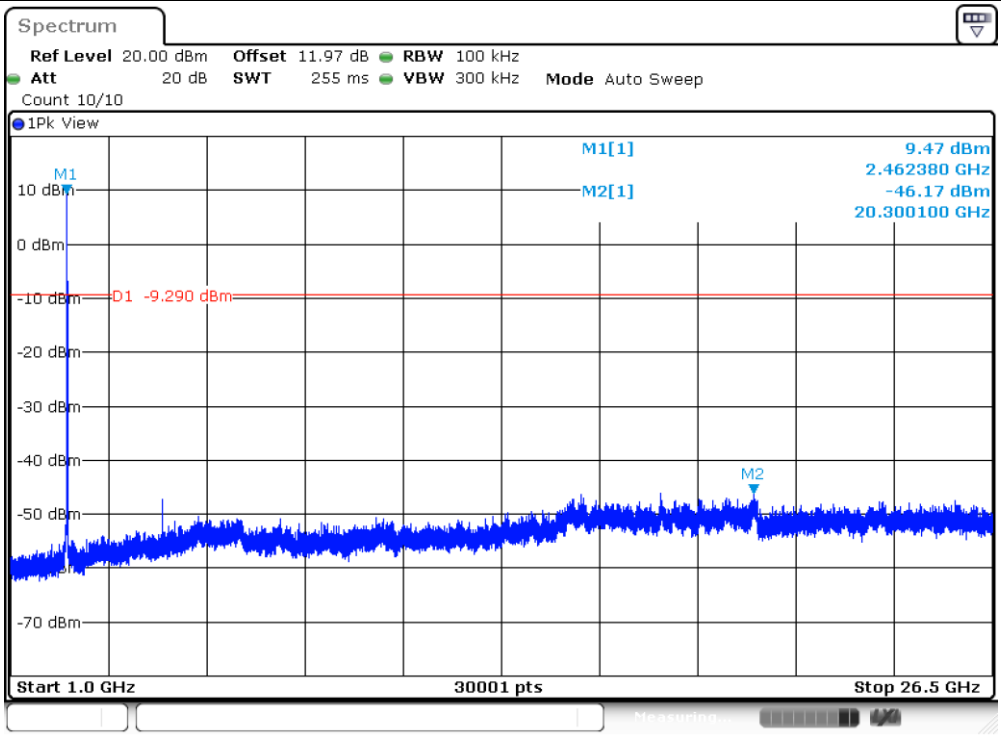

Date: 12.JAN.2024 10:40:19

11G_Ant22_2412_30~1000

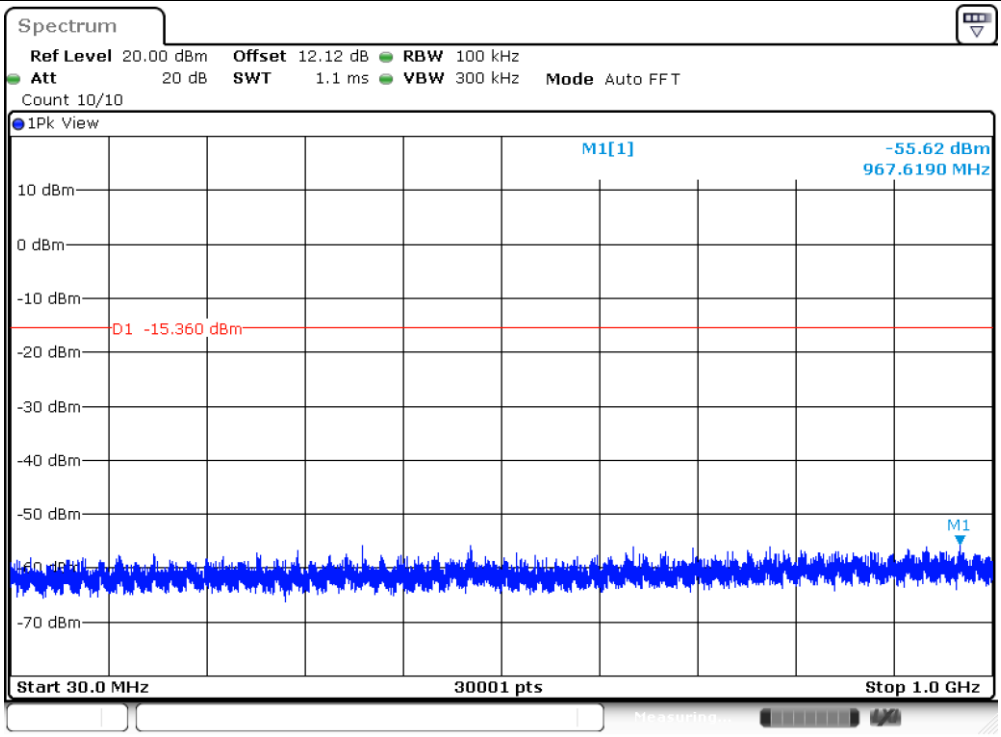

Date: 12.JAN.2024 10:41:22

11G_Ant22_2412_1000~26500

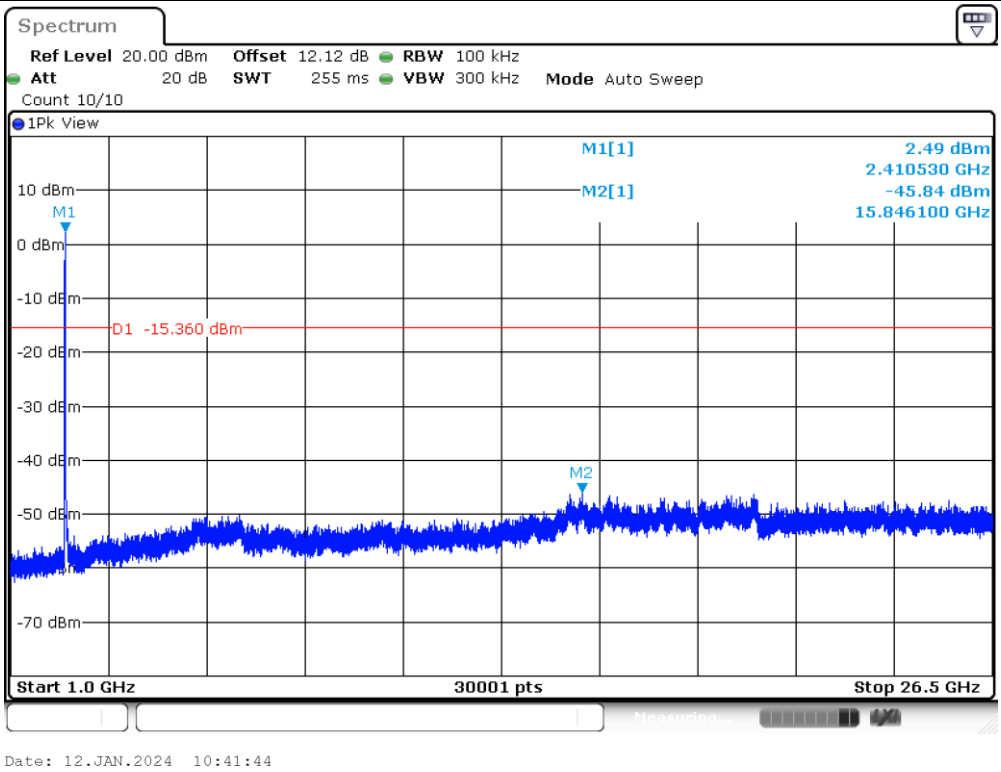

11G_Ant22_2437_30~1000

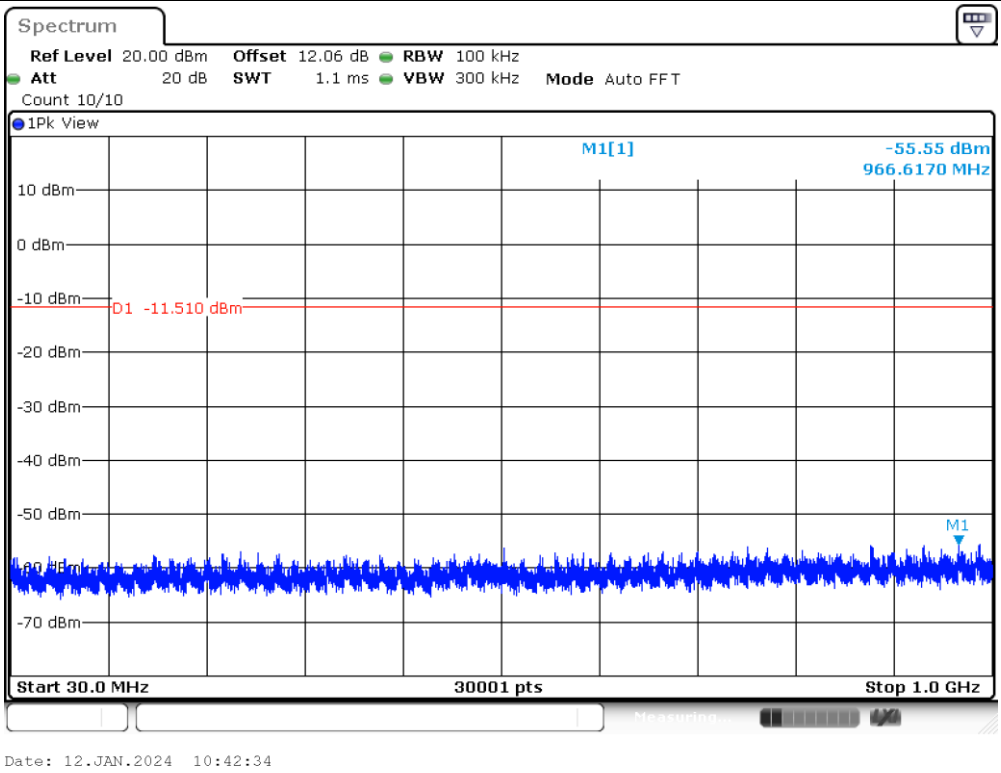

11G_Ant22_2437_1000~26500

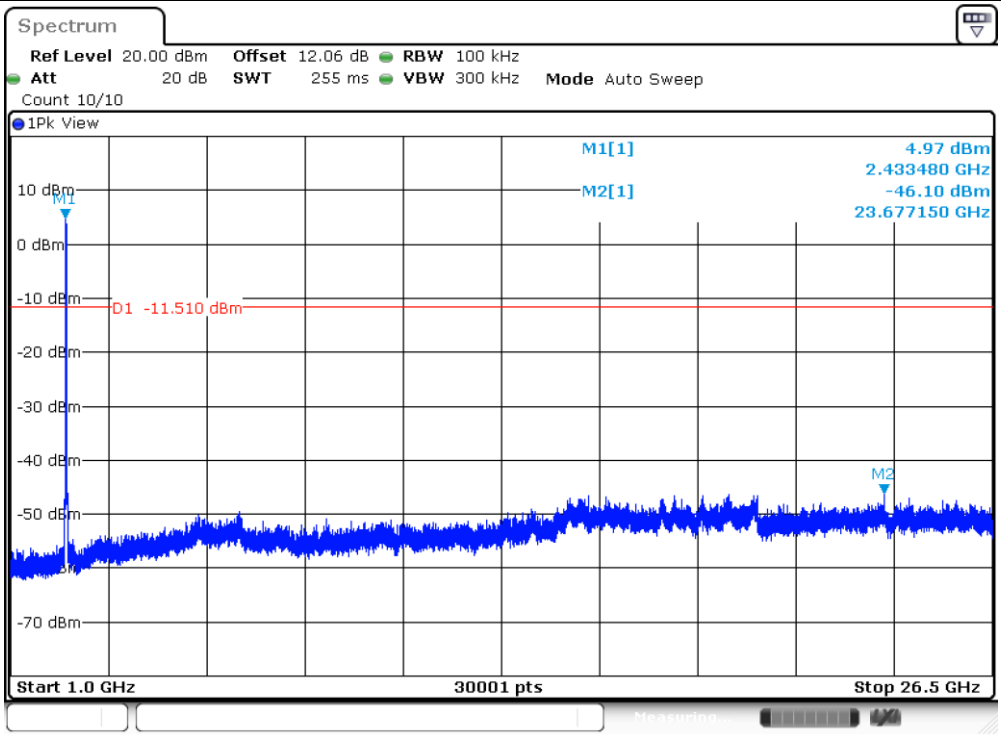

Date: 12.JAN.2024 10:42:56

11G_Ant22_2462_30~1000

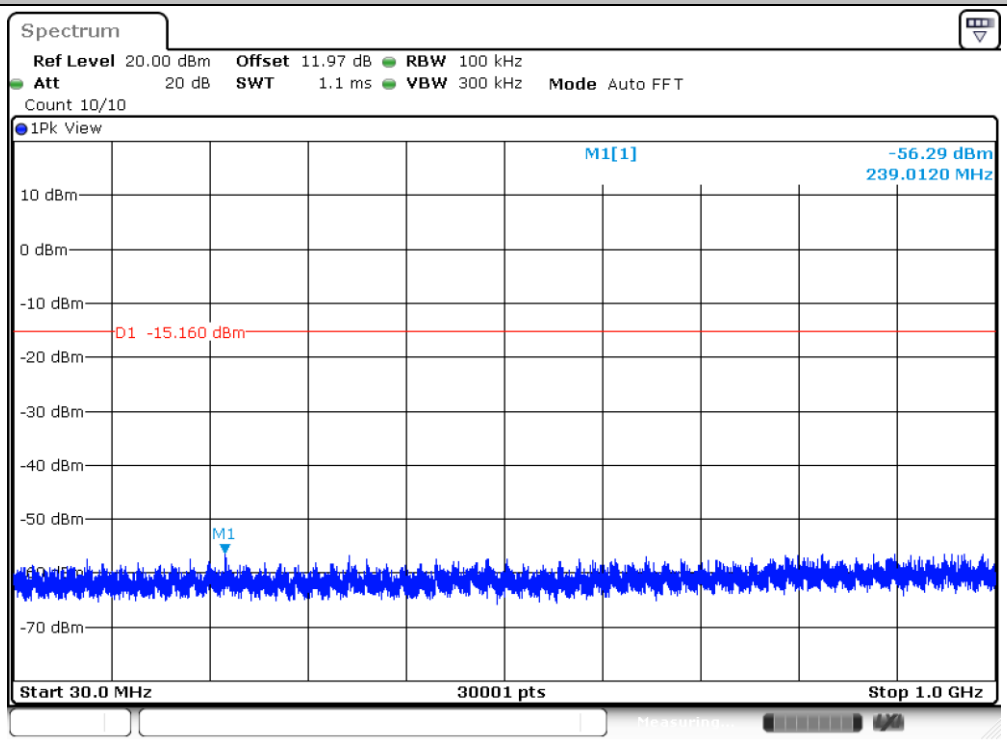

Date: 12.JAN.2024 10:43:59

11G_Ant22_2462_1000~26500

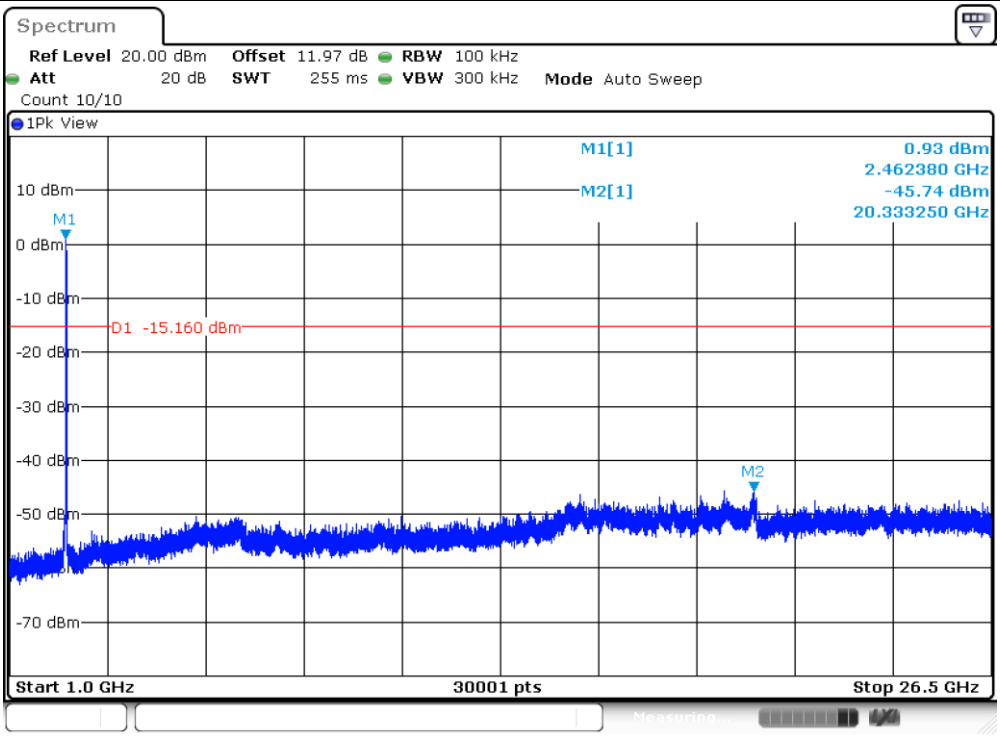

Date: 12.JAN.2024 10:44:21

11N20SISO_Ant22_2412_30~1000

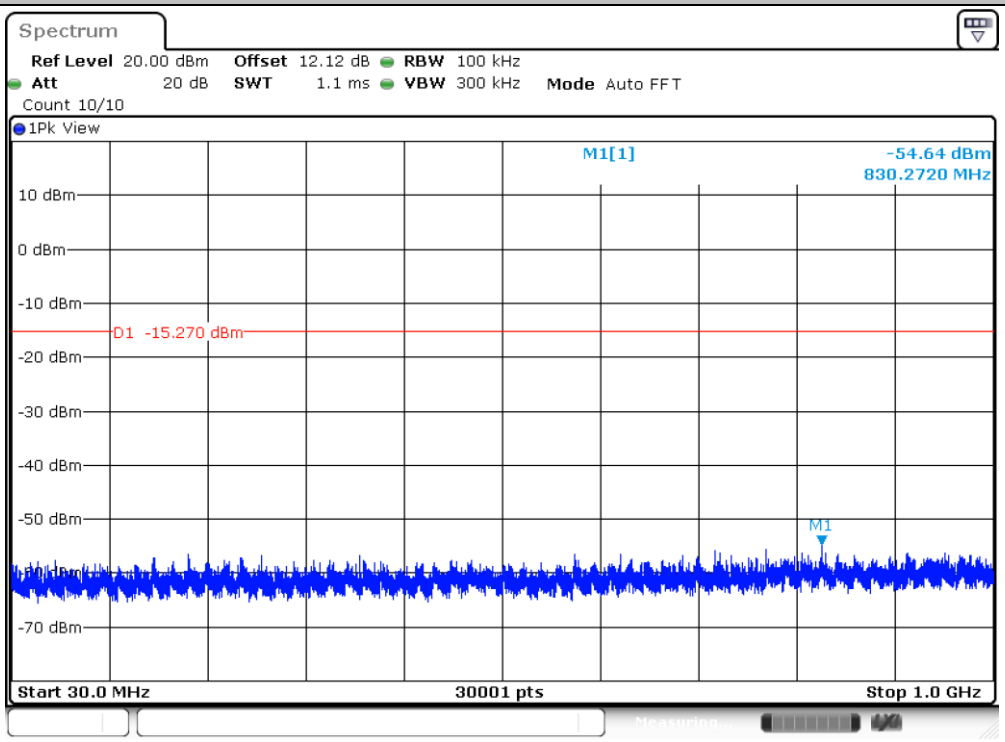

Date: 12.JAN.2024 10:45:24

11N20SISO_Ant22_2412_1000~26500

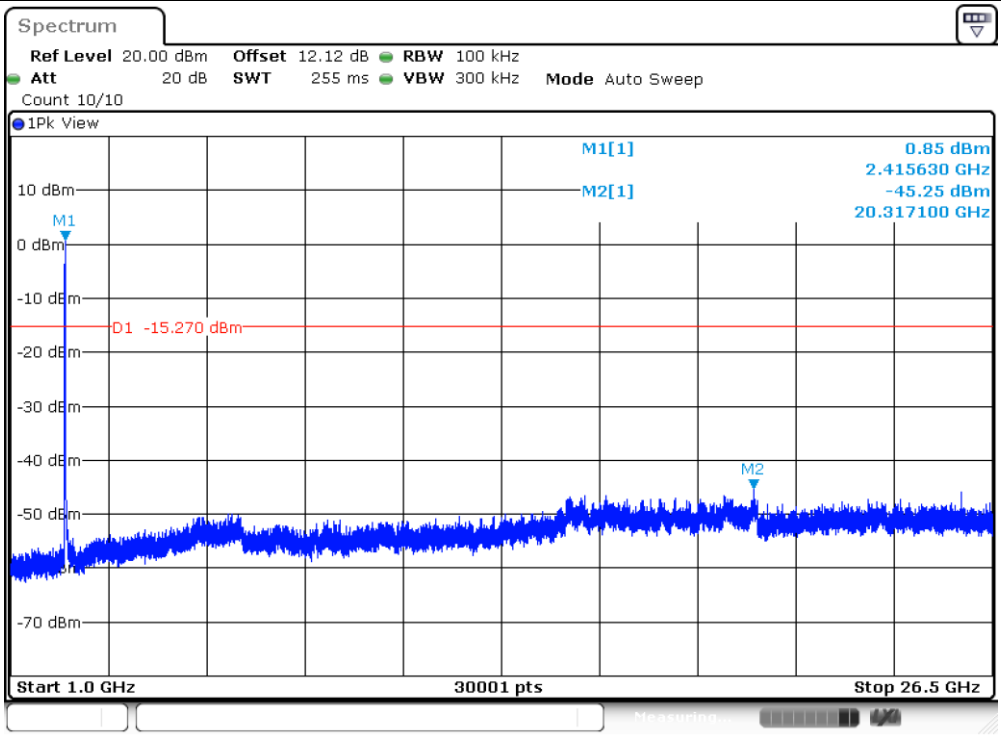

Date: 12.JAN.2024 10:45:46

11N20SISO_Ant22_2437_30~1000

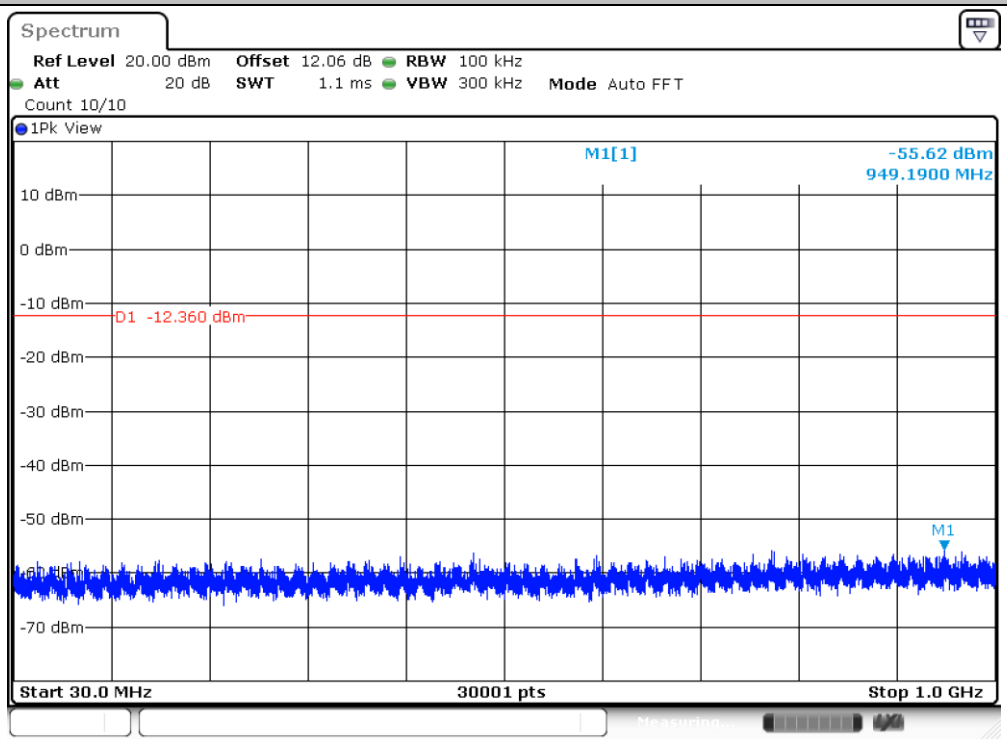

Date: 12.JAN.2024 10:46:37

11N20SISO_Ant22_2437_1000~26500

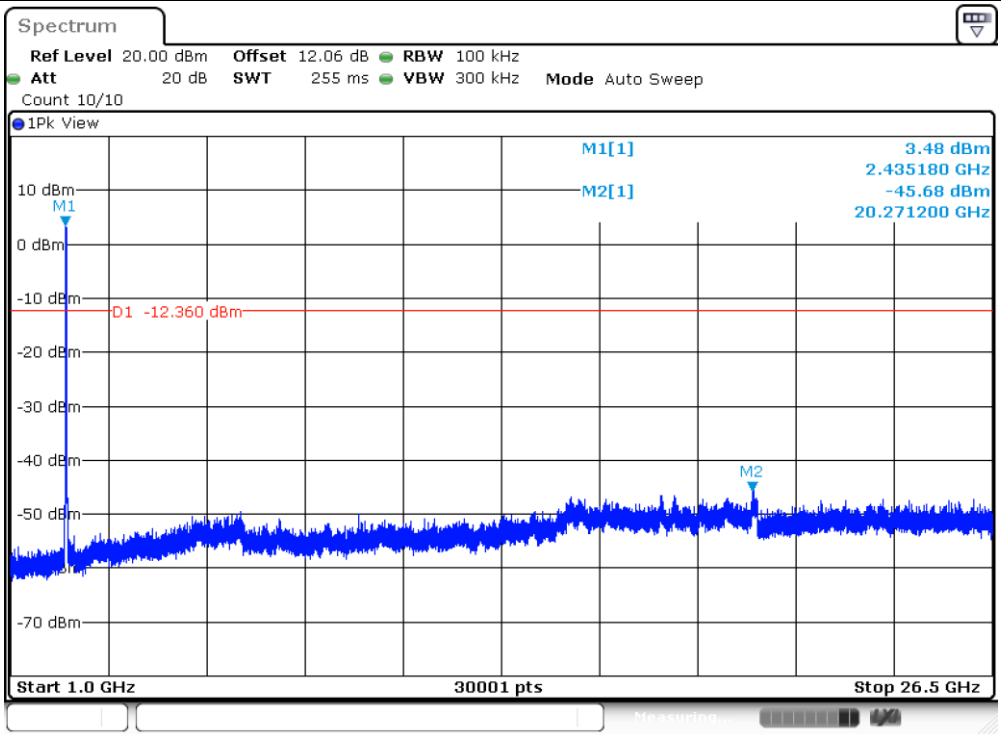

Date: 12.JAN.2024 10:46:59

11N20SISO_Ant22_2462_30~1000

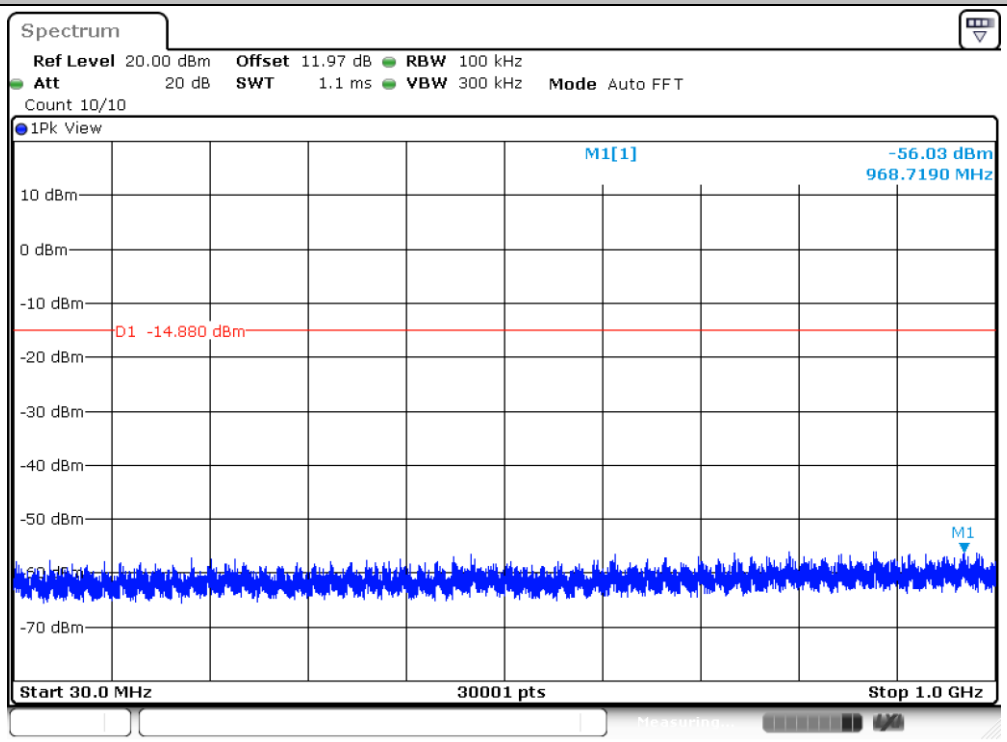

Date: 12.JAN.2024 10:48:02

11N20SISO_Ant22_2462_1000~26500

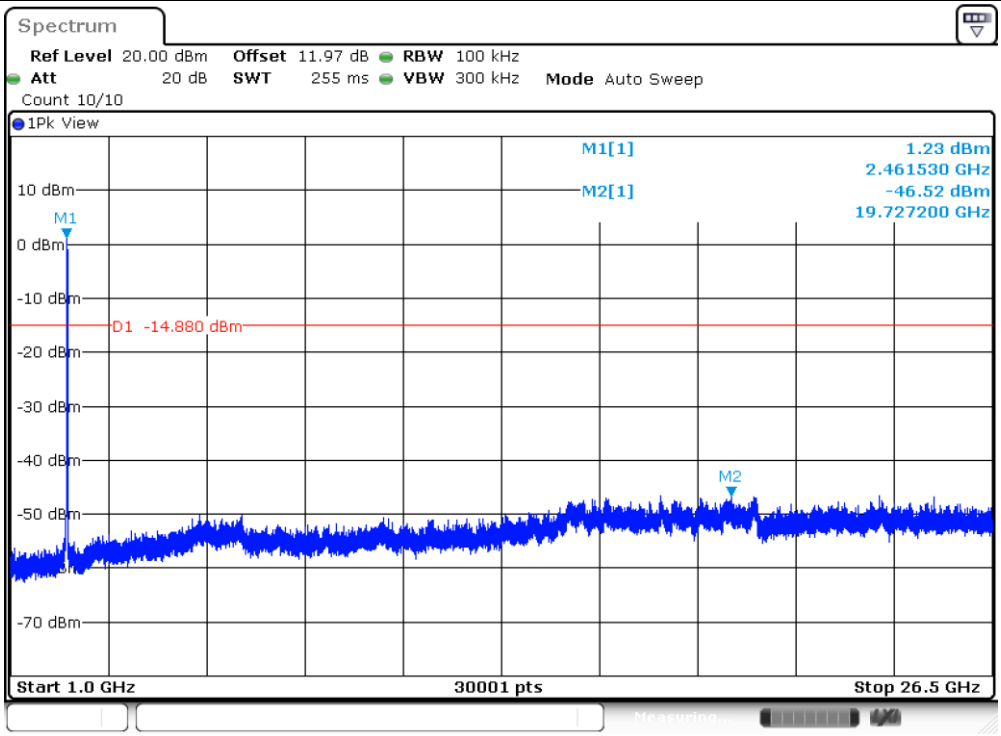

Date: 12.JAN.2024 10:48:24

11N40SISO_Ant22_2422_30~1000

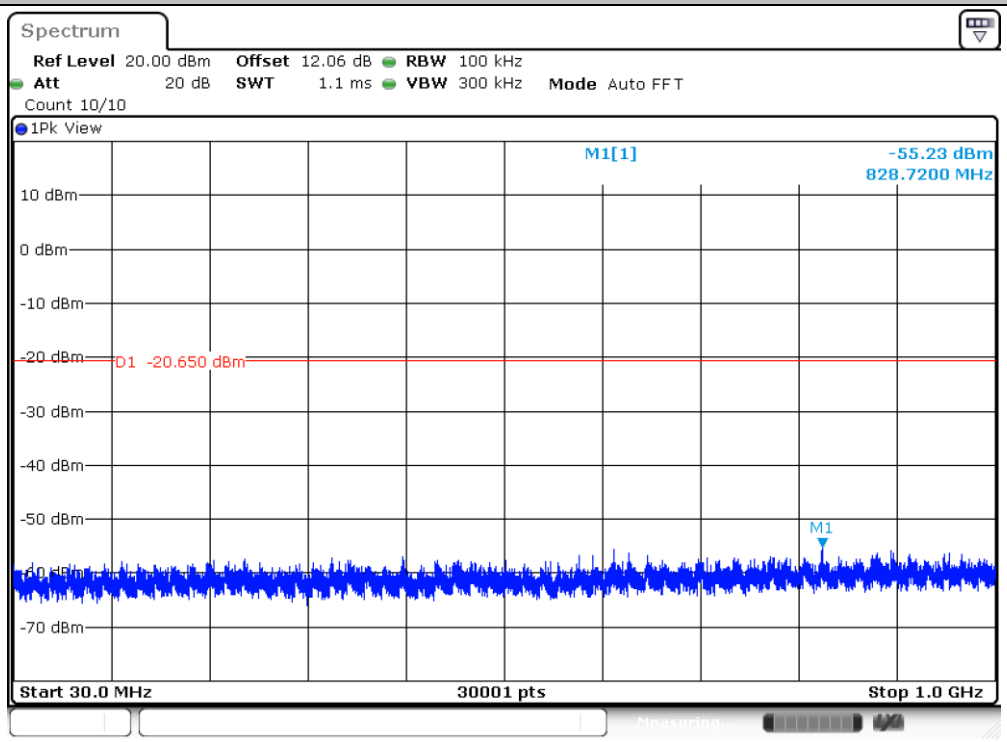

Date: 12.JAN.2024 10:49:27

11N40SISO_Ant22_2422_1000~26500

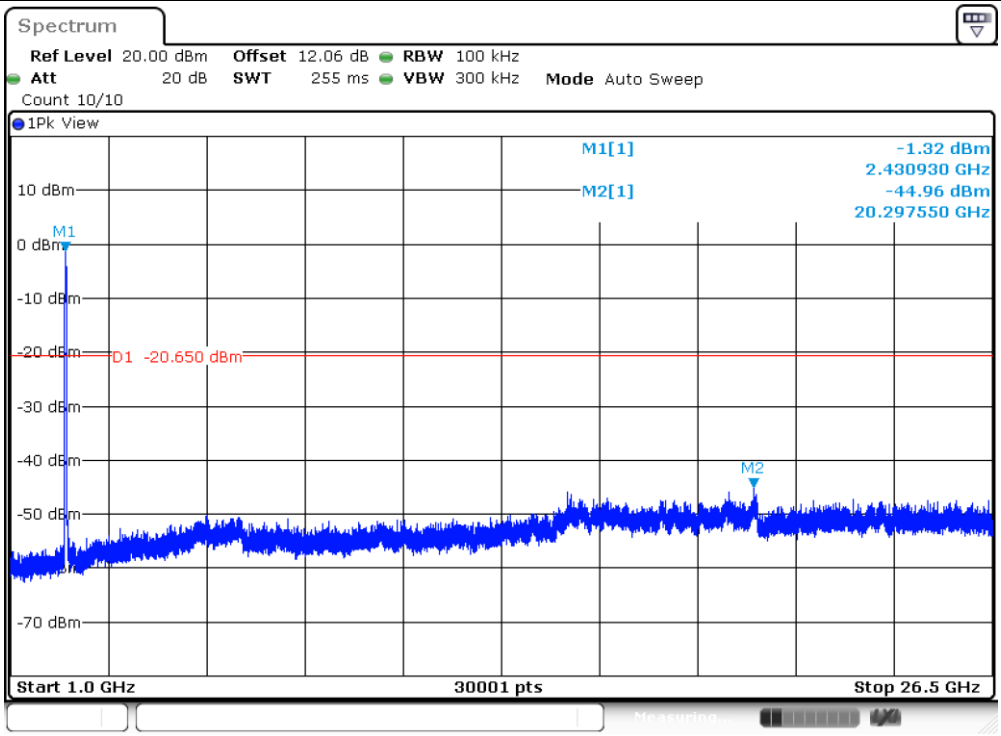

Date: 12.JAN.2024 10:49:49

11N40SISO_Ant22_2437_30~1000

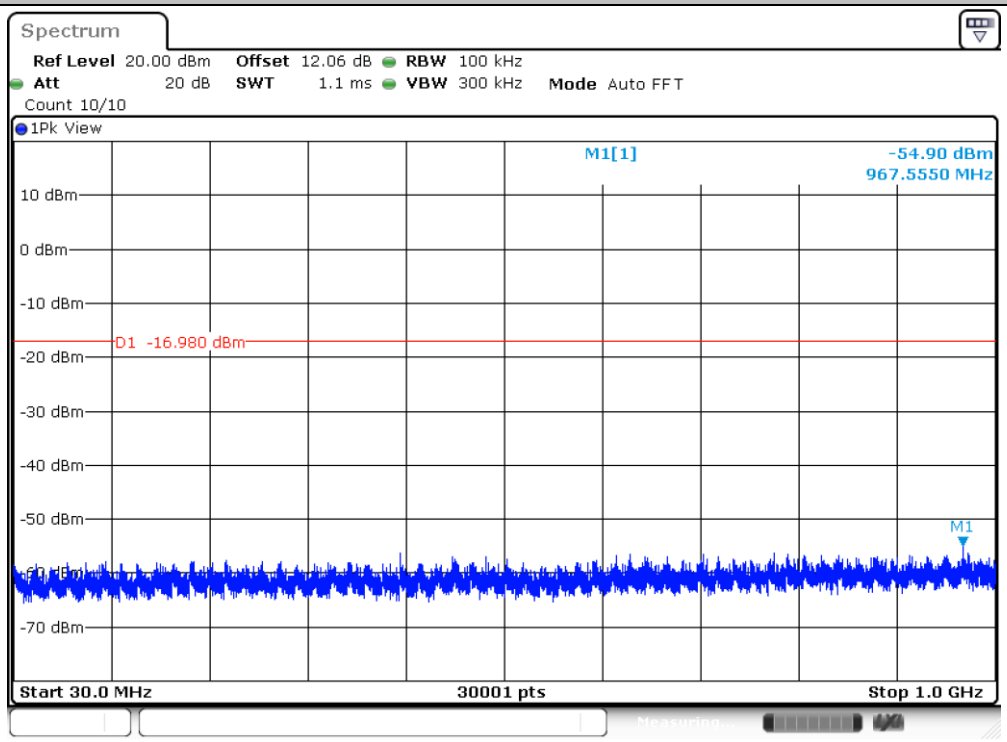

Date: 12.JAN.2024 10:50:40

11N40SISO_Ant22_2437_1000~26500

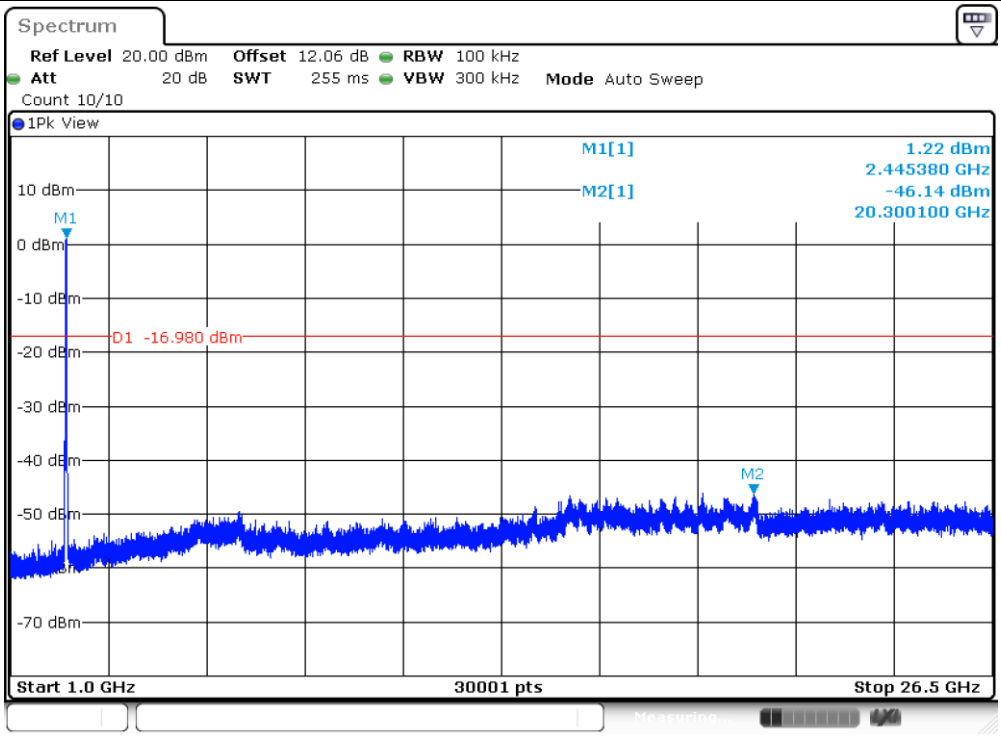

Date: 12.JAN.2024 10:51:02

11N40SISO_Ant22_2452_30~1000

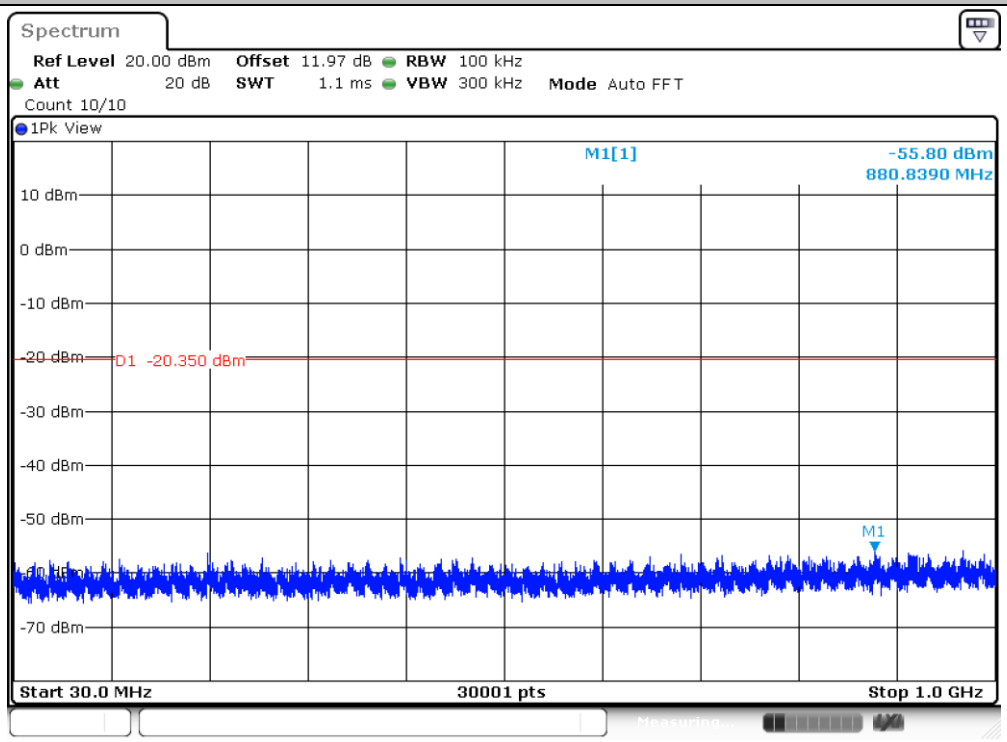

Date: 12.JAN.2024 10:52:06

11N40SISO_Ant22_2452_1000~26500

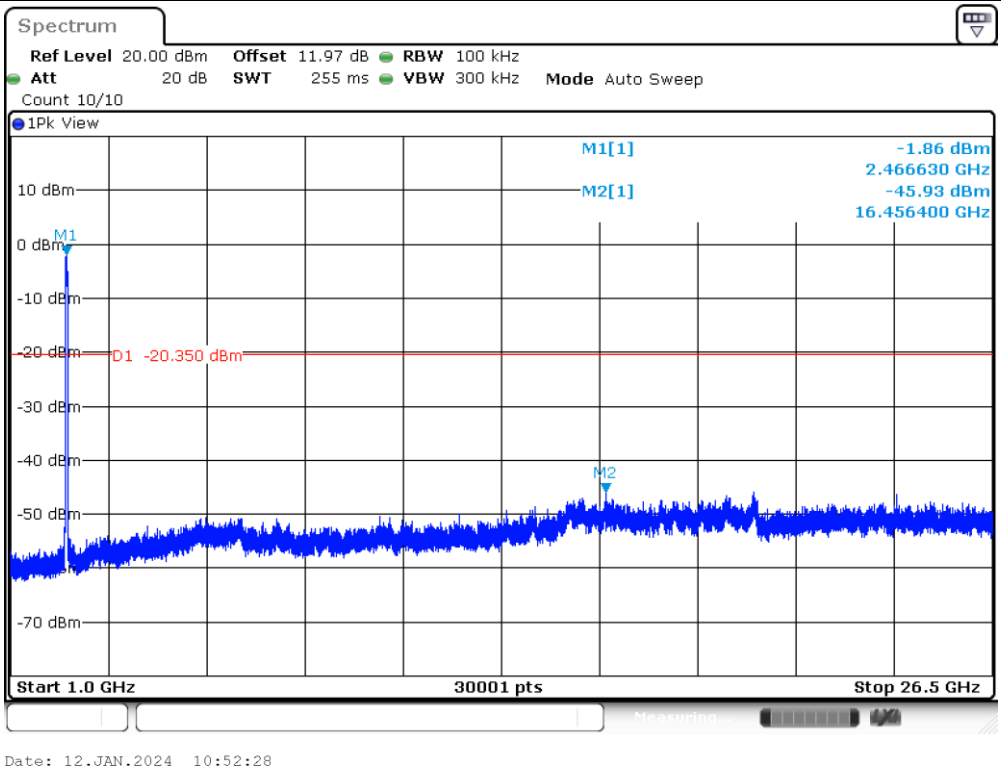

Appendix B. AC Conducted Emission Test Results

Test Engineer :	FangMing Liang	**Temperature :**	22~24℃
		Relative Humidity :	44~50%
Test Voltage :	120Vac / 60Hz	**Phase :**	Line
Remark :	All emissions not reported here are more than 10 dB below the prescribed limit.		

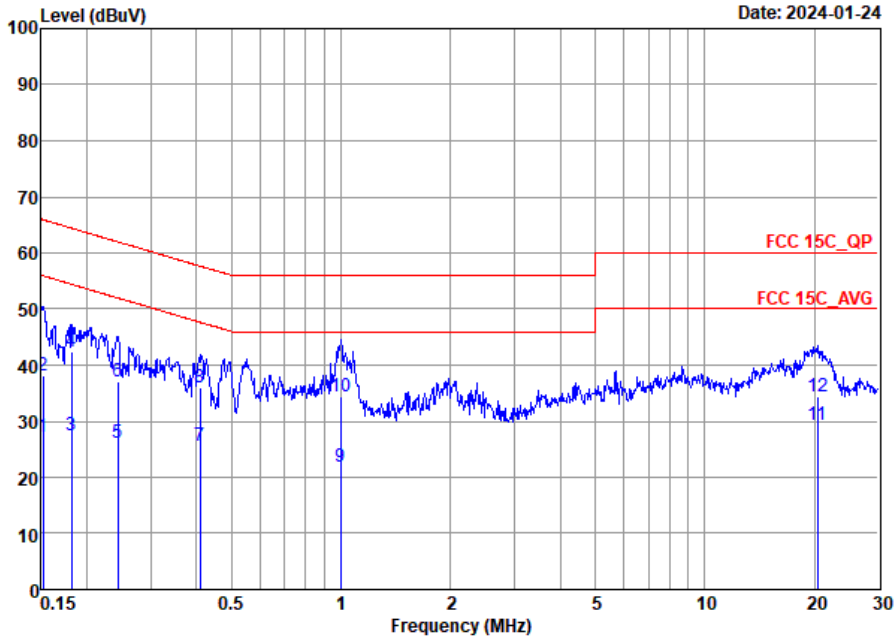

Site : CO01-SZ
Condition: FCC 15C_QP AC LISN 100063_L LINE

		Freq	Level	Over Limit	Limit Line	Read Level	LISN Factor	Cable Loss	Remark
		MHz	dBuV	dB	dBuV	dBuV	dB	dB	
1		0.15	27.11	-28.80	55.91	6.60	10.38	10.13	Average
2		0.15	38.11	-27.80	65.91	17.60	10.38	10.13	QP
3		0.18	27.58	-26.84	54.42	7.11	10.33	10.14	Average
4		0.18	42.38	-22.04	64.42	21.91	10.33	10.14	QP
5		0.24	26.02	-25.98	52.00	5.70	10.17	10.15	Average
6		0.24	37.02	-24.98	62.00	16.70	10.17	10.15	QP
7		0.41	25.59	-22.05	47.64	5.00	10.43	10.16	Average
8		0.41	35.99	-21.65	57.64	15.40	10.43	10.16	QP
9		1.00	21.81	-24.19	46.00	1.40	10.25	10.16	Average
10		1.00	34.31	-21.69	56.00	13.90	10.25	10.16	QP
11	*	20.38	29.39	-20.61	50.00	8.70	10.12	10.57	Average
12		20.38	34.49	-25.51	60.00	13.80	10.12	10.57	QP

Test Engineer :	FangMing Liang	**Temperature :**	22~24℃
		Relative Humidity :	44~50%
Test Voltage :	120Vac / 60Hz	**Phase :**	Neutral
Remark :	All emissions not reported here are more than 10 dB below the prescribed limit.		

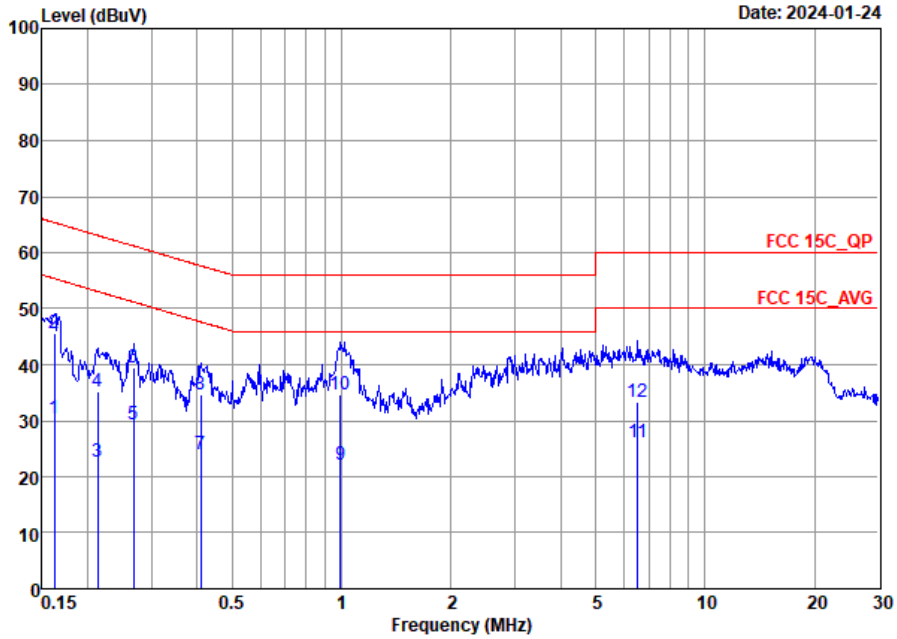

Site : CO01-SZ
Condition: FCC 15C_QP AC LISN 100063_N NEUTRAL

		Freq	Level	Over Limit	Limit Line	Read Level	LISN Factor	Cable Loss	Remark
		MHz	dBuV	dB	dBuV	dBuV	dB	dB	
1		0.16	30.31	-25.03	55.34	9.80	10.37	10.14	Average
2	*	0.16	45.61	-19.73	65.34	25.10	10.37	10.14	QP
3		0.21	22.59	-30.51	53.10	2.20	10.24	10.15	Average
4		0.21	35.29	-27.81	63.10	14.90	10.24	10.15	QP
5		0.27	29.33	-21.87	51.20	8.91	10.27	10.15	Average
6		0.27	39.43	-21.77	61.20	19.01	10.27	10.15	QP
7		0.41	24.00	-23.64	47.64	3.90	9.94	10.16	Average
8		0.41	34.60	-23.04	57.64	14.50	9.94	10.16	QP
9		0.99	22.19	-23.81	46.00	1.80	10.23	10.16	Average
10		0.99	34.79	-21.21	56.00	14.40	10.23	10.16	QP
11		6.52	26.03	-23.97	50.00	5.41	10.26	10.36	Average
12		6.52	33.23	-26.77	60.00	12.61	10.26	10.36	QP

Note:

1. Level(dBμV) = Read Level(dBμV) + LISN Factor(dB) + Cable Loss(dB)
2. Over Limit(dB) = Level(dBμV) – Limit Line(dBμV)

Appendix C. Radiated Spurious Emission Test Data

Test Engineer :	Shunping You	**Relative Humidity :**	48~49%
		Temperature :	24-25℃

Radiated Spurious Emission Test Modes

Mode	Band (MHz)	Antenna	Modulation	Channel	Frequency	Data Rate	Remark
Mode 1	2400-2483.5	22	802.11b	01	2412	1Mbps	-
Mode 2	2400-2483.5	22	802.11b	06	2437	1Mbps	-
Mode 3	2400-2483.5	22	802.11b	11	2462	1Mbps	-
Mode 4	2400-2483.5	22	802.11g	01	2412	6Mbps	-
Mode 5	2400-2483.5	22	802.11g	06	2437	6Mbps	-
Mode 6	2400-2483.5	22	802.11g	11	2462	6Mbps	-
Mode 7	2400-2483.5	22	802.11n HT20	01	2412	MCS0	-
Mode 8	2400-2483.5	22	802.11n HT20	06	2437	MCS0	-
Mode 9	2400-2483.5	22	802.11n HT20	11	2462	MCS0	-
Mode 10	2400-2483.5	22	802.11n HT40	03	2422	MCS0	-
Mode 11	2400-2483.5	22	802.11n HT40	09	2452	MCS0	-
Mode 12	2400-2483.5	22	802.11n HT40	09	2452	MCS0	LF
Mode 13	2400-2483.5	22	802.11g	02	2417	6Mbps	-
Mode 14	2400-2483.5	22	802.11g	10	2457	6Mbps	-
Mode 15	2400-2483.5	22	802.11n HT40	04	2427	MCS0	-
Mode 16	2400-2483.5	22	802.11n HT40	08	2447	MCS0	-

Summary of each worse mode

Mode	Modulation	Ch.	Freq. (MHz)	Level (dBuV/m)	Limit (dBuV/m)	Margin (dB)	Pol.	Peak Avg.	Result	Remark
1	802.11b	01	2389.04	42.60	54.00	-11.40	V	AVERAGE	Pass	Band Edge
1	802.11b	01	4824.00	48.86	74.00	-25.14	V	Peak	Pass	Harmonic
2	802.11b	06	-	-	-	-	-	-	-	Band Edge
2	802.11b	06	4874.00	45.44	74.00	-28.56	V	Peak	Pass	Harmonic
3	802.11b	11	2487.65	45.30	54.00	-8.70	V	AVERAGE	Pass	Band Edge
3	802.11b	11	4924.00	47.68	74.00	-26.32	H	Peak	Pass	Harmonic
4	802.11g	01	2389.95	44.77	54.00	-9.23	V	AVERAGE	Pass	Band Edge
4	802.11g	01	4824.00	41.86	74.00	-32.14	V	Peak	Pass	Harmonic
5	802.11g	06	-	-	-	-	-	-	-	Band Edge
5	802.11g	06	7311.00	44.11	74.00	-29.89	V	Peak	Pass	Harmonic
6	802.11g	11	2483.96	44.68	54.00	-9.32	V	AVERAGE	Pass	Band Edge
6	802.11g	11	7386.00	44.29	74.00	-29.71	H	Peak	Pass	Harmonic
7	802.11n HT20	01	2389.95	45.76	54.00	-8.24	V	AVERAGE	Pass	Band Edge
7	802.11n HT20	01	4824.00	42.11	74.00	-31.89	H	Peak	Pass	Harmonic
8	802.11n HT20	06	-	-	-	-	-	-	-	Band Edge
8	802.11n HT20	06	7311.00	44.08	74.00	-29.92	V	Peak	Pass	Harmonic
9	802.11n HT20	11	2483.51	45.66	54.00	-8.34	V	AVERAGE	Pass	Band Edge
9	802.11n HT20	11	7386.00	44.36	74.00	-29.64	V	Peak	Pass	Harmonic
10	802.11n HT40	03	2389.63	45.85	54.00	-8.15	V	AVERAGE	Pass	Band Edge
10	802.11n HT40	03	-	-	-	-	-	-	-	Harmonic
11	802.11n HT40	09	2484.54	51.52	54.00	-2.48	V	AVERAGE	Pass	Band Edge
11	802.11n HT40	09	7356.00	43.08	74.00	-30.92	V	Peak	Pass	Harmonic
12	802.11n HT40	09	948.59	31.66	46	-14.34	V	Peak	Pass	LF
13	802.11g	02	2389.95	46.27	54.00	-7.73	V	AVERAGE	Pass	Band Edge
13	802.11g	02	-	-	-	-	-	-	-	Harmonic
14	802.11g	10	2483.66	45.04	54.00	-8.96	H	AVERAGE	Pass	Band Edge
14	802.11g	10	-	-	-	-	-	-	-	Harmonic
15	802.11n HT40	04	2389.63	50.97	54.00	-3.03	V	AVERAGE	Pass	Band Edge
15	802.11n HT40	04	-	-	-	-	-	-	-	Harmonic
16	802.11n HT40	08	2484.37	50.56	54.00	-3.44	V	AVERAGE	Pass	Band Edge
16	802.11n HT40	08	-	-	-	-	-	-	-	Harmonic

<Co-location>

11n HT40_CH09 + LTE Band 13

(Band Edge @ 3m)

	Note	Frequency (MHz)	Level (dBμV/m)	Margin (dB)	Limit Line (dBμV/m)	Read Level (dBμV)	Antenna Factor (dB/m)	Cable Loss (dB)	Preamp Factor (dB)	Ant Pos (cm)	Table Pos (deg)	Peak Avg. (P/A)	Pol. (H/V)
11n HT40_Ch09+ LTE_B13 Co-location		2386.72	47.55	-26.45	74	46.98	30.6	4.81	34.84	270	239	P	H
		2376.92	38.42	-15.58	54	37.87	30.63	4.77	34.85	270	239	A	H
	*	2452	93.43	-	-	92.69	30.7	4.86	34.82	270	239	P	H
	*	2452	85.42	-	-	84.68	30.7	4.86	34.82	270	239	A	H
		2485.51	54.64	-19.36	74	53.7	30.83	4.92	34.81	270	239	P	H
		2484.39	46.46	-7.54	54	45.52	30.83	4.92	34.81	270	239	A	H
		2333.66	47.32	-26.68	74	46.72	30.73	4.73	34.86	100	217	P	V
		2383.64	38.51	-15.49	54	37.96	30.63	4.77	34.85	100	217	A	V
	*	2452	96.59	-	-	95.85	30.7	4.86	34.82	100	217	P	V
	*	2452	88.86	-	-	88.12	30.7	4.86	34.82	100	217	A	V
		2485.09	56.62	-17.38	74	55.68	30.83	4.92	34.81	100	217	P	V
		2483.5	50.46	-3.54	54	49.52	30.83	4.92	34.81	100	217	A	V
Remark	1. No other spurious found. 2. All results are PASS against Peak and Average limit line.												

(Harmonic @ 3m)

	Note	Frequency (MHz)	Level (dBμV/m)	Margin (dB)	Limit Line (dBμV/m)	Read Level (dBμV)	Antenna Factor (dB/m)	Cable Loss (dB)	Preamp Factor (dB)	Ant Pos (cm)	Table Pos (deg)	Peak Avg. (P/A)	Pol. (H/V)
11n HT40_Ch09 +LTE_B13 Co-location		4904	41.68	-32.32	74	57.06	34.38	7.78	57.54	-	-	P	H
		7356	43.06	-30.94	74	57.49	35.43	9.08	58.94	-	-	P	H
		4904	41.36	-32.64	74	56.74	34.38	7.78	57.54	-	-	P	V
		7356	44.35	-29.65	74	58.78	35.43	9.08	58.94	-	-	P	V
Remark	1. No other spurious found. 2. All results are PASS against Peak and Average limit line.												

Mode	1	
	Band Edge	
	2400-2483.5_802.11b_CH01_2412MHz	
ANT	22	
Pol.	Horizontal	Fundamental
Peak	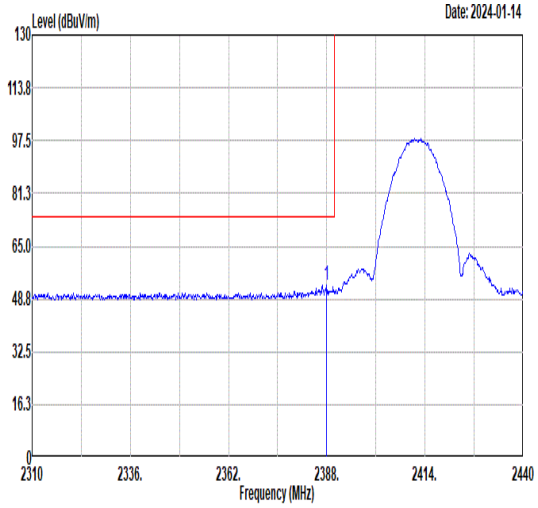 Limit Read Ant Cable Preamp APos TPos Freq Level Line Margin Level Factor Loss Factor Remark MHz dBuV/m dBuV/m dB dBuV dB/m dB dB cm deg 1 2388.00 52.93 74.00 -21.07 49.45 32.36 4.79 33.67 100 310 PEAK	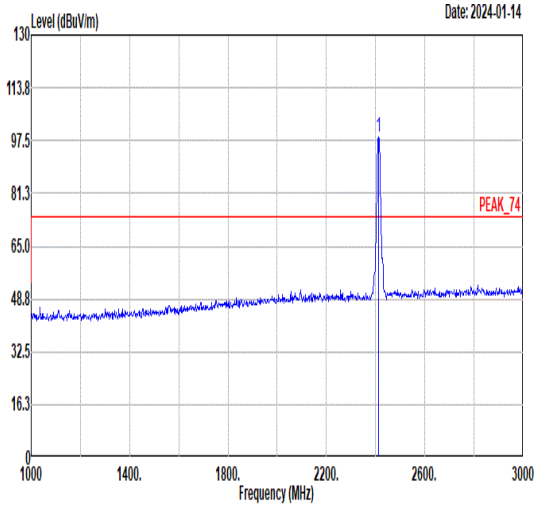 Limit Read Ant Cable Preamp APos TPos Freq Level Line Margin Level Factor Loss Factor Remark MHz dBuV/m dBuV/m dB dBuV dB/m dB dB cm deg 1 2412.00 98.71 ------ ------ 95.17 32.37 4.82 33.65 100 310 PEAK
Avg	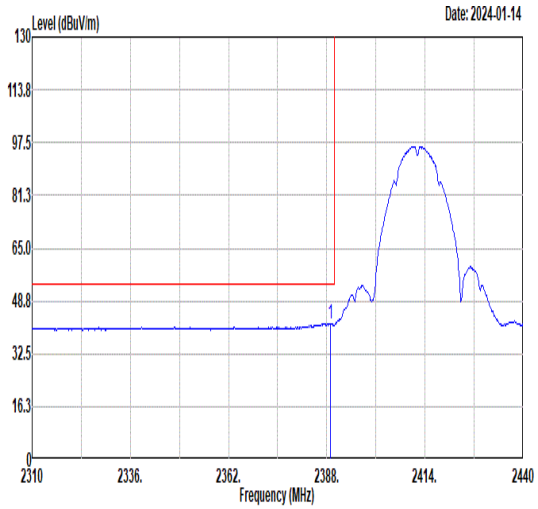 Limit Read Ant Cable Preamp APos TPos Freq Level Line Margin Level Factor Loss Factor Remark MHz dBuV/m dBuV/m dB dBuV dB/m dB dB cm deg 1 2389.04 41.92 54.00 -12.08 38.44 32.36 4.79 33.67 100 310 AVERAGE	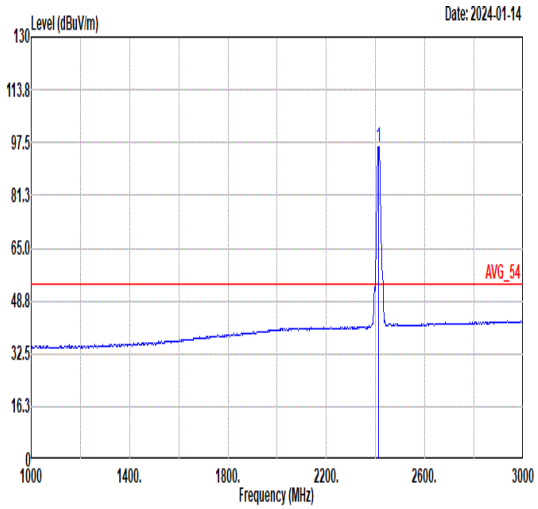 Limit Read Ant Cable Preamp APos TPos Freq Level Line Margin Level Factor Loss Factor Remark MHz dBuV/m dBuV/m dB dBuV dB/m dB dB cm deg 1 2412.00 96.17 ------ ------ 92.63 32.37 4.82 33.65 100 310 AVERAGE

Mode	1	
	Band Edge	
	2400-2483.5_802.11b_CH01_2412MHz	
ANT	22	
Pol.	Vertical	Fundamental
Peak	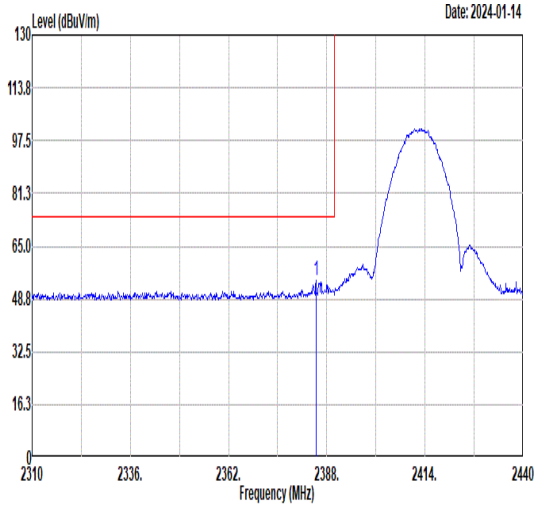 Freq Level Limit Line Margin Read Level Ant Factor Cable Loss Preamp Factor APos TPos Remark MHz dBuV/m dBuV/m dB dBuV dB/m dB dB cm deg 1 2385.14 54.25 74.00 -19.75 50.77 32.36 4.79 33.67 102 188 PEAK	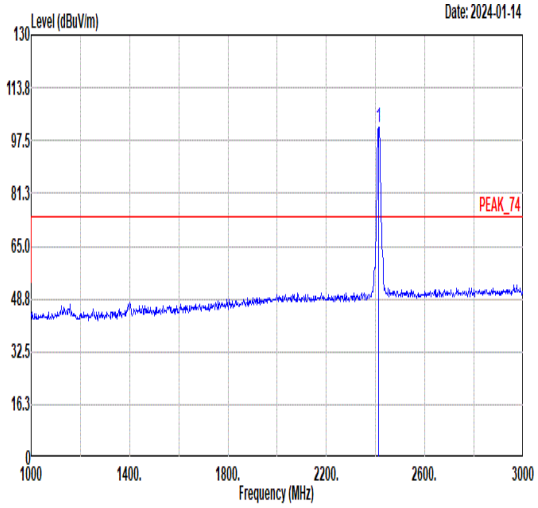 Freq Level Limit Line Margin Read Level Ant Factor Cable Loss Preamp Factor APos TPos Remark MHz dBuV/m dBuV/m dB dBuV dB/m dB dB cm deg 1 2412.00 101.71 ------ ------ 98.17 32.37 4.82 33.65 102 188 PEAK
Avg	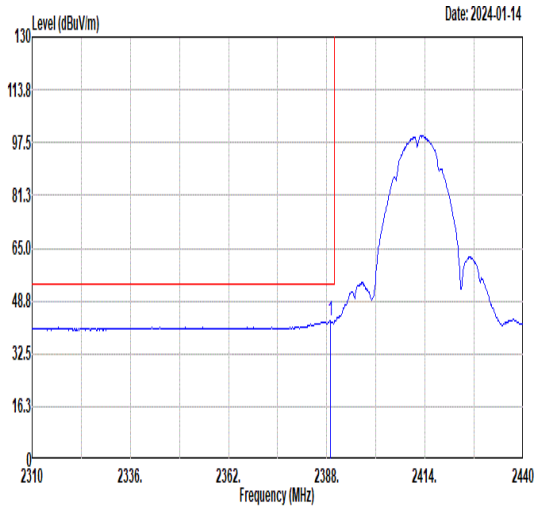 Freq Level Limit Line Margin Read Level Ant Factor Cable Loss Preamp Factor APos TPos Remark MHz dBuV/m dBuV/m dB dBuV dB/m dB dB cm deg 1 2389.04 42.60 54.00 -11.40 39.12 32.36 4.79 33.67 102 188 AVERAGE	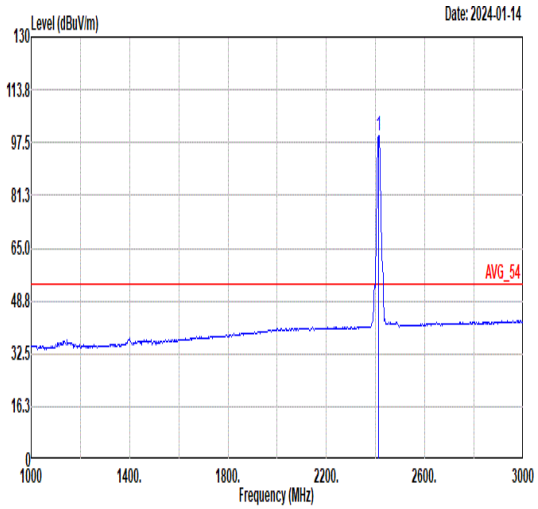 Freq Level Limit Line Margin Read Level Ant Factor Cable Loss Preamp Factor APos TPos Remark MHz dBuV/m dBuV/m dB dBuV dB/m dB dB cm deg 1 2412.00 99.52 ------ ------ 95.98 32.37 4.82 33.65 102 188 AVERAGE

Mode	1	
	Harmonic	
	2400-2483.5_802.11b_CH01_2412MHz	
ANT	22	
Pol.	Horizontal	Vertical
Peak Avg	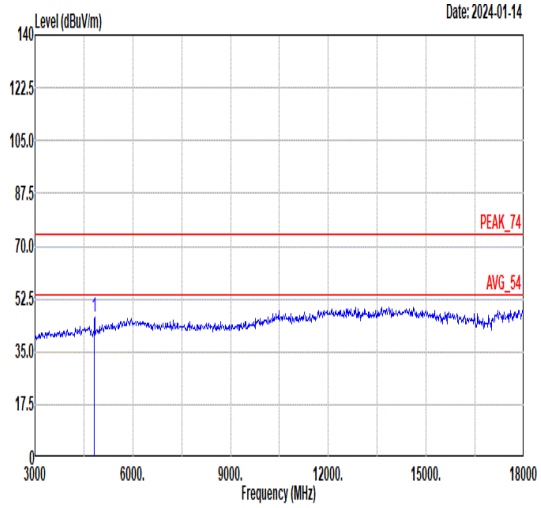 Freq Level Limit Line Margin Read Level Ant Factor Cable Loss Preamp Factor APos TPos Remark MHz dBuV/m dBuV/m dB dBuV dB/m dB dB cm deg 1 4824.00 46.35 74.00 -27.65 61.68 34.40 7.75 57.48 -- -- Peak	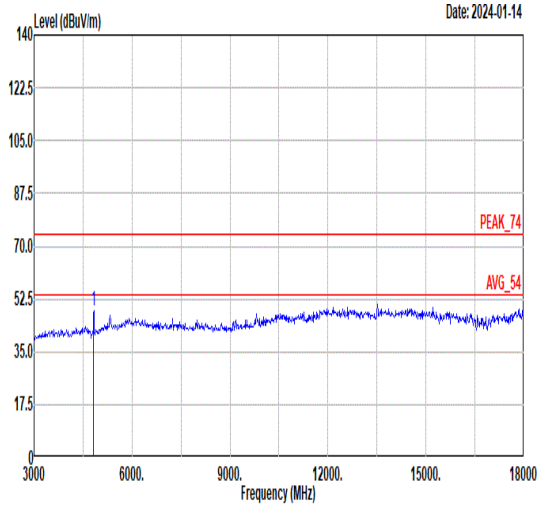 Freq Level Limit Line Margin Read Level Ant Factor Cable Loss Preamp Factor APos TPos Remark MHz dBuV/m dBuV/m dB dBuV dB/m dB dB cm deg 1 4824.00 48.86 74.00 -25.14 64.19 34.40 7.75 57.48 -- -- Peak

Mode	2	
	Harmonic	
	2400-2483.5_802.11b_CH06_2437MHz	
ANT	22	
Pol.	Horizontal	Vertical
Peak Avg	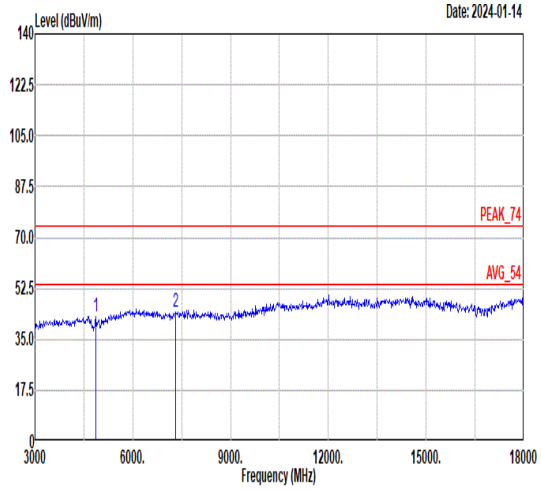 Freq Level Limit Line Margin Read Level Ant Factor Cable Loss Preamp Factor APos TPos Remark MHz dBuV/m dBuV/m dB dBuV dB/m dB dB cm deg 1 4874.00 42.56 74.00 -31.44 57.94 34.37 7.77 57.52 -- -- Peak 2 7311.00 44.58 74.00 -29.42 58.52 36.05 8.93 58.92 -- -- Peak	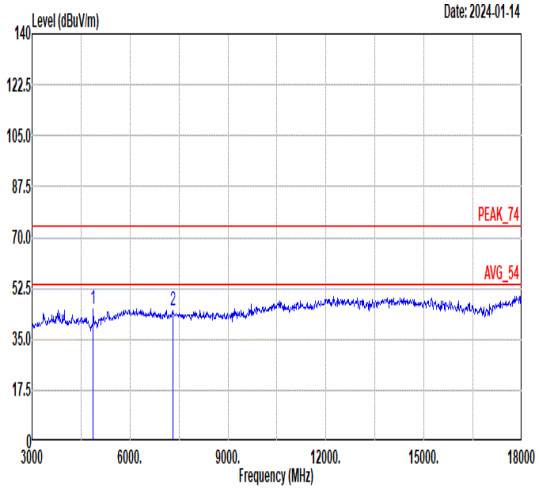 Freq Level Limit Line Margin Read Level Ant Factor Cable Loss Preamp Factor APos TPos Remark MHz dBuV/m dBuV/m dB dBuV dB/m dB dB cm deg 1 4874.00 45.44 74.00 -28.56 60.82 34.37 7.77 57.52 -- -- Peak 2 7311.00 44.70 74.00 -29.30 58.64 36.05 8.93 58.92 -- -- Peak

Mode	3	
	Band Edge	
	2400-2483.5_802.11b_CH11_2462MHz	
ANT	22	
Pol.	Horizontal	Fundamental
Peak	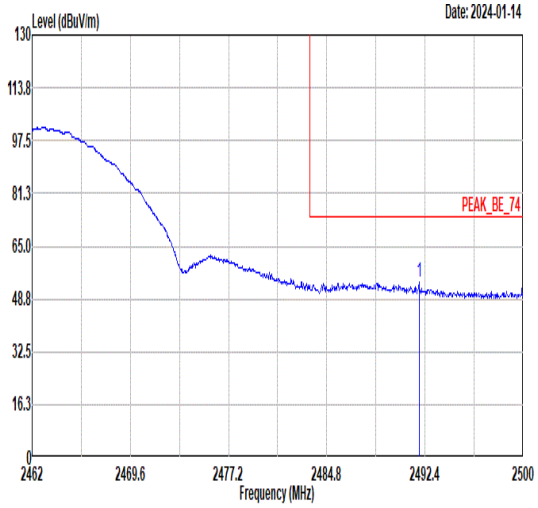 Freq Level Limit Line Margin Read Level Ant Factor Cable Loss Preamp Factor APos TPos Remark MHz dBuV/m dBuV/m dB dBuV dB/m dB dB cm deg 1 2491.94 53.77 74.00 -20.23 50.05 32.40 4.93 33.61 400 318 PEAK	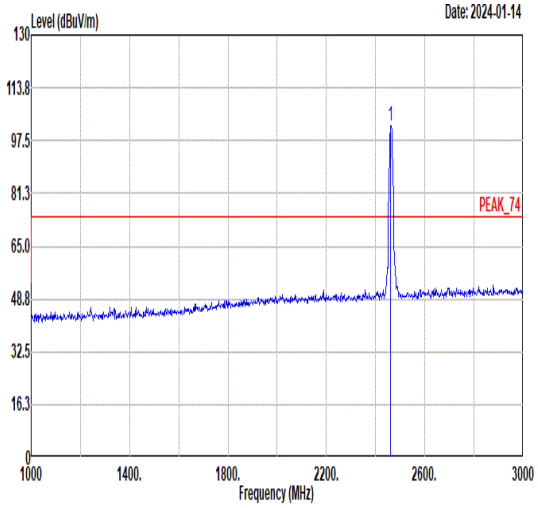 Freq Level Limit Line Margin Read Level Ant Factor Cable Loss Preamp Factor APos TPos Remark MHz dBuV/m dBuV/m dB dBuV dB/m dB dB cm deg 1 2462.00 102.13 ------ ------ 98.47 32.39 4.89 33.62 400 318 PEAK
Avg	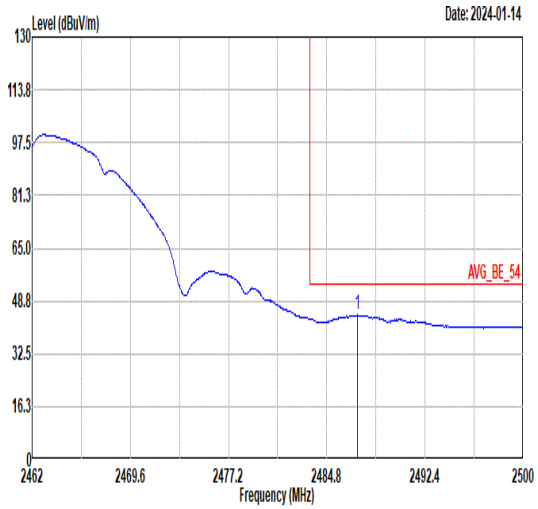 Freq Level Limit Line Margin Read Level Ant Factor Cable Loss Preamp Factor APos TPos Remark MHz dBuV/m dBuV/m dB dBuV dB/m dB dB cm deg 1 2487.16 44.42 54.00 -9.58 40.70 32.40 4.93 33.61 400 318 AVERAGE	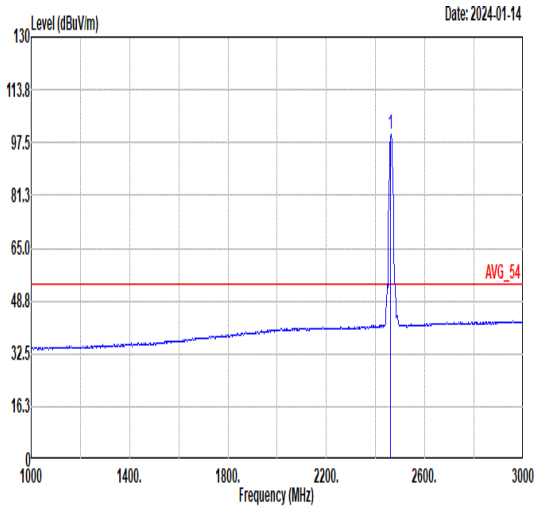 Freq Level Limit Line Margin Read Level Ant Factor Cable Loss Preamp Factor APos TPos Remark MHz dBuV/m dBuV/m dB dBuV dB/m dB dB cm deg 1 2462.00 99.86 ------ ------ 96.20 32.39 4.89 33.62 400 318 AVERAGE

Mode	3	
	Band Edge	
	2400-2483.5_802.11b_CH11_2462MHz	
ANT	22	
Pol.	Vertical	Fundamental
Peak	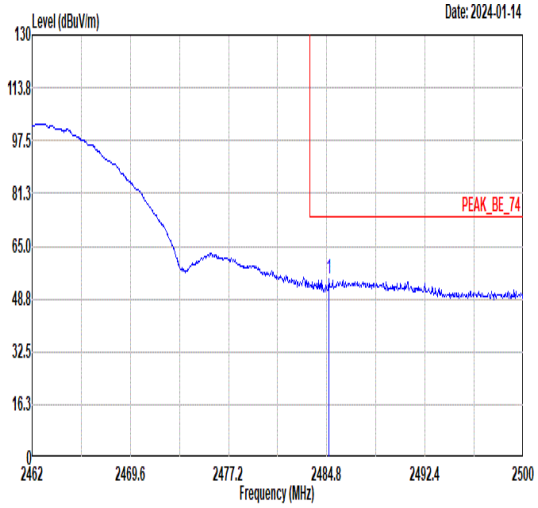 Freq Level Limit Line Margin Read Level Ant Factor Cable Loss Preamp Factor APos TPos Remark MHz dBuV/m dBuV/m dB dBuV dB/m dB dB cm deg 1 2484.99 54.73 74.00 -19.27 51.02 32.40 4.92 33.61 134 219 PEAK	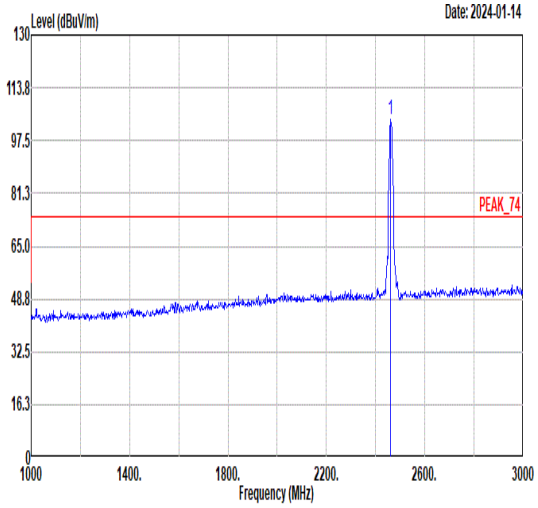 Freq Level Limit Line Margin Read Level Ant Factor Cable Loss Preamp Factor APos TPos Remark MHz dBuV/m dBuV/m dB dBuV dB/m dB dB cm deg 1 2462.00 103.80 ------ ------ 100.14 32.39 4.89 33.62 134 219 PEAK
Avg	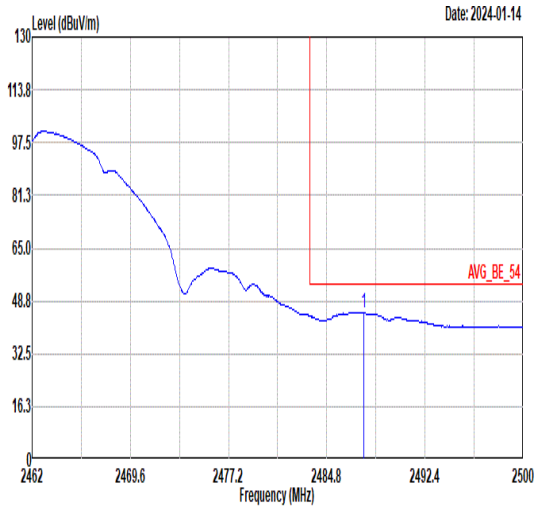 Freq Level Limit Line Margin Read Level Ant Factor Cable Loss Preamp Factor APos TPos Remark MHz dBuV/m dBuV/m dB dBuV dB/m dB dB cm deg 1 2487.65 45.30 54.00 -8.70 41.58 32.40 4.93 33.61 134 219 AVERAGE	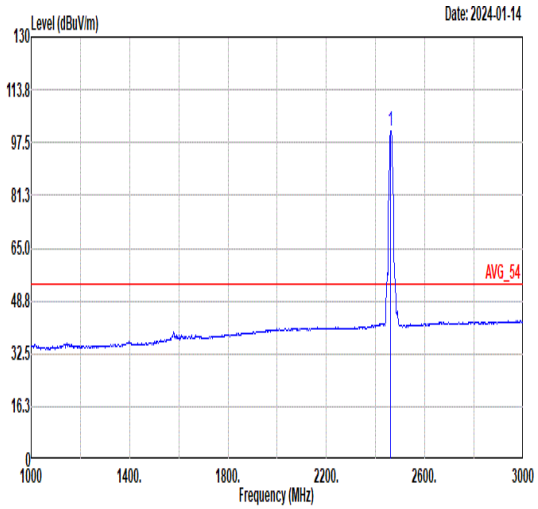 Freq Level Limit Line Margin Read Level Ant Factor Cable Loss Preamp Factor APos TPos Remark MHz dBuV/m dBuV/m dB dBuV dB/m dB dB cm deg 1 2462.00 101.28 ------ ------ 97.62 32.39 4.89 33.62 134 219 AVERAGE

Mode	3	
	Harmonic	
	2400-2483.5_802.11b_CH11_2462MHz	
ANT	22	
Pol.	Horizontal	Vertical
Peak Avg	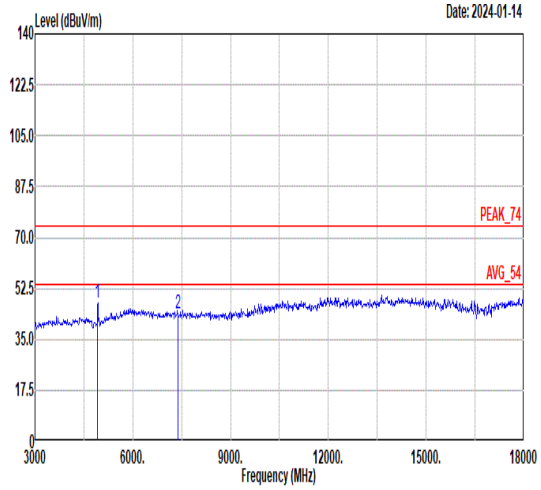 Freq Level Limit Line Margin Read Level Ant Factor Cable Loss Preamp Factor APos TPos Remark MHz dBuV/m dBuV/m dB dBuV dB/m dB dB cm deg 1 4924.00 47.68 74.00 -26.32 63.10 34.34 7.79 57.55 -- -- Peak 2 7386.00 43.98 74.00 -30.02 57.77 35.99 9.17 58.95 -- -- Peak	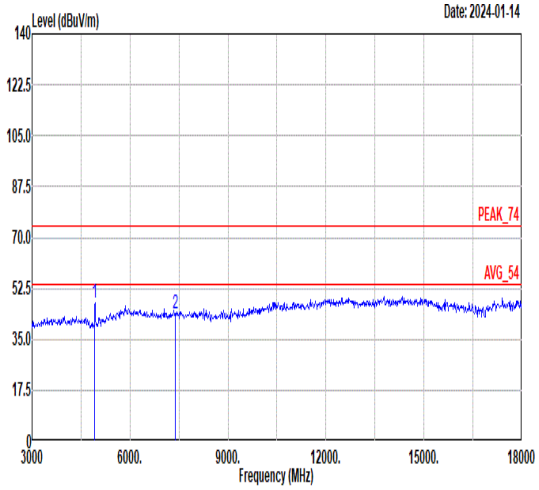 Freq Level Limit Line Margin Read Level Ant Factor Cable Loss Preamp Factor APos TPos Remark MHz dBuV/m dBuV/m dB dBuV dB/m dB dB cm deg 1 4924.00 47.64 74.00 -26.36 63.06 34.34 7.79 57.55 -- -- Peak 2 7386.00 44.07 74.00 -29.93 57.86 35.99 9.17 58.95 -- -- Peak

Mode	4	
	Band Edge	
	2400-2483.5_802.11g_CH01_2412MHz	
ANT	22	
Pol.	Horizontal	Fundamental
Peak	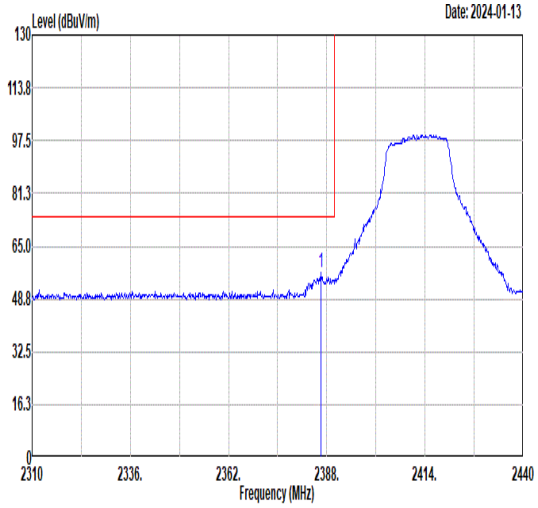 Limit Read Ant Cable Preamp APos TPos Freq Level Line Margin Level Factor Loss Factor Remark MHz dBuV/m dBuV/m dB dBuV dB/m dB dB cm deg 1 2386.44 56.94 74.00 -17.06 53.46 32.36 4.79 33.67 306 328 PEAK	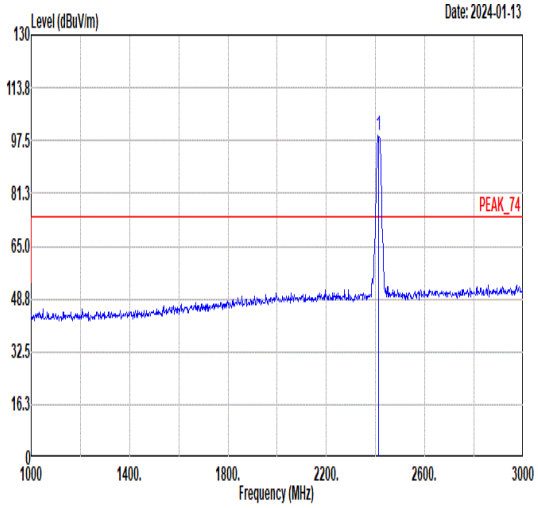 Limit Read Ant Cable Preamp APos TPos Freq Level Line Margin Level Factor Loss Factor Remark MHz dBuV/m dBuV/m dB dBuV dB/m dB dB cm deg 1 2412.00 99.20 ------ ------ 95.67 32.37 4.82 33.66 306 328 PEAK
Avg	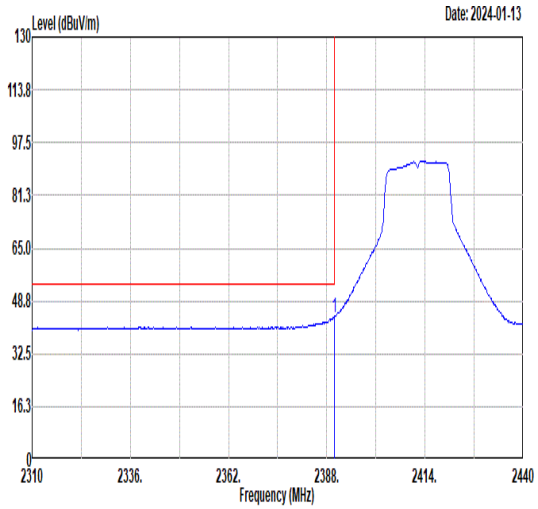 Limit Read Ant Cable Preamp APos TPos Freq Level Line Margin Level Factor Loss Factor Remark MHz dBuV/m dBuV/m dB dBuV dB/m dB dB cm deg 1 2389.95 43.79 54.00 -10.21 40.30 32.36 4.80 33.67 306 328 AVERAGE	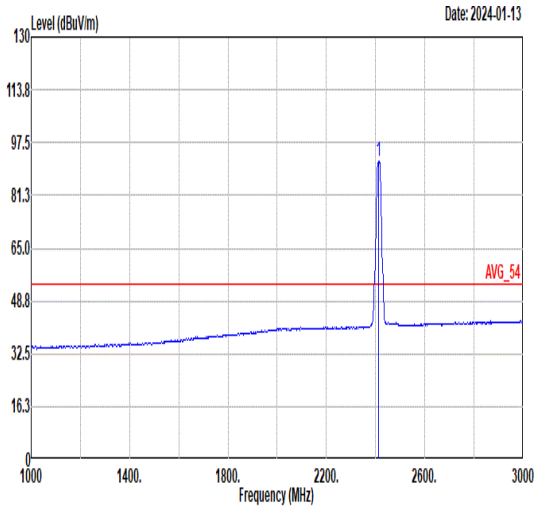 Limit Read Ant Cable Preamp APos TPos Freq Level Line Margin Level Factor Loss Factor Remark MHz dBuV/m dBuV/m dB dBuV dB/m dB dB cm deg 1 2412.00 91.68 ------ ------ 88.14 32.37 4.82 33.65 306 328 AVERAGE

Mode	4	
	Band Edge	
	2400-2483.5_802.11g_CH01_2412MHz	
ANT	22	
Pol.	Vertical	Fundamental
Peak	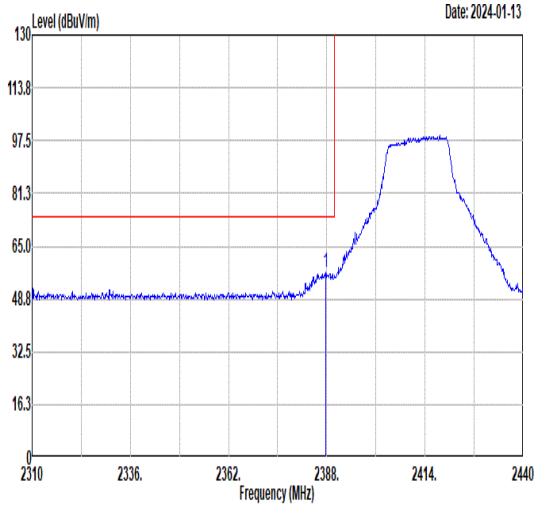 Freq Level Limit Line Margin Read Level Ant Factor Cable Loss Preamp Factor APos TPos Remark MHz dBuV/m dBuV/m dB dBuV dB/m dB dB cm deg 1 2387.74 56.77 74.00 -17.23 53.29 32.36 4.79 33.67 147 313 PEAK	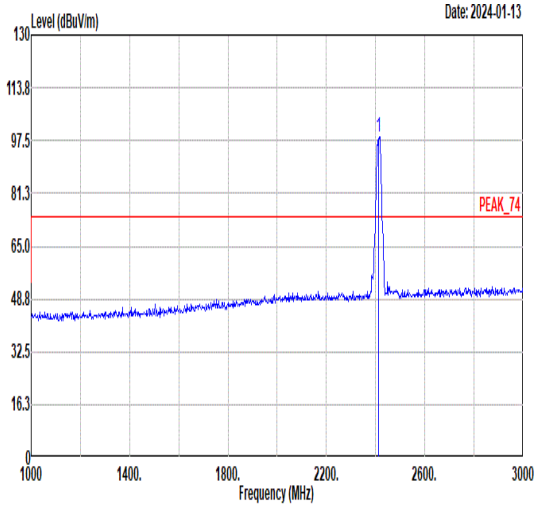 Freq Level Limit Line Margin Read Level Ant Factor Cable Loss Preamp Factor APos TPos Remark MHz dBuV/m dBuV/m dB dBuV dB/m dB dB cm deg 1 2412.00 98.49 ------ ------ 94.94 32.37 4.83 33.65 147 313 PEAK
Avg	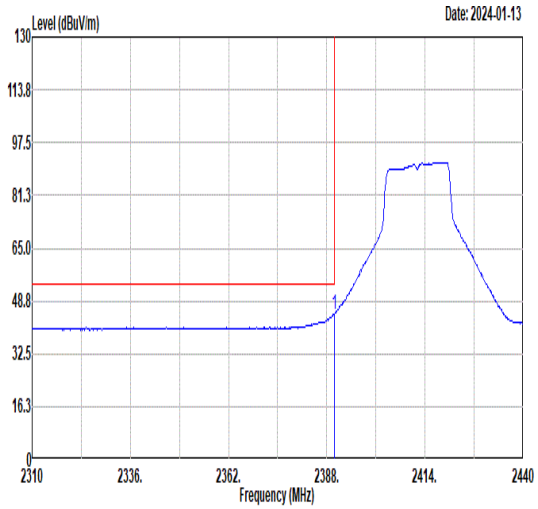 Freq Level Limit Line Margin Read Level Ant Factor Cable Loss Preamp Factor APos TPos Remark MHz dBuV/m dBuV/m dB dBuV dB/m dB dB cm deg 1 2389.95 44.77 54.00 -9.23 41.28 32.36 4.80 33.67 147 313 AVERAGE	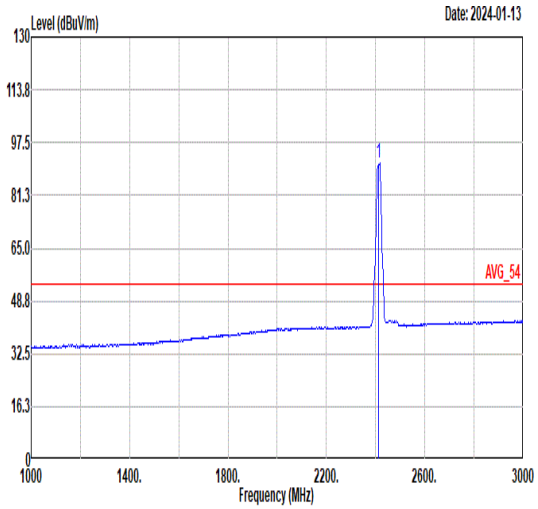 Freq Level Limit Line Margin Read Level Ant Factor Cable Loss Preamp Factor APos TPos Remark MHz dBuV/m dBuV/m dB dBuV dB/m dB dB cm deg 1 2412.00 91.40 ------ ------ 87.85 32.37 4.83 33.65 147 313 AVERAGE

Mode	4	
	Harmonic	
	2400-2483.5_802.11g_CH01_2412MHz	
ANT	22	
Pol.	Horizontal	Vertical
Peak Avg	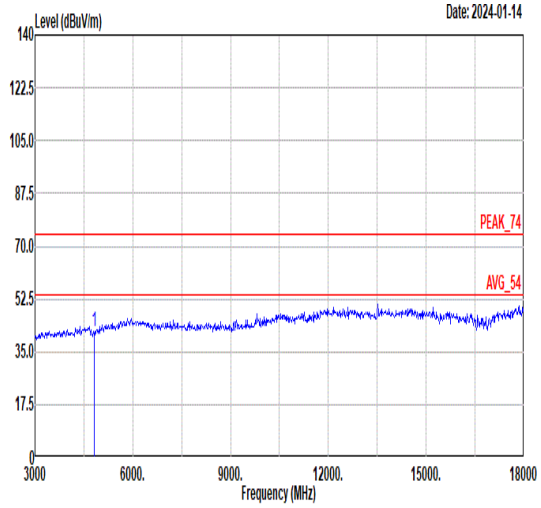 Freq Level Limit Line Margin Read Level Ant Factor Cable Loss Preamp Factor APos TPos Remark MHz dBuV/m dBuV/m dB dBuV dB/m dB dB cm deg 1 4824.00 41.84 74.00 -32.16 57.17 34.40 7.75 57.48 -- -- Peak	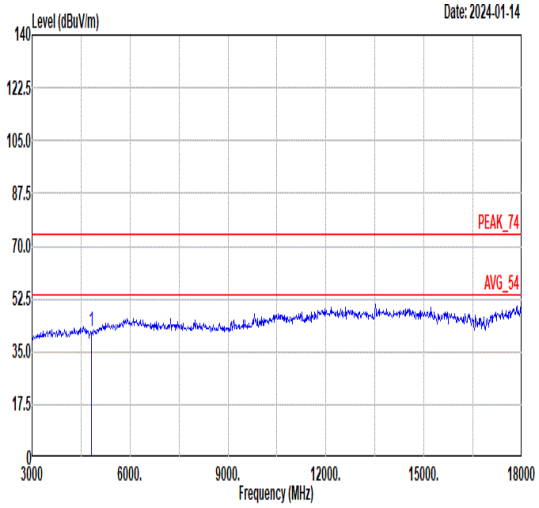 Freq Level Limit Line Margin Read Level Ant Factor Cable Loss Preamp Factor APos TPos Remark MHz dBuV/m dBuV/m dB dBuV dB/m dB dB cm deg 1 4824.00 41.86 74.00 -32.14 57.19 34.40 7.75 57.48 -- -- Peak

Mode	5	
	Harmonic	
	2400-2483.5_802.11g_CH06_2437MHz	
ANT	22	
Pol.	Horizontal	Vertical
Peak Avg	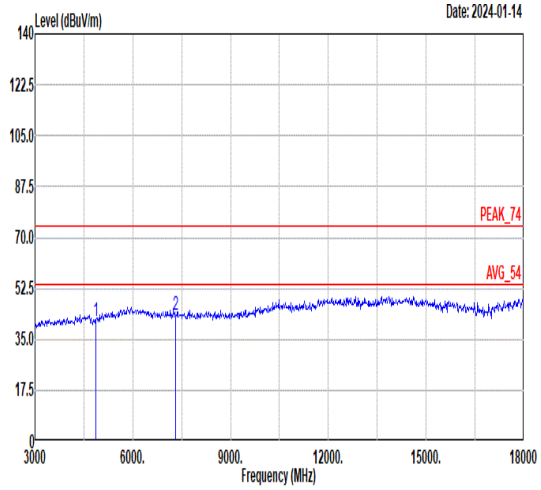 Freq Level Limit Line Margin Read Level Ant Factor Cable Loss Preamp Factor APos TPos Remark MHz dBuV/m dBuV/m dB dBuV dB/m dB dB cm deg 1 4874.00 41.21 74.00 -32.79 56.59 34.37 7.77 57.52 -- -- Peak 2 7311.00 43.57 74.00 -30.43 57.51 36.05 8.93 58.92 -- -- Peak	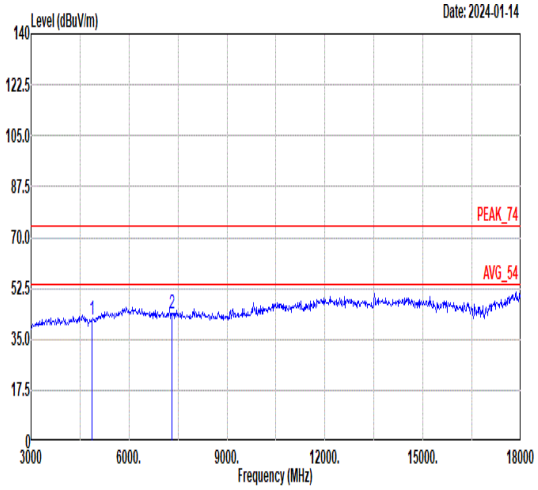 Freq Level Limit Line Margin Read Level Ant Factor Cable Loss Preamp Factor APos TPos Remark MHz dBuV/m dBuV/m dB dBuV dB/m dB dB cm deg 1 4874.00 41.85 74.00 -32.15 57.23 34.37 7.77 57.52 -- -- Peak 2 7311.00 44.11 74.00 -29.89 58.05 36.05 8.93 58.92 -- -- Peak

Mode	6	
	Band Edge	
	2400-2483.5_802.11g_CH11_2462MHz	
ANT	22	
Pol.	Horizontal	Fundamental
Peak	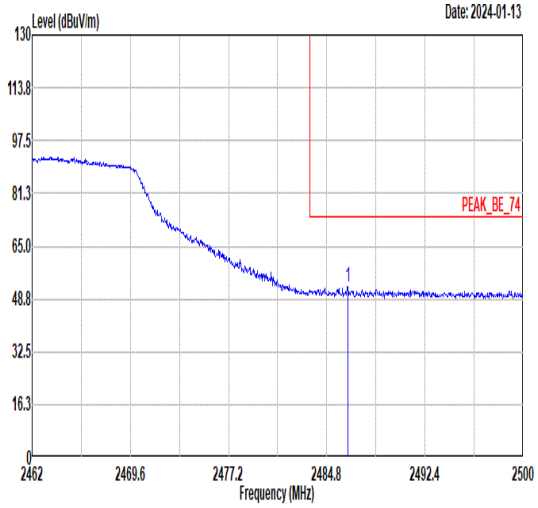 Freq Level Limit Line Margin Read Level Ant Factor Cable Loss Preamp Factor APos TPos Remark MHz dBuV/m dBuV/m dB dBuV dB/m dB dB cm deg 1 2486.43 52.65 74.00 -21.35 48.94 32.40 4.92 33.61 400 182 PEAK	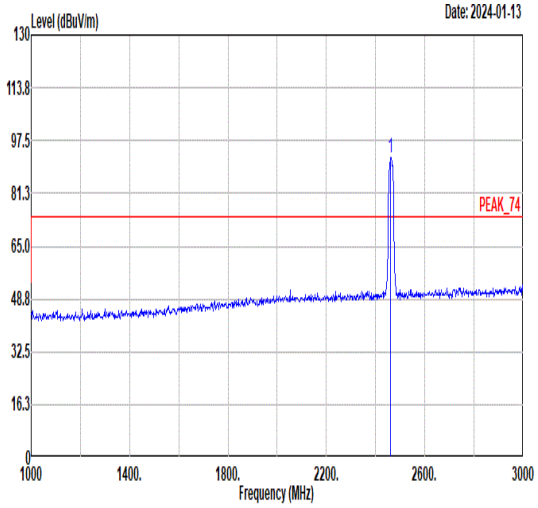 Freq Level Limit Line Margin Read Level Ant Factor Cable Loss Preamp Factor APos TPos Remark MHz dBuV/m dBuV/m dB dBuV dB/m dB dB cm deg 1 2462.00 92.38 ------ ------ 88.72 32.39 4.89 33.62 400 182 PEAK
Avg	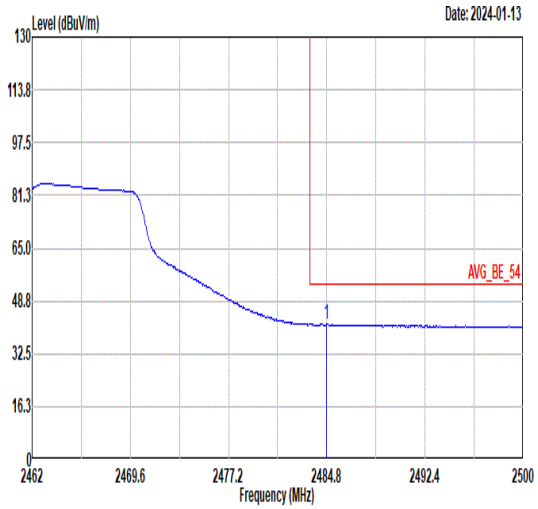 Freq Level Limit Line Margin Read Level Ant Factor Cable Loss Preamp Factor APos TPos Remark MHz dBuV/m dBuV/m dB dBuV dB/m dB dB cm deg 1 2484.76 41.73 54.00 -12.27 38.02 32.40 4.92 33.61 400 182 AVERAGE	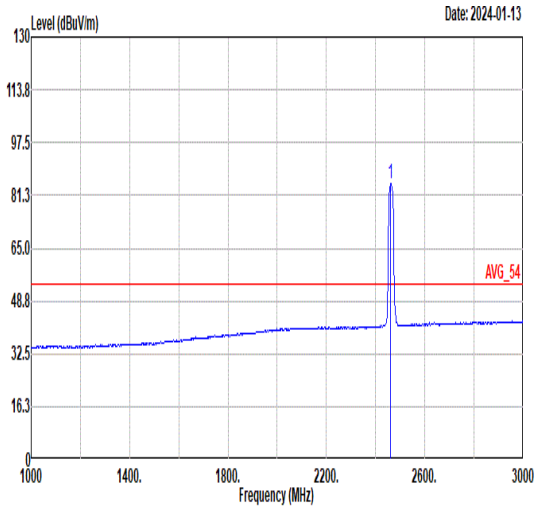 Freq Level Limit Line Margin Read Level Ant Factor Cable Loss Preamp Factor APos TPos Remark MHz dBuV/m dBuV/m dB dBuV dB/m dB dB cm deg 1 2462.00 84.83 ------ ------ 81.17 32.39 4.89 33.62 400 182 AVERAGE

Mode	6	
	Band Edge	
	2400-2483.5_802.11g_CH11_2462MHz	
ANT	22	
Pol.	Vertical	Fundamental
Peak	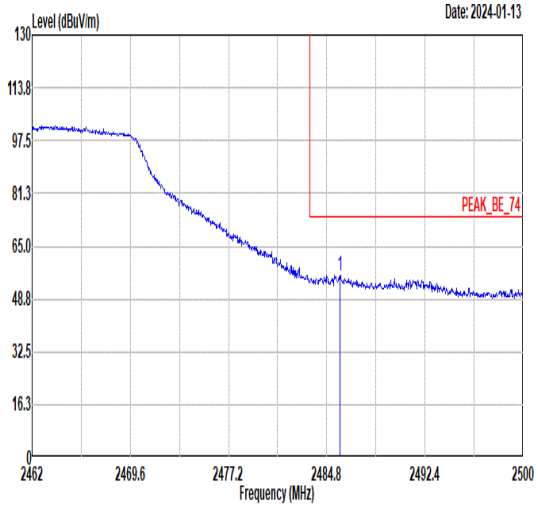 Freq Level Limit Line Margin Read Level Ant Factor Cable Loss Preamp Factor APos TPos Remark MHz dBuV/m dBuV/m dB dBuV dB/m dB dB cm deg 1 2485.83 56.11 74.00 -17.89 52.40 32.40 4.92 33.61 100 233 PEAK	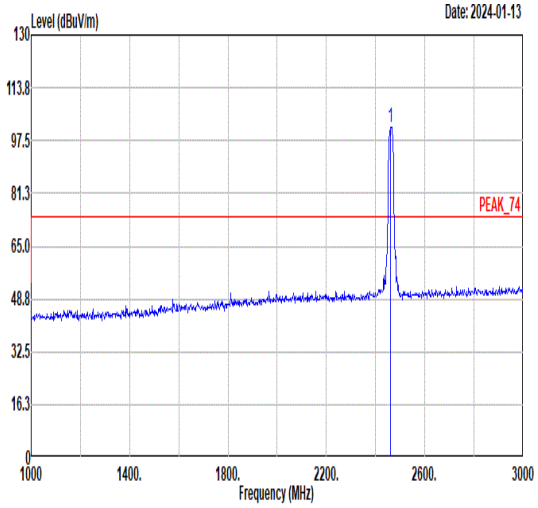 Freq Level Limit Line Margin Read Level Ant Factor Cable Loss Preamp Factor APos TPos Remark MHz dBuV/m dBuV/m dB dBuV dB/m dB dB cm deg 1 2462.00 101.69 ------ ------ 98.03 32.39 4.89 33.62 100 233 PEAK
Avg	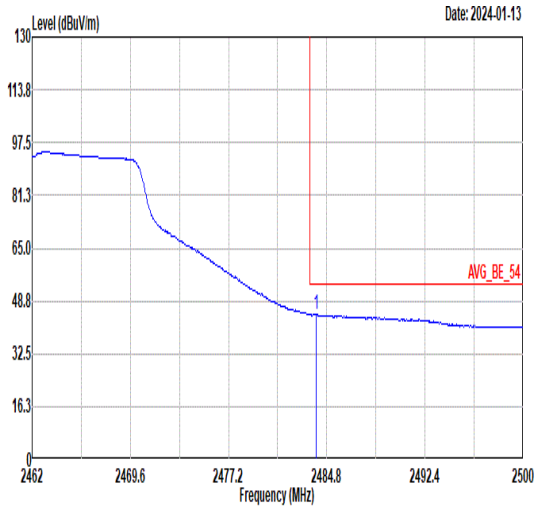 Freq Level Limit Line Margin Read Level Ant Factor Cable Loss Preamp Factor APos TPos Remark MHz dBuV/m dBuV/m dB dBuV dB/m dB dB cm deg 1 2483.96 44.68 54.00 -9.32 40.97 32.40 4.92 33.61 100 233 AVERAGE	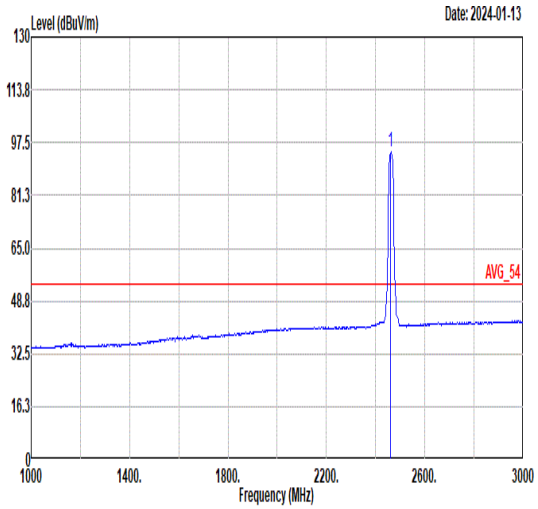 Freq Level Limit Line Margin Read Level Ant Factor Cable Loss Preamp Factor APos TPos Remark MHz dBuV/m dBuV/m dB dBuV dB/m dB dB cm deg 1 2462.00 94.48 ------ ------ 90.82 32.39 4.89 33.62 100 233 AVERAGE

Mode	6	
	Harmonic	
	2400-2483.5_802.11g_CH11_2462MHz	
ANT	22	
Pol.	Horizontal	Vertical
Peak Avg	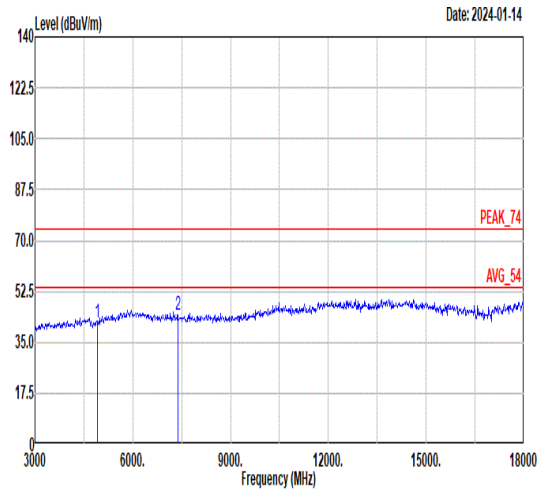 Freq Level Limit Line Margin Read Level Ant Factor Cable Loss Preamp Factor APos TPos Remark MHz dBuV/m dBuV/m dB dBuV dB/m dB dB cm deg 1 4924.00 41.82 74.00 -32.18 57.24 34.34 7.79 57.55 -- -- Peak 2 7386.00 44.29 74.00 -29.71 58.08 35.99 9.17 58.95 -- -- Peak	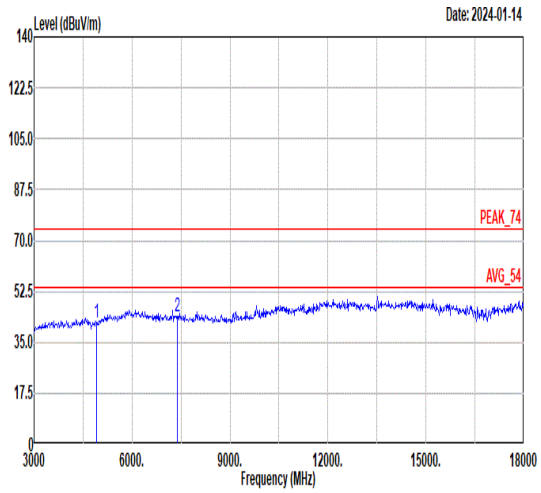 Freq Level Limit Line Margin Read Level Ant Factor Cable Loss Preamp Factor APos TPos Remark MHz dBuV/m dBuV/m dB dBuV dB/m dB dB cm deg 1 4924.00 41.53 74.00 -32.47 56.95 34.34 7.79 57.55 -- -- Peak 2 7386.00 43.76 74.00 -30.24 57.55 35.99 9.17 58.95 -- -- Peak

Mode	7	
	Band Edge	
	2400-2483.5_802.11n HT20_CH01_2412MHz	
ANT	22	
Pol.	Horizontal	Fundamental
Peak	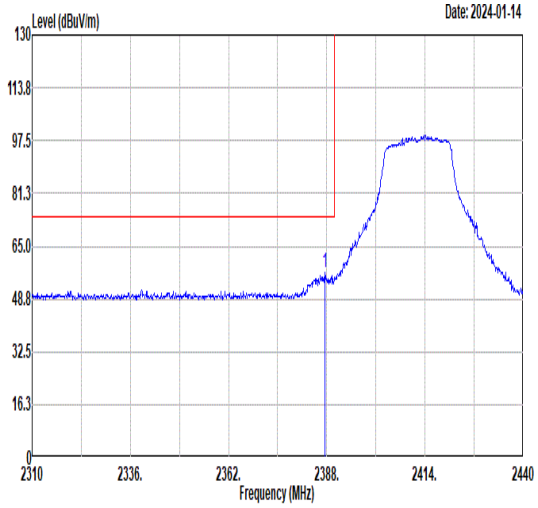 Freq Level Limit Line Margin Read Level Ant Factor Cable Loss Preamp Factor APos TPos Remark MHz dBuV/m dBuV/m dB dBuV dB/m dB dB cm deg 1 2387.48 56.92 74.00 -17.08 53.44 32.36 4.79 33.67 307 328 PEAK	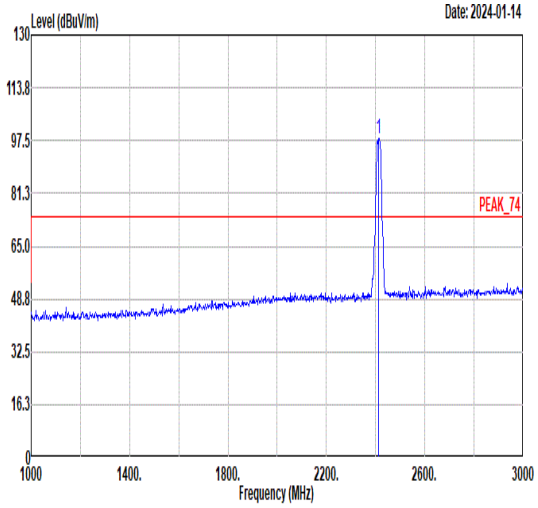 Freq Level Limit Line Margin Read Level Ant Factor Cable Loss Preamp Factor APos TPos Remark MHz dBuV/m dBuV/m dB dBuV dB/m dB dB cm deg 1 2412.00 98.31 ------ ------ 94.77 32.37 4.82 33.65 307 328 PEAK
Avg	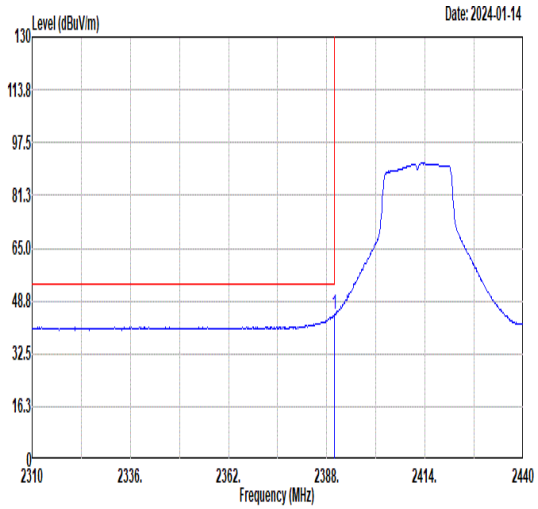 Freq Level Limit Line Margin Read Level Ant Factor Cable Loss Preamp Factor APos TPos Remark MHz dBuV/m dBuV/m dB dBuV dB/m dB dB cm deg 1 2389.95 44.43 54.00 -9.57 40.94 32.36 4.80 33.67 307 328 AVERAGE	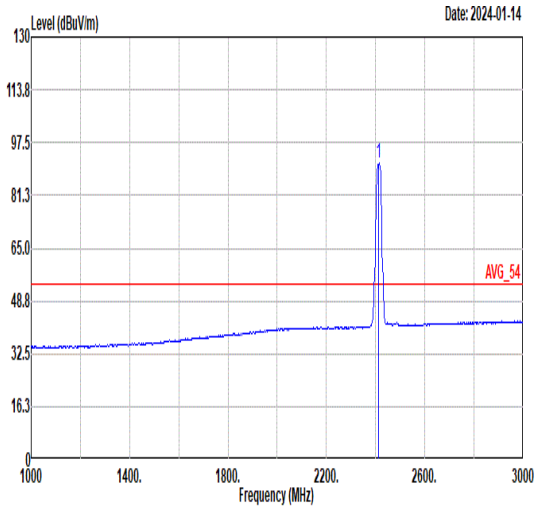 Freq Level Limit Line Margin Read Level Ant Factor Cable Loss Preamp Factor APos TPos Remark MHz dBuV/m dBuV/m dB dBuV dB/m dB dB cm deg 1 2412.00 91.08 ------ ------ 87.54 32.37 4.82 33.65 307 328 AVERAGE

Mode	7	
	Band Edge	
	2400-2483.5_802.11n HT20_CH01_2412MHz	
ANT	22	
Pol.	Vertical	Fundamental
Peak	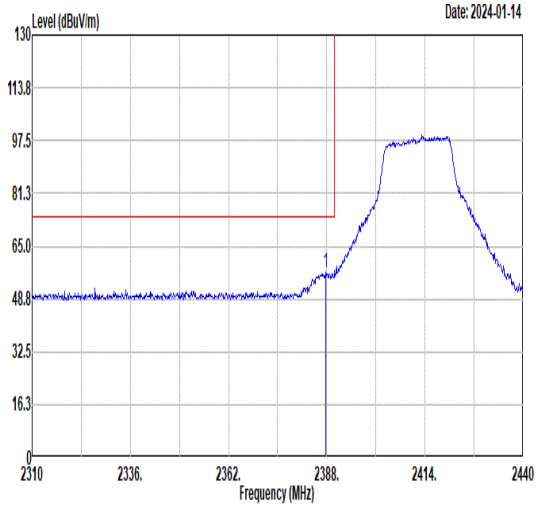 Limit Read Ant Cable Preamp APos TPos Freq Level Line Margin Level Factor Loss Factor Remark MHz dBuV/m dBuV/m dB dBuV dB/m dB dB cm deg 1 2387.61 56.81 74.00 -17.19 53.33 32.36 4.79 33.67 144 313 PEAK	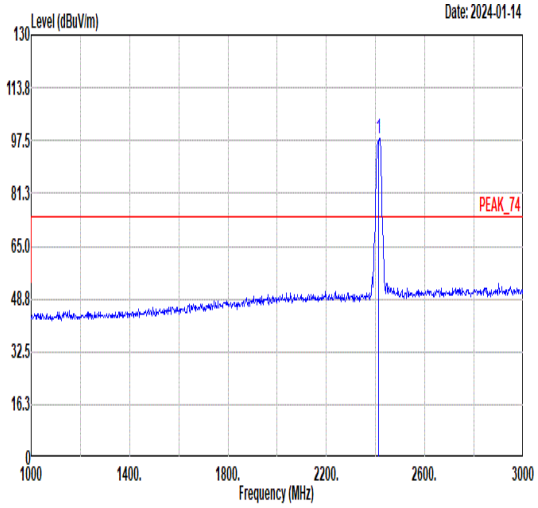 Limit Read Ant Cable Preamp APos TPos Freq Level Line Margin Level Factor Loss Factor Remark MHz dBuV/m dBuV/m dB dBuV dB/m dB dB cm deg 1 2412.00 98.21 ------ ------ 94.66 32.37 4.83 33.65 144 313 PEAK
Avg	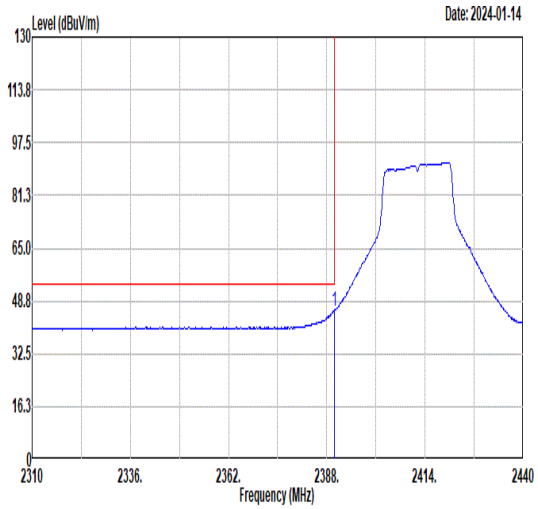 Limit Read Ant Cable Preamp APos TPos Freq Level Line Margin Level Factor Loss Factor Remark MHz dBuV/m dBuV/m dB dBuV dB/m dB dB cm deg 1 2389.95 45.76 54.00 -8.24 42.27 32.36 4.80 33.67 144 313 AVERAGE	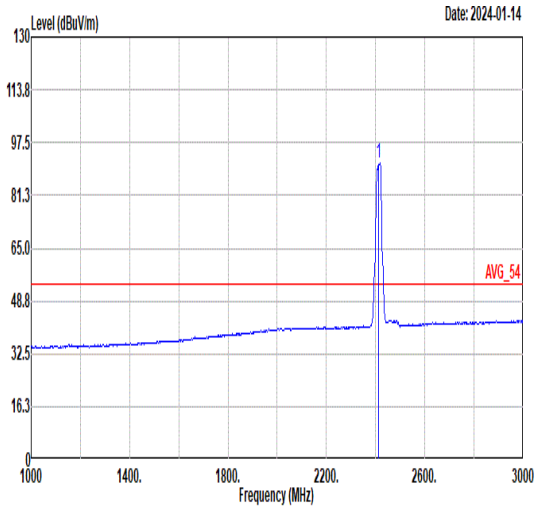 Limit Read Ant Cable Preamp APos TPos Freq Level Line Margin Level Factor Loss Factor Remark MHz dBuV/m dBuV/m dB dBuV dB/m dB dB cm deg 1 2412.00 91.33 ------ ------ 87.78 32.37 4.83 33.65 144 313 AVERAGE

Mode	7	
	Harmonic	
	2400-2483.5_802.11n HT20_CH01_2412MHz	
ANT	22	
Pol.	Horizontal	Vertical
Peak Avg	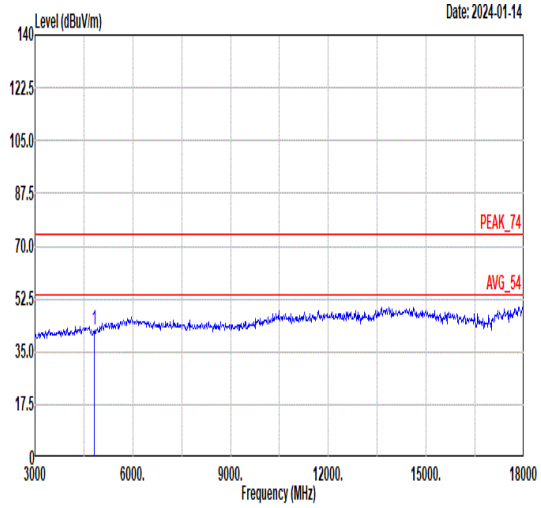 Freq Level Limit Line Margin Read Level Ant Factor Cable Loss Preamp Factor APos TPos Remark MHz dBuV/m dBuV/m dB dBuV dB/m dB dB cm deg 1 4824.00 42.11 74.00 -31.89 57.44 34.40 7.75 57.48 -- -- Peak	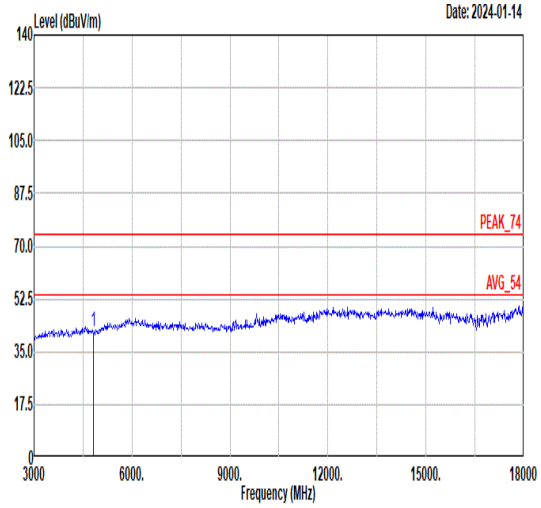 Freq Level Limit Line Margin Read Level Ant Factor Cable Loss Preamp Factor APos TPos Remark MHz dBuV/m dBuV/m dB dBuV dB/m dB dB cm deg 1 4824.00 41.86 74.00 -32.14 57.19 34.40 7.75 57.48 -- -- Peak

Mode	8	
	Harmonic	
	2400-2483.5_802.11n HT20 _CH06_2437MHz	
ANT	22	
Pol.	Horizontal	Vertical
Peak Avg	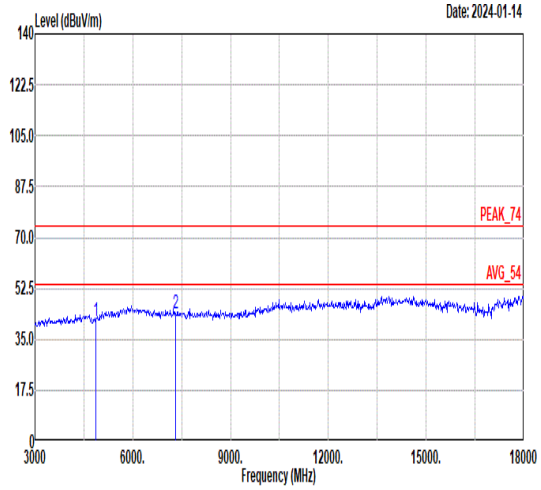 Freq Level Limit Line Margin Read Level Ant Factor Cable Loss Preamp Factor APos TPos Remark MHz dBuV/m dBuV/m dB dBuV dB/m dB dB cm deg 1 4874.00 41.47 74.00 -32.53 56.85 34.37 7.77 57.52 -- -- Peak 2 7311.00 43.84 74.00 -30.16 57.78 36.05 8.93 58.92 -- -- Peak	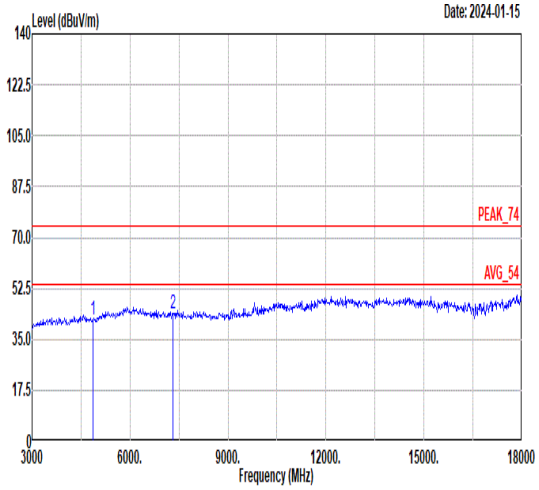 Freq Level Limit Line Margin Read Level Ant Factor Cable Loss Preamp Factor APos TPos Remark MHz dBuV/m dBuV/m dB dBuV dB/m dB dB cm deg 1 4874.00 41.85 74.00 -32.15 57.23 34.37 7.77 57.52 -- -- Peak 2 7311.00 44.08 74.00 -29.92 58.02 36.05 8.93 58.92 -- -- Peak

Mode	9	
	Band Edge	
	2400-2483.5_802.11n HT20 _CH11_2462MHz	
ANT	22	
Pol.	Horizontal	Fundamental
Peak	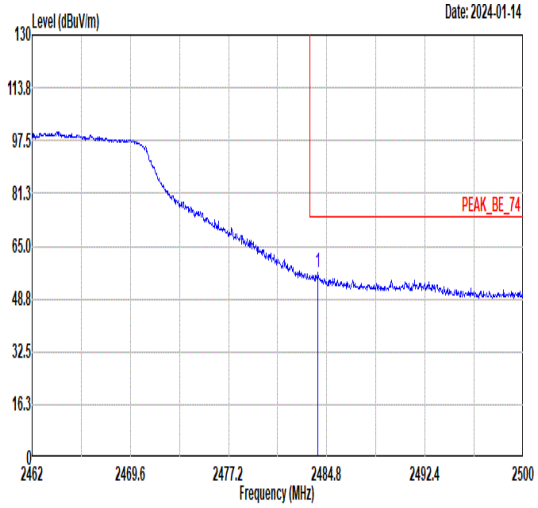 Freq Level Limit Line Margin Read Level Ant Factor Cable Loss Preamp Factor APos TPos Remark MHz dBuV/m dBuV/m dB dBuV dB/m dB dB cm deg 1 2484.12 56.91 74.00 -17.09 53.20 32.40 4.92 33.61 317 325 PEAK	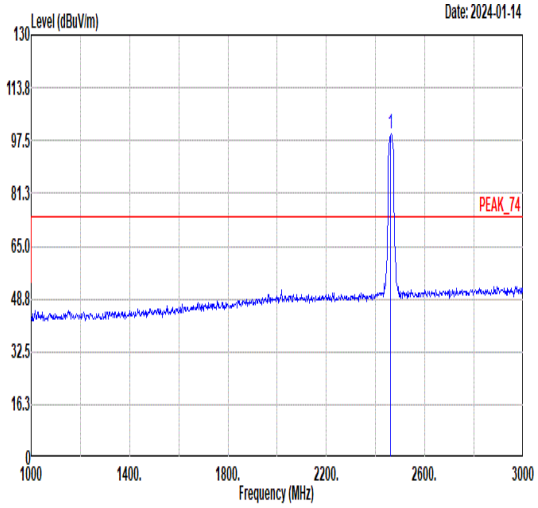 Freq Level Limit Line Margin Read Level Ant Factor Cable Loss Preamp Factor APos TPos Remark MHz dBuV/m dBuV/m dB dBuV dB/m dB dB cm deg 1 2462.00 99.46 ------ ------ 95.80 32.39 4.89 33.62 317 325 PEAK
Avg	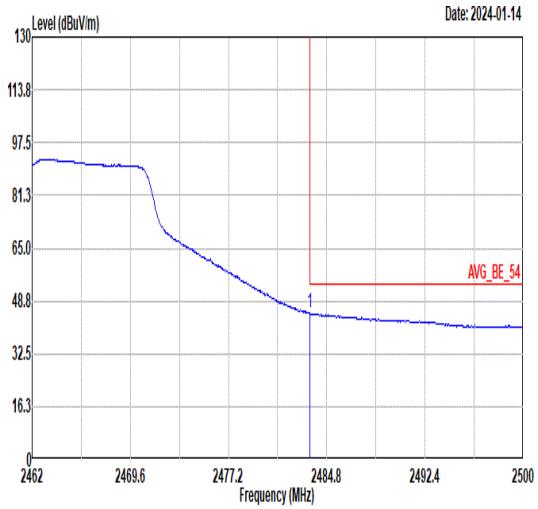 Freq Level Limit Line Margin Read Level Ant Factor Cable Loss Preamp Factor APos TPos Remark MHz dBuV/m dBuV/m dB dBuV dB/m dB dB cm deg 1 2483.51 44.93 54.00 -9.07 41.23 32.39 4.92 33.61 317 325 AVERAGE	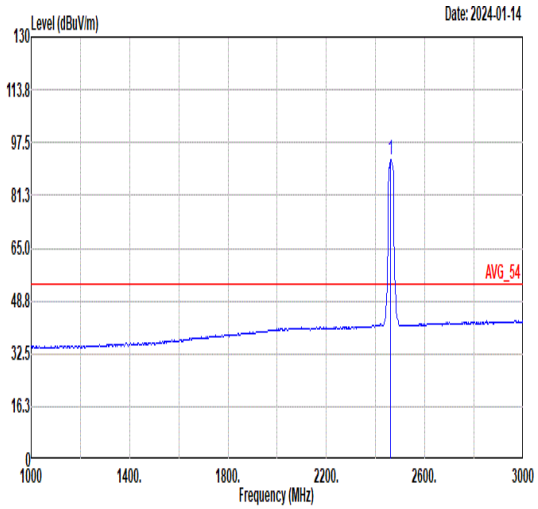 Freq Level Limit Line Margin Read Level Ant Factor Cable Loss Preamp Factor APos TPos Remark MHz dBuV/m dBuV/m dB dBuV dB/m dB dB cm deg 1 2462.00 92.27 ------ ------ 88.61 32.39 4.89 33.62 317 325 AVERAGE

Mode	9	
	Band Edge	
	2400-2483.5_802.11n HT20 _CH11_2462MHz	
ANT	22	
Pol.	Vertical	Fundamental
Peak	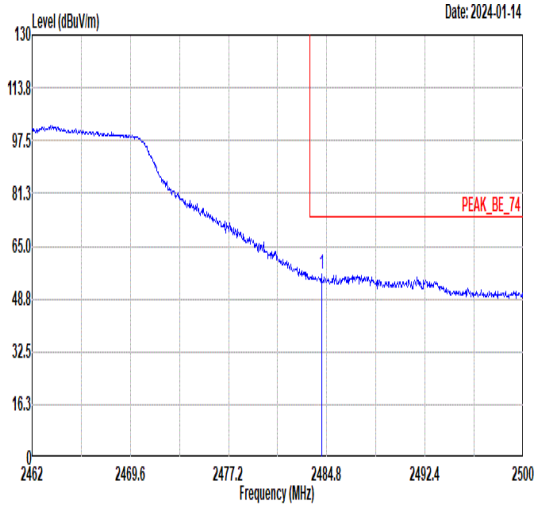 Freq Level Limit Line Margin Read Level Ant Factor Cable Loss Preamp Factor APos TPos Remark MHz dBuV/m dBuV/m dB dBuV dB/m dB dB cm deg 1 2484.38 56.31 74.00 -17.69 52.60 32.40 4.92 33.61 100 229 PEAK	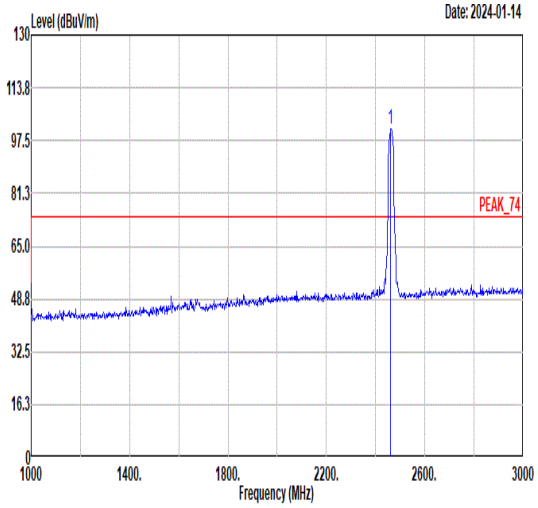 Freq Level Limit Line Margin Read Level Ant Factor Cable Loss Preamp Factor APos TPos Remark MHz dBuV/m dBuV/m dB dBuV dB/m dB dB cm deg 1 2462.00 101.07 ------ ------ 97.41 32.39 4.89 33.62 100 229 PEAK
Avg	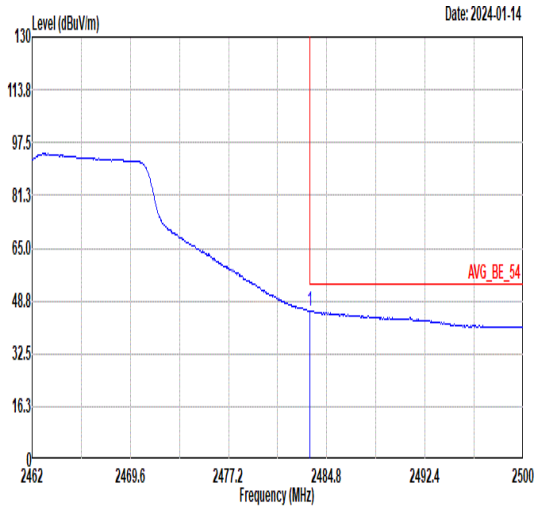 Freq Level Limit Line Margin Read Level Ant Factor Cable Loss Preamp Factor APos TPos Remark MHz dBuV/m dBuV/m dB dBuV dB/m dB dB cm deg 1 2483.51 45.66 54.00 -8.34 41.96 32.39 4.92 33.61 100 229 AVERAGE	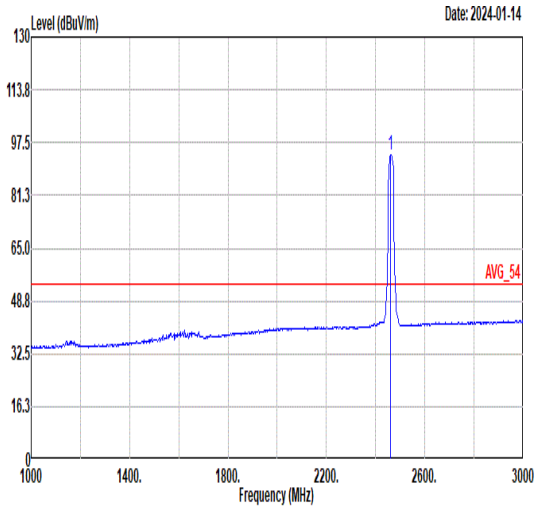 Freq Level Limit Line Margin Read Level Ant Factor Cable Loss Preamp Factor APos TPos Remark MHz dBuV/m dBuV/m dB dBuV dB/m dB dB cm deg 1 2462.00 93.89 ------ ------ 90.23 32.39 4.89 33.62 100 229 AVERAGE

Mode	9	
	Harmonic	
	2400-2483.5_802.11n HT20 _CH11_2462MHz	
ANT	22	
Pol.	Horizontal	Vertical
Peak Avg	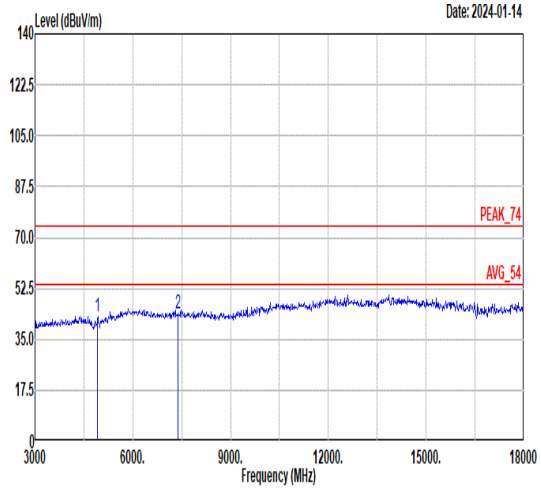 Freq Level Limit Line Margin Read Level Ant Factor Cable Loss Preamp Factor APos TPos Remark MHz dBuV/m dBuV/m dB dBuV dB/m dB dB cm deg 1 4924.00 42.70 74.00 -31.30 58.12 34.34 7.79 57.55 -- -- Peak 2 7386.00 43.87 74.00 -30.13 57.66 35.99 9.17 58.95 -- -- Peak	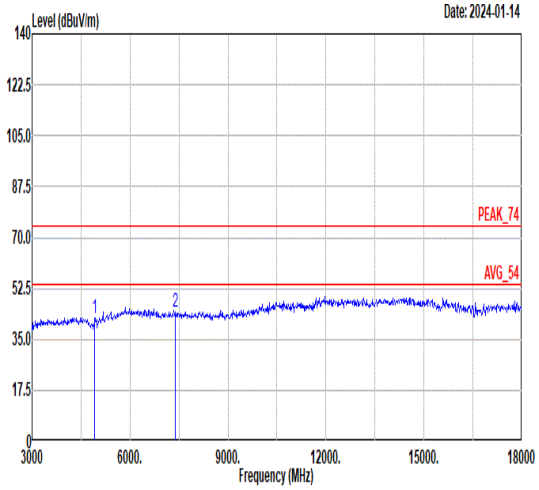 Freq Level Limit Line Margin Read Level Ant Factor Cable Loss Preamp Factor APos TPos Remark MHz dBuV/m dBuV/m dB dBuV dB/m dB dB cm deg 1 4924.00 42.27 74.00 -31.73 57.69 34.34 7.79 57.55 -- -- Peak 2 7386.00 44.36 74.00 -29.64 58.15 35.99 9.17 58.95 -- -- Peak

Mode	10	
	Band Edge - L	
	2400-2483.5_802.11n HT40_CH03_2422MHz	
ANT	22	
Pol.	Horizontal	Fundamental
Peak	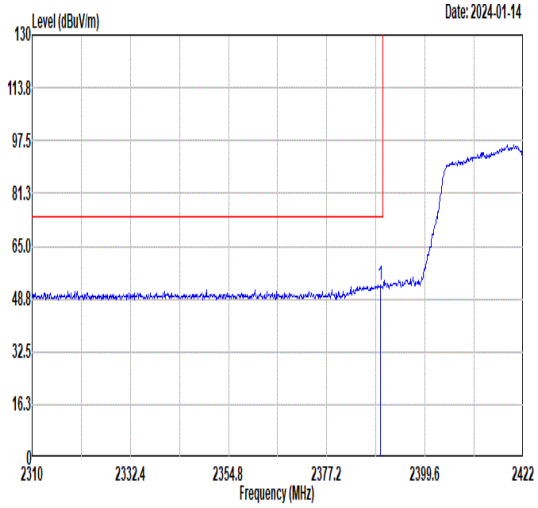 Freq Level Limit Line Margin Read Level Ant Factor Cable Loss Preamp Factor APos TPos Remark MHz dBuV/m dBuV/m dB dBuV dB/m dB dB cm deg 1 2389.52 53.11 74.00 -20.89 49.62 32.36 4.80 33.67 300 328 PEAK	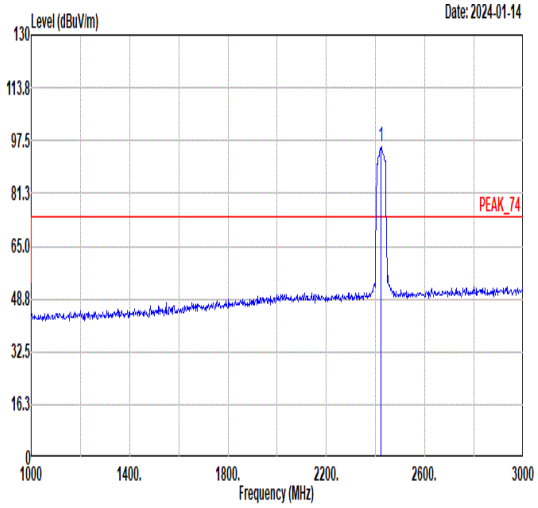 Freq Level Limit Line Margin Read Level Ant Factor Cable Loss Preamp Factor APos TPos Remark MHz dBuV/m dBuV/m dB dBuV dB/m dB dB cm deg 1 2422.00 95.55 ------ ------ 91.99 32.37 4.84 33.65 300 328 PEAK
Avg	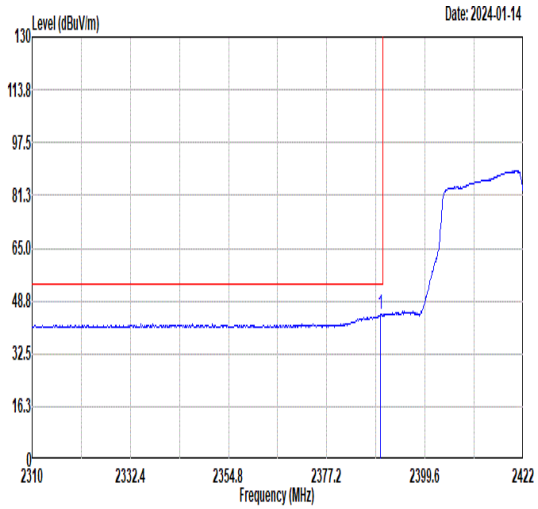 Freq Level Limit Line Margin Read Level Ant Factor Cable Loss Preamp Factor APos TPos Remark MHz dBuV/m dBuV/m dB dBuV dB/m dB dB cm deg 1 2389.41 44.77 54.00 -9.23 41.28 32.36 4.80 33.67 300 328 AVERAGE	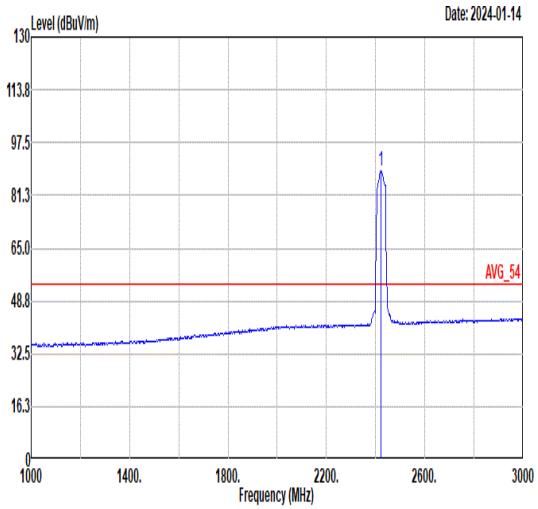 Freq Level Limit Line Margin Read Level Ant Factor Cable Loss Preamp Factor APos TPos Remark MHz dBuV/m dBuV/m dB dBuV dB/m dB dB cm deg 1 2422.00 88.66 ------ ------ 85.11 32.37 4.83 33.65 300 328 AVERAGE

Mode	10	
	Band Edge - R	
	2400-2483.5_802.11n HT40_CH03_2422MHz	
ANT	22	
Pol.	Horizontal	Fundamental
Peak	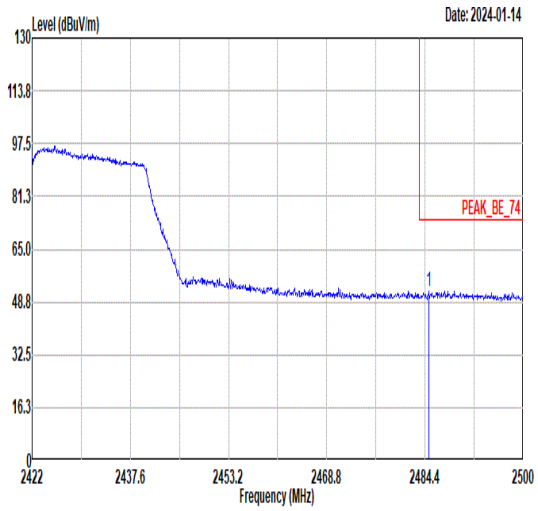 Freq Level Limit Line Margin Read Level Ant Factor Cable Loss Preamp Factor APos TPos Remark MHz dBuV/m dBuV/m dB dBuV dB/m dB dB cm deg 1 2485.02 52.18 74.00 -21.82 48.47 32.40 4.92 33.61 300 328 PEAK	Blank
Avg	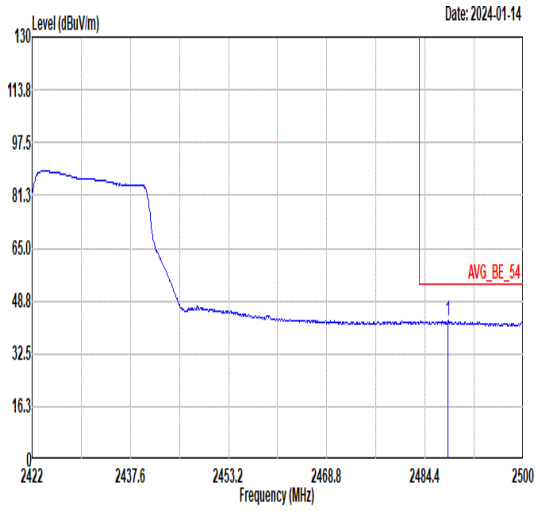 Freq Level Limit Line Margin Read Level Ant Factor Cable Loss Preamp Factor APos TPos Remark MHz dBuV/m dBuV/m dB dBuV dB/m dB dB cm deg 1 2488.07 42.60 54.00 -11.40 38.88 32.40 4.93 33.61 300 328 AVERAGE	Blank

Mode	10	
	Band Edge - L	
	2400-2483.5_802.11n HT40_CH03_2422MHz	
ANT	22	
Pol.	Vertical	Fundamental
Peak	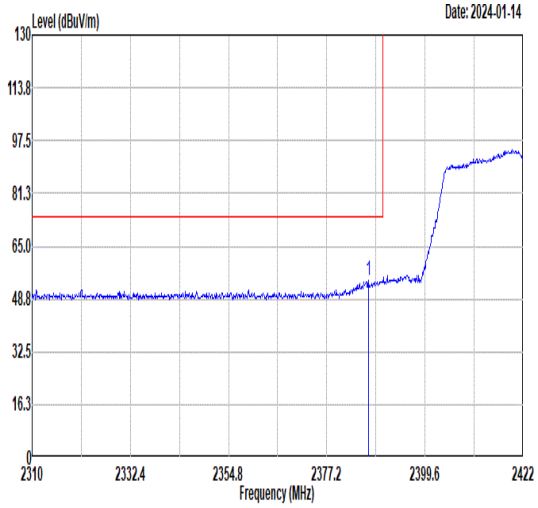 Freq Level Limit Line Margin Read Level Ant Factor Cable Loss Preamp Factor APos TPos Remark MHz dBuV/m dBuV/m dB dBuV dB/m dB dB cm deg 1 2386.72 54.23 74.00 -19.77 50.75 32.36 4.79 33.67 115 190 PEAK	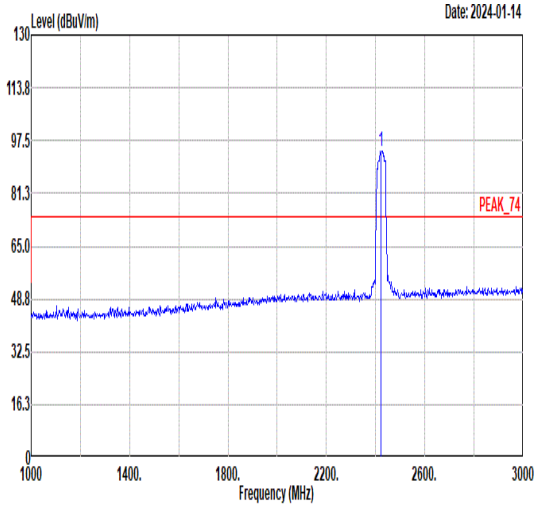 Freq Level Limit Line Margin Read Level Ant Factor Cable Loss Preamp Factor APos TPos Remark MHz dBuV/m dBuV/m dB dBuV dB/m dB dB cm deg 1 2422.00 94.38 ------ ------ 90.82 32.37 4.84 33.65 115 190 PEAK
Avg	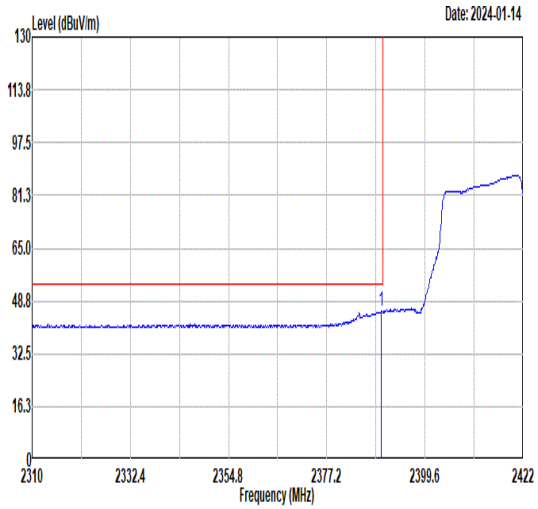 Freq Level Limit Line Margin Read Level Ant Factor Cable Loss Preamp Factor APos TPos Remark MHz dBuV/m dBuV/m dB dBuV dB/m dB dB cm deg 1 2389.63 45.85 54.00 -8.15 42.36 32.36 4.80 33.67 115 190 AVERAGE	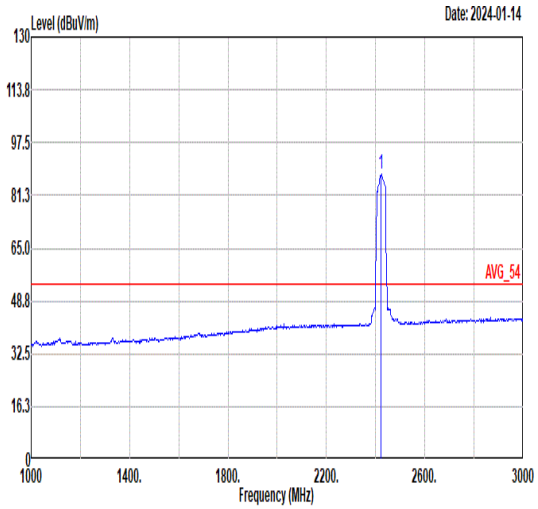 Freq Level Limit Line Margin Read Level Ant Factor Cable Loss Preamp Factor APos TPos Remark MHz dBuV/m dBuV/m dB dBuV dB/m dB dB cm deg 1 2422.00 87.62 ------ ------ 84.06 32.37 4.84 33.65 115 190 AVERAGE

Mode	10	
	Band Edge - R	
	2400-2483.5_802.11n HT40_CH03_2422MHz	
ANT	22	
Pol.	Vertical	Fundamental
Peak	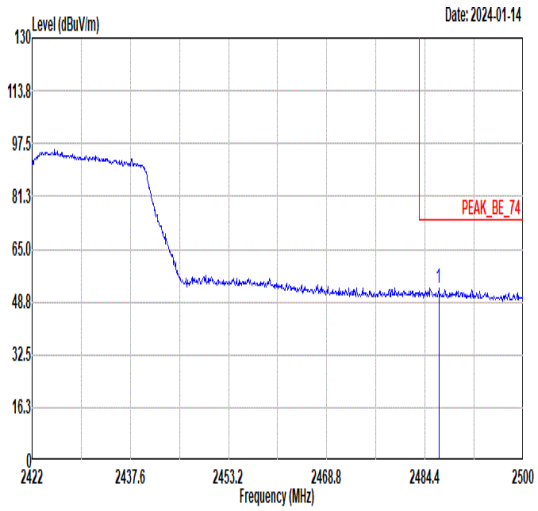 Freq Level Limit Line Margin Read Level Ant Factor Cable Loss Preamp Factor APos TPos Remark MHz dBuV/m dBuV/m dB dBuV dB/m dB dB cm deg 1 2486.58 52.94 74.00 -21.06 49.23 32.40 4.92 33.61 115 190 PEAK	Blank
Avg	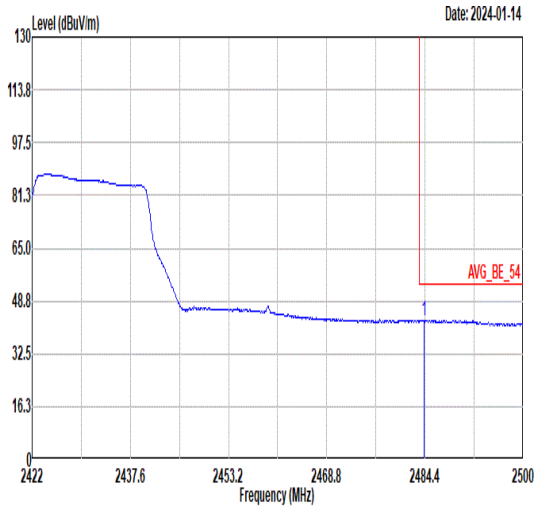 Freq Level Limit Line Margin Read Level Ant Factor Cable Loss Preamp Factor APos TPos Remark MHz dBuV/m dBuV/m dB dBuV dB/m dB dB cm deg 1 2484.24 42.86 54.00 -11.14 39.15 32.40 4.92 33.61 115 190 AVERAGE	Blank

Mode	11	
	Band Edge - L	
	2400-2483.5_802.11n HT40_CH09_2452MHz	
ANT	22	
Pol.	Horizontal	Fundamental
Peak	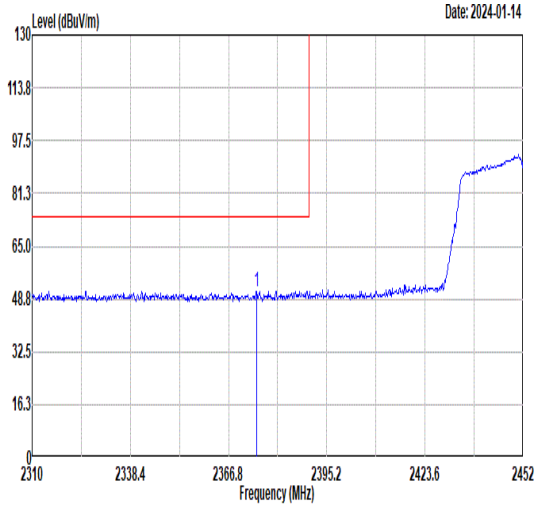 Freq Level Limit Line Margin Read Level Ant Factor Cable Loss Preamp Factor APos TPos Remark MHz dBuV/m dBuV/m dB dBuV dB/m dB dB cm deg 1 2374.89 51.11 74.00 -22.89 47.66 32.35 4.78 33.68 355 317 PEAK	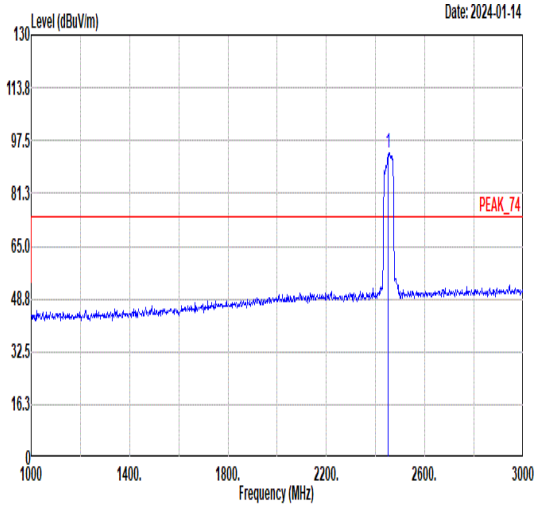 Freq Level Limit Line Margin Read Level Ant Factor Cable Loss Preamp Factor APos TPos Remark MHz dBuV/m dBuV/m dB dBuV dB/m dB dB cm deg 1 2452.00 93.77 ------ ------ 90.14 32.38 4.88 33.63 355 317 PEAK
Avg	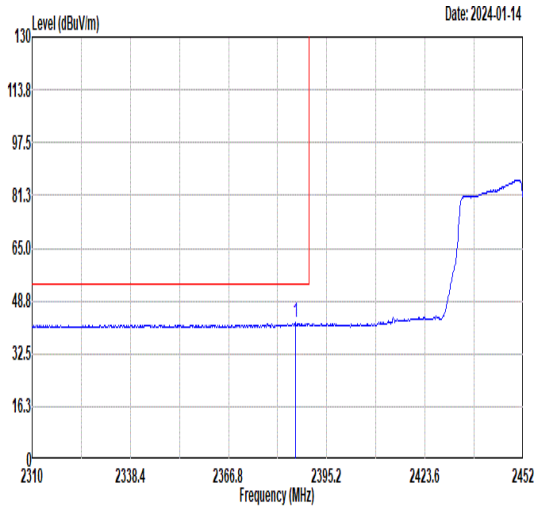 Freq Level Limit Line Margin Read Level Ant Factor Cable Loss Preamp Factor APos TPos Remark MHz dBuV/m dBuV/m dB dBuV dB/m dB dB cm deg 1 2386.25 41.95 54.00 -12.05 38.47 32.36 4.79 33.67 355 317 AVERAGE	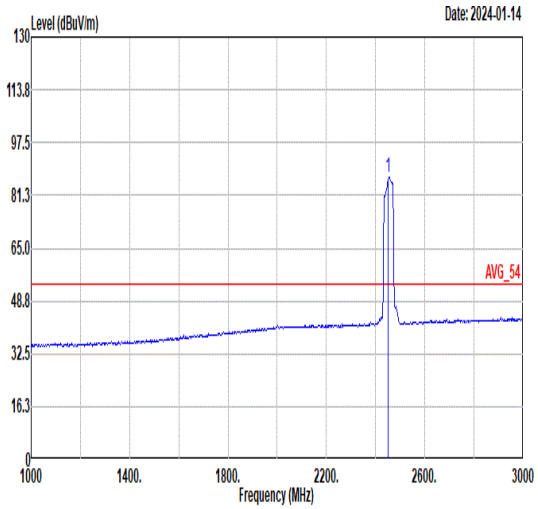 Freq Level Limit Line Margin Read Level Ant Factor Cable Loss Preamp Factor APos TPos Remark MHz dBuV/m dBuV/m dB dBuV dB/m dB dB cm deg 1 2452.00 87.07 ------ ------ 83.44 32.38 4.88 33.63 355 317 AVERAGE

Mode	11	
	Band Edge - R	
	2400-2483.5_802.11n HT40_CH09_2452MHz	
ANT	22	
Pol.	Horizontal	Fundamental
Peak	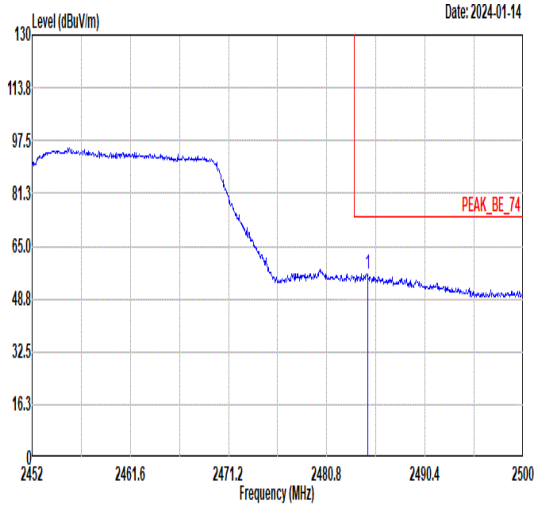 Freq Level Limit Line Margin Read Level Ant Factor Cable Loss Preamp Factor APos TPos Remark MHz dBuV/m dBuV/m dB dBuV dB/m dB dB cm deg 1 2484.78 56.39 74.00 -17.61 52.68 32.40 4.92 33.61 355 317 PEAK	Blank
Avg	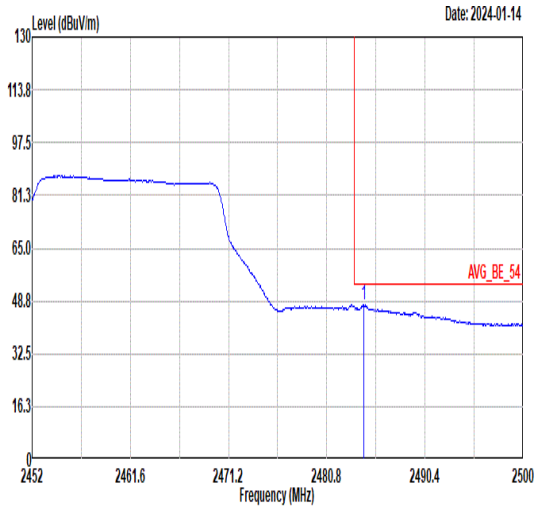 Freq Level Limit Line Margin Read Level Ant Factor Cable Loss Preamp Factor APos TPos Remark MHz dBuV/m dBuV/m dB dBuV dB/m dB dB cm deg 1 2484.40 47.56 54.00 -6.44 43.85 32.40 4.92 33.61 355 317 AVERAGE	Blank

Mode	11	
	Band Edge - L	
	2400-2483.5_802.11n HT40_CH09_2452MHz	
ANT	22	
Pol.	Vertical	Fundamental
Peak	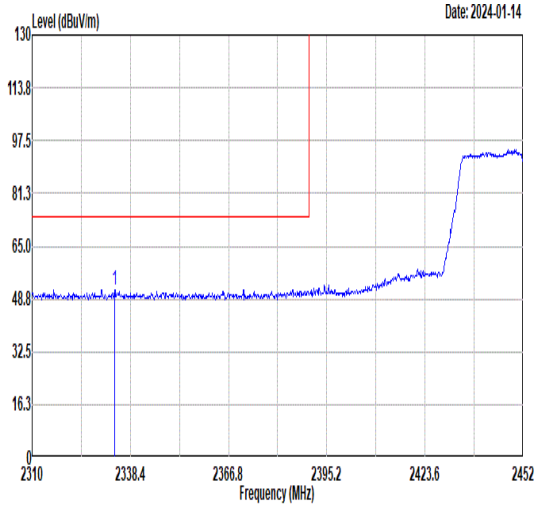 Freq Level Limit Line Margin Read Level Ant Factor Cable Loss Preamp Factor APos TPos Remark MHz dBuV/m dBuV/m dB dBuV dB/m dB dB cm deg 1 2333.86 51.70 74.00 -22.30 48.33 32.33 4.74 33.70 100 237 PEAK	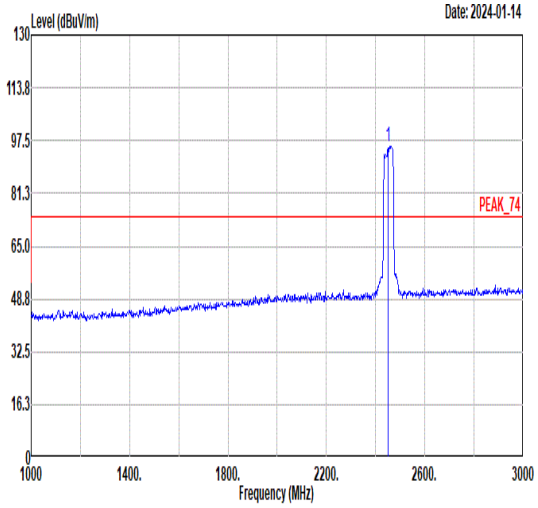 Freq Level Limit Line Margin Read Level Ant Factor Cable Loss Preamp Factor APos TPos Remark MHz dBuV/m dBuV/m dB dBuV dB/m dB dB cm deg 1 2452.00 95.83 ------ ------ 92.17 32.39 4.89 33.62 100 237 PEAK
Avg	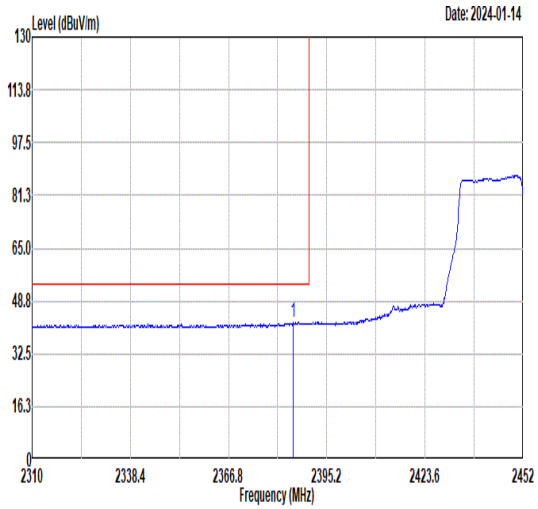 Freq Level Limit Line Margin Read Level Ant Factor Cable Loss Preamp Factor APos TPos Remark MHz dBuV/m dBuV/m dB dBuV dB/m dB dB cm deg 1 2385.40 42.01 54.00 -11.99 38.53 32.36 4.79 33.67 100 237 AVERAGE	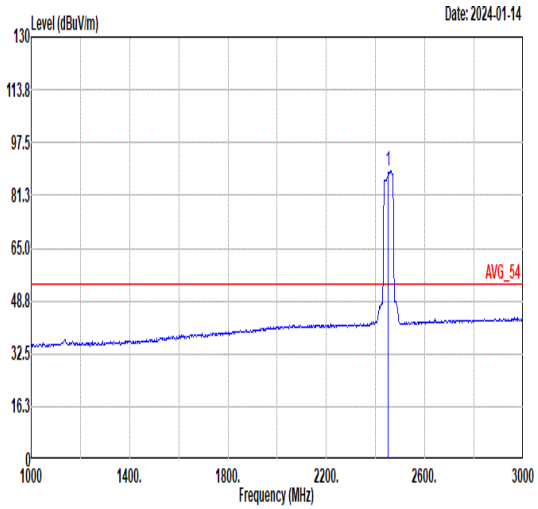 Freq Level Limit Line Margin Read Level Ant Factor Cable Loss Preamp Factor APos TPos Remark MHz dBuV/m dBuV/m dB dBuV dB/m dB dB cm deg 1 2452.00 88.93 ------ ------ 85.27 32.39 4.89 33.62 100 237 AVERAGE

Mode	11	
Mode	Band Edge - R	
Mode	2400-2483.5_802.11n HT40_CH09_2452MHz	
ANT	22	
Pol.	Vertical	Fundamental
Peak	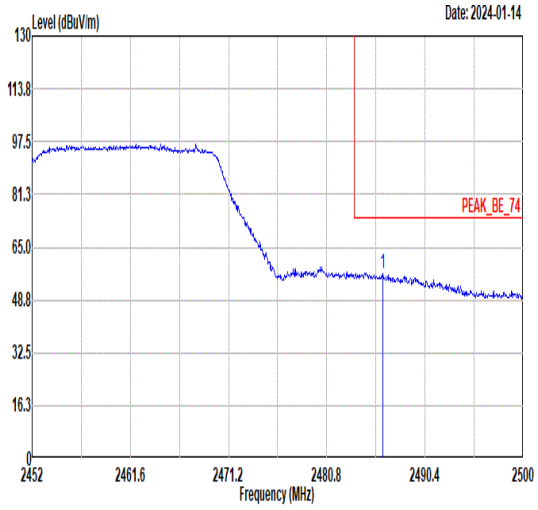 Limit Read Ant Cable Preamp APos TPos Freq Level Line Margin Level Factor Loss Factor Remark MHz dBuV/m dBuV/m dB dBuV dB/m dB dB cm deg 1 2486.27 57.05 74.00 -16.95 53.34 32.40 4.92 33.61 100 237 PEAK	Blank
Avg	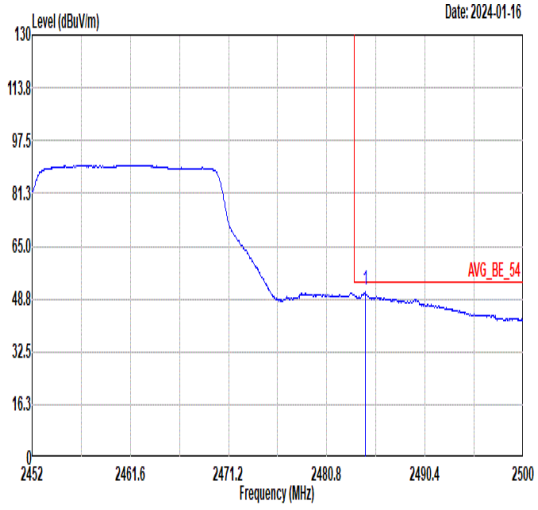 Limit Read Ant Cable Preamp APos TPos Freq Level Line Margin Level Factor Loss Factor Remark MHz dBuV/m dBuV/m dB dBuV dB/m dB dB cm deg 1 2484.54 51.52 54.00 -2.48 47.81 32.40 4.92 33.61 100 237 AVERAGE	Blank

Mode	11	
	Harmonic	
	2400-2483.5_802.11n HT40_CH09_2452MHz	
ANT	22	
Pol.	Horizontal	Vertical
Peak Avg	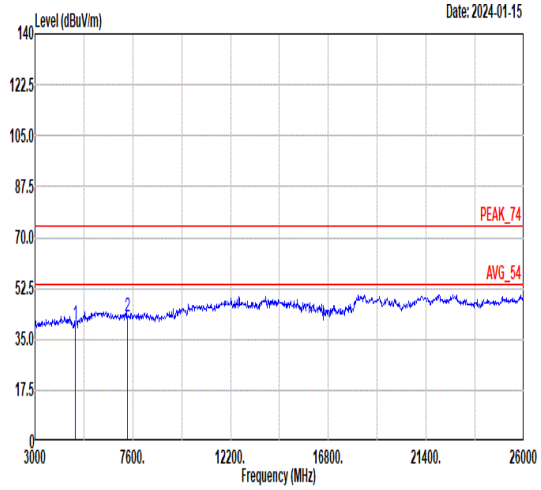 Freq Level Limit Line Margin Read Level Ant Factor Cable Loss Preamp Factor APos TPos Remark MHz dBuV/m dBuV/m dB dBuV dB/m dB dB cm deg 1 4904.00 40.26 74.00 -33.74 55.66 34.36 7.78 57.54 -- -- Peak 2 7356.00 42.78 74.00 -31.22 56.64 36.01 9.07 58.94 -- -- Peak	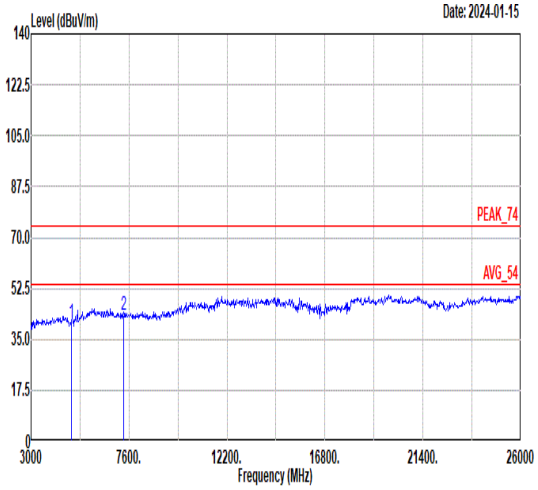 Freq Level Limit Line Margin Read Level Ant Factor Cable Loss Preamp Factor APos TPos Remark MHz dBuV/m dBuV/m dB dBuV dB/m dB dB cm deg 1 4904.00 40.89 74.00 -33.11 56.29 34.36 7.78 57.54 -- -- Peak 2 7356.00 43.08 74.00 -30.92 56.94 36.01 9.07 58.94 -- -- Peak

Mode	12	
	LF	
	2400-2483.5_802.11n HT40_CH09_2452MHz	
ANT	22	
Pol.	Horizontal	Vertical
QP/Peak	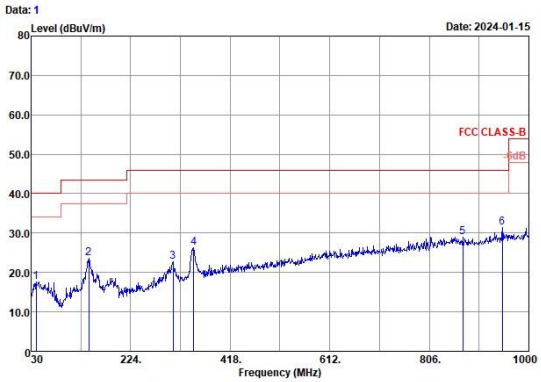 Freq Level Over Limit Limit Line ReadAntenna Level Cable Loss Preamp Factor A/Pos T/Pos Remark MHz dBuV/m dB dBuV/m dBuV dB/m dB dB cm deg 1 39.70 17.70 -22.30 40.00 32.69 19.28 0.63 34.90 --- --- Peak 2 142.52 23.62 -19.88 43.50 38.74 18.35 1.25 34.72 --- --- Peak 3 306.45 22.68 -23.32 46.00 36.19 19.27 1.82 34.60 --- --- Peak 4 347.19 26.33 -19.67 46.00 38.84 20.16 1.93 34.60 --- --- Peak 5 870.99 29.00 -17.00 46.00 31.45 28.73 3.12 34.30 --- --- Peak 6 948.59 31.45 -14.55 46.00 32.75 29.74 3.26 34.30 --- --- Peak	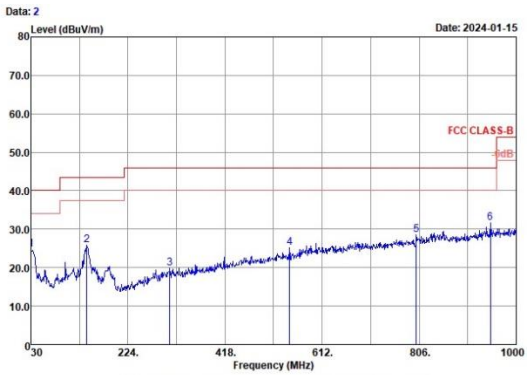 Freq Level Over Limit Limit Line ReadAntenna Level Cable Loss Preamp Factor A/Pos T/Pos Remark MHz dBuV/m dB dBuV/m dBuV dB/m dB dB cm deg 1 30.00 24.68 -15.32 40.00 41.28 17.56 0.54 34.70 --- --- Peak 2 141.55 25.83 -17.67 43.50 41.03 18.27 1.25 34.72 --- --- Peak 3 307.42 19.94 -26.06 46.00 33.43 19.29 1.82 34.60 --- --- Peak 4 547.01 25.29 -20.71 46.00 33.17 24.14 2.48 34.50 --- --- Peak 5 800.18 28.42 -17.58 46.00 31.85 27.84 3.03 34.30 --- --- Peak 6 948.59 31.66 -14.34 46.00 32.96 29.74 3.26 34.30 --- --- Peak

Mode	13	
	Band Edge	
	2400-2483.5_802.11g_CH02_2417MHz	
ANT	22	
Pol.	Horizontal	Fundamental
Peak	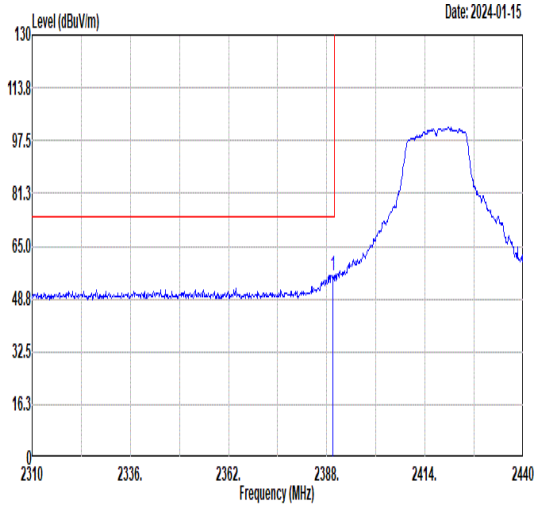 Limit Read Ant Cable Preamp APos TPos Freq Level Line Margin Level Factor Loss Factor Remark MHz dBuV/m dBuV/m dB dBuV dB/m dB dB cm deg 1 2389.69 56.07 74.00 -17.93 52.58 32.36 4.80 33.67 100 316 PEAK	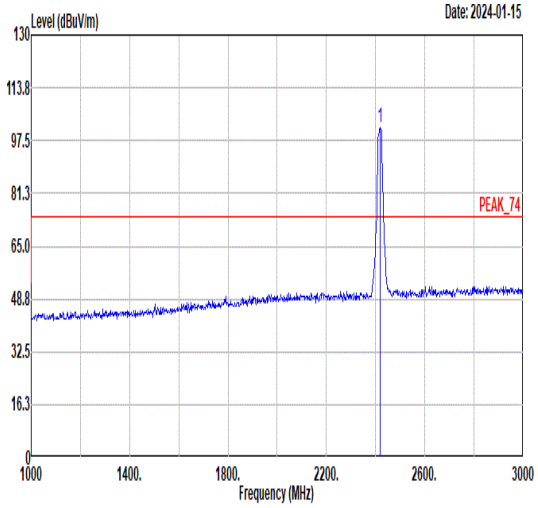 Limit Read Ant Cable Preamp APos TPos Freq Level Line Margin Level Factor Loss Factor Remark MHz dBuV/m dBuV/m dB dBuV dB/m dB dB cm deg 1 2417.00 101.52 ------ ------ 97.97 32.37 4.83 33.65 100 316 PEAK
Avg	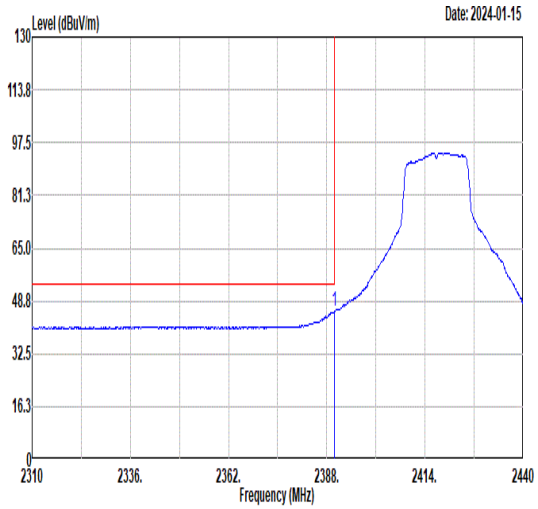 Limit Read Ant Cable Preamp APos TPos Freq Level Line Margin Level Factor Loss Factor Remark MHz dBuV/m dBuV/m dB dBuV dB/m dB dB cm deg 1 2389.95 45.39 54.00 -8.61 41.90 32.36 4.80 33.67 100 316 AVERAGE	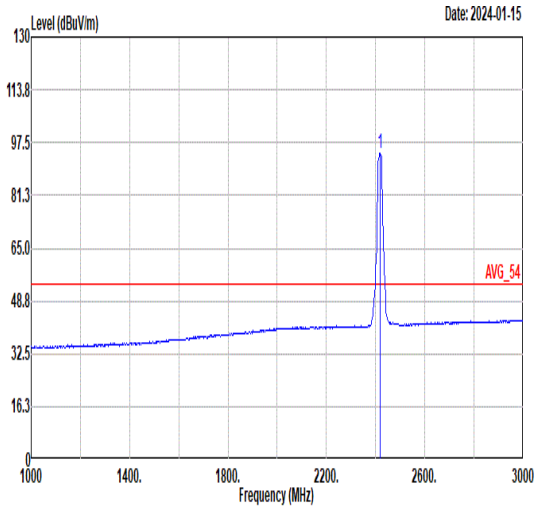 Limit Read Ant Cable Preamp APos TPos Freq Level Line Margin Level Factor Loss Factor Remark MHz dBuV/m dBuV/m dB dBuV dB/m dB dB cm deg 1 2417.00 94.26 ------ ------ 90.71 32.37 4.83 33.65 100 316 AVERAGE

Mode	13	
	Band Edge	
	2400-2483.5_802.11g_CH02_2417MHz	
ANT	22	
Pol.	Vertical	Fundamental
Peak	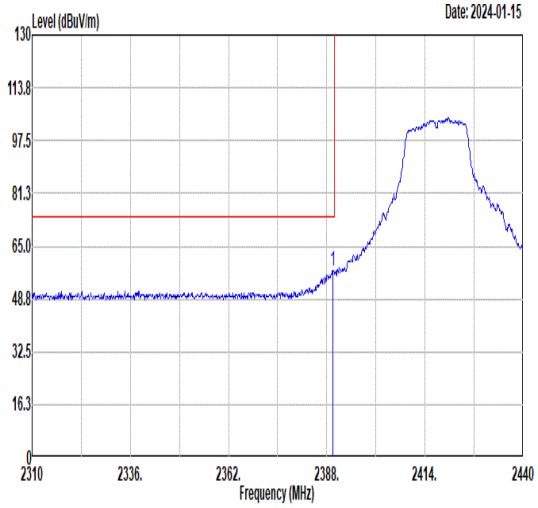 Freq Level Limit Line Margin Read Level Ant Factor Cable Loss Preamp Factor APos TPos Remark MHz dBuV/m dBuV/m dB dBuV dB/m dB dB cm deg 1 2389.56 57.52 74.00 -16.48 54.03 32.36 4.80 33.67 119 276 PEAK	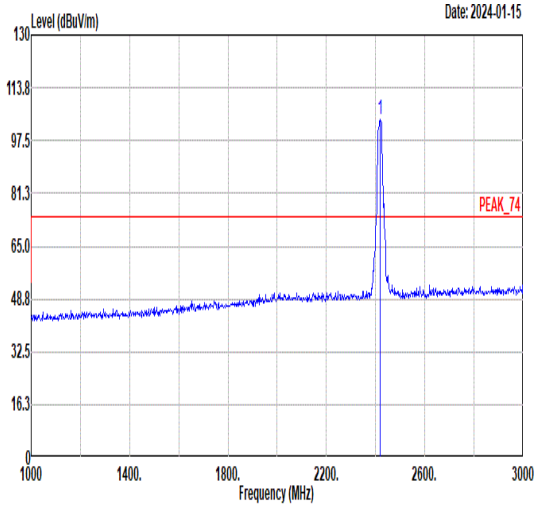 Freq Level Limit Line Margin Read Level Ant Factor Cable Loss Preamp Factor APos TPos Remark MHz dBuV/m dBuV/m dB dBuV dB/m dB dB cm deg 1 2417.00 103.99 ------ ------ 100.44 32.37 4.83 33.65 119 276 PEAK
Avg	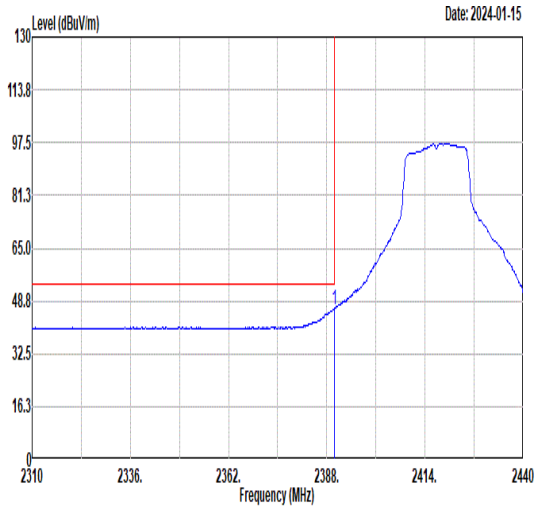 Freq Level Limit Line Margin Read Level Ant Factor Cable Loss Preamp Factor APos TPos Remark MHz dBuV/m dBuV/m dB dBuV dB/m dB dB cm deg 1 2389.95 46.27 54.00 -7.73 42.78 32.36 4.80 33.67 119 276 AVERAGE	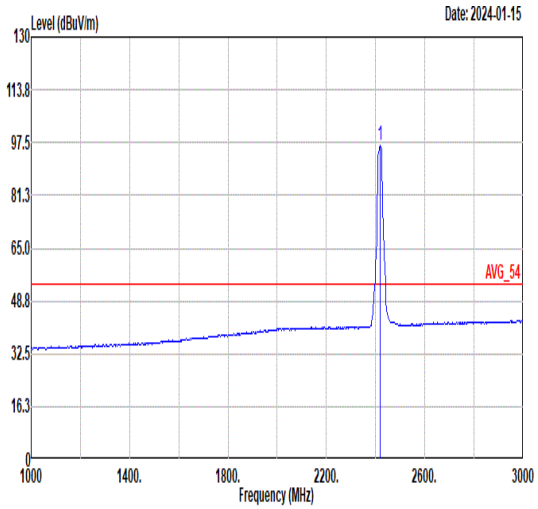 Freq Level Limit Line Margin Read Level Ant Factor Cable Loss Preamp Factor APos TPos Remark MHz dBuV/m dBuV/m dB dBuV dB/m dB dB cm deg 1 2417.00 96.45 ------ ------ 92.90 32.37 4.83 33.65 119 276 AVERAGE

Mode	14	
	Band Edge	
	2400-2483.5_802.11g_CH10_2457MHz	
ANT	22	
Pol.	Horizontal	Fundamental
Peak	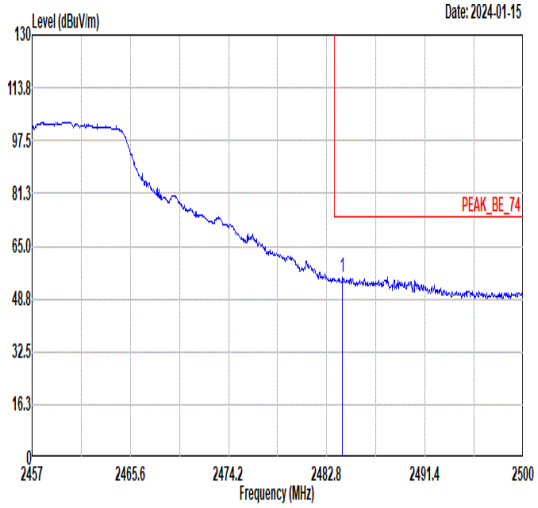 Freq Level Limit Line Margin Read Level Ant Factor Cable Loss Preamp Factor APos TPos Remark MHz dBuV/m dBuV/m dB dBuV dB/m dB dB cm deg 1 2484.18 55.53 74.00 -18.47 51.82 32.40 4.92 33.61 400 313 PEAK	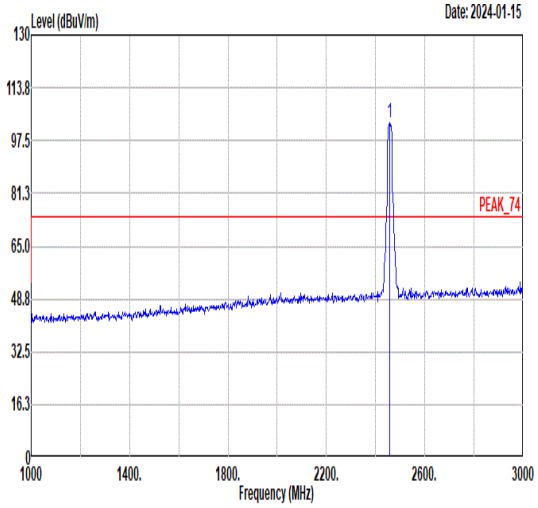 Freq Level Limit Line Margin Read Level Ant Factor Cable Loss Preamp Factor APos TPos Remark MHz dBuV/m dBuV/m dB dBuV dB/m dB dB cm deg 1 2457.00 102.93 ------ ------ 99.30 32.38 4.88 33.63 400 313 PEAK
Avg	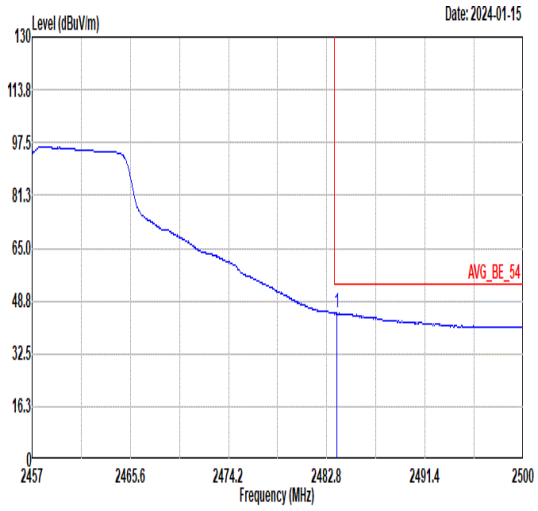 Freq Level Limit Line Margin Read Level Ant Factor Cable Loss Preamp Factor APos TPos Remark MHz dBuV/m dBuV/m dB dBuV dB/m dB dB cm deg 1 2483.66 45.04 54.00 -8.96 41.34 32.39 4.92 33.61 400 313 AVERAGE	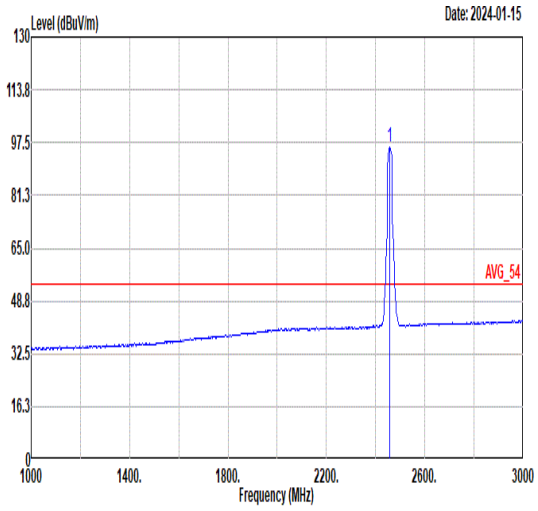 Freq Level Limit Line Margin Read Level Ant Factor Cable Loss Preamp Factor APos TPos Remark MHz dBuV/m dBuV/m dB dBuV dB/m dB dB cm deg 1 2457.00 96.21 ------ ------ 92.58 32.38 4.88 33.63 400 313 AVERAGE

Mode	14	
	Band Edge	
	2400-2483.5_802.11g_CH10_2457MHz	
ANT	22	
Pol.	Vertical	Fundamental
Peak	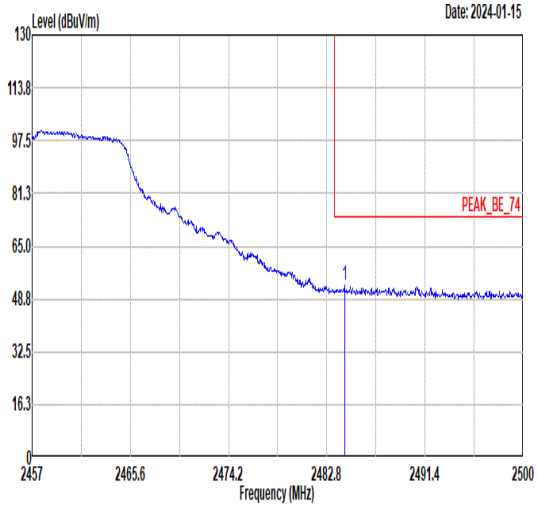 Freq Level Limit Line Margin Read Level Ant Factor Cable Loss Preamp Factor APos TPos Remark MHz dBuV/m dBuV/m dB dBuV dB/m dB dB cm deg 1 2484.35 52.88 74.00 -21.12 49.17 32.40 4.92 33.61 100 358 PEAK	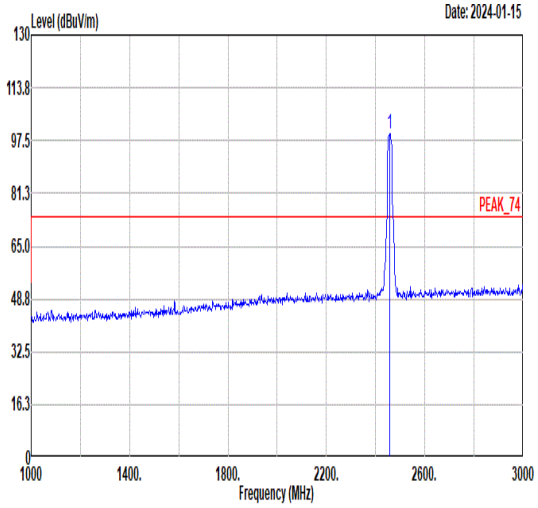 Freq Level Limit Line Margin Read Level Ant Factor Cable Loss Preamp Factor APos TPos Remark MHz dBuV/m dBuV/m dB dBuV dB/m dB dB cm deg 1 2457.00 99.76 ------ ------ 96.13 32.38 4.88 33.63 100 358 PEAK
Avg	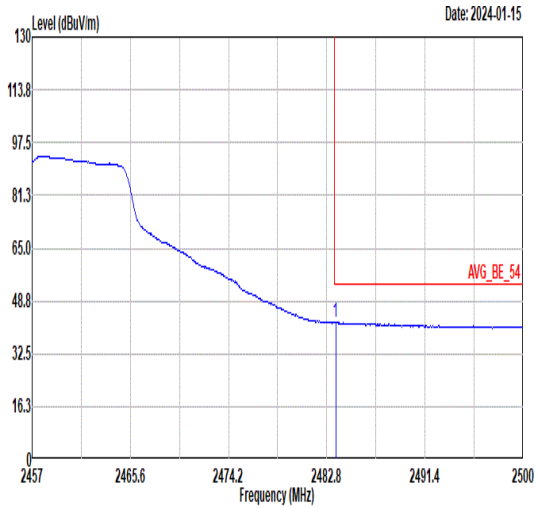 Freq Level Limit Line Margin Read Level Ant Factor Cable Loss Preamp Factor APos TPos Remark MHz dBuV/m dBuV/m dB dBuV dB/m dB dB cm deg 1 2483.57 41.98 54.00 -12.02 38.28 32.39 4.92 33.61 100 358 AVERAGE	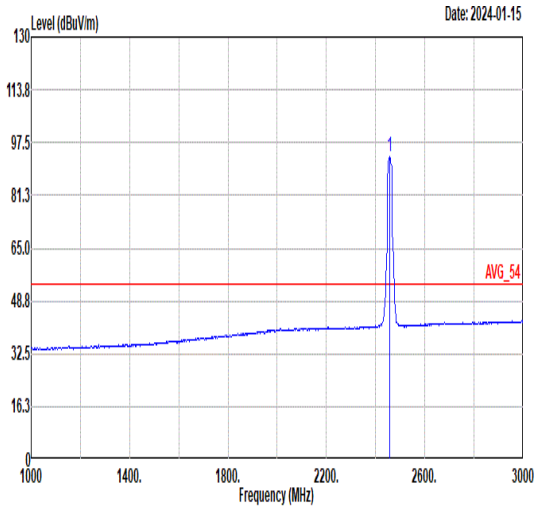 Freq Level Limit Line Margin Read Level Ant Factor Cable Loss Preamp Factor APos TPos Remark MHz dBuV/m dBuV/m dB dBuV dB/m dB dB cm deg 1 2457.00 93.30 ------ ------ 89.67 32.38 4.88 33.63 100 358 AVERAGE

Mode	15	
	Band Edge - L	
	2400-2483.5_802.11n HT40_CH04_2427MHz	
ANT	22	
Pol.	Horizontal	Fundamental
Peak	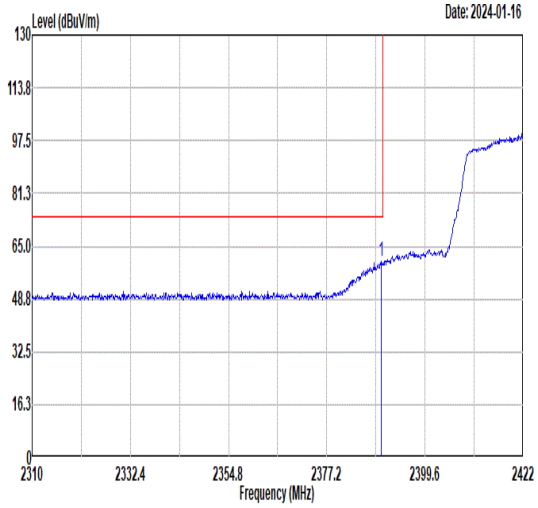 Limit Read Ant Cable Preamp APos TPos Freq Level Line Margin Level Factor Loss Factor Remark MHz dBuV/m dBuV/m dB dBuV dB/m dB dB cm deg 1 2389.63 60.22 74.00 -13.78 56.73 32.36 4.80 33.67 335 314 PEAK	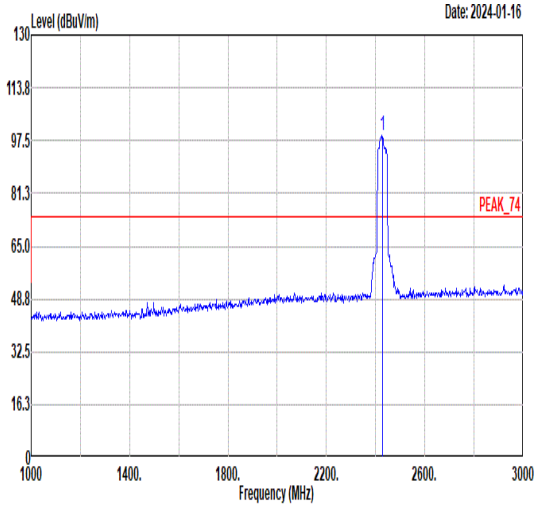 Limit Read Ant Cable Preamp APos TPos Freq Level Line Margin Level Factor Loss Factor Remark MHz dBuV/m dBuV/m dB dBuV dB/m dB dB cm deg 1 2427.00 98.94 ------ ------ 95.38 32.37 4.84 33.65 335 314 PEAK
Avg	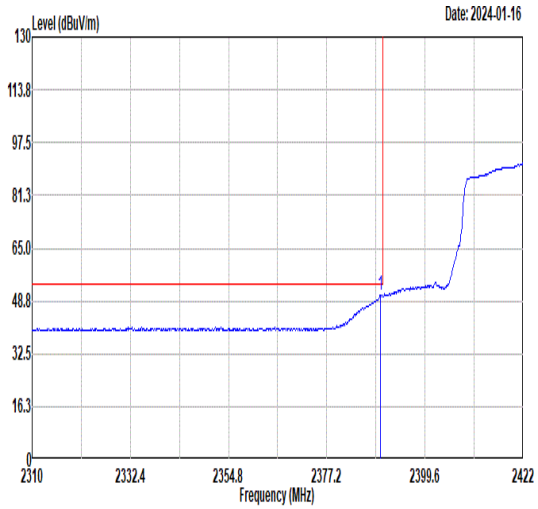 Limit Read Ant Cable Preamp APos TPos Freq Level Line Margin Level Factor Loss Factor Remark MHz dBuV/m dBuV/m dB dBuV dB/m dB dB cm deg 1 2389.52 50.77 54.00 -3.23 47.28 32.36 4.80 33.67 335 314 AVERAGE	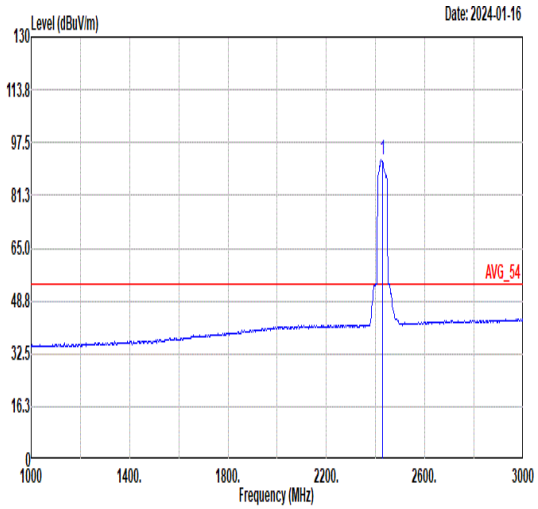 Limit Read Ant Cable Preamp APos TPos Freq Level Line Margin Level Factor Loss Factor Remark MHz dBuV/m dBuV/m dB dBuV dB/m dB dB cm deg 1 2427.00 92.02 ------ ------ 88.47 32.37 4.83 33.65 335 314 AVERAGE

Mode	15	
	Band Edge - R	
	2400-2483.5_802.11n HT40_CH04_2427MHz	
ANT	22	
Pol.	Horizontal	Fundamental
Peak	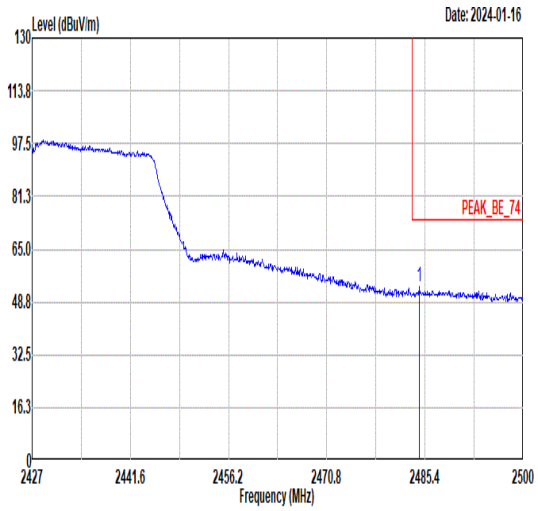 Freq Level Limit Line Margin Read Level Ant Factor Cable Loss Preamp Factor APos TPos Remark MHz dBuV/m dBuV/m dB dBuV dB/m dB dB cm deg 1 2484.60 53.36 74.00 -20.64 49.65 32.40 4.92 33.61 335 314 PEAK	Blank
Avg	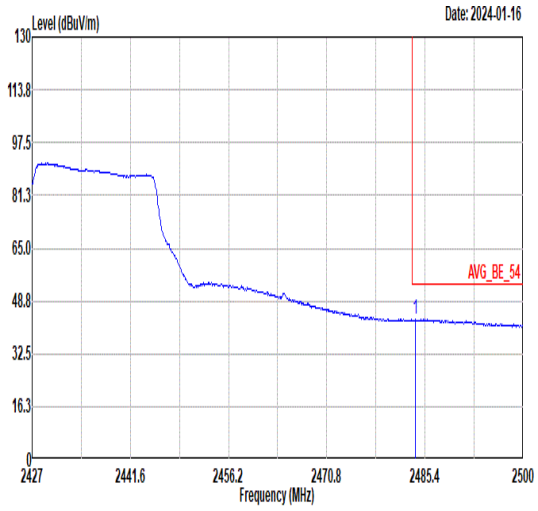 Freq Level Limit Line Margin Read Level Ant Factor Cable Loss Preamp Factor APos TPos Remark MHz dBuV/m dBuV/m dB dBuV dB/m dB dB cm deg 1 2484.01 43.01 54.00 -10.99 39.30 32.40 4.92 33.61 335 314 AVERAGE	Blank

Mode	15	
	Band Edge - L	
	2400-2483.5_802.11n HT40_CH04_2427MHz	
ANT	22	
Pol.	Vertical	Fundamental
Peak	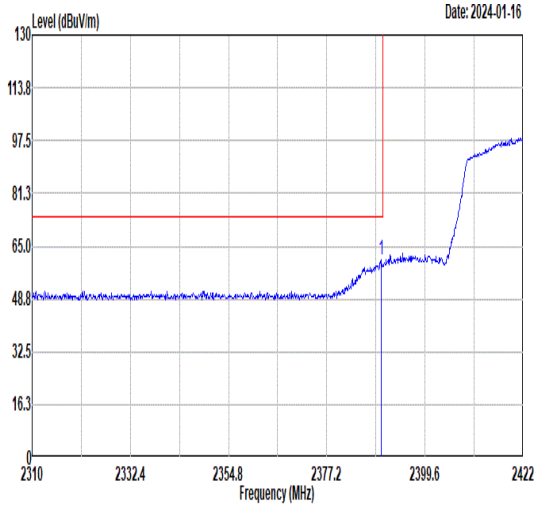 Freq Level Limit Line Margin Read Level Ant Factor Cable Loss Preamp Factor APos TPos Remark MHz dBuV/m dBuV/m dB dBuV dB/m dB dB cm deg 1 2389.63 60.66 74.00 -13.34 57.17 32.36 4.80 33.67 292 262 PEAK	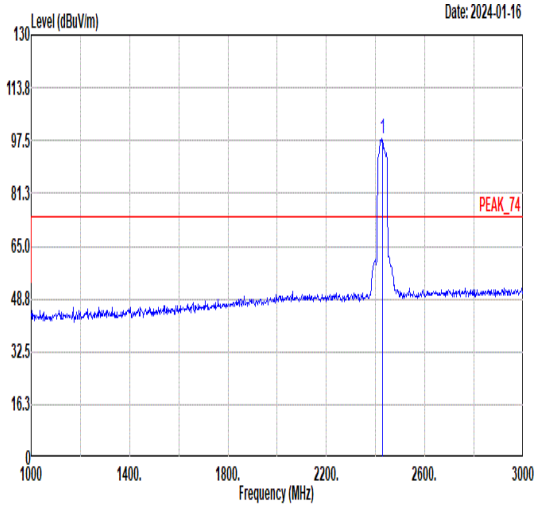 Freq Level Limit Line Margin Read Level Ant Factor Cable Loss Preamp Factor APos TPos Remark MHz dBuV/m dBuV/m dB dBuV dB/m dB dB cm deg 1 2427.00 97.96 ------ ------ 94.40 32.37 4.84 33.65 292 262 PEAK
Avg	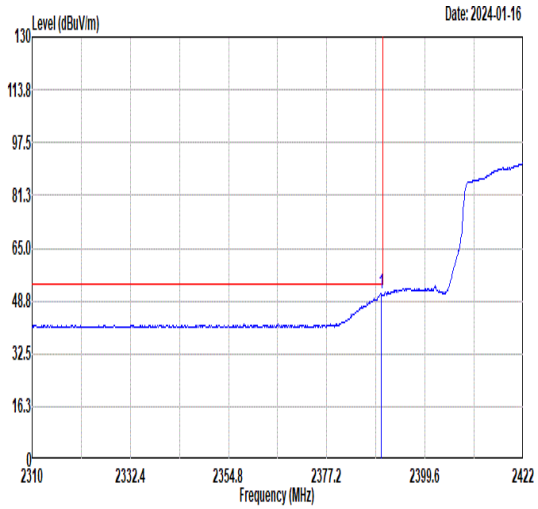 Freq Level Limit Line Margin Read Level Ant Factor Cable Loss Preamp Factor APos TPos Remark MHz dBuV/m dBuV/m dB dBuV dB/m dB dB cm deg 1 2389.63 50.97 54.00 -3.03 47.48 32.36 4.80 33.67 292 262 AVERAGE	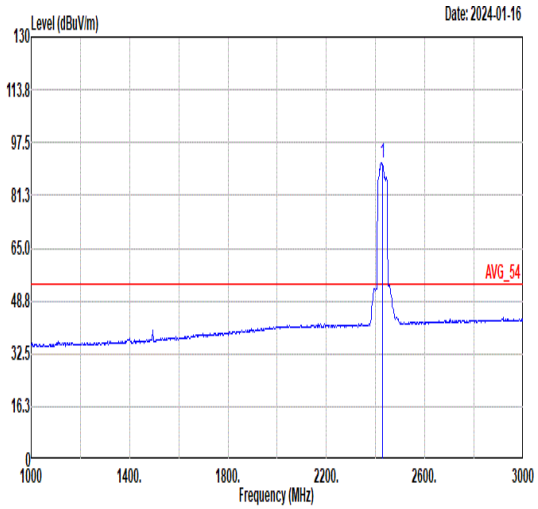 Freq Level Limit Line Margin Read Level Ant Factor Cable Loss Preamp Factor APos TPos Remark MHz dBuV/m dBuV/m dB dBuV dB/m dB dB cm deg 1 2427.00 91.38 ------ ------ 87.82 32.37 4.84 33.65 292 262 AVERAGE

Mode	15	
	Band Edge - R	
	2400-2483.5_802.11n HT40_CH04_2427MHz	
ANT	22	
Pol.	Vertical	Fundamental
Peak	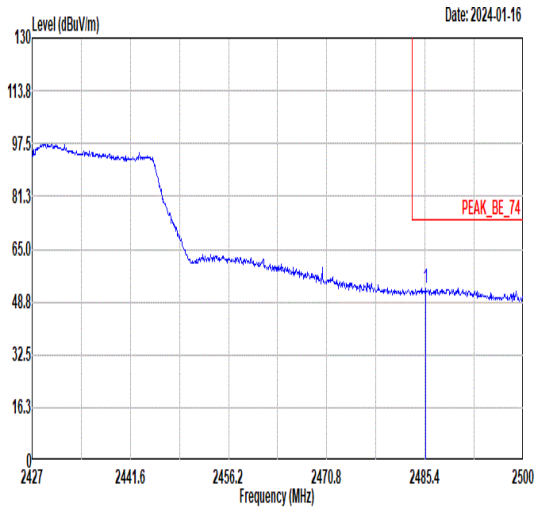 Freq Level Limit Line Margin Read Level Ant Factor Cable Loss Preamp Factor APos TPos Remark MHz dBuV/m dBuV/m dB dBuV dB/m dB dB cm deg 1 2485.47 53.07 74.00 -20.93 49.36 32.40 4.92 33.61 292 262 PEAK	Blank
Avg	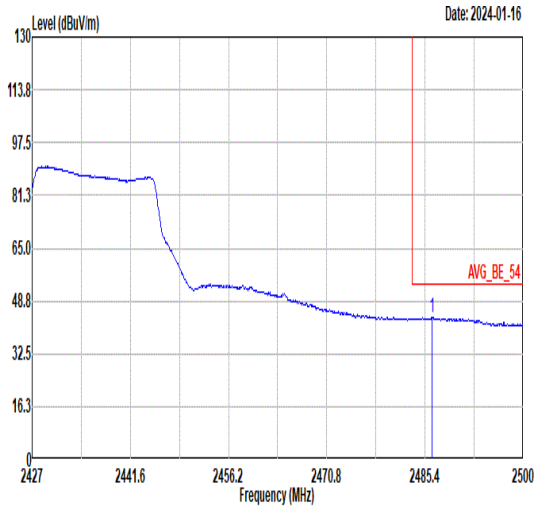 Freq Level Limit Line Margin Read Level Ant Factor Cable Loss Preamp Factor APos TPos Remark MHz dBuV/m dBuV/m dB dBuV dB/m dB dB cm deg 1 2486.42 43.62 54.00 -10.38 39.91 32.40 4.92 33.61 292 262 AVERAGE	Blank

Mode	16	
	Band Edge - L	
	2400-2483.5_802.11n HT40_CH08_2447MHz	
ANT	22	
Pol.	Horizontal	Fundamental
Peak	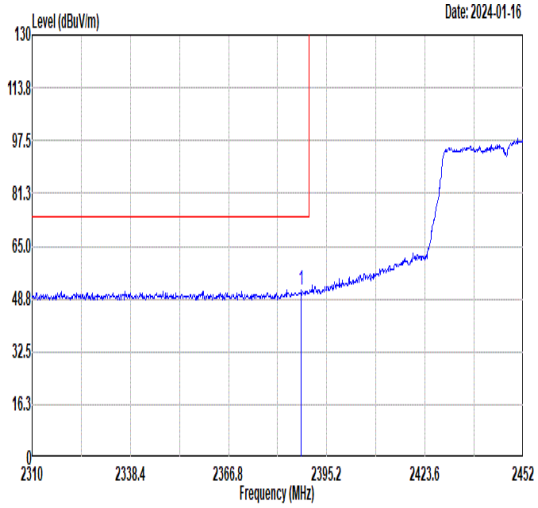 Freq Level Limit Line Margin Read Level Ant Factor Cable Loss Preamp Factor APos TPos Remark MHz dBuV/m dBuV/m dB dBuV dB/m dB dB cm deg 1 2387.82 51.65 74.00 -22.35 48.17 32.36 4.79 33.67 335 314 PEAK	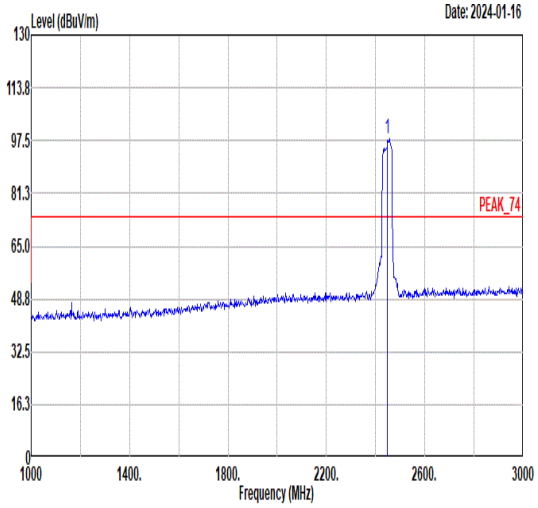 Freq Level Limit Line Margin Read Level Ant Factor Cable Loss Preamp Factor APos TPos Remark MHz dBuV/m dBuV/m dB dBuV dB/m dB dB cm deg 1 2447.00 98.19 ------ ------ 94.56 32.38 4.88 33.63 335 314 PEAK
Avg	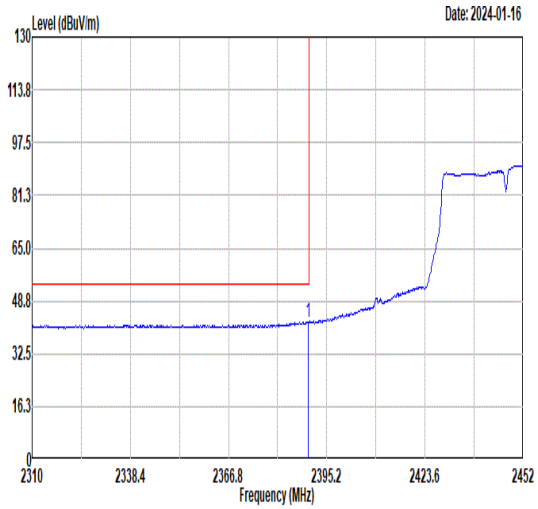 Freq Level Limit Line Margin Read Level Ant Factor Cable Loss Preamp Factor APos TPos Remark MHz dBuV/m dBuV/m dB dBuV dB/m dB dB cm deg 1 2389.95 42.41 54.00 -11.59 38.92 32.36 4.80 33.67 335 314 AVERAGE	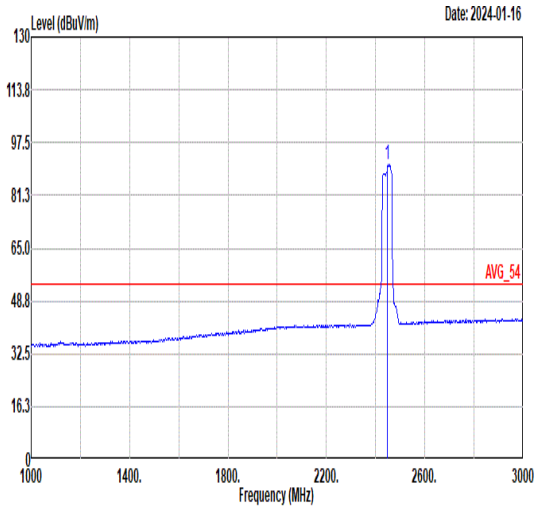 Freq Level Limit Line Margin Read Level Ant Factor Cable Loss Preamp Factor APos TPos Remark MHz dBuV/m dBuV/m dB dBuV dB/m dB dB cm deg 1 2447.00 90.57 ------ ------ 86.94 32.38 4.88 33.63 335 314 AVERAGE

Mode	16	
	Band Edge - R	
	2400-2483.5_802.11n HT40_CH08_2447MHz	
ANT	22	
Pol.	Horizontal	Fundamental
Peak	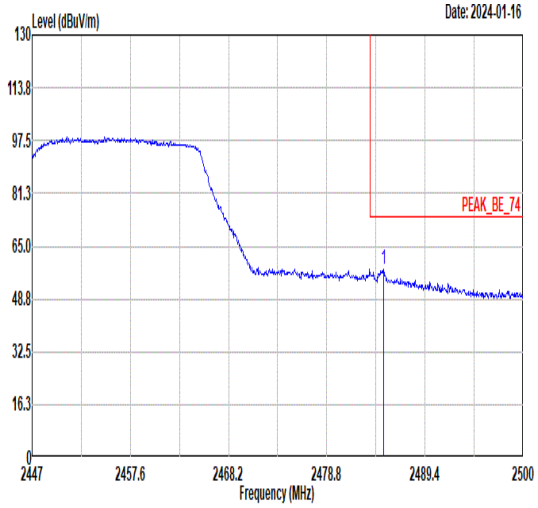 Freq Level Limit Line Margin Read Level Ant Factor Cable Loss Preamp Factor APos TPos Remark MHz dBuV/m dBuV/m dB dBuV dB/m dB dB cm deg 1 2484.90 57.98 74.00 -16.02 54.27 32.40 4.92 33.61 335 314 PEAK	Blank
Avg	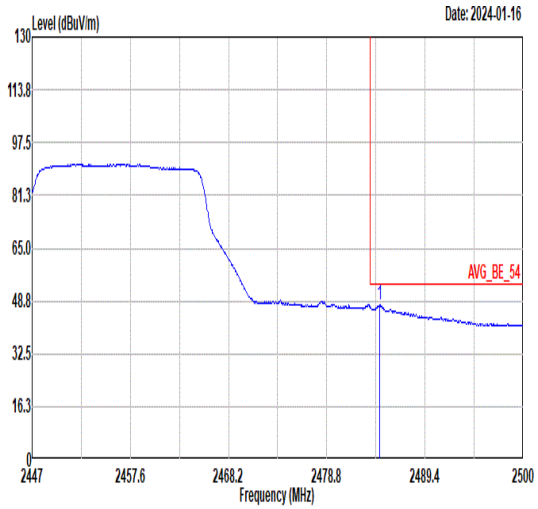 Freq Level Limit Line Margin Read Level Ant Factor Cable Loss Preamp Factor APos TPos Remark MHz dBuV/m dBuV/m dB dBuV dB/m dB dB cm deg 1 2484.52 47.38 54.00 -6.62 43.67 32.40 4.92 33.61 335 314 AVERAGE	Blank

Mode	16	
	Band Edge - L	
	2400-2483.5_802.11n HT40_CH08_2447MHz	
ANT	22	
Pol.	Vertical	Fundamental
Peak	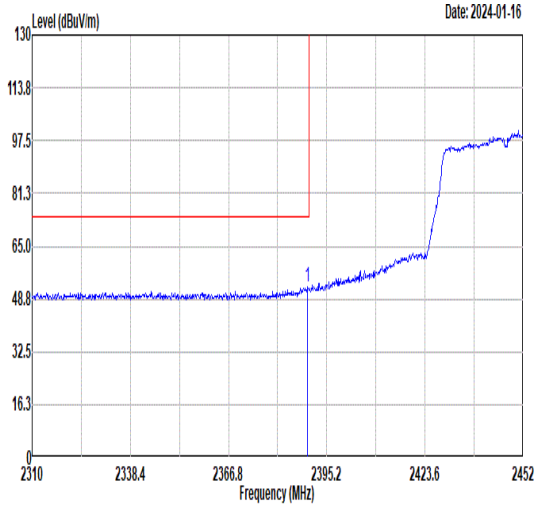 Freq Level Limit Line Margin Read Level Ant Factor Cable Loss Preamp Factor APos TPos Remark MHz dBuV/m dBuV/m dB dBuV dB/m dB dB cm deg 1 2389.52 52.73 74.00 -21.27 49.24 32.36 4.80 33.67 108 246 PEAK	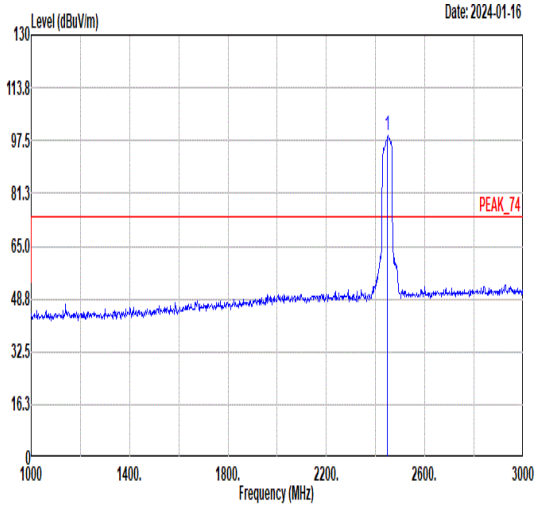 Freq Level Limit Line Margin Read Level Ant Factor Cable Loss Preamp Factor APos TPos Remark MHz dBuV/m dBuV/m dB dBuV dB/m dB dB cm deg 1 2447.00 98.96 ------ ------ 95.34 32.38 4.87 33.63 108 246 PEAK
Avg	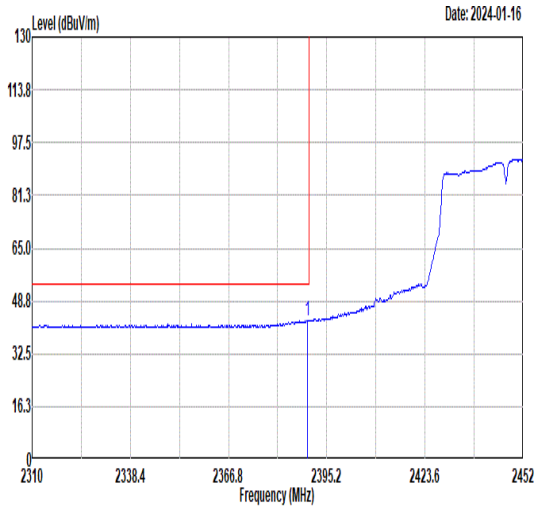 Freq Level Limit Line Margin Read Level Ant Factor Cable Loss Preamp Factor APos TPos Remark MHz dBuV/m dBuV/m dB dBuV dB/m dB dB cm deg 1 2389.66 42.91 54.00 -11.09 39.42 32.36 4.80 33.67 108 246 AVERAGE	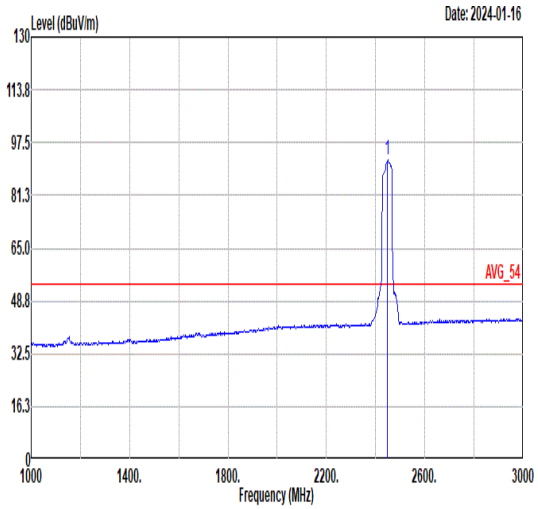 Freq Level Limit Line Margin Read Level Ant Factor Cable Loss Preamp Factor APos TPos Remark MHz dBuV/m dBuV/m dB dBuV dB/m dB dB cm deg 1 2447.00 92.10 ------ ------ 88.48 32.38 4.87 33.63 108 246 AVERAGE

Mode	16	
	Band Edge - R	
	2400-2483.5_802.11n HT40_CH08_2447MHz	
ANT	22	
Pol.	Vertical	Fundamental
Peak	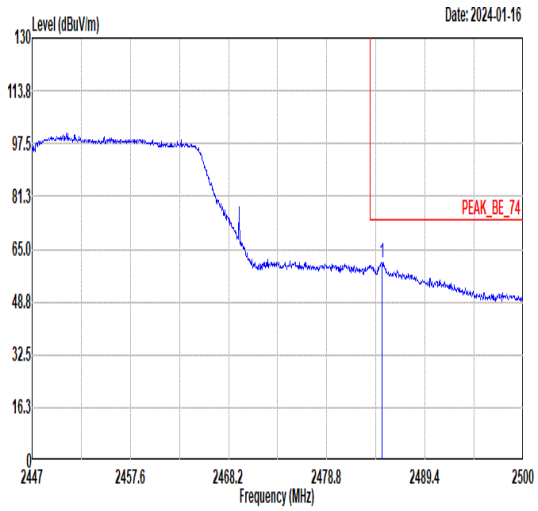 Freq Level Limit Line Margin Read Level Ant Factor Cable Loss Preamp Factor APos TPos Remark MHz dBuV/m dBuV/m dB dBuV dB/m dB dB cm deg 1 2484.74 60.90 74.00 -13.10 57.19 32.40 4.92 33.61 108 246 PEAK	Blank
Avg	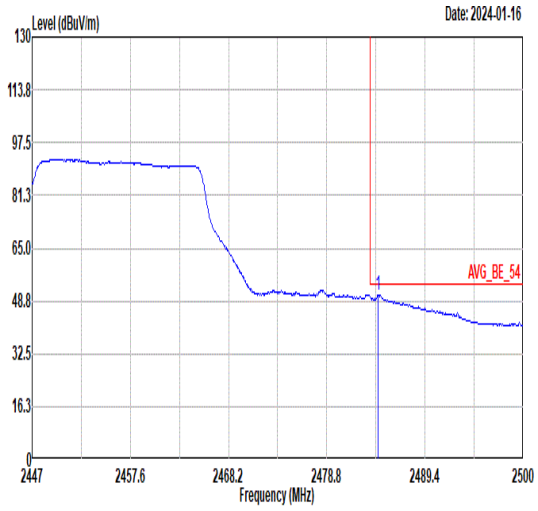 Freq Level Limit Line Margin Read Level Ant Factor Cable Loss Preamp Factor APos TPos Remark MHz dBuV/m dBuV/m dB dBuV dB/m dB dB cm deg 1 2484.37 50.56 54.00 -3.44 46.85 32.40 4.92 33.61 108 246 AVERAGE	Blank

<Co-location>
11n HT40_Ch09+LTE_B13
11n HT40_Ch09 (Band Edge @ 3m)

	2.4GHz 2400~2483.5MHz Band Edge @ 3m	
	11n HT40_Ch09 +LTE_B13	
	Horizontal	Fundamental
Peak	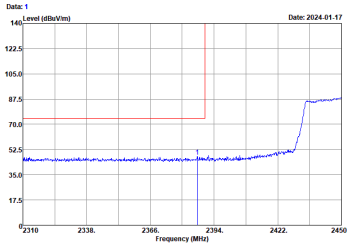 Freq Level Over Limit Limit Line ReadAntenna Level Factor Cable Loss Preamp Factor A/Pos T/Pos Remark MHz dBuV/m dB dBuV/m dBuV dB/m dB dB cm deg 1 2386.72 47.55 -26.45 74.00 46.98 30.60 4.81 34.84 270 239 Peak	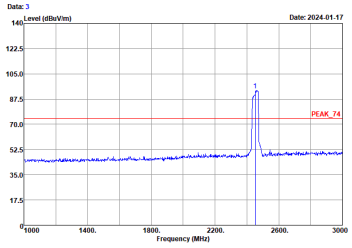 Freq Level Over Limit Limit Line ReadAntenna Level Factor Cable Loss Preamp Factor A/Pos T/Pos Remark MHz dBuV/m dB dBuV/m dBuV dB/m dB dB cm deg 1 * 2452.00 93.43 19.43 74.00 92.69 30.70 4.86 34.82 270 239 Peak
Avg.	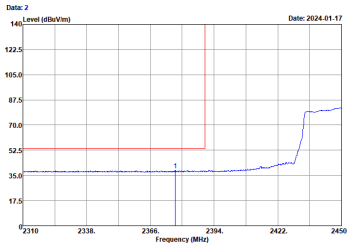 Freq Level Over Limit Limit Line ReadAntenna Level Factor Cable Loss Preamp Factor A/Pos T/Pos Remark MHz dBuV/m dB dBuV/m dBuV dB/m dB dB cm deg 1 2376.92 38.42 -15.58 54.00 37.87 30.63 4.77 34.85 270 239 Average	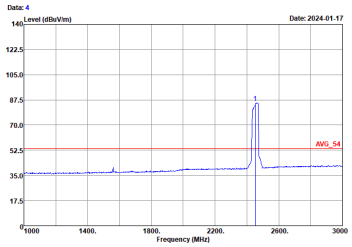 Freq Level Over Limit Limit Line ReadAntenna Level Factor Cable Loss Preamp Factor A/Pos T/Pos Remark MHz dBuV/m dB dBuV/m dBuV dB/m dB dB cm deg 1 * 2452.00 85.42 31.42 54.00 84.68 30.70 4.86 34.82 270 239 Average

	2.4GHz 2400~2483.5MHz Band Edge @ 3m	
	11n HT40_Ch09 +LTE_B13	
	Horizontal	Fundamental
Peak	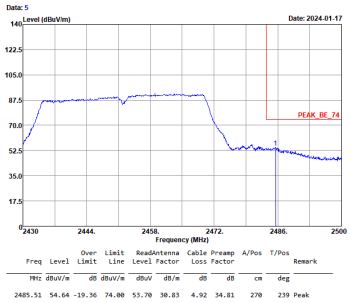	Blank
Avg.	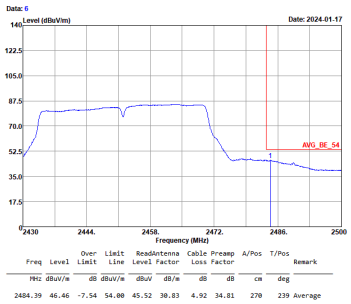	Blank

	2.4GHz 2400~2483.5MHz Band Edge @ 3m	
	11n HT40_Ch09 +LTE_B13	
	Vertical	Fundamental
Peak	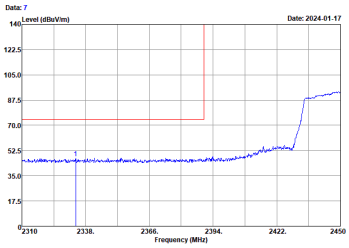 Freq Level Over Limit Limit Line ReadAntenna Level Factor Cable Loss Preamp Factor A/Pos T/Pos Remark MHz dBuV/m dB dBuV/m dBuV dB/m dB dB cm deg 1 2333.66 47.32 -26.68 74.00 46.72 30.73 4.73 34.86 100 217 Peak	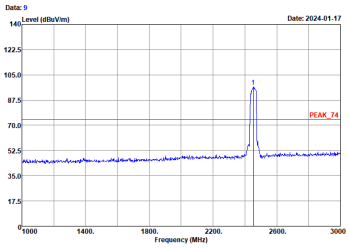 Freq Level Over Limit Limit Line ReadAntenna Level Factor Cable Loss Preamp Factor A/Pos T/Pos Remark MHz dBuV/m dB dBuV/m dBuV dB/m dB dB cm deg 1 * 2452.00 96.59 22.59 74.00 95.85 30.70 4.86 34.82 100 217 Peak
Avg.	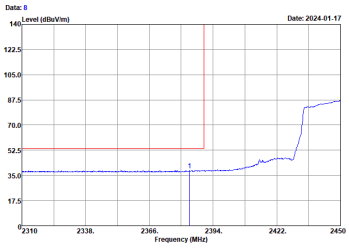 Freq Level Over Limit Limit Line ReadAntenna Level Factor Cable Loss Preamp Factor A/Pos T/Pos Remark MHz dBuV/m dB dBuV/m dBuV dB/m dB dB cm deg 1 2383.64 38.51 -15.49 54.00 37.96 30.63 4.77 34.85 100 217 Average	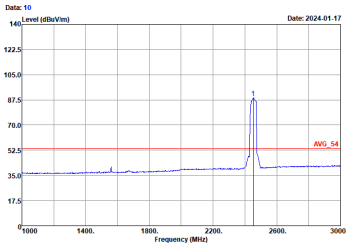 Freq Level Over Limit Limit Line ReadAntenna Level Factor Cable Loss Preamp Factor A/Pos T/Pos Remark MHz dBuV/m dB dBuV/m dBuV dB/m dB dB cm deg 1 * 2452.00 88.86 34.86 54.00 88.12 30.70 4.86 34.82 100 217 Average

	2.4GHz 2400~2483.5MHz Band Edge @ 3m	
	11n HT40_Ch09 +LTE_B13	
	Vertical	Fundamental
Peak	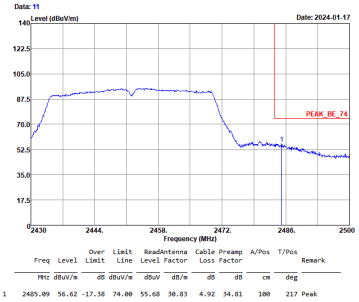	Blank
Avg.	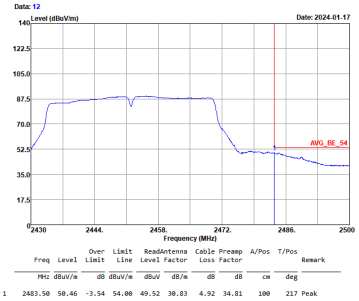	Blank

11n HT40_Ch09 + LTE_B13

	2.4GHz 2400~2483.5MHz Harmonic @ 3m	
	11n HT40_Ch09 +LTE_B13	
	Horizontal	Vertical
Peak Avg.	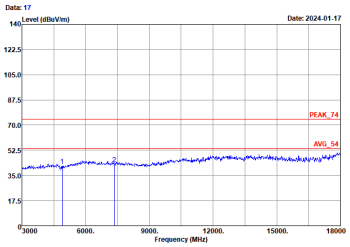 Over Limit Limit ReadAntenna Cable Preamp A/Pos T/Pos Freq Level Limit Line Level Factor Loss Factor Remark MHz dBuV/m dB dBuV/m dBuV dB/m dB dB cm deg 1 4904.00 41.68 -32.32 74.00 57.06 34.38 7.78 57.54 --- --- Peak 2 7356.00 43.86 -30.94 74.00 57.49 35.43 9.08 58.94 --- --- Peak	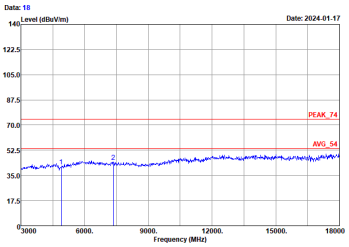 Over Limit Limit ReadAntenna Cable Preamp A/Pos T/Pos Freq Level Limit Line Level Factor Loss Factor Remark MHz dBuV/m dB dBuV/m dBuV dB/m dB dB cm deg 1 4904.00 41.36 -32.64 74.00 56.74 34.38 7.78 57.54 --- --- Peak 2 7356.00 44.35 -29.65 74.00 58.78 35.43 9.08 58.94 --- --- Peak

Appendix D. Duty Cycle Plots

Band	Duty Cycle(%)	T(ms)	1/T(kHz)	VBW Setting
802.11b	100	-	-	10Hz
802.11g	98.25	-	-	10Hz
802.11n HT20	98.13	-	-	10Hz
802.11n HT40	94.88	0.927	1.079	3KHz

802.11b

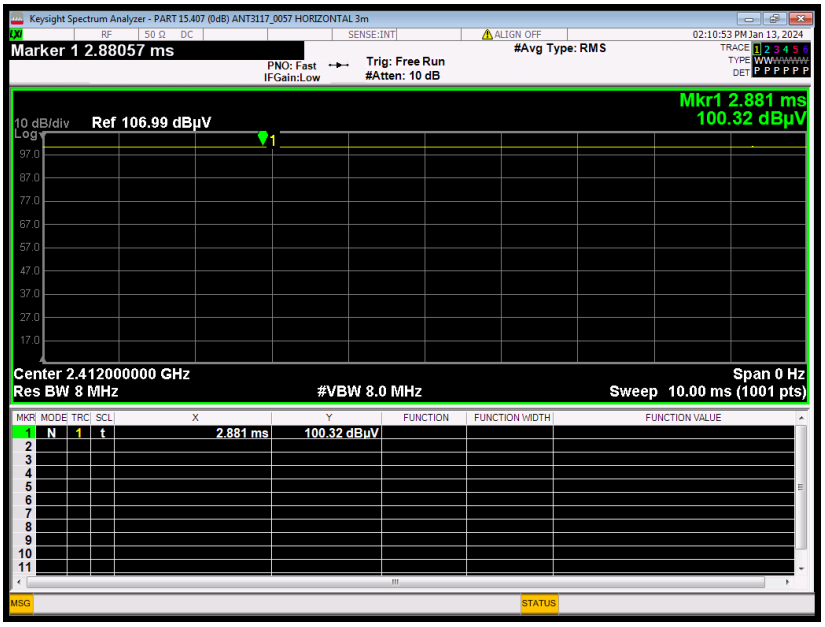

802.11g

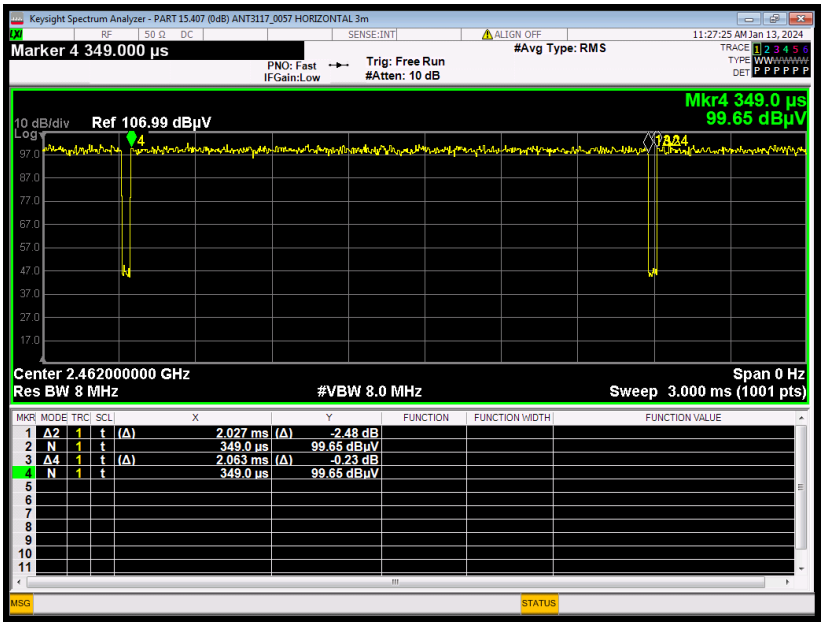

802.11n HT20

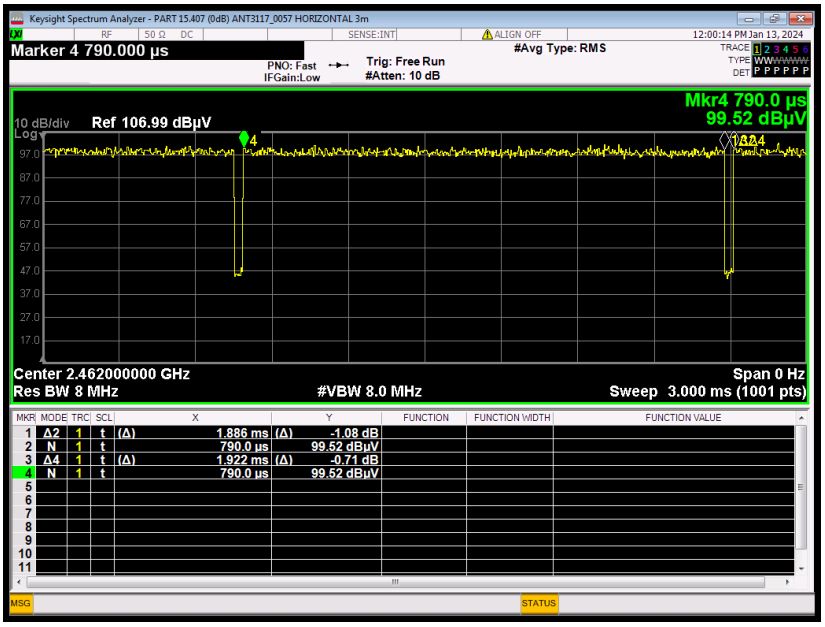

802.11n HT40

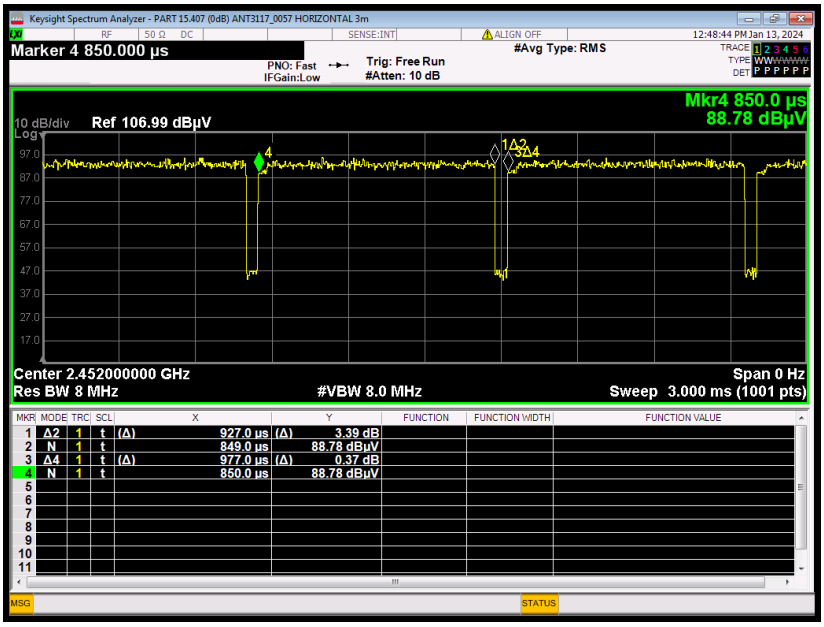
Keysight Spectrum Analyzer - PART 15.407 (0dB) ANT3117_0057 HORIZONTAL 3m
12:48:44 PM Jan 13, 2024
Marker 4 850.000 µs
#Avg Type: RMS
PNO: Fast
IFGain:Low
Trig: Free Run
#Atten: 10 dB
Mkr4 850.0 µs
88.78 dBµV
10 dB/div Ref 106.99 dBµV
Center 2.452000000 GHz
Span 0 Hz
Res BW 8 MHz
#VBW 8.0 MHz
Sweep 3.000 ms (1001 pts)
1 Δ2 1 t (Δ) 927.0 µs (Δ) 3.39 dB
2 N 1 t 849.0 µs 88.78 dBµV
3 Δ4 1 t (Δ) 977.0 µs (Δ) 0.37 dB
4 N 1 t 850.0 µs 88.78 dBµV