Mode	1	
	Harmonic	
	U-NII-1_5.15-5.25_802.11a_CH36_5180MHz	
ANT	24+22	
Pol.	Horizontal	Vertical
Peak Avg	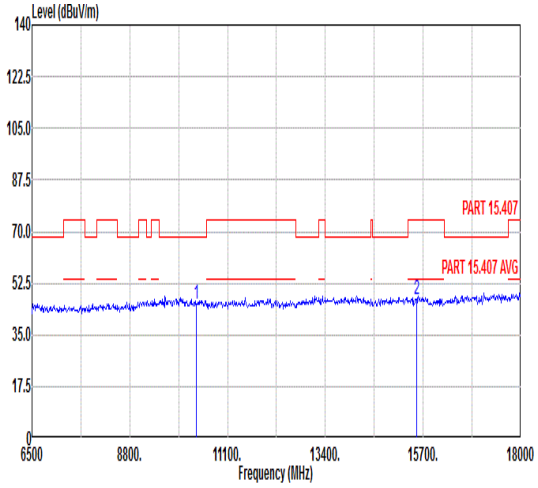 Freq Level Limit Line Margin Read Level Ant Factor Cable Loss Preamp Factor APos TPos Remark MHz dBuV/m dBuV/m dB dBuV dB/m dB dB cm deg 1 10360.00 45.49 68.30 -22.81 59.15 38.04 12.06 63.76 --- --- Peak 2 15540.00 47.01 74.00 -26.99 55.90 40.91 14.58 64.38 --- --- Peak	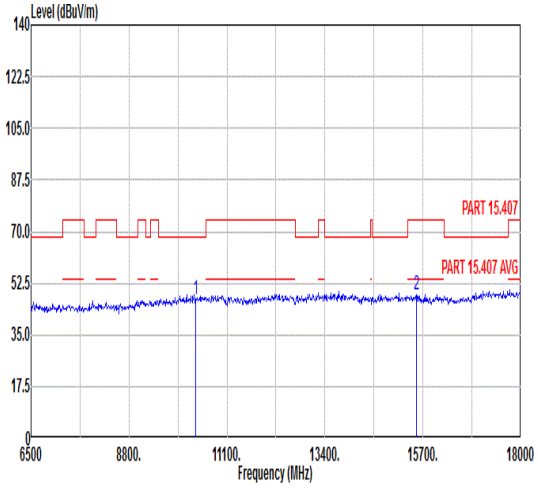 Freq Level Limit Line Margin Read Level Ant Factor Cable Loss Preamp Factor APos TPos Remark MHz dBuV/m dBuV/m dB dBuV dB/m dB dB cm deg 1 10360.00 46.99 68.30 -21.31 60.65 38.04 12.06 63.76 --- --- Peak 2 15540.00 48.53 74.00 -25.47 57.42 40.91 14.58 64.38 --- --- Peak

Mode	2	
	Harmonic	
	U-NII-1_5.15-5.25_802.11a_CH44_5220MHz	
ANT	24+22	
Pol.	Horizontal	Vertical
Peak Avg	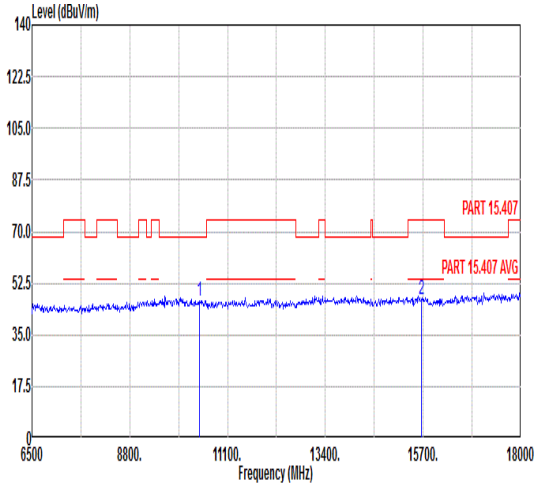 Freq Level Limit Line Margin Read Level Ant Factor Cable Loss Preamp Factor APos TPos Remark MHz dBuV/m dBuV/m dB dBuV dB/m dB dB cm deg 1 10440.00 46.24 68.30 -22.06 59.76 38.08 12.12 63.72 --- --- Peak 2 15660.00 46.91 74.00 -27.09 55.68 41.05 14.64 64.46 --- --- Peak	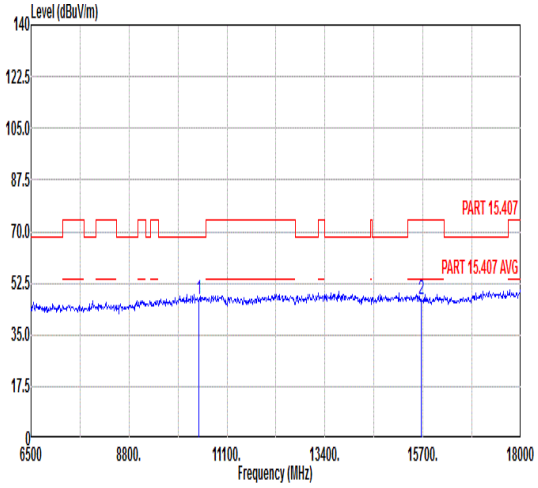 Freq Level Limit Line Margin Read Level Ant Factor Cable Loss Preamp Factor APos TPos Remark MHz dBuV/m dBuV/m dB dBuV dB/m dB dB cm deg 1 10440.00 47.05 68.30 -21.25 60.57 38.08 12.12 63.72 --- --- Peak 2 15660.00 46.97 74.00 -27.03 55.74 41.05 14.64 64.46 --- --- Peak

Mode	3	
	Band Edge - L	
	U-NII-1_5.15-5.25_802.11a_CH48_5240MHz	
ANT	24+22	
Pol.	Horizontal	Fundamental
Peak	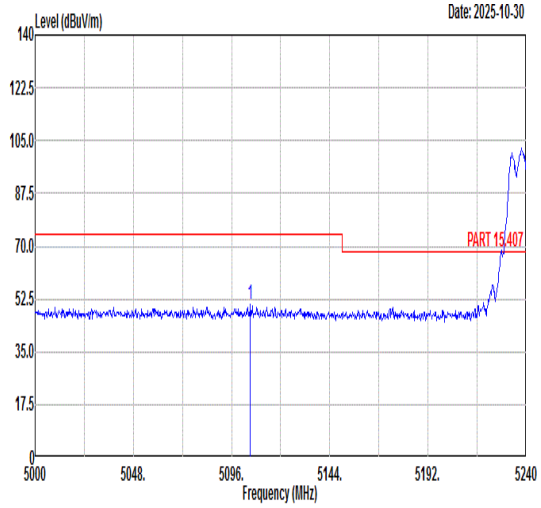 Freq Level Limit Line Margin (dB) Read Level Ant Factor Cable Loss Preamp Factor APos TPos Remark MHz dBuV/m dBuV/m dBuV dB/m dB dB cm deg 1 5105.12 50.84 74.00 -23.16 40.61 35.26 8.45 33.48 377 41 PEAK	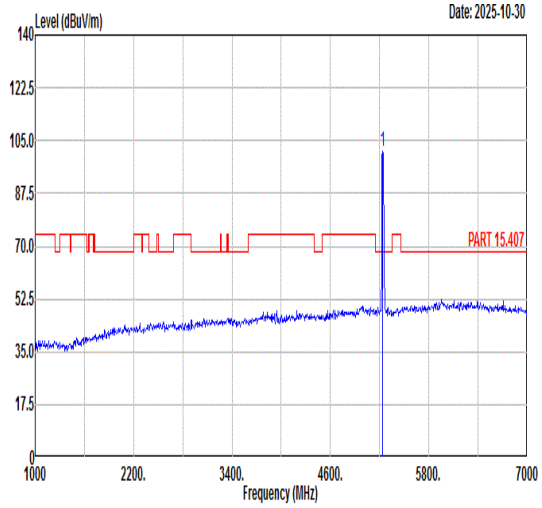 Freq Level Limit Line Margin (dB) Read Level Ant Factor Cable Loss Preamp Factor APos TPos Remark MHz dBuV/m dBuV/m dBuV dB/m dB dB cm deg 1 5240.00 101.33 ------ ------ 90.67 35.34 8.77 33.45 377 41 PEAK
Avg	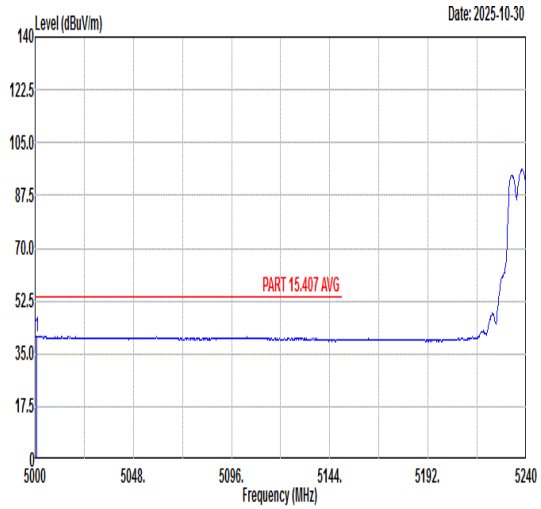 Freq Level Limit Line Margin (dB) Read Level Ant Factor Cable Loss Preamp Factor APos TPos Remark MHz dBuV/m dBuV/m dBuV dB/m dB dB cm deg 1 5000.96 40.74 54.00 -13.26 30.70 35.20 8.34 33.50 377 41 AVERAGE	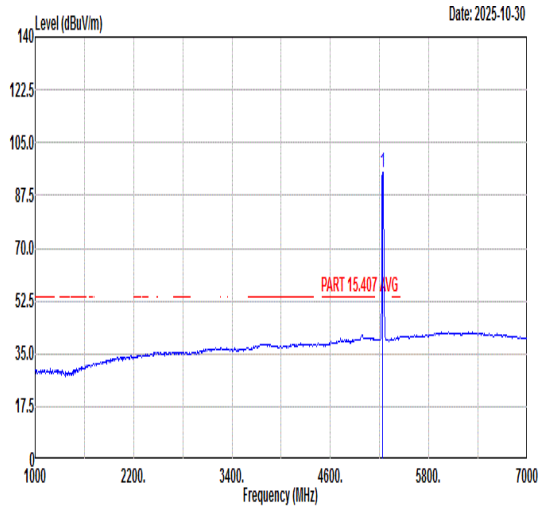 Freq Level Limit Line Margin (dB) Read Level Ant Factor Cable Loss Preamp Factor APos TPos Remark MHz dBuV/m dBuV/m dBuV dB/m dB dB cm deg 1 5240.00 95.34 ------ ------ 84.68 35.34 8.77 33.45 377 41 AVERAGE

Mode	3	
	Band Edge - R	
	U-NII-1_5.15-5.25_802.11a_CH48_5240MHz	
ANT	24+22	
Pol.	Horizontal	Fundamental
Peak	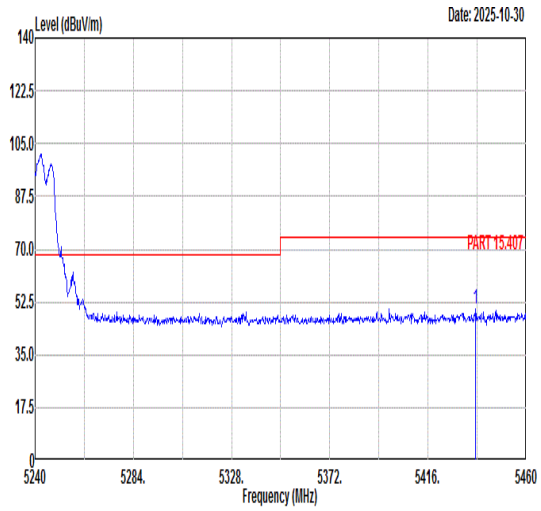 Freq Level Limit Line Margin (dB) Read Level Ant Factor Cable Loss Preamp Factor APos TPos Remark MHz dBuV/m dBuV/m dBuV dB/m dB dB cm deg 1 5437.34 50.23 74.00 -23.77 38.50 35.46 9.68 33.41 377 41 PEAK	Blank
Avg	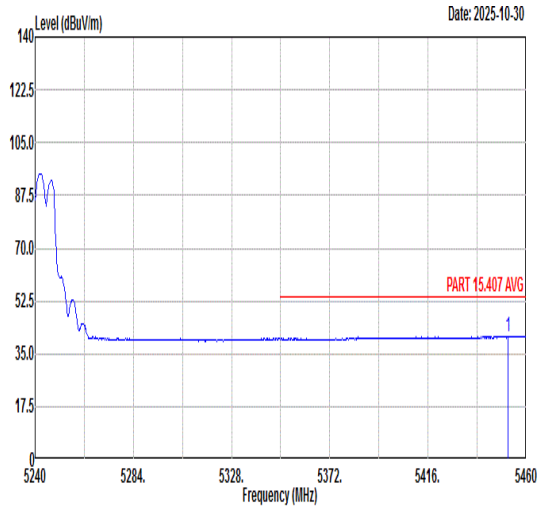 Freq Level Limit Line Margin (dB) Read Level Ant Factor Cable Loss Preamp Factor APos TPos Remark MHz dBuV/m dBuV/m dBuV dB/m dB dB cm deg 1 5451.86 40.88 54.00 -13.12 29.14 35.47 9.68 33.41 377 41 AVERAGE	Blank

Mode	3	
	Band Edge - L	
	U-NII-1_5.15-5.25_802.11a_CH48_5240MHz	
ANT	24+22	
Pol.	Vertical	Fundamental
Peak	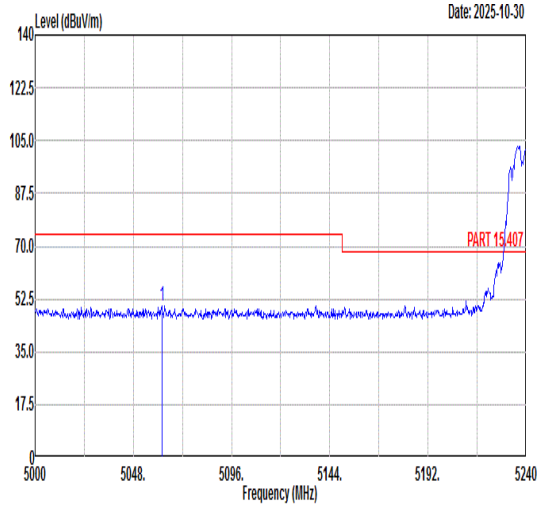 Freq Level Limit Line Margin (dB) Read Level Ant Factor Cable Loss Preamp Factor APos TPos Remark MHz dBuV/m dBuV/m dBuV dB/m dB dB cm deg 1 5061.92 50.23 74.00 -23.77 40.11 35.24 8.37 33.49 206 277 PEAK	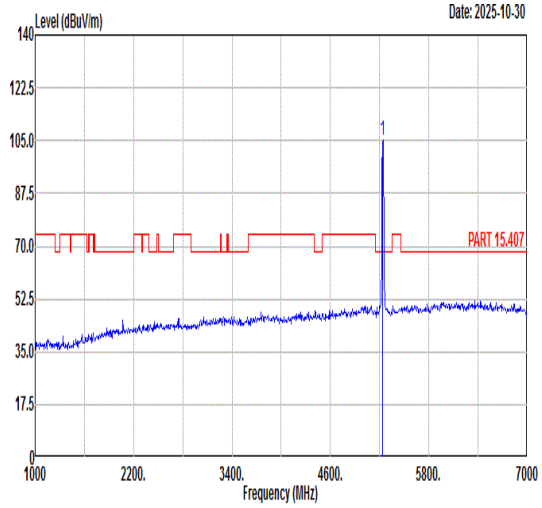 Freq Level Limit Line Margin (dB) Read Level Ant Factor Cable Loss Preamp Factor APos TPos Remark MHz dBuV/m dBuV/m dBuV dB/m dB dB cm deg 1 5240.00 105.00 ------ ------ 94.29 35.35 8.81 33.45 206 277 PEAK
Avg	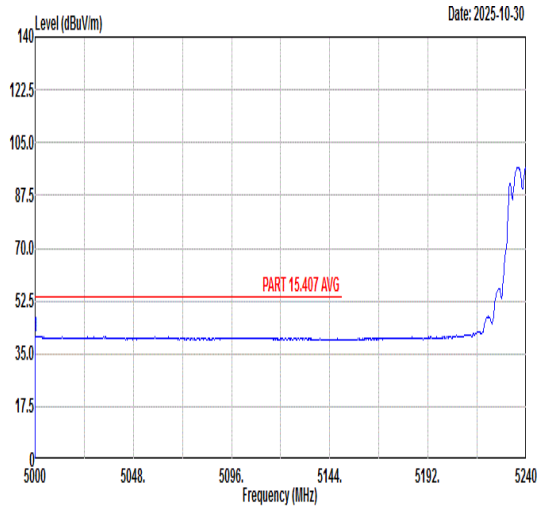 Freq Level Limit Line Margin (dB) Read Level Ant Factor Cable Loss Preamp Factor APos TPos Remark MHz dBuV/m dBuV/m dBuV dB/m dB dB cm deg 1 5000.00 40.76 54.00 -13.24 30.72 35.20 8.34 33.50 206 277 AVERAGE	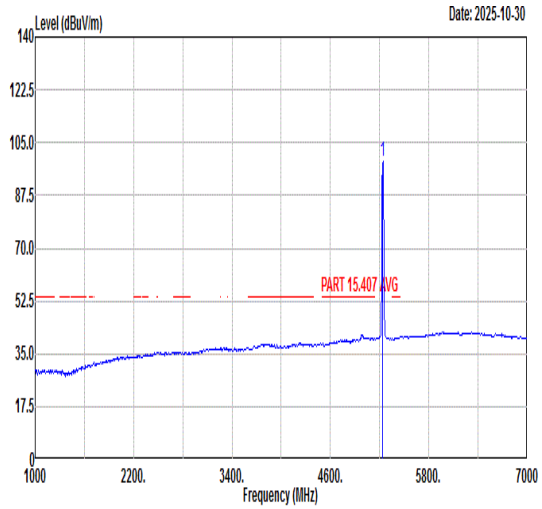 Freq Level Limit Line Margin (dB) Read Level Ant Factor Cable Loss Preamp Factor APos TPos Remark MHz dBuV/m dBuV/m dBuV dB/m dB dB cm deg 1 5240.00 98.97 ------ ------ 88.26 35.35 8.81 33.45 206 277 AVERAGE

Mode	3	
	Band Edge - R	
	U-NII-1_5.15-5.25_802.11a_CH48_5240MHz	
ANT	24+22	
Pol.	Vertical	Fundamental
Peak	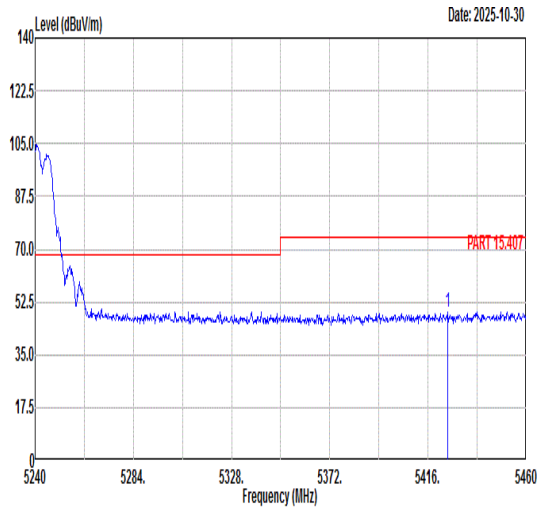 Freq Level Limit Line Margin (dB) Read Level Ant Factor Cable Loss Preamp Factor APos TPos Remark MHz dBuV/m dBuV/m dBuV dB/m dB dB cm deg 1 5424.80 49.12 74.00 -24.88 37.42 35.45 9.67 33.42 206 277 PEAK	Blank
Avg	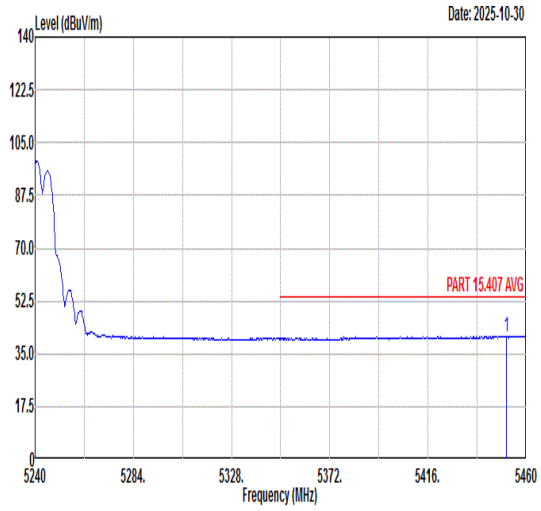 Freq Level Limit Line Margin (dB) Read Level Ant Factor Cable Loss Preamp Factor APos TPos Remark MHz dBuV/m dBuV/m dBuV dB/m dB dB cm deg 1 5450.98 40.83 54.00 -13.17 29.09 35.47 9.68 33.41 206 277 AVERAGE	Blank

Mode	3	
	Harmonic	
	U-NII-1_5.15-5.25_802.11a_CH48_5240MHz	
ANT	24+22	
Pol.	Horizontal	Vertical
Peak Avg	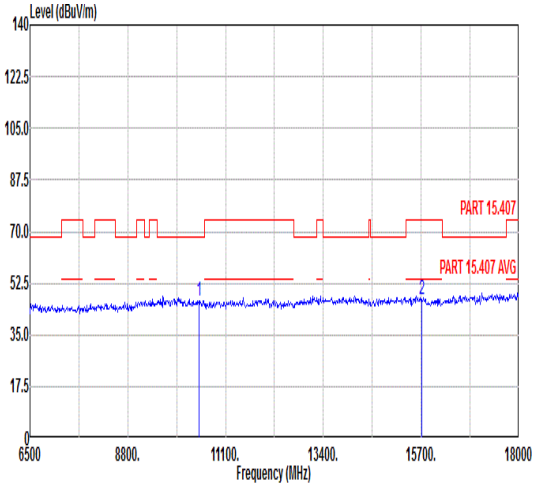 Freq Level Limit Line Margin Read Level Ant Factor Cable Loss Preamp Factor APos TPos Remark MHz dBuV/m dBuV/m dB dBuV dB/m dB dB cm deg 1 10480.00 46.43 68.30 -21.87 59.90 38.09 12.15 63.71 --- --- Peak 2 15720.00 46.95 74.00 -27.05 55.67 41.12 14.66 64.50 --- --- Peak	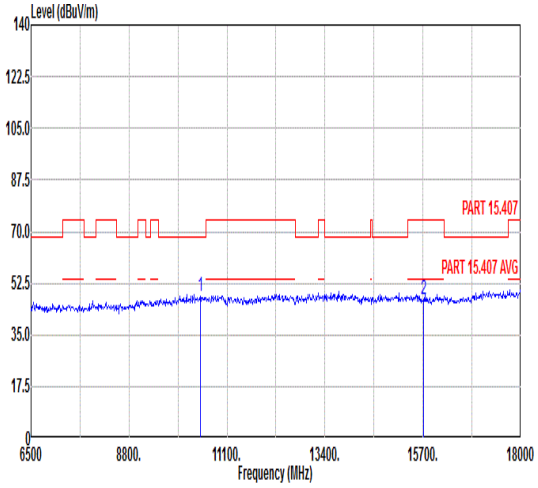 Freq Level Limit Line Margin Read Level Ant Factor Cable Loss Preamp Factor APos TPos Remark MHz dBuV/m dBuV/m dB dBuV dB/m dB dB cm deg 1 10480.00 48.02 68.30 -20.28 61.49 38.09 12.15 63.71 --- --- Peak 2 15720.00 46.76 74.00 -27.24 55.48 41.12 14.66 64.50 --- --- Peak

Mode	4	
	Band Edge - L	
	U-NII-2A_5.25-5.35_802.11a_CH52_5260MHz	
ANT	24+22	
Pol.	Horizontal	Fundamental
Peak	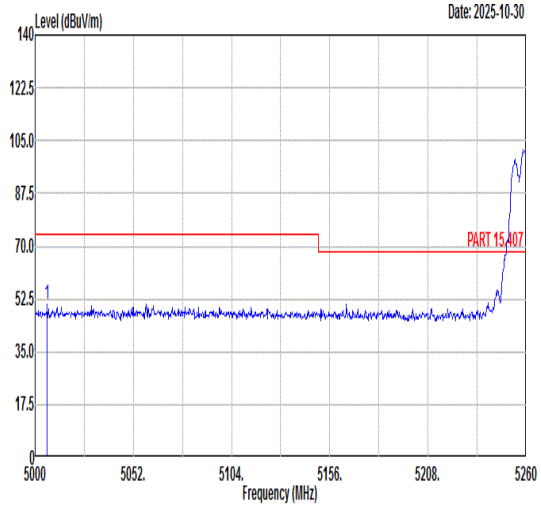 Freq Level Limit Line Margin (dB) Read Level Ant Factor Cable Loss Preamp Factor APos TPos Remark MHz dBuV/m dBuV/m dBuV dB/m dB dB cm deg 1 5006.50 50.76 74.00 -23.24 40.74 35.20 8.32 33.50 370 17 PEAK	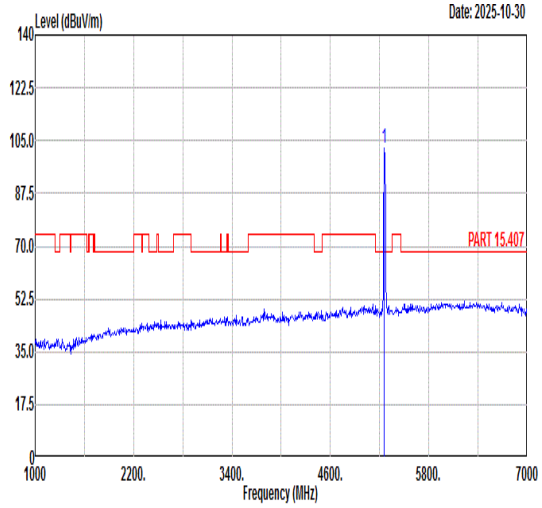 Freq Level Limit Line Margin (dB) Read Level Ant Factor Cable Loss Preamp Factor APos TPos Remark MHz dBuV/m dBuV/m dBuV dB/m dB dB cm deg 1 5260.00 102.36 ------ ------ 91.55 35.36 8.90 33.45 370 17 PEAK
Avg	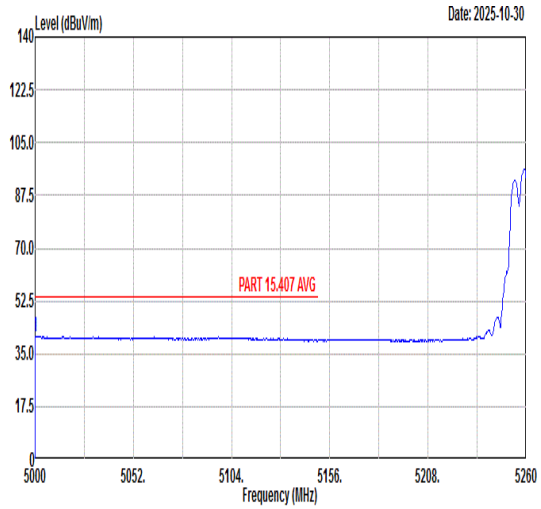 Freq Level Limit Line Margin (dB) Read Level Ant Factor Cable Loss Preamp Factor APos TPos Remark MHz dBuV/m dBuV/m dBuV dB/m dB dB cm deg 1 5000.00 40.90 54.00 -13.10 30.86 35.20 8.34 33.50 370 17 AVERAGE	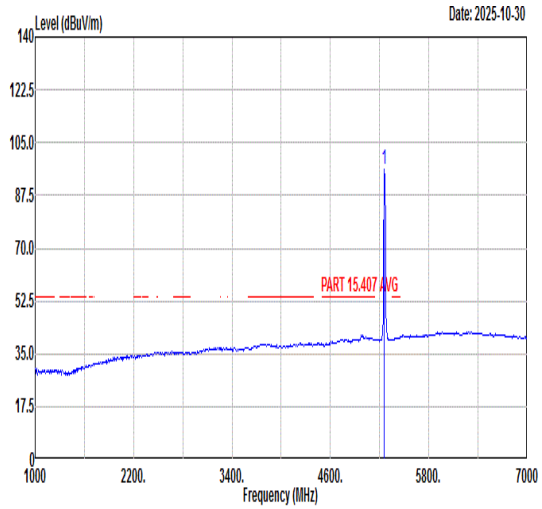 Freq Level Limit Line Margin (dB) Read Level Ant Factor Cable Loss Preamp Factor APos TPos Remark MHz dBuV/m dBuV/m dBuV dB/m dB dB cm deg 1 5260.00 95.91 ------ ------ 85.10 35.36 8.90 33.45 370 17 AVERAGE

Mode	4	
	Band Edge - R	
	U-NII-2A_5.25-5.35_802.11a_CH52_5260MHz	
ANT	24+22	
Pol.	Horizontal	Fundamental
Peak	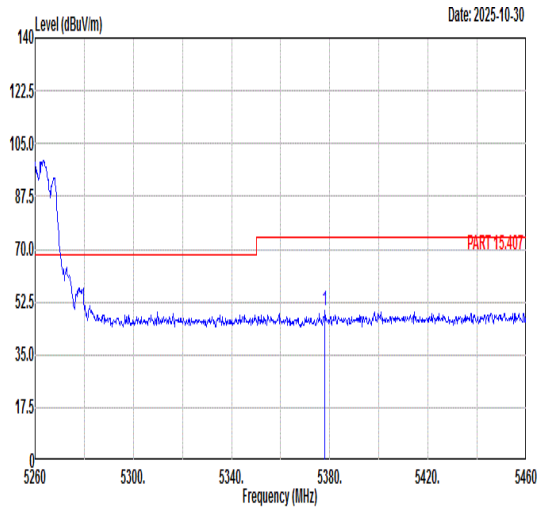 Freq Level Limit Line Margin (dB) Read Level Ant Factor Cable Loss Preamp Factor APos TPos Remark MHz dBuV/m dBuV/m dBuV dB/m dB dB cm deg 1 5378.00 49.48 74.00 -24.52 37.96 35.43 9.51 33.42 370 17 PEAK	Blank
Avg	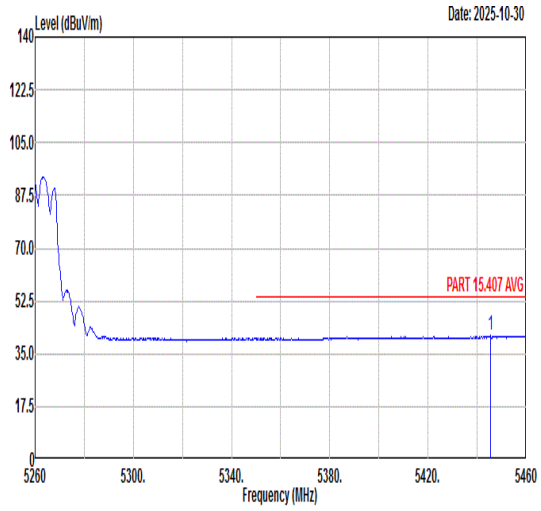 Freq Level Limit Line Margin (dB) Read Level Ant Factor Cable Loss Preamp Factor APos TPos Remark MHz dBuV/m dBuV/m dBuV dB/m dB dB cm deg 1 5445.40 41.02 54.00 -12.98 29.28 35.47 9.68 33.41 370 17 AVERAGE	Blank

Mode	4	
	Band Edge - L	
	U-NII-2A_5.25-5.35_802.11a_CH52_5260MHz	
ANT	24+22	
Pol.	Vertical	Fundamental
Peak	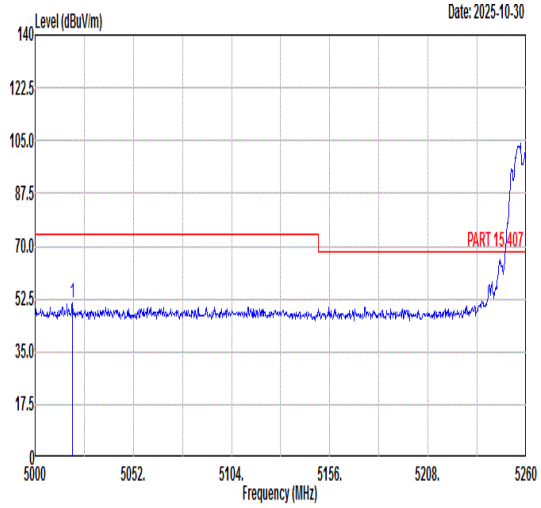 Freq Level Limit Line Margin (dB) Read Level Ant Factor Cable Loss Preamp Factor APos TPos Remark MHz dBuV/m dBuV/m dBuV dB/m dB dB cm deg 1 5019.76 50.99 74.00 -23.01 40.98 35.21 8.30 33.50 205 268 PEAK	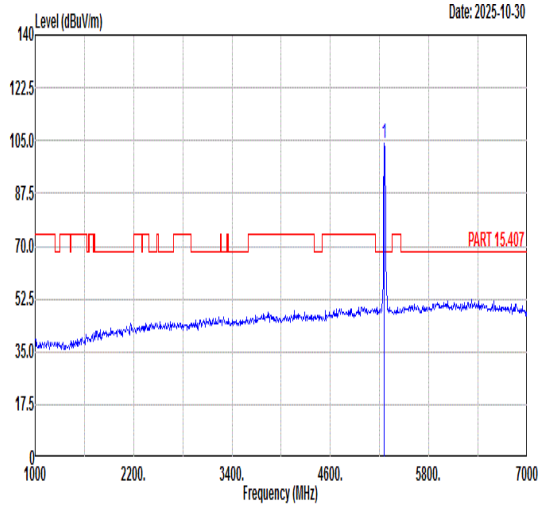 Freq Level Limit Line Margin (dB) Read Level Ant Factor Cable Loss Preamp Factor APos TPos Remark MHz dBuV/m dBuV/m dBuV dB/m dB dB cm deg 1 5260.00 104.25 ------ ------ 93.44 35.36 8.90 33.45 205 268 PEAK
Avg	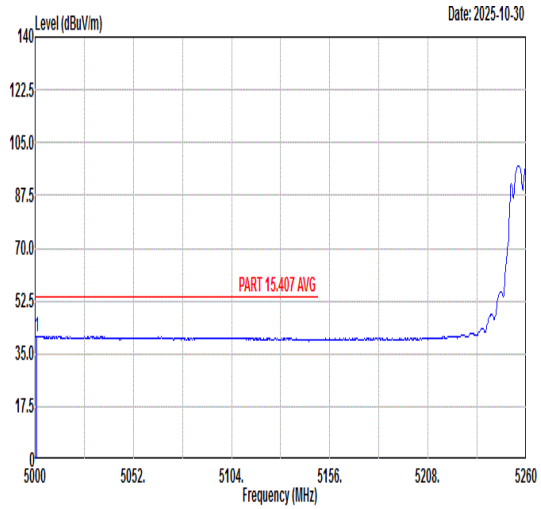 Freq Level Limit Line Margin (dB) Read Level Ant Factor Cable Loss Preamp Factor APos TPos Remark MHz dBuV/m dBuV/m dBuV dB/m dB dB cm deg 1 5000.78 40.80 54.00 -13.20 30.76 35.20 8.34 33.50 205 268 AVERAGE	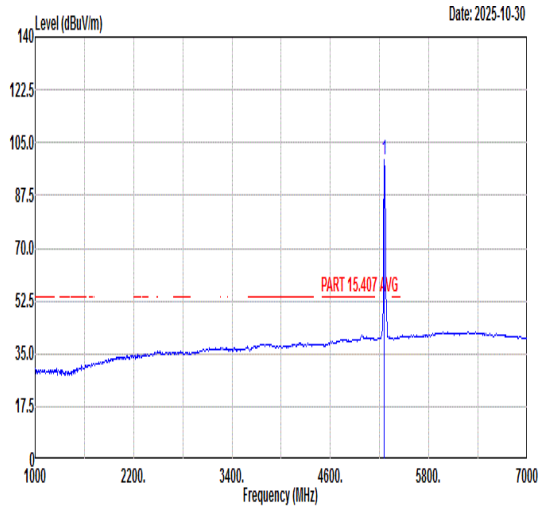 Freq Level Limit Line Margin (dB) Read Level Ant Factor Cable Loss Preamp Factor APos TPos Remark MHz dBuV/m dBuV/m dBuV dB/m dB dB cm deg 1 5260.00 99.22 ------ ------ 88.41 35.36 8.90 33.45 205 268 AVERAGE

Mode	4	
	Band Edge - R	
	U-NII-2A_5.25-5.35_802.11a_CH52_5260MHz	
ANT	24+22	
Pol.	Vertical	Fundamental
Peak	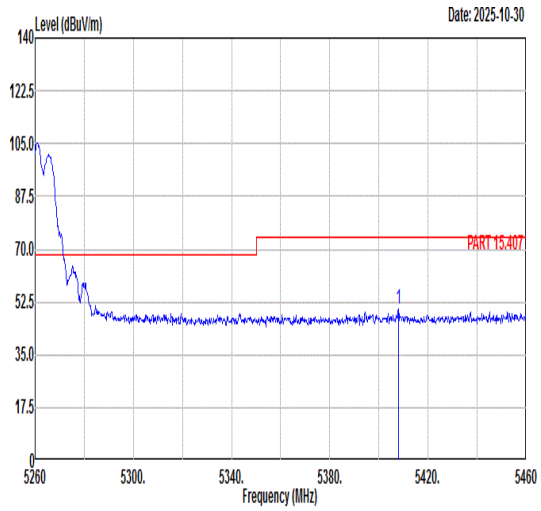 Freq Level Limit Line Margin (dB) Read Level Ant Factor Cable Loss Preamp Factor APos TPos Remark MHz dBuV/m dBuV/m dBuV dB/m dB dB cm deg 1 5408.00 50.26 74.00 -23.74 38.58 35.44 9.66 33.42 205 268 PEAK	Blank
Avg	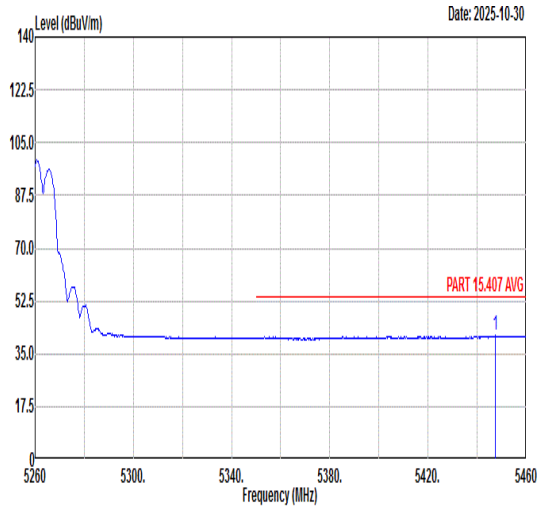 Freq Level Limit Line Margin (dB) Read Level Ant Factor Cable Loss Preamp Factor APos TPos Remark MHz dBuV/m dBuV/m dBuV dB/m dB dB cm deg 1 5447.40 41.00 54.00 -13.00 29.26 35.47 9.68 33.41 205 268 AVERAGE	Blank

Mode	4	
	Harmonic	
	U-NII-2A_5.25-5.35_802.11a_CH52_5260MHz	
ANT	24+22	
Pol.	Horizontal	Vertical
Peak Avg	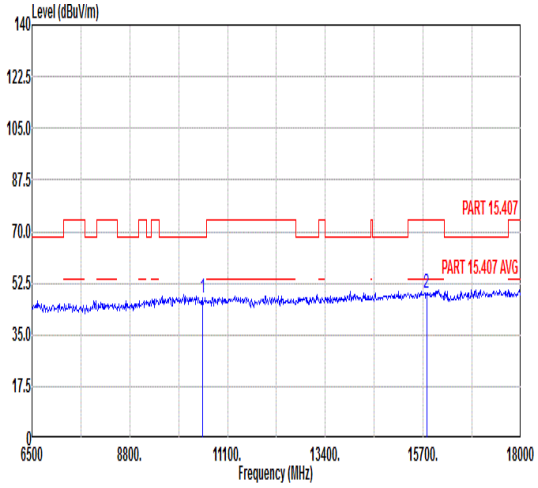 Freq Level Limit Line Margin Read Level Ant Factor Cable Loss Preamp Factor APos TPos Remark MHz dBuV/m dBuV/m dB dBuV dB/m dB dB cm deg 1 10520.00 47.59 68.30 -20.71 60.99 38.11 12.18 63.69 --- --- Peak 2 15780.00 49.02 74.00 -24.98 57.70 41.18 14.69 64.55 --- --- Peak	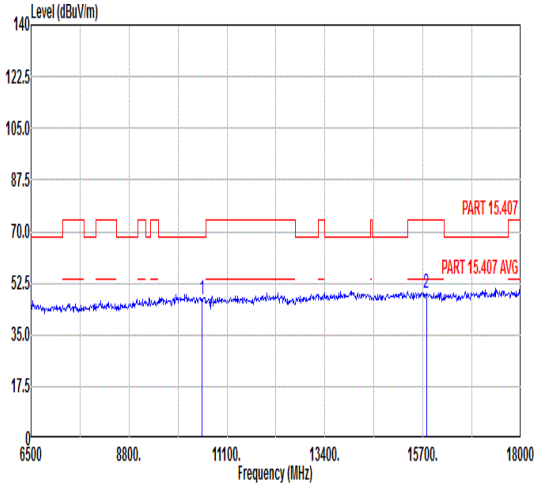 Freq Level Limit Line Margin Read Level Ant Factor Cable Loss Preamp Factor APos TPos Remark MHz dBuV/m dBuV/m dB dBuV dB/m dB dB cm deg 1 10520.00 46.87 68.30 -21.43 60.27 38.11 12.18 63.69 --- --- Peak 2 15780.00 48.93 74.00 -25.07 57.61 41.18 14.69 64.55 --- --- Peak

Mode	5	
	Harmonic	
	U-NII-2A_5.25-5.35_802.11a_CH60_5300MHz	
ANT	24+22	
Pol.	Horizontal	Vertical
Peak Avg	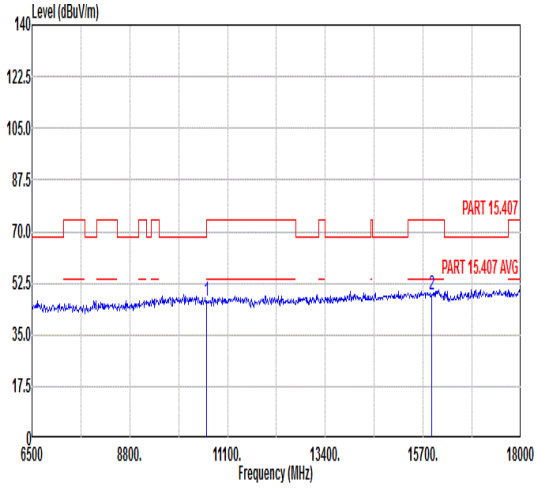 Freq Level Limit Line Margin Read Level Ant Factor Cable Loss Preamp Factor APos TPos Remark MHz dBuV/m dBuV/m dB dBuV dB/m dB dB cm deg 1 10600.00 46.40 74.00 -27.60 59.69 38.14 12.23 63.66 --- --- Peak 2 15900.00 48.42 74.00 -25.58 56.98 41.32 14.75 64.63 --- --- Peak	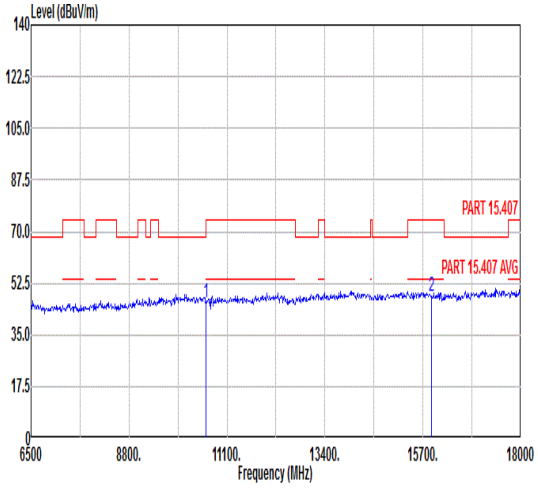 Freq Level Limit Line Margin Read Level Ant Factor Cable Loss Preamp Factor APos TPos Remark MHz dBuV/m dBuV/m dB dBuV dB/m dB dB cm deg 1 10600.00 45.91 74.00 -28.09 59.20 38.14 12.23 63.66 --- --- Peak 2 15900.00 47.95 74.00 -26.05 56.51 41.32 14.75 64.63 --- --- Peak

Mode	6	
	Band Edge	
	U-NII-2A_5.25-5.35_802.11a_CH64_5320MHz	
ANT	24+22	
Pol.	Horizontal	Fundamental
Peak	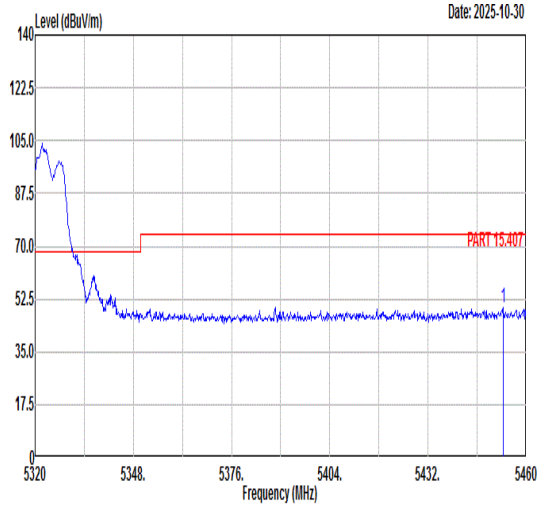 Freq Level Limit Line Margin (dB) Read Level Ant Factor Cable Loss Preamp Factor APos TPos Remark MHz dBuV/m dBuV/m dBuV dB/m dB dB cm deg 1 5453.42 49.86 74.00 -24.14 38.12 35.47 9.68 33.41 383 40 PEAK	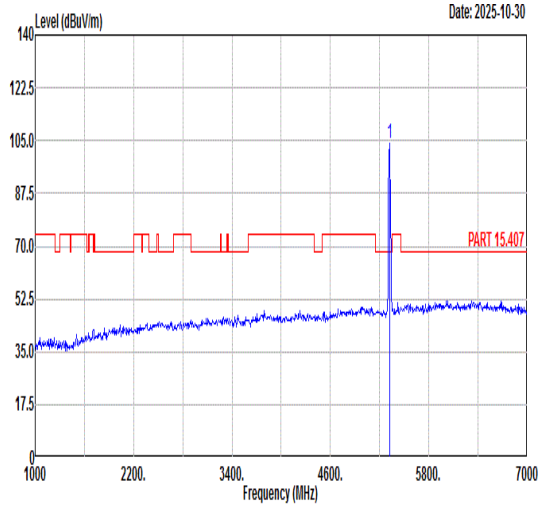 Freq Level Limit Line Margin (dB) Read Level Ant Factor Cable Loss Preamp Factor APos TPos Remark MHz dBuV/m dBuV/m dBuV dB/m dB dB cm deg 1 5320.00 104.03 ------ ------ 92.87 35.39 9.21 33.44 383 40 PEAK
Avg	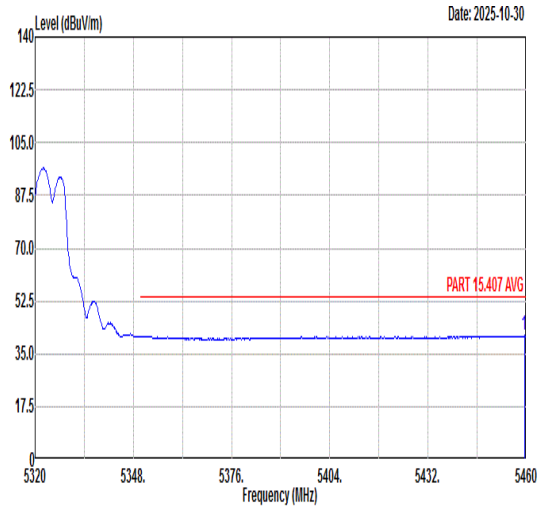 Freq Level Limit Line Margin (dB) Read Level Ant Factor Cable Loss Preamp Factor APos TPos Remark MHz dBuV/m dBuV/m dBuV dB/m dB dB cm deg 1 5459.44 40.97 54.00 -13.03 29.21 35.48 9.69 33.41 383 40 AVERAGE	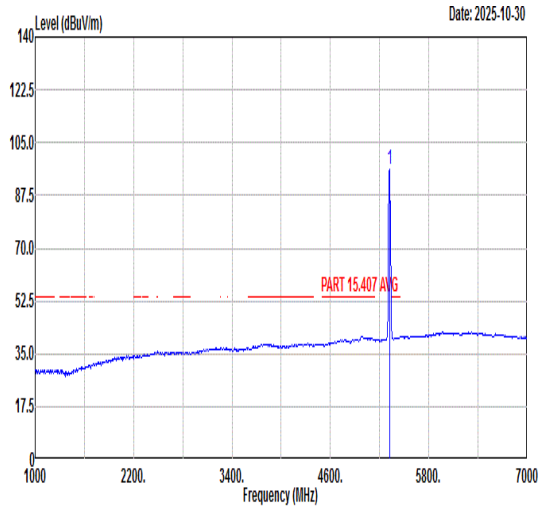 Freq Level Limit Line Margin (dB) Read Level Ant Factor Cable Loss Preamp Factor APos TPos Remark MHz dBuV/m dBuV/m dBuV dB/m dB dB cm deg 1 5320.00 96.33 ------ ------ 85.17 35.39 9.21 33.44 383 40 AVERAGE

Mode	6	
	Band Edge	
	U-NII-2A_5.25-5.35_802.11a_CH64_5320MHz	
ANT	24+22	
Pol.	Vertical	Fundamental
Peak	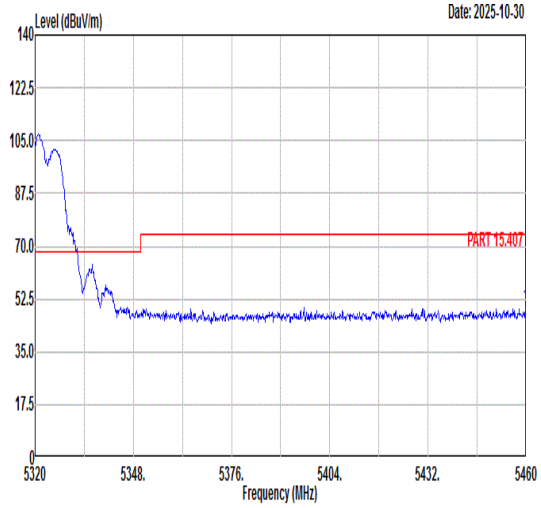 Freq Level Limit Line Margin (dB) Read Level Ant Factor Cable Loss Preamp Factor APos TPos Remark MHz dBuV/m dBuV/m dBuV dB/m dB dB cm deg 1 5459.72 49.79 74.00 -24.21 38.03 35.48 9.69 33.41 180 308 PEAK	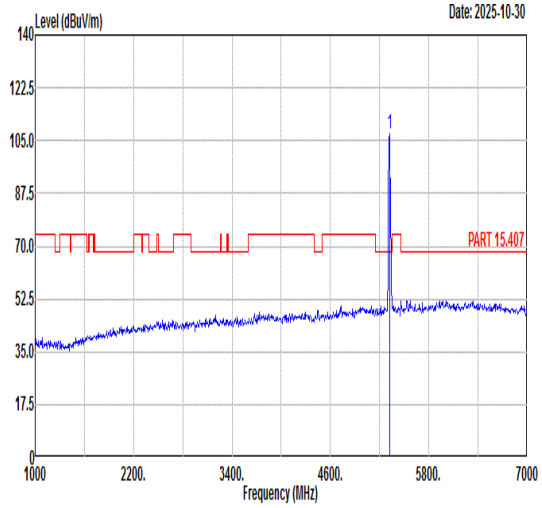 Freq Level Limit Line Margin (dB) Read Level Ant Factor Cable Loss Preamp Factor APos TPos Remark MHz dBuV/m dBuV/m dBuV dB/m dB dB cm deg 1 5320.00 107.03 ------ ------ 95.87 35.39 9.21 33.44 180 308 PEAK
Avg	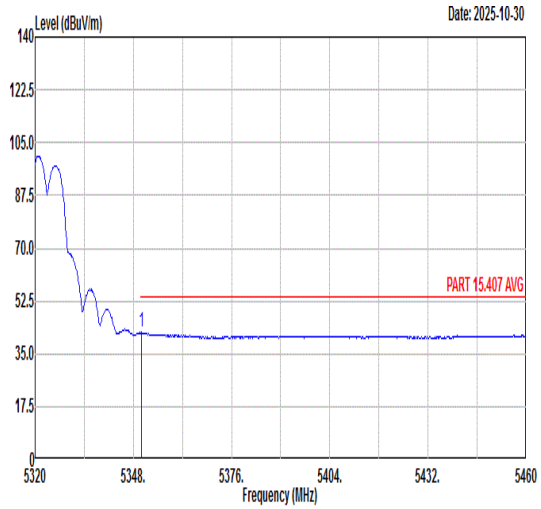 Freq Level Limit Line Margin (dB) Read Level Ant Factor Cable Loss Preamp Factor APos TPos Remark MHz dBuV/m dBuV/m dBuV dB/m dB dB cm deg 1 5350.24 42.04 54.00 -11.96 30.69 35.41 9.37 33.43 180 308 AVERAGE	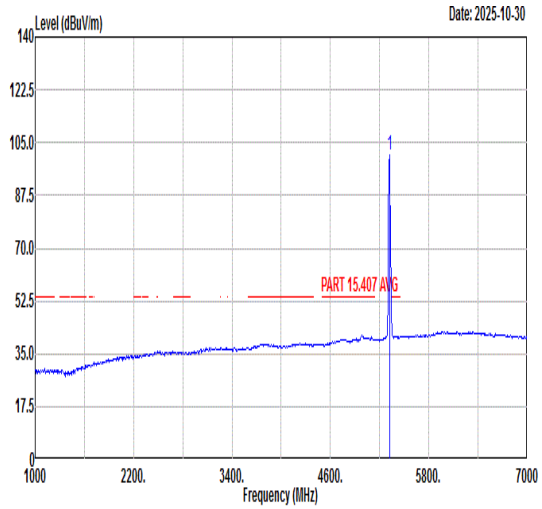 Freq Level Limit Line Margin (dB) Read Level Ant Factor Cable Loss Preamp Factor APos TPos Remark MHz dBuV/m dBuV/m dBuV dB/m dB dB cm deg 1 5320.00 100.67 ------ ------ 89.51 35.39 9.21 33.44 180 308 AVERAGE

Mode	6	
	Harmonic	
	U-NII-2A_5.25-5.35_802.11a_CH64_5320MHz	
ANT	24+22	
Pol.	Horizontal	Vertical
Peak Avg	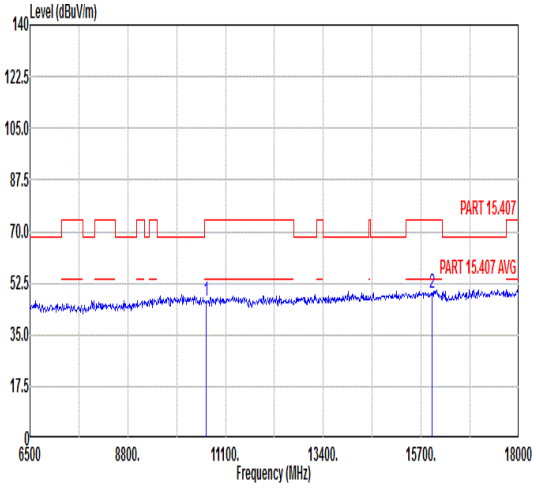 Freq Level Limit Line Margin Read Level Ant Factor Cable Loss Preamp Factor APos TPos Remark MHz dBuV/m dBuV/m dB dBuV dB/m dB dB cm deg 1 10640.00 46.36 74.00 -27.64 59.58 38.16 12.26 63.64 --- --- Peak 2 15960.00 48.87 74.00 -25.13 57.38 41.39 14.77 64.67 --- --- Peak	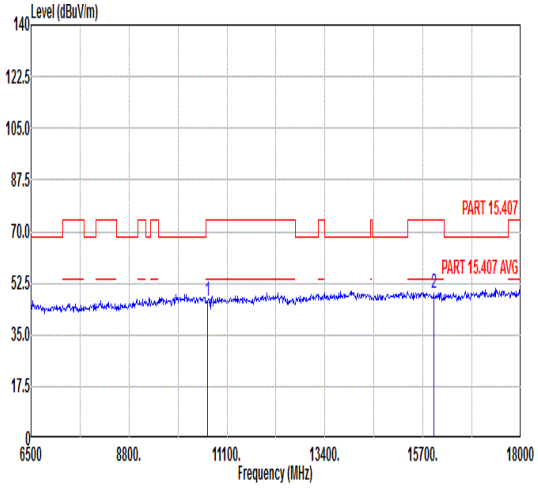 Freq Level Limit Line Margin Read Level Ant Factor Cable Loss Preamp Factor APos TPos Remark MHz dBuV/m dBuV/m dB dBuV dB/m dB dB cm deg 1 10640.00 46.59 74.00 -27.41 59.81 38.16 12.26 63.64 --- --- Peak 2 15960.00 48.88 74.00 -25.12 57.39 41.39 14.77 64.67 --- --- Peak

Mode	7	
	Band Edge	
	U-NII-2C_5.47-5.725_802.11a_CH100_5500MHz	
ANT	24+22	
Pol.	Horizontal	Fundamental
Peak	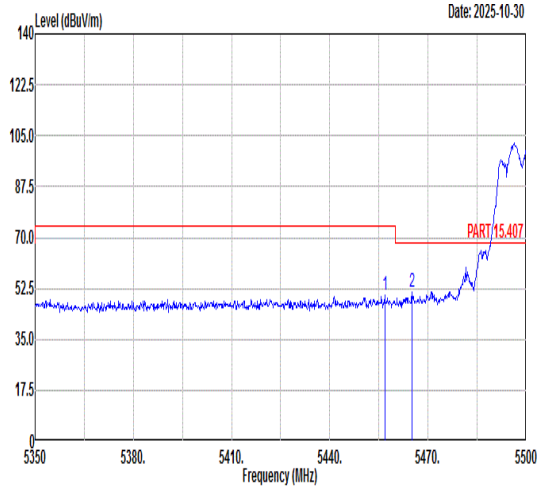 Freq Level Limit Line Margin (dB) Read Level Ant Factor Cable Loss Preamp Factor APos TPos Remark MHz dBuV/m dBuV/m dBuV dB/m dB dB cm deg 1 5456.80 50.34 74.00 -23.66 38.59 35.47 9.69 33.41 387 140 PEAK 2 5465.20 51.38 68.30 -16.92 39.62 35.48 9.69 33.41 387 140 PEAK	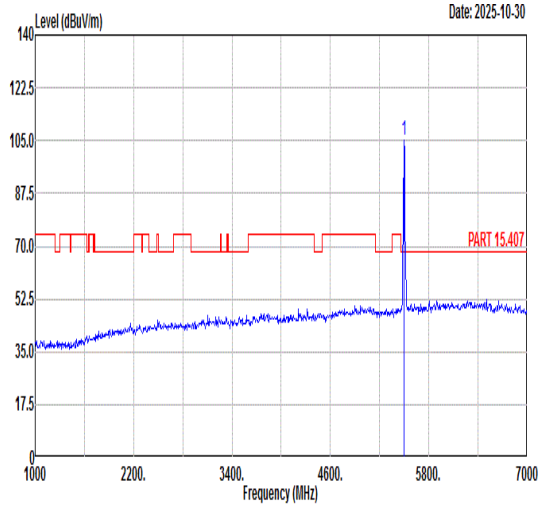 Freq Level Limit Line Margin (dB) Read Level Ant Factor Cable Loss Preamp Factor APos TPos Remark MHz dBuV/m dBuV/m dBuV dB/m dB dB cm deg 1 5500.00 105.35 ------ ------ 93.54 35.50 9.71 33.40 387 140 PEAK
Avg	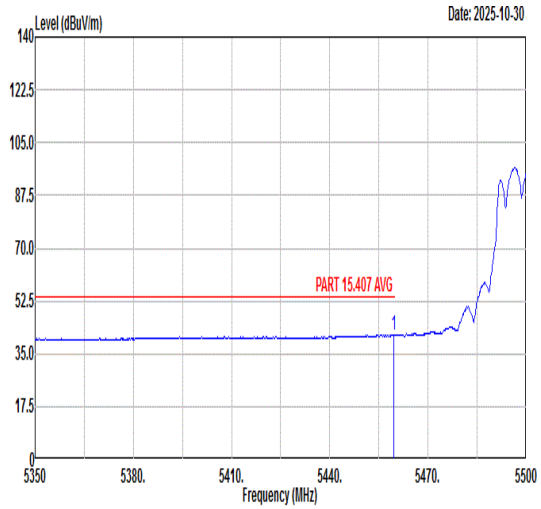 Freq Level Limit Line Margin (dB) Read Level Ant Factor Cable Loss Preamp Factor APos TPos Remark MHz dBuV/m dBuV/m dBuV dB/m dB dB cm deg 1 5459.65 41.22 54.00 -12.78 29.46 35.48 9.69 33.41 387 140 AVERAGE	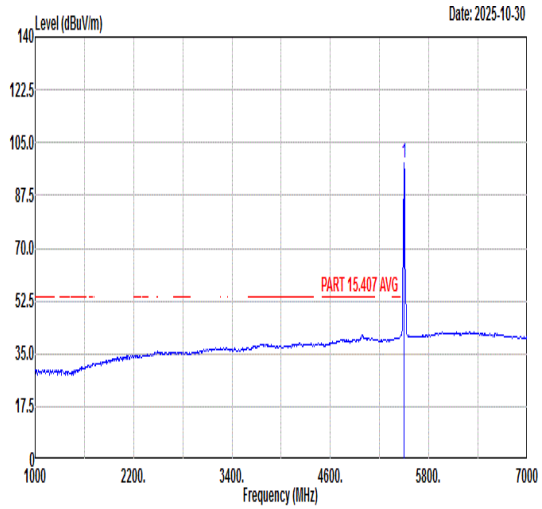 Freq Level Limit Line Margin (dB) Read Level Ant Factor Cable Loss Preamp Factor APos TPos Remark MHz dBuV/m dBuV/m dBuV dB/m dB dB cm deg 1 5500.00 98.47 ------ ------ 86.66 35.50 9.71 33.40 387 140 AVERAGE

Mode	7	
	Band Edge	
	U-NII-2C_5.47-5.725_802.11a_CH100_5500MHz	
ANT	24+22	
Pol.	Vertical	Fundamental
Peak	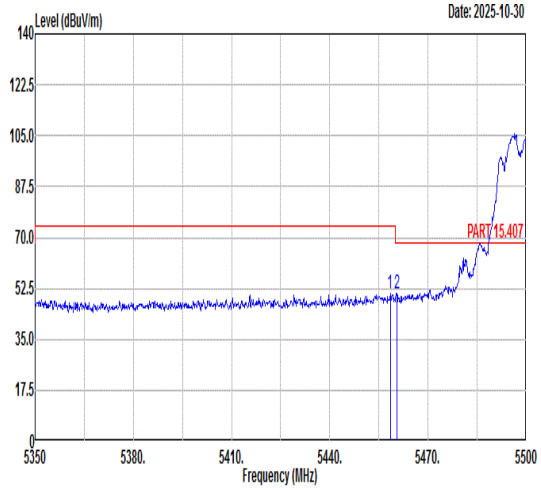 Freq Level Limit Line Margin (dB) Read Level Ant Factor Cable Loss Preamp Factor APos TPos Remark MHz dBuV/m dBuV/m dBuV dB/m dB dB cm deg 1 5458.45 50.98 74.00 -23.02 39.22 35.48 9.69 33.41 170 310 PEAK 2 5460.40 50.85 68.30 -17.45 39.09 35.48 9.69 33.41 170 310 PEAK	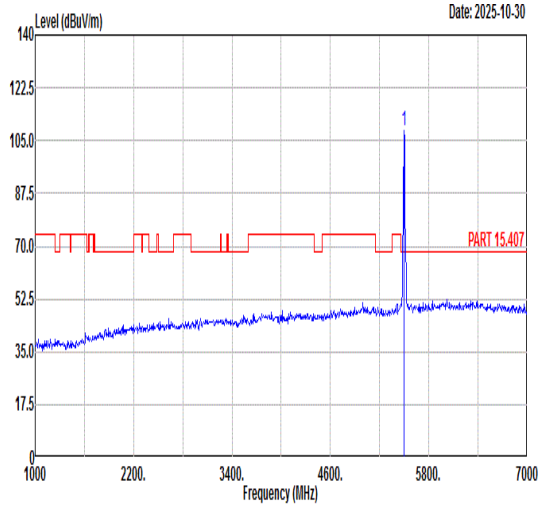 Freq Level Limit Line Margin (dB) Read Level Ant Factor Cable Loss Preamp Factor APos TPos Remark MHz dBuV/m dBuV/m dBuV dB/m dB dB cm deg 1 5500.00 108.10 ------ ------ 96.29 35.50 9.71 33.40 170 310 PEAK
Avg	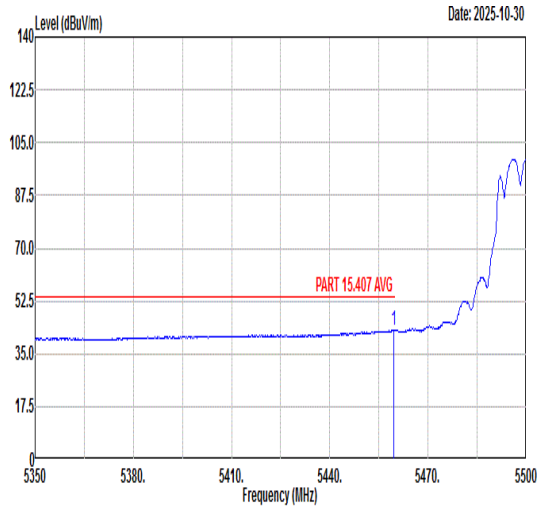 Freq Level Limit Line Margin (dB) Read Level Ant Factor Cable Loss Preamp Factor APos TPos Remark MHz dBuV/m dBuV/m dBuV dB/m dB dB cm deg 1 5459.65 42.88 54.00 -11.12 31.12 35.48 9.69 33.41 170 310 AVERAGE	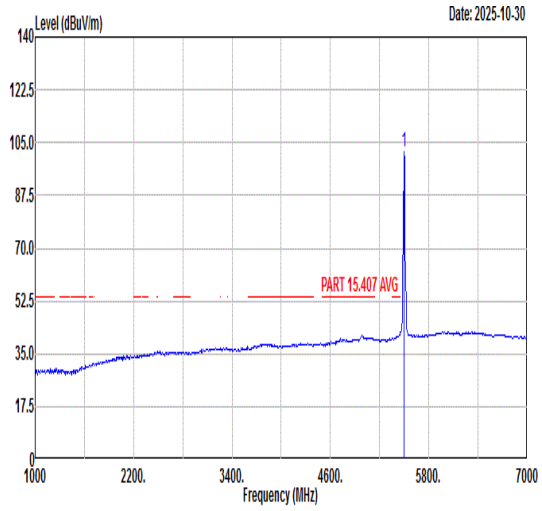 Freq Level Limit Line Margin (dB) Read Level Ant Factor Cable Loss Preamp Factor APos TPos Remark MHz dBuV/m dBuV/m dBuV dB/m dB dB cm deg 1 5500.00 102.21 ------ ------ 90.40 35.50 9.71 33.40 170 310 AVERAGE

Mode	7	
	Harmonic	
	U-NII-2C_5.47-5.725_802.11a_CH100_5500MHz	
ANT	24+22	
Pol.	Horizontal	Vertical
Peak Avg	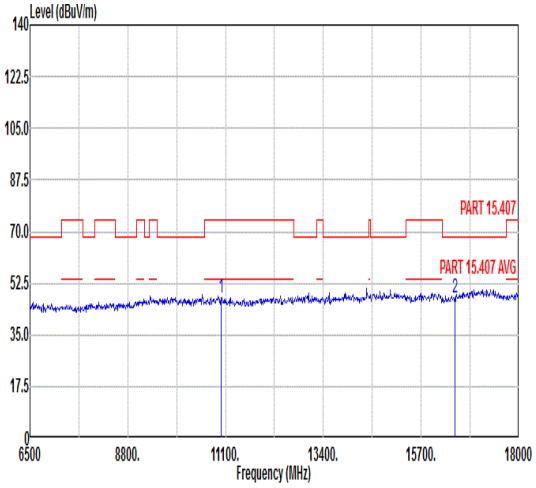 Freq Level Limit Line Margin Read Level Ant Factor Cable Loss Preamp Factor APos TPos Remark MHz dBuV/m dBuV/m dB dBuV dB/m dB dB cm deg 1 11000.00 47.60 74.00 -26.40 60.28 38.30 12.52 63.50 --- --- Peak 2 16500.00 47.51 68.30 -20.79 55.09 42.00 15.17 64.75 --- --- Peak	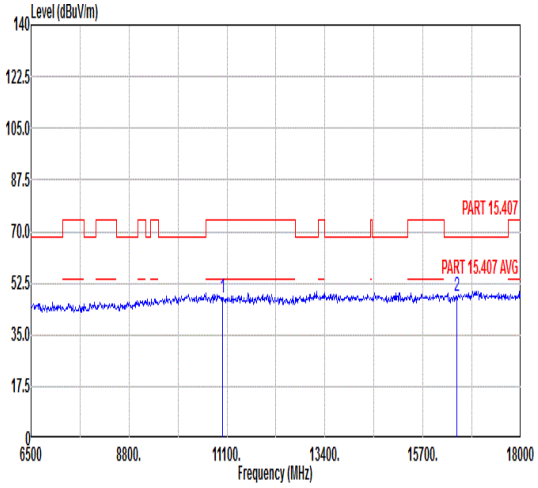 Freq Level Limit Line Margin Read Level Ant Factor Cable Loss Preamp Factor APos TPos Remark MHz dBuV/m dBuV/m dB dBuV dB/m dB dB cm deg 1 11000.00 47.65 74.00 -26.35 60.33 38.30 12.52 63.50 --- --- Peak 2 16500.00 47.86 68.30 -20.44 55.44 42.00 15.17 64.75 --- --- Peak

Mode	8	
	Harmonic	
	U-NII-2C_5.47-5.725_802.11a_CH116_5580MHz	
ANT	24+22	
Pol.	Horizontal	Vertical
Peak Avg	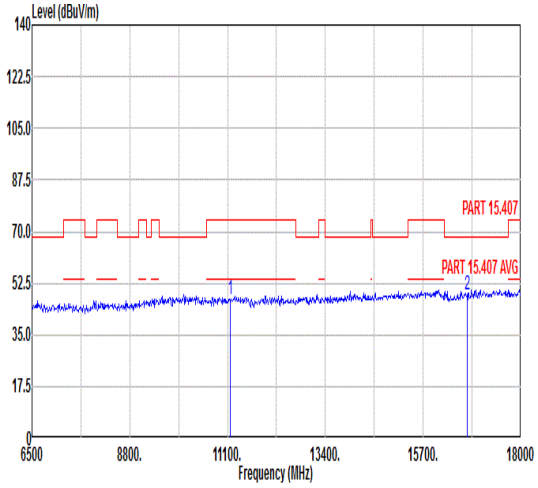 Freq Level Limit Line Margin Read Level Ant Factor Cable Loss Preamp Factor APos TPos Remark MHz dBuV/m dBuV/m dB dBuV dB/m dB dB cm deg 1 11160.00 47.17 74.00 -26.83 59.79 38.35 12.64 63.61 --- --- Peak 2 16740.00 48.45 68.30 -19.85 55.60 42.27 15.35 64.77 --- --- Peak	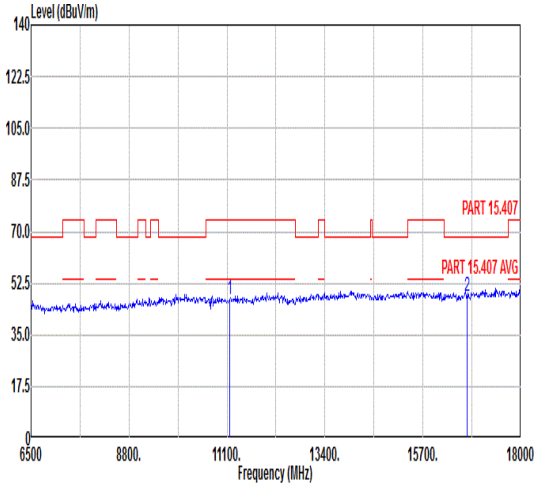 Freq Level Limit Line Margin Read Level Ant Factor Cable Loss Preamp Factor APos TPos Remark MHz dBuV/m dBuV/m dB dBuV dB/m dB dB cm deg 1 11160.00 47.25 74.00 -26.75 59.87 38.35 12.64 63.61 --- --- Peak 2 16740.00 48.23 68.30 -20.07 55.38 42.27 15.35 64.77 --- --- Peak

Mode	9	
	Band Edge	
	U-NII-2C_5.47-5.725_802.11a_CH140_5700MHz	
ANT	24+22	
Pol.	Horizontal	Fundamental
Peak	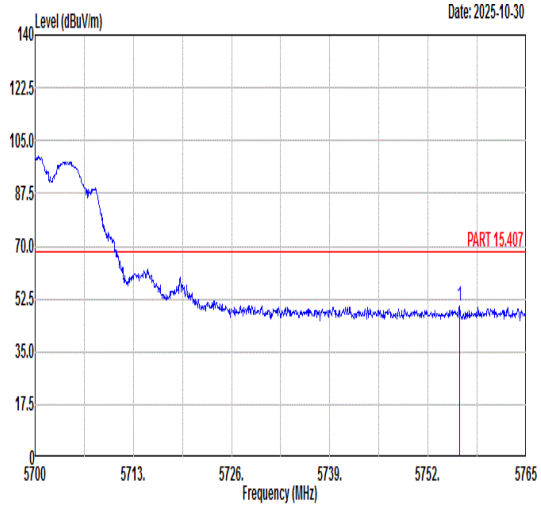 Freq Level Limit Line Margin (dB) Read Level Ant Factor Cable Loss Preamp Factor APos TPos Remark MHz dBuV/m dBuV/m dBuV dB/m dB dB cm deg 1 5756.16 50.42 68.30 -17.88 37.93 35.86 10.08 33.45 232 238 PEAK	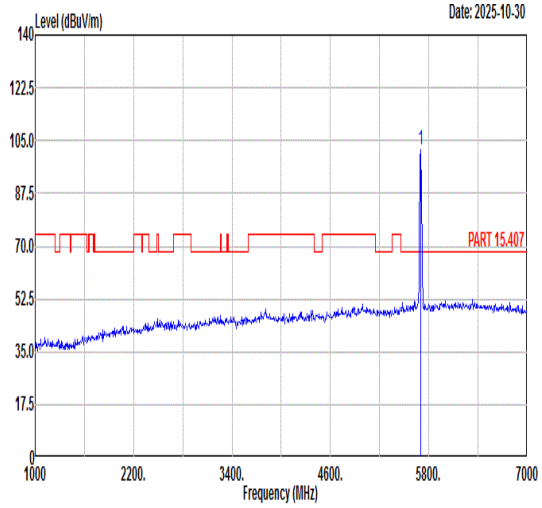 Freq Level Limit Line Margin (dB) Read Level Ant Factor Cable Loss Preamp Factor APos TPos Remark MHz dBuV/m dBuV/m dBuV dB/m dB dB cm deg 1 5700.00 101.72 ------ ------ 89.42 35.78 9.96 33.44 232 238 PEAK
Avg	Blank	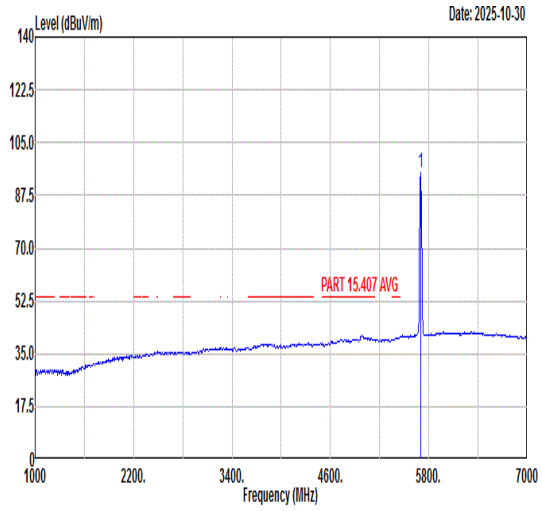 Freq Level Limit Line Margin (dB) Read Level Ant Factor Cable Loss Preamp Factor APos TPos Remark MHz dBuV/m dBuV/m dBuV dB/m dB dB cm deg 1 5700.00 95.30 ------ ------ 83.00 35.78 9.96 33.44 232 238 AVERAGE

Mode	9	
	Band Edge	
	U-NII-2C_5.47-5.725_802.11a_CH140_5700MHz	
ANT	24+22	
Pol.	Vertical	Fundamental
Peak	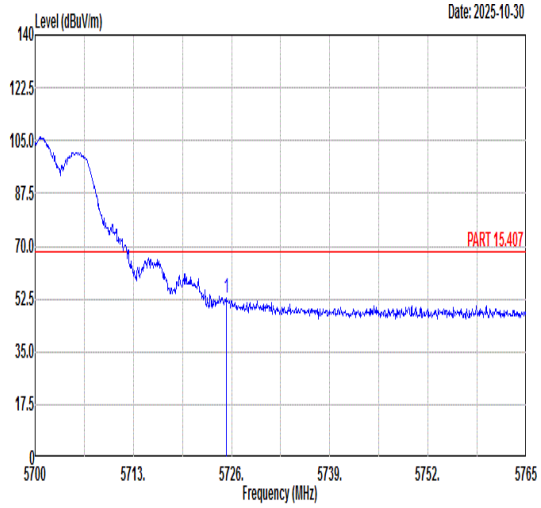 Freq Level Limit Line Margin (dB) Read Level Ant Factor Cable Loss Preamp Factor APos TPos Remark MHz dBuV/m dBuV/m dBuV dB/m dB dB cm deg 1 5725.29 52.92 68.30 -15.38 40.53 35.82 10.02 33.45 171 310 PEAK	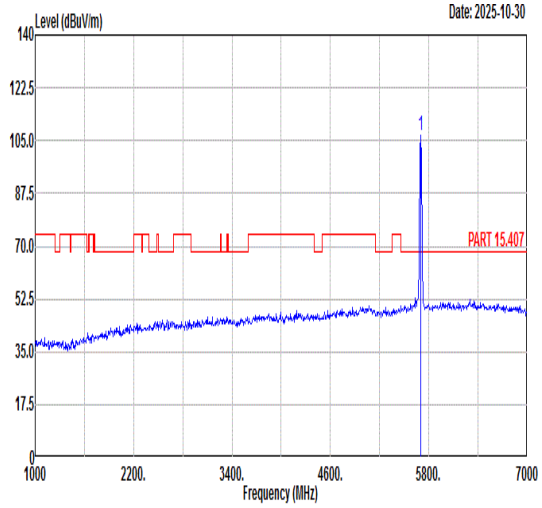 Freq Level Limit Line Margin (dB) Read Level Ant Factor Cable Loss Preamp Factor APos TPos Remark MHz dBuV/m dBuV/m dBuV dB/m dB dB cm deg 1 5700.00 106.69 ------ ------ 94.39 35.78 9.96 33.44 171 310 PEAK
Avg	Blank	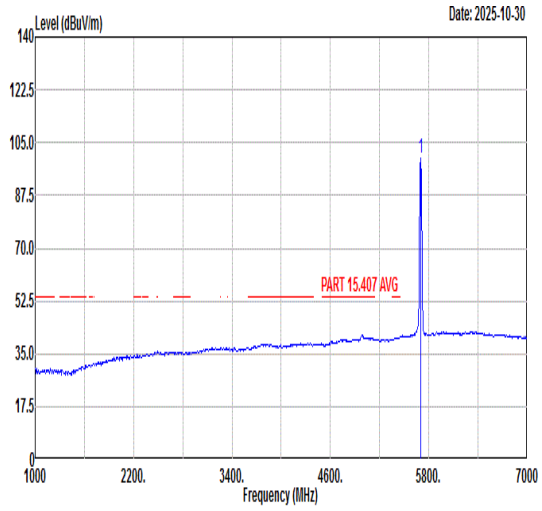 Freq Level Limit Line Margin (dB) Read Level Ant Factor Cable Loss Preamp Factor APos TPos Remark MHz dBuV/m dBuV/m dBuV dB/m dB dB cm deg 1 5700.00 99.85 ------ ------ 87.55 35.78 9.96 33.44 171 310 AVERAGE

Mode	9	
	Harmonic	
	U-NII-2C_5.47-5.725_802.11a_CH140_5700MHz	
ANT	24+22	
Pol.	Horizontal	Vertical
Peak Avg	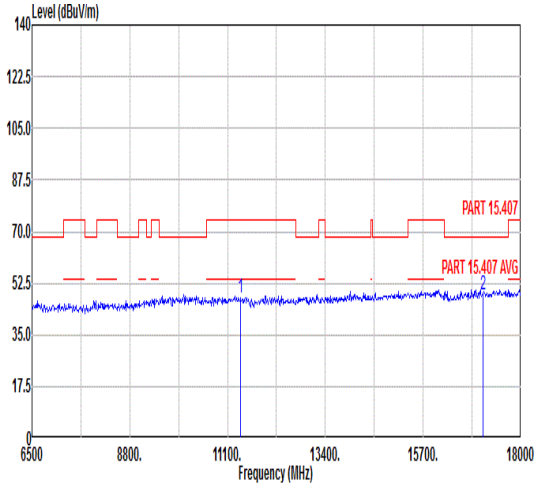 Freq Level Limit Line Margin Read Level Ant Factor Cable Loss Preamp Factor APos TPos Remark MHz dBuV/m dBuV/m dB dBuV dB/m dB dB cm deg 1 11400.00 47.46 74.00 -26.54 60.01 38.42 12.81 63.78 --- --- Peak 2 17100.00 48.81 68.30 -19.49 55.42 42.68 15.62 64.91 --- --- Peak	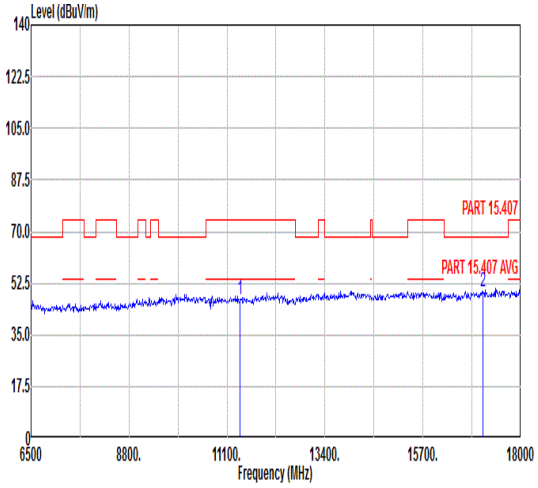 Freq Level Limit Line Margin Read Level Ant Factor Cable Loss Preamp Factor APos TPos Remark MHz dBuV/m dBuV/m dB dBuV dB/m dB dB cm deg 1 11400.00 47.05 74.00 -26.95 59.60 38.42 12.81 63.78 --- --- Peak 2 17100.00 49.54 68.30 -18.76 56.15 42.68 15.62 64.91 --- --- Peak

Mode	10	
	Band Edge	
	U-NII-1_5.15-5.25_802.11ax HE20_CH36_Full RU_5180MHz	
ANT	24+22	
Pol.	Horizontal	Fundamental
Peak	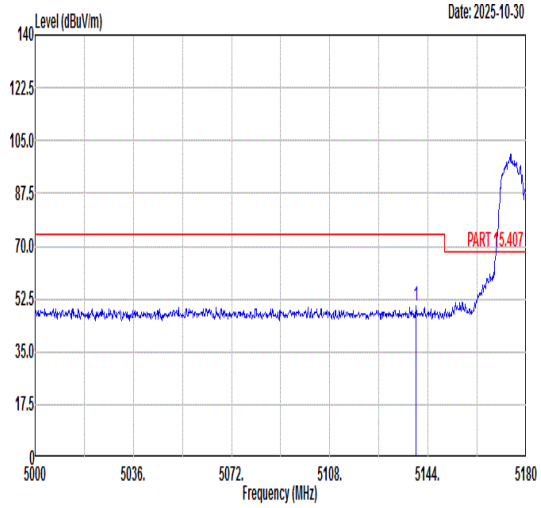 Freq Level Limit Line Margin (dB) Read Level Ant Factor Cable Loss Preamp Factor APos TPos Remark MHz dBuV/m dBuV/m dBuV dB/m dB dB cm deg 1 5139.68 50.17 74.00 -23.83 39.84 35.28 8.52 33.47 327 145 PEAK	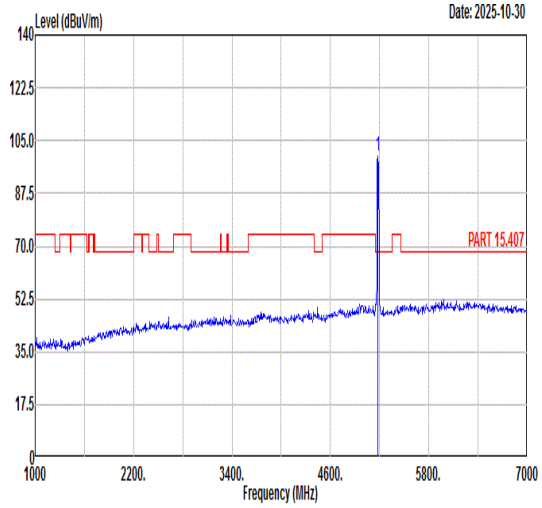 Freq Level Limit Line Margin (dB) Read Level Ant Factor Cable Loss Preamp Factor APos TPos Remark MHz dBuV/m dBuV/m dBuV dB/m dB dB cm deg 1 5180.00 100.02 ------ ------ 89.58 35.31 8.59 33.46 327 145 PEAK
Avg	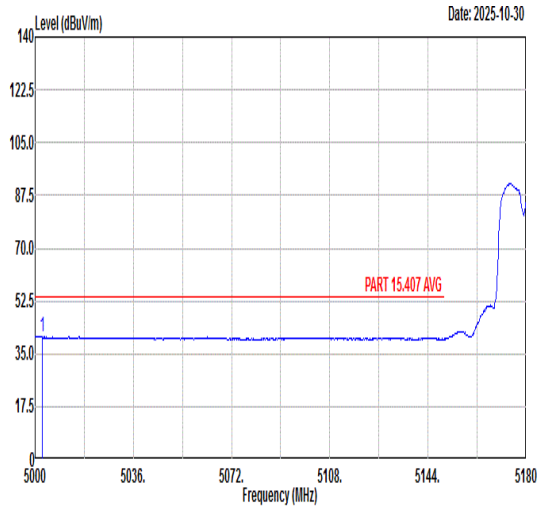 Freq Level Limit Line Margin (dB) Read Level Ant Factor Cable Loss Preamp Factor APos TPos Remark MHz dBuV/m dBuV/m dBuV dB/m dB dB cm deg 1 5002.52 40.84 54.00 -13.16 30.81 35.20 8.33 33.50 327 145 AVERAGE	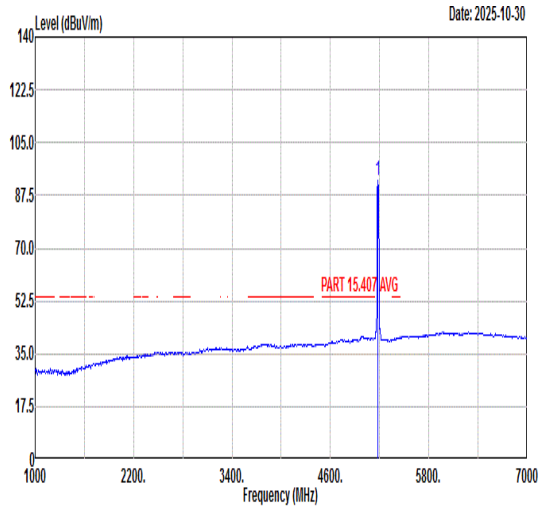 Freq Level Limit Line Margin (dB) Read Level Ant Factor Cable Loss Preamp Factor APos TPos Remark MHz dBuV/m dBuV/m dBuV dB/m dB dB cm deg 1 5180.00 92.53 ------ ------ 82.09 35.31 8.59 33.46 327 145 AVERAGE

Mode	10	
	Band Edge	
	U-NII-1_5.15-5.25_802.11ax HE20_CH36_Full RU_5180MHz	
ANT	24+22	
Pol.	Vertical	Fundamental
Peak	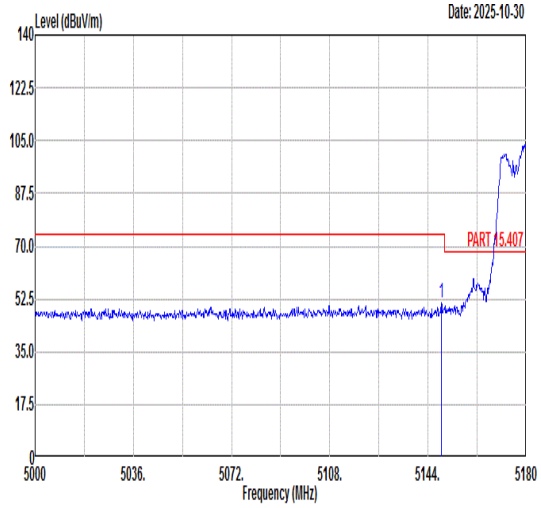 Freq Level Limit Line Margin (dB) Read Level Ant Factor Cable Loss Preamp Factor APos TPos Remark MHz dBuV/m dBuV/m dBuV dB/m dB dB cm deg 1 5148.86 51.05 74.00 -22.95 40.70 35.29 8.53 33.47 276 319 PEAK	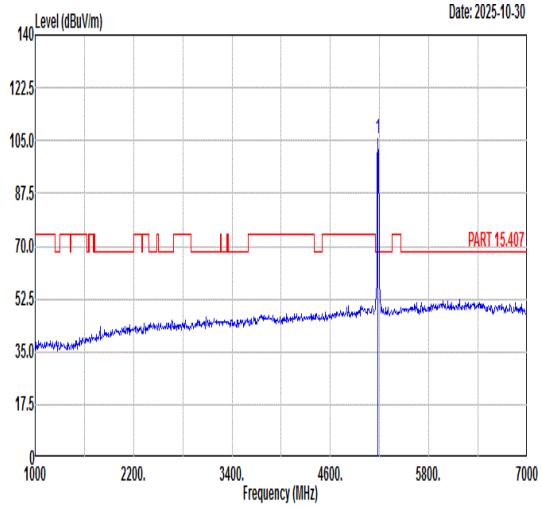 Freq Level Limit Line Margin (dB) Read Level Ant Factor Cable Loss Preamp Factor APos TPos Remark MHz dBuV/m dBuV/m dBuV dB/m dB dB cm deg 1 5180.00 105.43 ------ ------ 94.99 35.31 8.59 33.46 276 319 PEAK
Avg	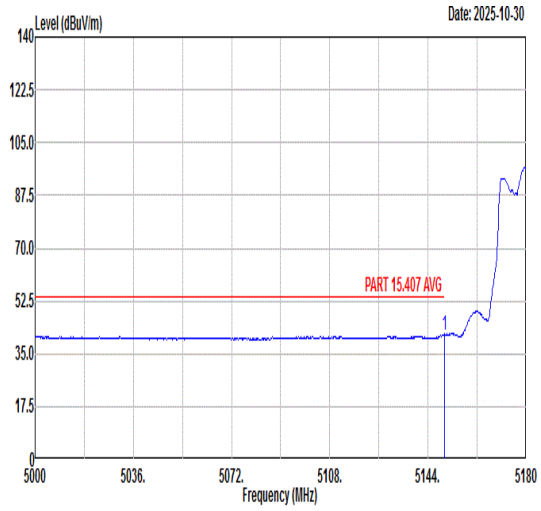 Freq Level Limit Line Margin (dB) Read Level Ant Factor Cable Loss Preamp Factor APos TPos Remark MHz dBuV/m dBuV/m dBuV dB/m dB dB cm deg 1 5149.94 41.37 54.00 -12.63 31.01 35.29 8.54 33.47 276 319 AVERAGE	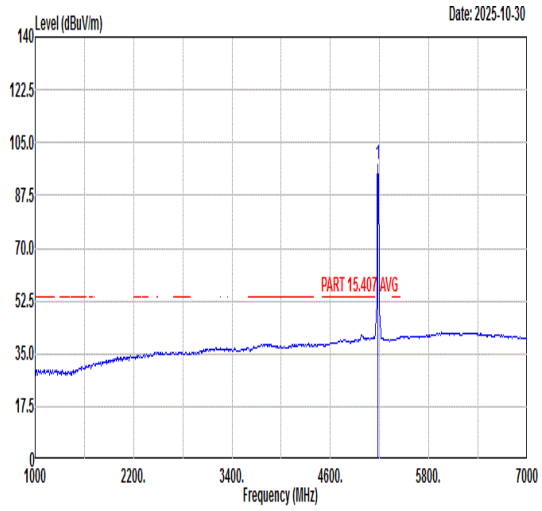 Freq Level Limit Line Margin (dB) Read Level Ant Factor Cable Loss Preamp Factor APos TPos Remark MHz dBuV/m dBuV/m dBuV dB/m dB dB cm deg 1 5180.00 97.80 ------ ------ 87.36 35.31 8.59 33.46 276 319 AVERAGE

Mode	10	
	Harmonic	
	U-NII-1_5.15-5.25_802.11ax HE20_CH36_Full RU_5180MHz	
ANT	24+22	
Pol.	Horizontal	Vertical
Peak Avg	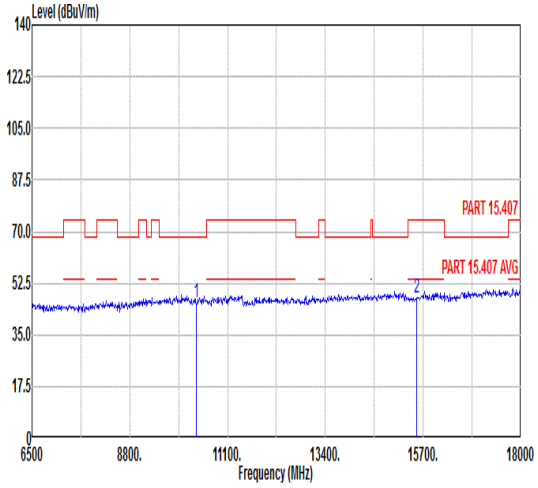 Freq Level Limit Line Margin Read Level Ant Factor Cable Loss Preamp Factor APos TPos Remark MHz dBuV/m dBuV/m dB dBuV dB/m dB dB cm deg 1 10360.00 46.00 68.30 -22.30 59.66 38.04 12.06 63.76 --- --- Peak 2 15540.00 47.58 74.00 -26.42 56.47 40.91 14.58 64.38 --- --- Peak	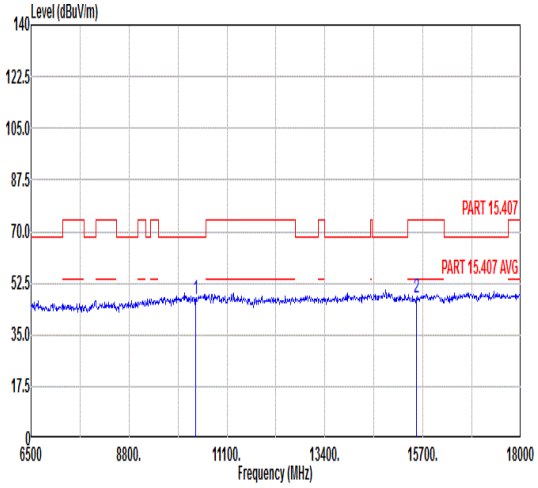 Freq Level Limit Line Margin Read Level Ant Factor Cable Loss Preamp Factor APos TPos Remark MHz dBuV/m dBuV/m dB dBuV dB/m dB dB cm deg 1 10360.00 46.97 68.30 -21.33 60.63 38.04 12.06 63.76 --- --- Peak 2 15540.00 47.34 74.00 -26.66 56.23 40.91 14.58 64.38 --- --- Peak

Mode	11	
	Harmonic	
	U-NII-1_5.15-5.25_802.11ax HE20_CH44_Full RU_5220MHz	
ANT	24+22	
Pol.	Horizontal	Vertical
Peak Avg	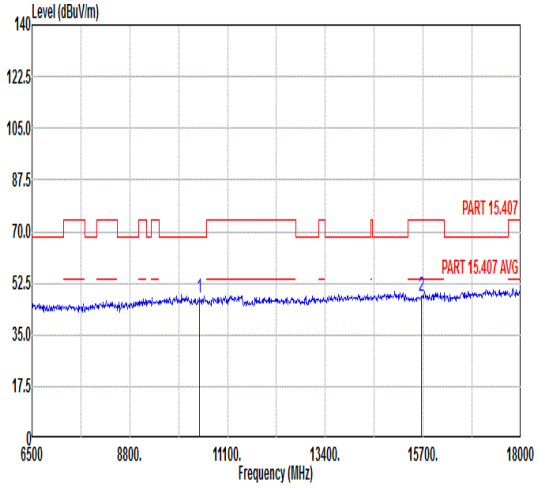 Freq Level Limit Line Margin Read Level Ant Factor Cable Loss Preamp Factor APos TPos Remark MHz dBuV/m dBuV/m dB dBuV dB/m dB dB cm deg 1 10440.00 47.40 68.30 -20.90 60.92 38.08 12.12 63.72 --- --- Peak 2 15660.00 48.16 74.00 -25.84 56.93 41.05 14.64 64.46 --- --- Peak	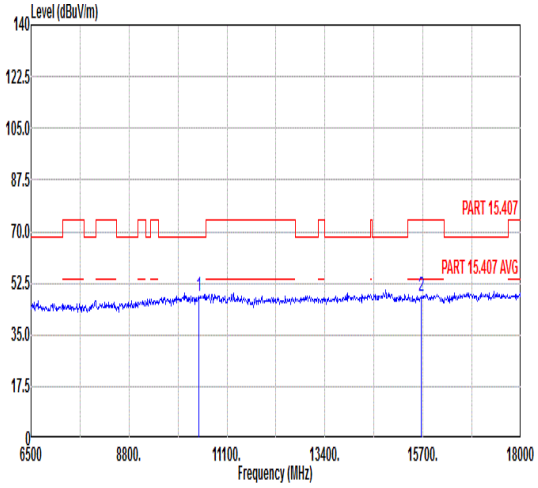 Freq Level Limit Line Margin Read Level Ant Factor Cable Loss Preamp Factor APos TPos Remark MHz dBuV/m dBuV/m dB dBuV dB/m dB dB cm deg 1 10440.00 47.85 68.30 -20.45 61.37 38.08 12.12 63.72 --- --- Peak 2 15660.00 47.86 74.00 -26.14 56.63 41.05 14.64 64.46 --- --- Peak

Mode	12	
	Band Edge - L	
	U-NII-1_5.15-5.25_802.11ax HE20_CH48_Full RU_5240MHz	
ANT	24+22	
Pol.	Horizontal	Fundamental
Peak	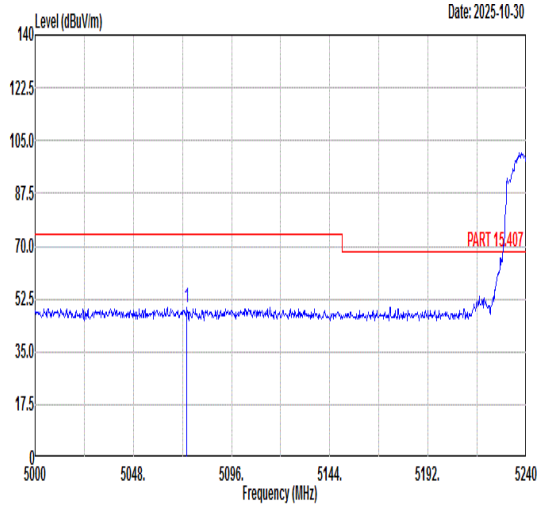 Freq Level Limit Line Margin (dB) Read Level Ant Factor Cable Loss Preamp Factor APos TPos Remark MHz dBuV/m dBuV/m dBuV dB/m dB dB cm deg 1 5074.16 49.55 74.00 -24.45 39.40 35.24 8.40 33.49 282 30 PEAK	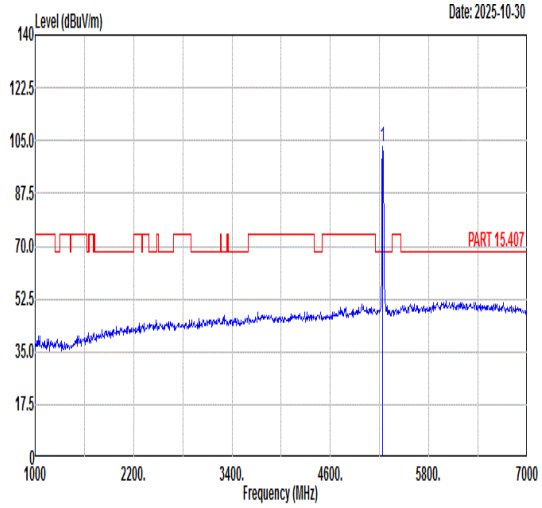 Freq Level Limit Line Margin (dB) Read Level Ant Factor Cable Loss Preamp Factor APos TPos Remark MHz dBuV/m dBuV/m dBuV dB/m dB dB cm deg 1 5240.00 102.96 ------ ------ 92.30 35.34 8.77 33.45 282 30 PEAK
Avg	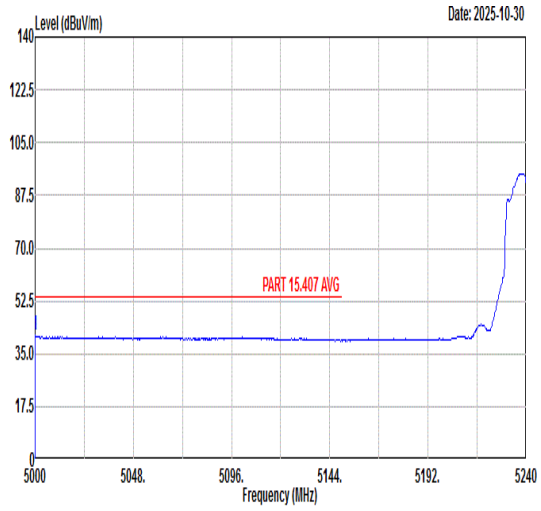 Freq Level Limit Line Margin (dB) Read Level Ant Factor Cable Loss Preamp Factor APos TPos Remark MHz dBuV/m dBuV/m dBuV dB/m dB dB cm deg 1 5000.00 41.06 54.00 -12.94 31.02 35.20 8.34 33.50 282 30 AVERAGE	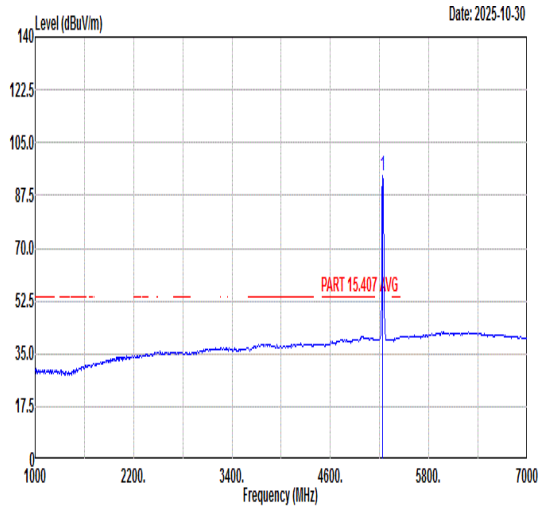 Freq Level Limit Line Margin (dB) Read Level Ant Factor Cable Loss Preamp Factor APos TPos Remark MHz dBuV/m dBuV/m dBuV dB/m dB dB cm deg 1 5240.00 93.88 ------ ------ 83.22 35.34 8.77 33.45 282 30 AVERAGE

Mode	12	
	Band Edge - R	
	U-NII-1_5.15-5.25_802.11ax HE20_CH48_Full RU_5240MHz	
ANT	24+22	
Pol.	Horizontal	Fundamental
Peak	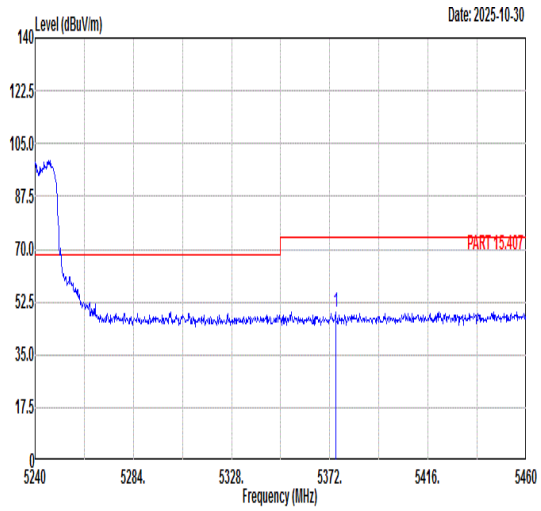 Freq Level Limit Line Margin (dB) Read Level Ant Factor Cable Loss Preamp Factor APos TPos Remark MHz dBuV/m dBuV/m dBuV dB/m dB dB cm deg 1 5374.64 49.28 74.00 -24.72 37.80 35.42 9.49 33.43 282 30 PEAK	Blank
Avg	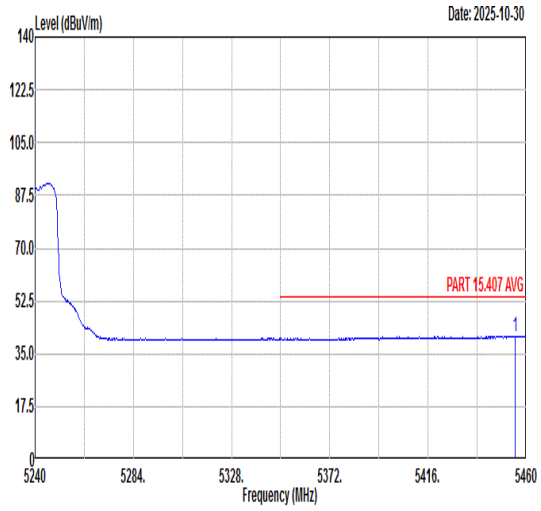 Freq Level Limit Line Margin (dB) Read Level Ant Factor Cable Loss Preamp Factor APos TPos Remark MHz dBuV/m dBuV/m dBuV dB/m dB dB cm deg 1 5455.16 40.91 54.00 -13.09 29.17 35.47 9.68 33.41 282 30 AVERAGE	Blank

Mode	12	
	Band Edge - L	
	U-NII-1_5.15-5.25_802.11ax HE20_CH48_Full RU_5240MHz	
ANT	24+22	
Pol.	Vertical	Fundamental
Peak	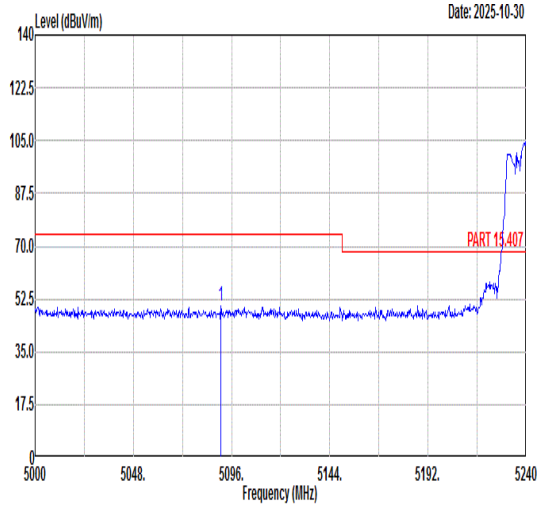 Freq Level Limit Line Margin (dB) Read Level Ant Factor Cable Loss Preamp Factor APos TPos Remark MHz dBuV/m dBuV/m dBuV dB/m dB dB cm deg 1 5090.72 50.08 74.00 -23.92 39.88 35.25 8.43 33.48 272 319 PEAK	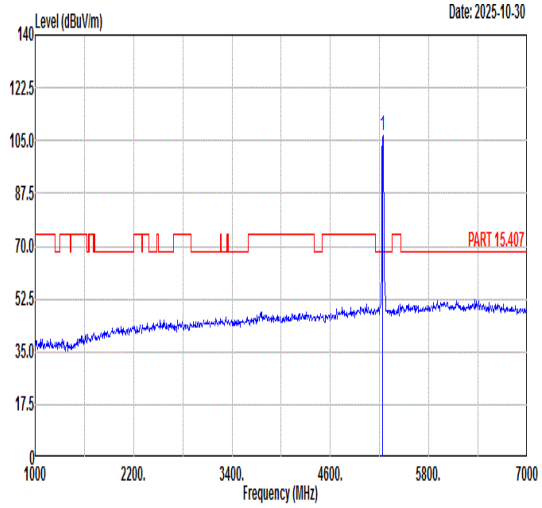 Freq Level Limit Line Margin (dB) Read Level Ant Factor Cable Loss Preamp Factor APos TPos Remark MHz dBuV/m dBuV/m dBuV dB/m dB dB cm deg 1 5240.00 106.97 ------ ------ 96.26 35.35 8.81 33.45 272 319 PEAK
Avg	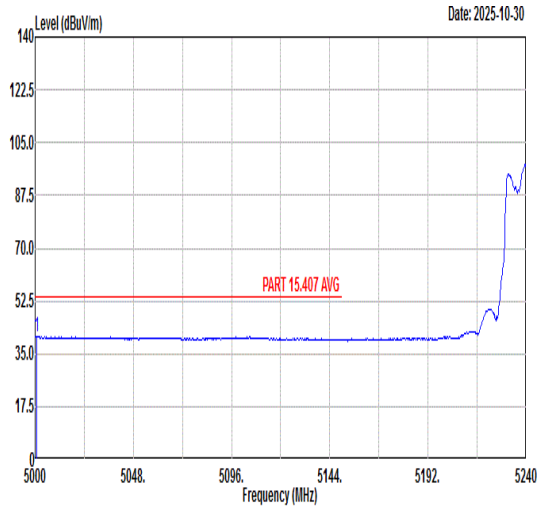 Freq Level Limit Line Margin (dB) Read Level Ant Factor Cable Loss Preamp Factor APos TPos Remark MHz dBuV/m dBuV/m dBuV dB/m dB dB cm deg 1 5000.96 40.73 54.00 -13.27 30.69 35.20 8.34 33.50 272 319 AVERAGE	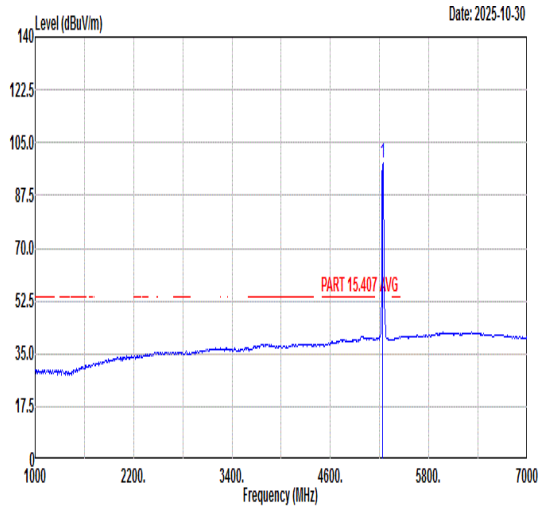 Freq Level Limit Line Margin (dB) Read Level Ant Factor Cable Loss Preamp Factor APos TPos Remark MHz dBuV/m dBuV/m dBuV dB/m dB dB cm deg 1 5240.00 98.14 ------ ------ 87.43 35.35 8.81 33.45 272 319 AVERAGE

Mode	12	
	Band Edge - R	
	U-NII-1_5.15-5.25_802.11ax HE20_CH48_Full RU_5240MHz	
ANT	24+22	
Pol.	Vertical	Fundamental
Peak	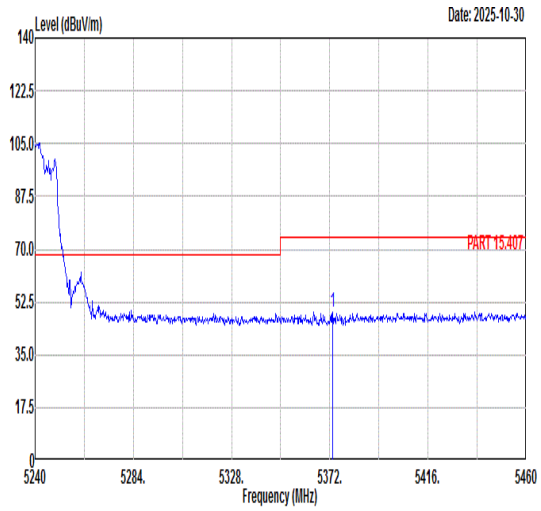 Freq Level Limit Line Margin (dB) Read Level Ant Factor Cable Loss Preamp Factor APos TPos Remark MHz dBuV/m dBuV/m dBuV dB/m dB dB cm deg 1 5373.32 49.28 74.00 -24.72 37.80 35.42 9.49 33.43 272 319 PEAK	Blank
Avg	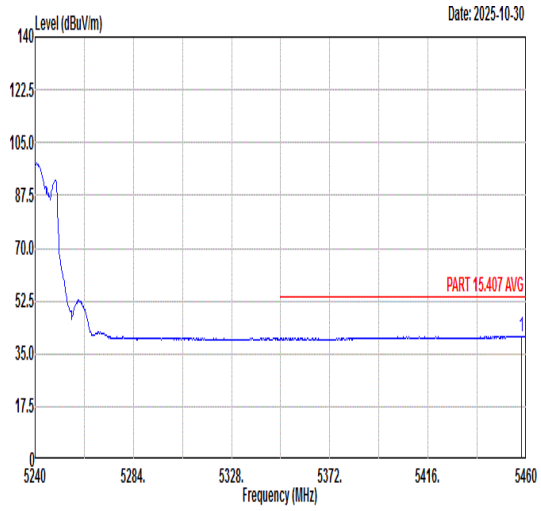 Freq Level Limit Line Margin (dB) Read Level Ant Factor Cable Loss Preamp Factor APos TPos Remark MHz dBuV/m dBuV/m dBuV dB/m dB dB cm deg 1 5457.80 40.92 54.00 -13.08 29.17 35.47 9.69 33.41 272 319 AVERAGE	Blank

Mode	12	
	Harmonic	
	U-NII-1_5.15-5.25_802.11ax HE20_CH48_Full RU_5240MHz	
ANT	24+22	
Pol.	Horizontal	Vertical
Peak Avg	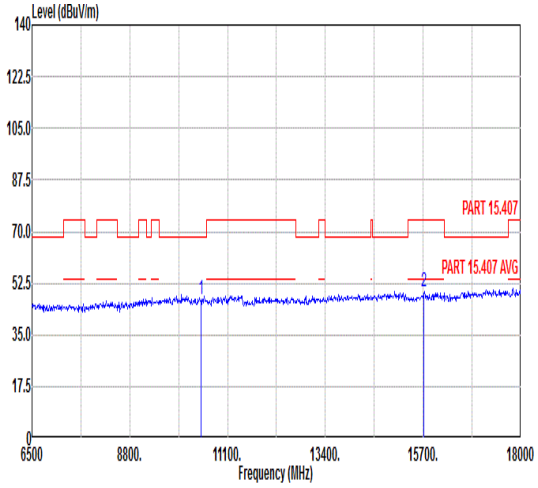 Freq Level Limit Line Margin Read Level Ant Factor Cable Loss Preamp Factor APos TPos Remark MHz dBuV/m dBuV/m dB dBuV dB/m dB dB cm deg 1 10480.00 46.80 68.30 -21.50 60.27 38.09 12.15 63.71 --- --- Peak 2 15720.00 49.44 74.00 -24.56 58.16 41.12 14.66 64.50 --- --- Peak	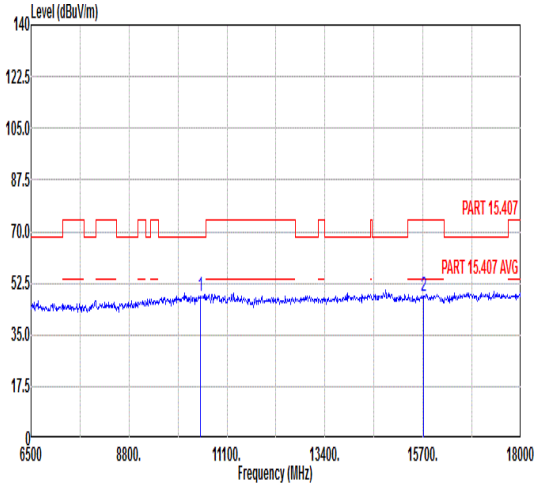 Freq Level Limit Line Margin Read Level Ant Factor Cable Loss Preamp Factor APos TPos Remark MHz dBuV/m dBuV/m dB dBuV dB/m dB dB cm deg 1 10480.00 48.14 68.30 -20.16 61.61 38.09 12.15 63.71 --- --- Peak 2 15720.00 48.10 74.00 -25.90 56.82 41.12 14.66 64.50 --- --- Peak

Mode	13	
	Band Edge - L	
	U-NII-2A_5.25-5.35_802.11ax HE20_CH52_Full RU_5260MHz	
ANT	24+22	
Pol.	Horizontal	Fundamental
Peak	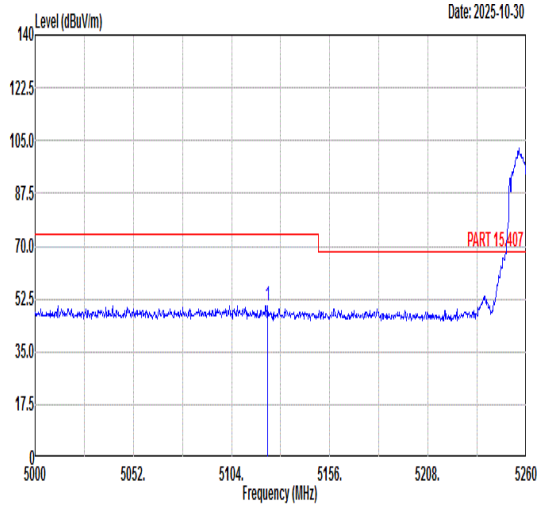 Freq Level Limit Line Margin (dB) Read Level Ant Factor Cable Loss Preamp Factor APos TPos Remark MHz dBuV/m dBuV/m dBuV dB/m dB dB cm deg 1 5122.98 50.40 74.00 -23.60 40.12 35.27 8.49 33.48 400 163 PEAK	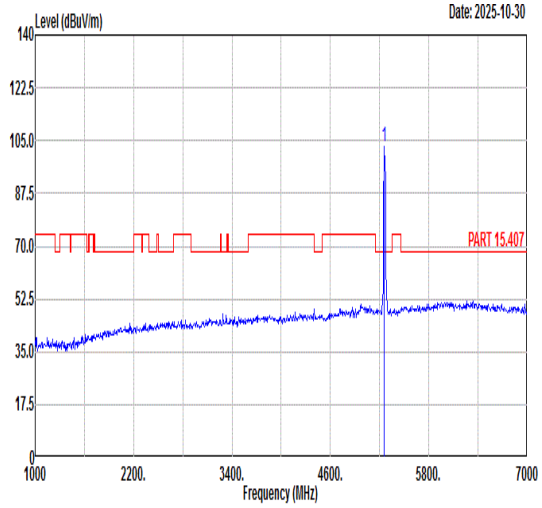 Freq Level Limit Line Margin (dB) Read Level Ant Factor Cable Loss Preamp Factor APos TPos Remark MHz dBuV/m dBuV/m dBuV dB/m dB dB cm deg 1 5260.00 103.02 ------ ------ 92.25 35.35 8.87 33.45 400 163 PEAK
Avg	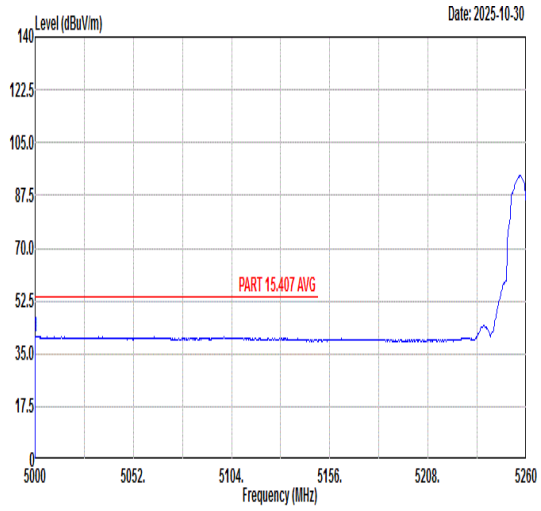 Freq Level Limit Line Margin (dB) Read Level Ant Factor Cable Loss Preamp Factor APos TPos Remark MHz dBuV/m dBuV/m dBuV dB/m dB dB cm deg 1 5000.00 40.81 54.00 -13.19 30.77 35.20 8.34 33.50 400 163 AVERAGE	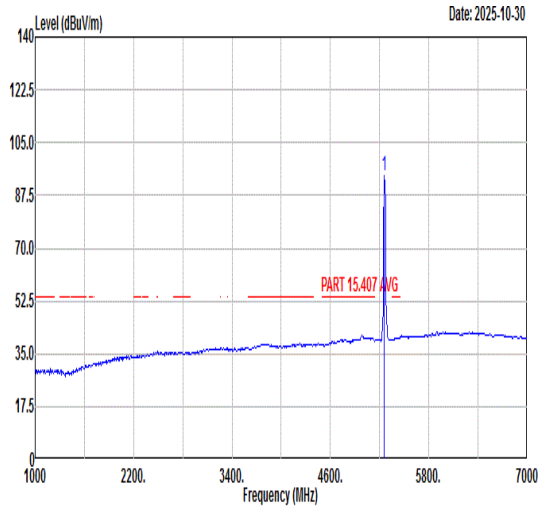 Freq Level Limit Line Margin (dB) Read Level Ant Factor Cable Loss Preamp Factor APos TPos Remark MHz dBuV/m dBuV/m dBuV dB/m dB dB cm deg 1 5260.00 94.02 ------ ------ 83.25 35.35 8.87 33.45 400 163 AVERAGE

Mode	13	
	Band Edge - R	
	U-NII-2A_5.25-5.35_802.11ax HE20_CH52_Full RU_5260MHz	
ANT	24+22	
Pol.	Horizontal	Fundamental
Peak	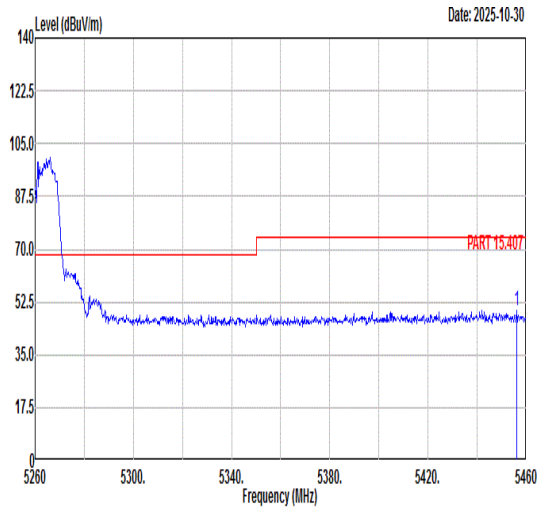 Freq Level Limit Line Margin (dB) Read Level Ant Factor Cable Loss Preamp Factor APos TPos Remark MHz dBuV/m dBuV/m dBuV dB/m dB dB cm deg 1 5456.00 49.66 74.00 -24.34 37.91 35.47 9.69 33.41 400 163 PEAK	Blank
Avg	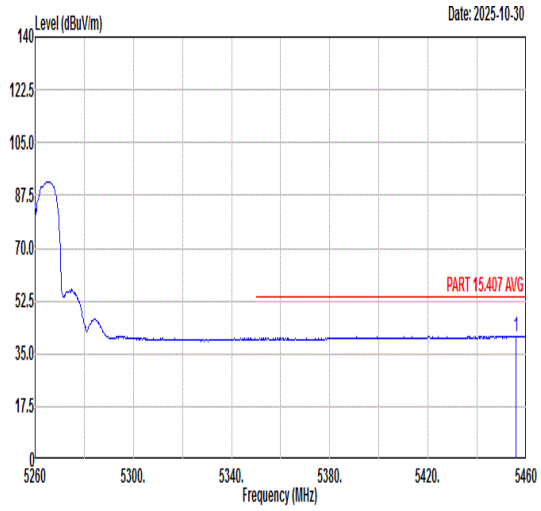 Freq Level Limit Line Margin (dB) Read Level Ant Factor Cable Loss Preamp Factor APos TPos Remark MHz dBuV/m dBuV/m dBuV dB/m dB dB cm deg 1 5455.80 40.90 54.00 -13.10 29.15 35.47 9.69 33.41 400 163 AVERAGE	Blank

Mode	13	
	Band Edge - L	
	U-NII-2A_5.25-5.35_802.11ax HE20_CH52_Full RU_5260MHz	
ANT	24+22	
Pol.	Vertical	Fundamental
Peak	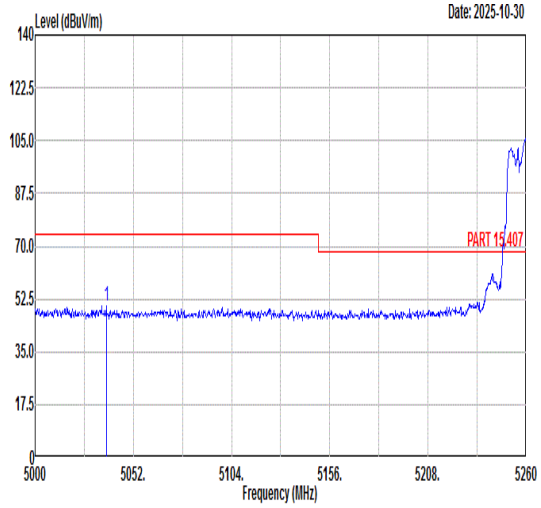 Freq Level Limit Line Margin (dB) Read Level Ant Factor Cable Loss Preamp Factor APos TPos Remark MHz dBuV/m dBuV/m dBuV dB/m dB dB cm deg 1 5037.70 49.97 74.00 -24.03 39.91 35.22 8.33 33.49 269 319 PEAK	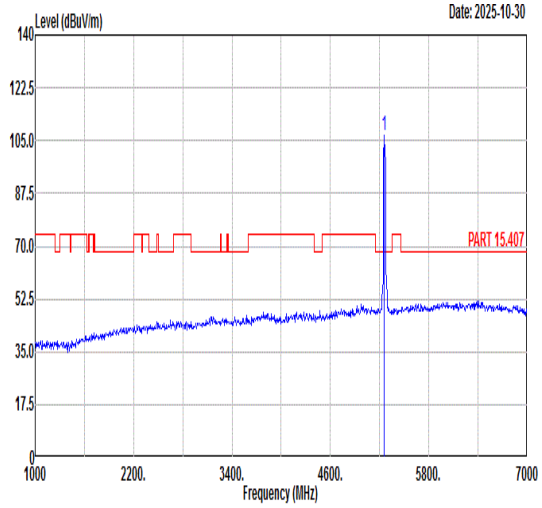 Freq Level Limit Line Margin (dB) Read Level Ant Factor Cable Loss Preamp Factor APos TPos Remark MHz dBuV/m dBuV/m dBuV dB/m dB dB cm deg 1 5260.00 106.76 ------ ------ 95.95 35.36 8.90 33.45 269 319 PEAK
Avg	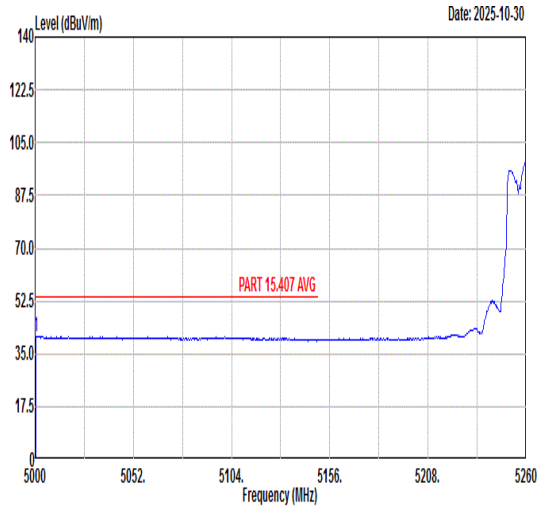 Freq Level Limit Line Margin (dB) Read Level Ant Factor Cable Loss Preamp Factor APos TPos Remark MHz dBuV/m dBuV/m dBuV dB/m dB dB cm deg 1 5000.26 40.76 54.00 -13.24 30.72 35.20 8.34 33.50 269 319 AVERAGE	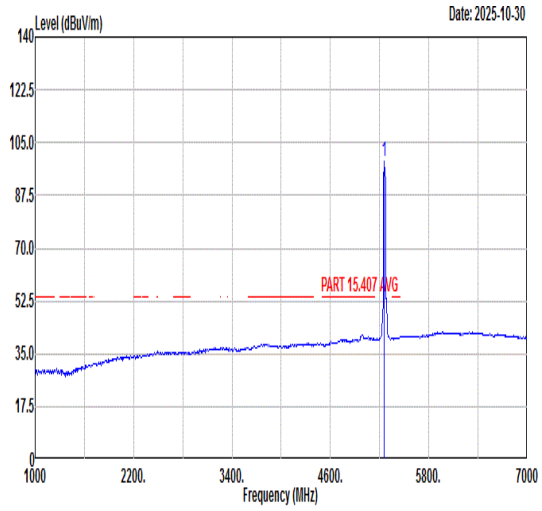 Freq Level Limit Line Margin (dB) Read Level Ant Factor Cable Loss Preamp Factor APos TPos Remark MHz dBuV/m dBuV/m dBuV dB/m dB dB cm deg 1 5260.00 98.75 ------ ------ 87.94 35.36 8.90 33.45 269 319 AVERAGE

Mode	13	
	Band Edge - R	
	U-NII-2A_5.25-5.35_802.11ax HE20_CH52_Full RU_5260MHz	
ANT	24+22	
Pol.	Vertical	Fundamental
Peak	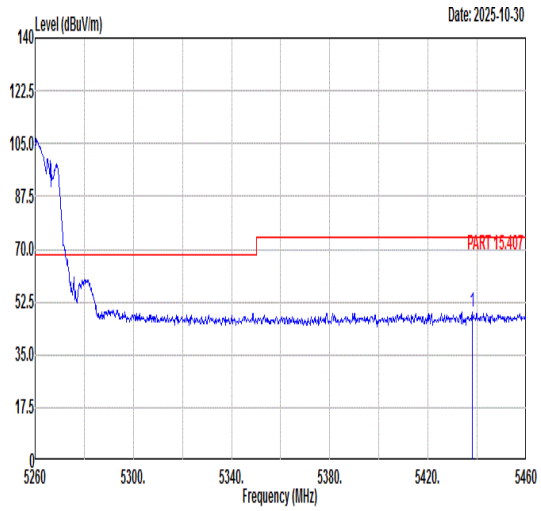 Freq Level Limit Line Margin (dB) Read Level Ant Factor Cable Loss Preamp Factor APos TPos Remark MHz dBuV/m dBuV/m dBuV dB/m dB dB cm deg 1 5438.00 49.05 74.00 -24.95 37.32 35.46 9.68 33.41 269 319 PEAK	Blank
Avg	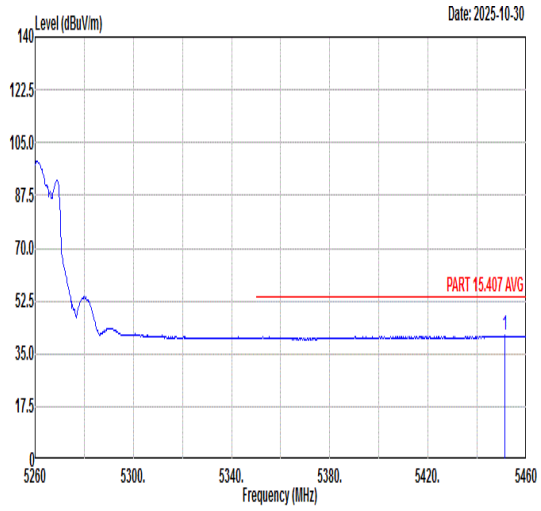 Freq Level Limit Line Margin (dB) Read Level Ant Factor Cable Loss Preamp Factor APos TPos Remark MHz dBuV/m dBuV/m dBuV dB/m dB dB cm deg 1 5451.20 40.97 54.00 -13.03 29.23 35.47 9.68 33.41 269 319 AVERAGE	Blank

Mode	13	
	Harmonic	
	U-NII-2A_5.25-5.35_802.11ax HE20_CH52_Full RU_5260MHz	
ANT	24+22	
Pol.	Horizontal	Vertical
Peak Avg	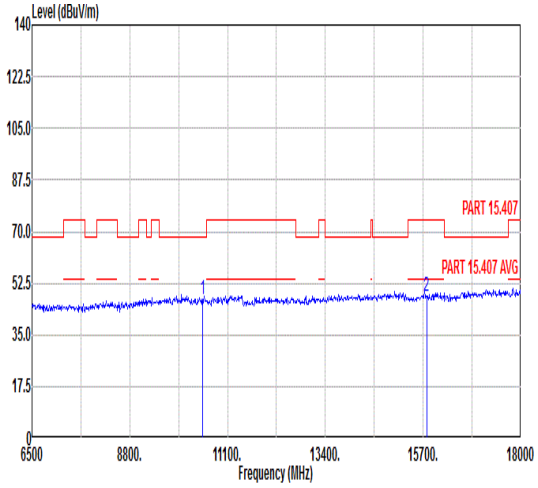 Freq Level Limit Line Margin Read Level Ant Factor Cable Loss Preamp Factor APos TPos Remark MHz dBuV/m dBuV/m dB dBuV dB/m dB dB cm deg 1 10520.00 46.79 68.30 -21.51 60.19 38.11 12.18 63.69 --- --- Peak 2 15780.00 48.05 74.00 -25.95 56.73 41.18 14.69 64.55 --- --- Peak	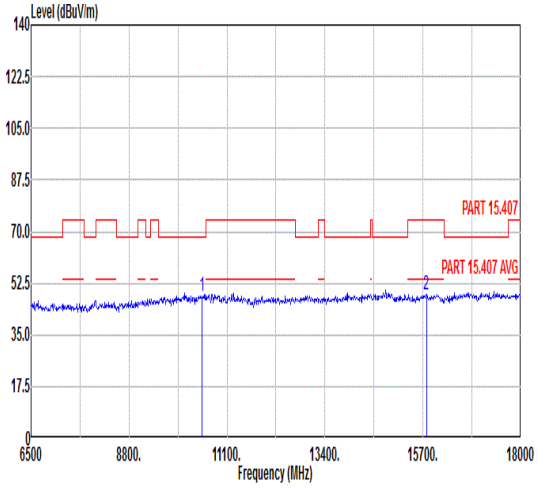 Freq Level Limit Line Margin Read Level Ant Factor Cable Loss Preamp Factor APos TPos Remark MHz dBuV/m dBuV/m dB dBuV dB/m dB dB cm deg 1 10520.00 47.94 68.30 -20.36 61.34 38.11 12.18 63.69 --- --- Peak 2 15780.00 48.75 74.00 -25.25 57.43 41.18 14.69 64.55 --- --- Peak

Mode	14	
	Harmonic	
	U-NII-2A_5.25-5.35_802.11ax HE20_CH60_Full RU_5300MHz	
ANT	24+22	
Pol.	Horizontal	Vertical
Peak Avg	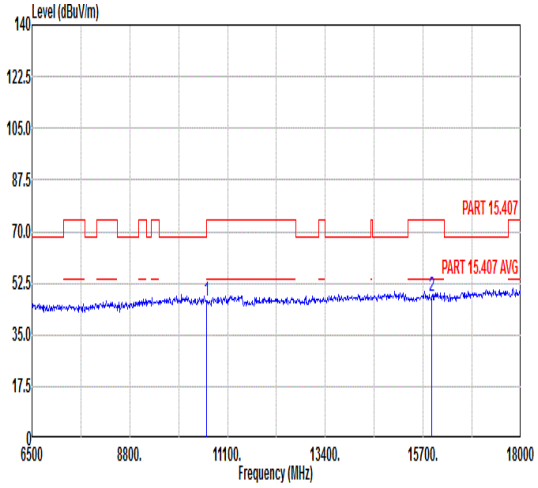 Freq Level Limit Line Margin Read Level Ant Factor Cable Loss Preamp Factor APos TPos Remark MHz dBuV/m dBuV/m dB dBuV dB/m dB dB cm deg 1 10600.00 46.59 74.00 -27.41 59.88 38.14 12.23 63.66 --- --- Peak 2 15900.00 48.32 74.00 -25.68 56.88 41.32 14.75 64.63 --- --- Peak	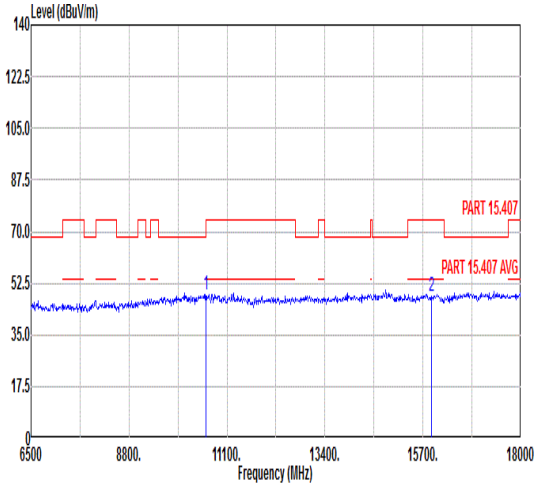 Freq Level Limit Line Margin Read Level Ant Factor Cable Loss Preamp Factor APos TPos Remark MHz dBuV/m dBuV/m dB dBuV dB/m dB dB cm deg 1 10600.00 48.57 74.00 -25.43 61.86 38.14 12.23 63.66 --- --- Peak 2 15900.00 48.16 74.00 -25.84 56.72 41.32 14.75 64.63 --- --- Peak

Mode	15	
	Band Edge	
	U-NII-2A_5.25-5.35_802.11ax HE20_CH64_Full RU_5320MHz	
ANT	24+22	
Pol.	Horizontal	Fundamental
Peak	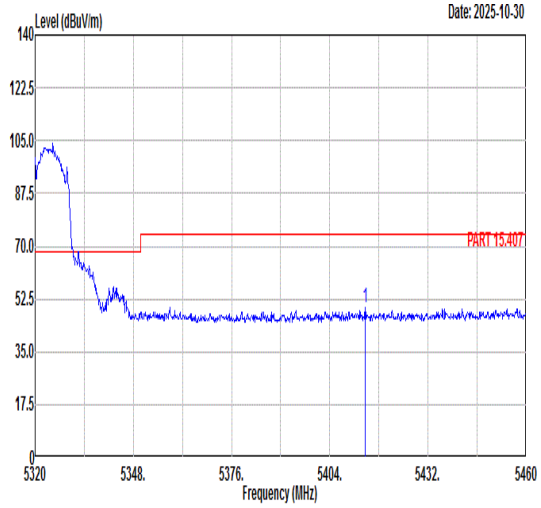 Freq Level Limit Line Margin (dB) Read Level Ant Factor Cable Loss Preamp Factor APos TPos Remark MHz dBuV/m dBuV/m dBuV dB/m dB dB cm deg 1 5414.08 49.61 74.00 -24.39 37.92 35.45 9.66 33.42 400 51 PEAK	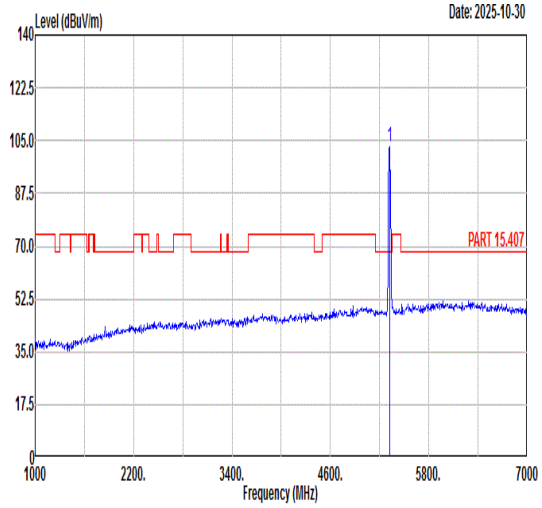 Freq Level Limit Line Margin (dB) Read Level Ant Factor Cable Loss Preamp Factor APos TPos Remark MHz dBuV/m dBuV/m dBuV dB/m dB dB cm deg 1 5320.00 103.16 ------ ------ 91.95 35.40 9.24 33.43 400 51 PEAK
Avg	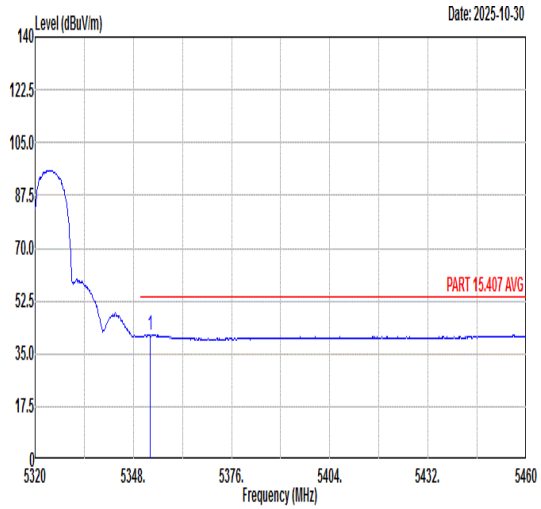 Freq Level Limit Line Margin (dB) Read Level Ant Factor Cable Loss Preamp Factor APos TPos Remark MHz dBuV/m dBuV/m dBuV dB/m dB dB cm deg 1 5352.76 41.32 54.00 -12.68 29.96 35.41 9.38 33.43 400 51 AVERAGE	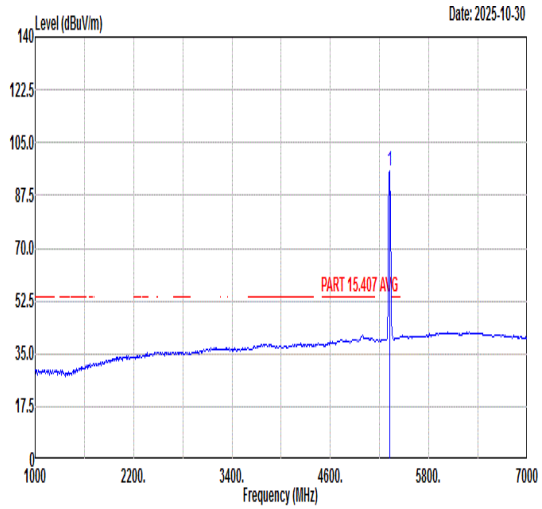 Freq Level Limit Line Margin (dB) Read Level Ant Factor Cable Loss Preamp Factor APos TPos Remark MHz dBuV/m dBuV/m dBuV dB/m dB dB cm deg 1 5320.00 95.65 ------ ------ 84.44 35.40 9.24 33.43 400 51 AVERAGE

Mode	15	
	Band Edge	
	U-NII-2A_5.25-5.35_802.11ax HE20_CH64_Full RU_5320MHz	
ANT	24+22	
Pol.	Vertical	Fundamental
Peak	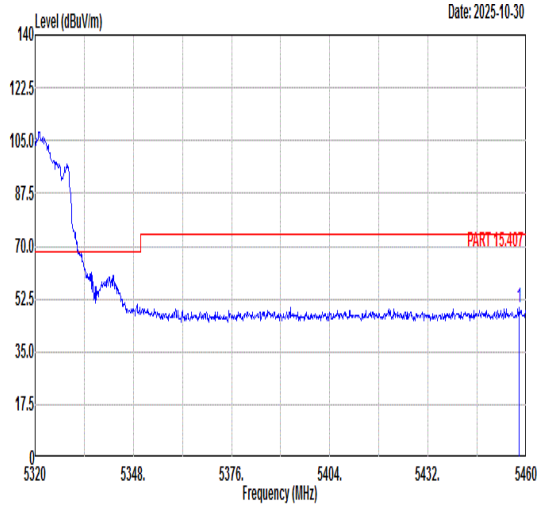 Freq Level Limit Line Margin (dB) Read Level Ant Factor Cable Loss Preamp Factor APos TPos Remark MHz dBuV/m dBuV/m dBuV dB/m dB dB cm deg 1 5457.90 49.60 74.00 -24.40 37.85 35.47 9.69 33.41 177 292 PEAK	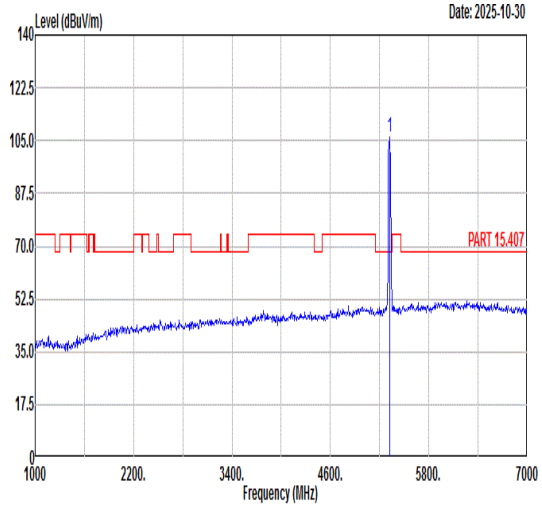 Freq Level Limit Line Margin (dB) Read Level Ant Factor Cable Loss Preamp Factor APos TPos Remark MHz dBuV/m dBuV/m dBuV dB/m dB dB cm deg 1 5320.00 106.18 ------ ------ 95.02 35.39 9.21 33.44 177 292 PEAK
Avg	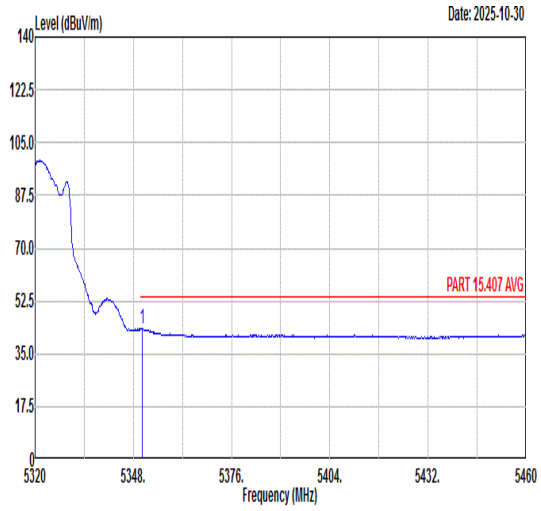 Freq Level Limit Line Margin (dB) Read Level Ant Factor Cable Loss Preamp Factor APos TPos Remark MHz dBuV/m dBuV/m dBuV dB/m dB dB cm deg 1 5350.52 43.20 54.00 -10.80 31.85 35.41 9.37 33.43 177 292 AVERAGE	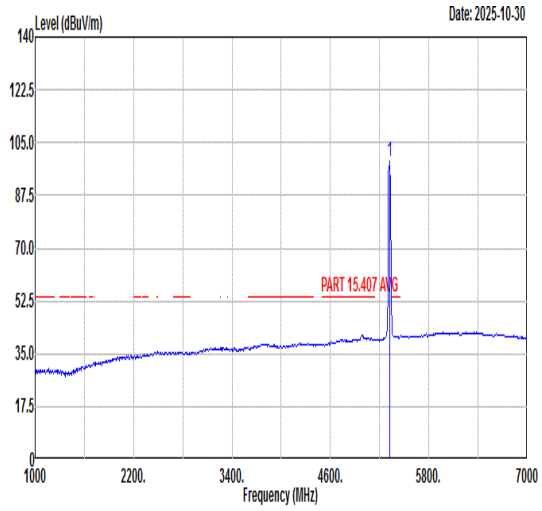 Freq Level Limit Line Margin (dB) Read Level Ant Factor Cable Loss Preamp Factor APos TPos Remark MHz dBuV/m dBuV/m dBuV dB/m dB dB cm deg 1 5320.00 98.95 ------ ------ 87.79 35.39 9.21 33.44 177 292 AVERAGE

Mode	15	
	Harmonic	
	U-NII-2A_5.25-5.35_802.11ax HE20_CH64_Full RU_5320MHz	
ANT	24+22	
Pol.	Horizontal	Vertical
Peak Avg	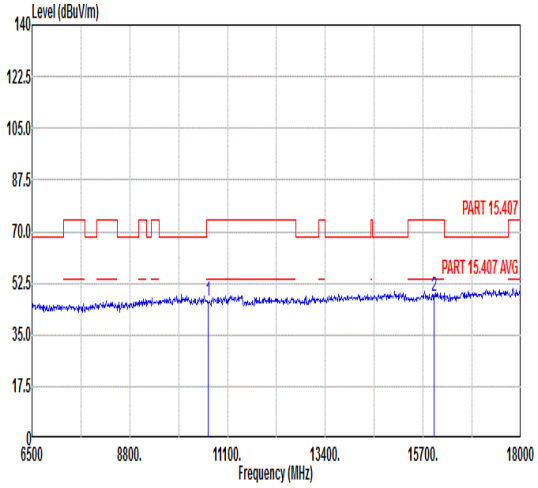 Freq Level Limit Line Margin Read Level Ant Factor Cable Loss Preamp Factor APos TPos Remark MHz dBuV/m dBuV/m dB dBuV dB/m dB dB cm deg 1 10640.00 46.45 74.00 -27.55 59.67 38.16 12.26 63.64 --- --- Peak 2 15960.00 48.21 74.00 -25.79 56.72 41.39 14.77 64.67 --- --- Peak	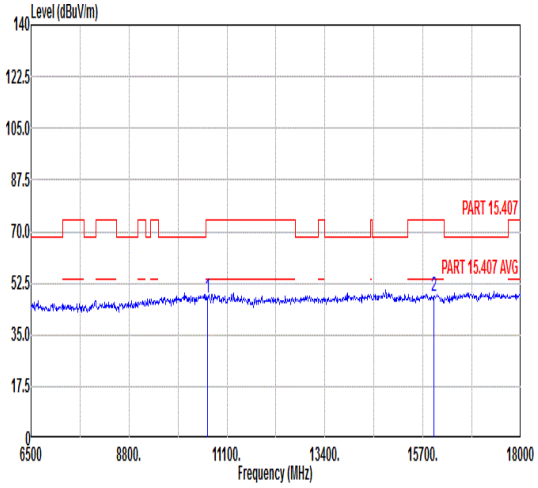 Freq Level Limit Line Margin Read Level Ant Factor Cable Loss Preamp Factor APos TPos Remark MHz dBuV/m dBuV/m dB dBuV dB/m dB dB cm deg 1 10640.00 47.53 74.00 -26.47 60.75 38.16 12.26 63.64 --- --- Peak 2 15960.00 47.81 74.00 -26.19 56.32 41.39 14.77 64.67 --- --- Peak

Mode	16	
	Band Edge	
	U-NII-2C_5.47-5.725_802.11ax HE20_CH100_Full RU_5500MHz	
ANT	24+22	
Pol.	Horizontal	Fundamental
Peak	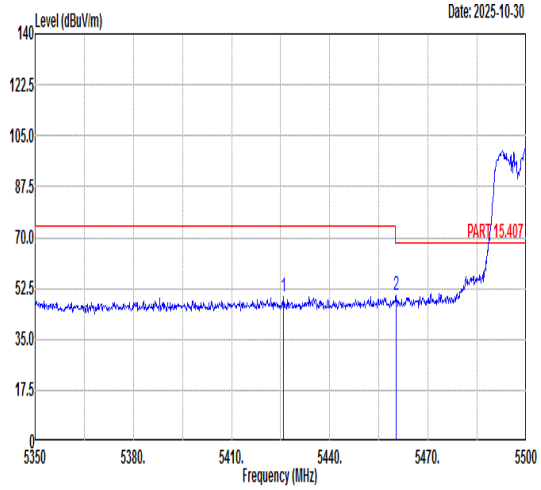 Freq Level Limit Line Margin (dB) Read Level Ant Factor Cable Loss Preamp Factor APos TPos Remark MHz dBuV/m dBuV/m dBuV dB/m dB dB cm deg 1 5425.75 49.67 74.00 -24.33 37.95 35.46 9.67 33.41 369 136 PEAK 2 5460.25 50.11 68.30 -18.19 38.35 35.48 9.69 33.41 369 136 PEAK	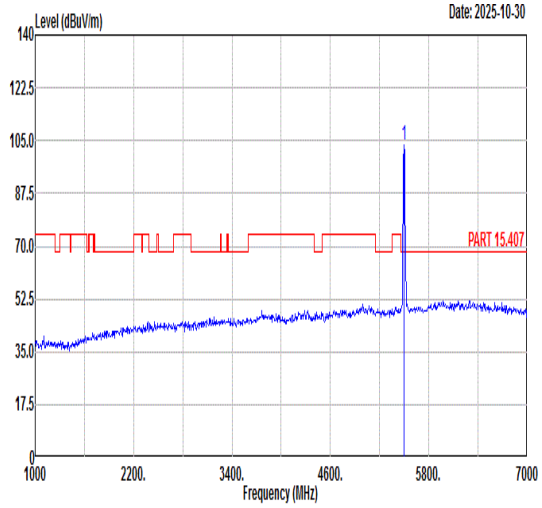 Freq Level Limit Line Margin (dB) Read Level Ant Factor Cable Loss Preamp Factor APos TPos Remark MHz dBuV/m dBuV/m dBuV dB/m dB dB cm deg 1 5500.00 103.34 ------ ------ 91.54 35.50 9.70 33.40 369 136 PEAK
Avg	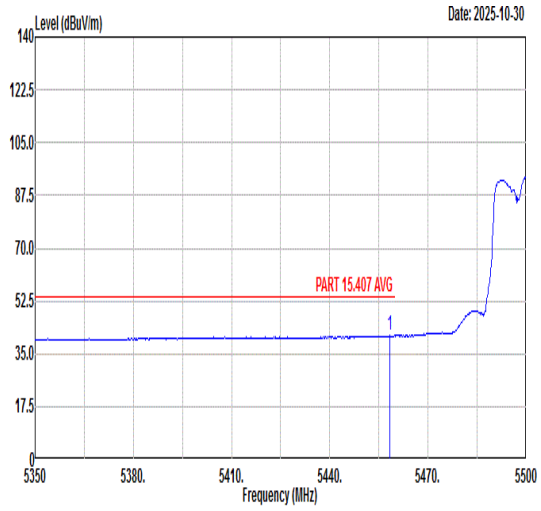 Freq Level Limit Line Margin (dB) Read Level Ant Factor Cable Loss Preamp Factor APos TPos Remark MHz dBuV/m dBuV/m dBuV dB/m dB dB cm deg 1 5458.30 41.01 54.00 -12.99 29.26 35.47 9.69 33.41 369 136 AVERAGE	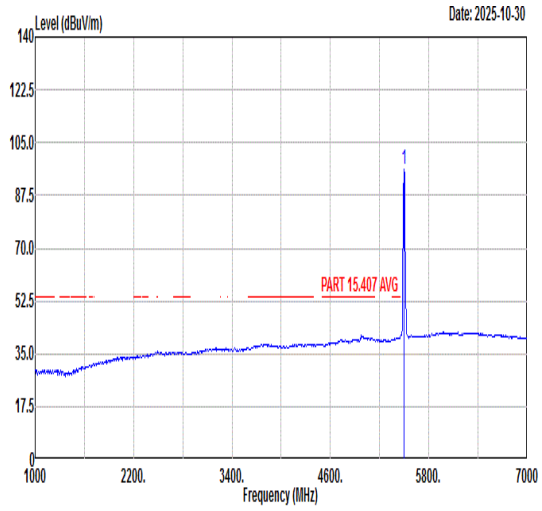 Freq Level Limit Line Margin (dB) Read Level Ant Factor Cable Loss Preamp Factor APos TPos Remark MHz dBuV/m dBuV/m dBuV dB/m dB dB cm deg 1 5500.00 96.11 ------ ------ 84.30 35.50 9.71 33.40 369 136 AVERAGE

Mode	16	
	Band Edge	
	U-NII-2C_5.47-5.725_802.11ax HE20_CH100_Full RU_5500MHz	
ANT	24+22	
Pol.	Vertical	Fundamental
Peak	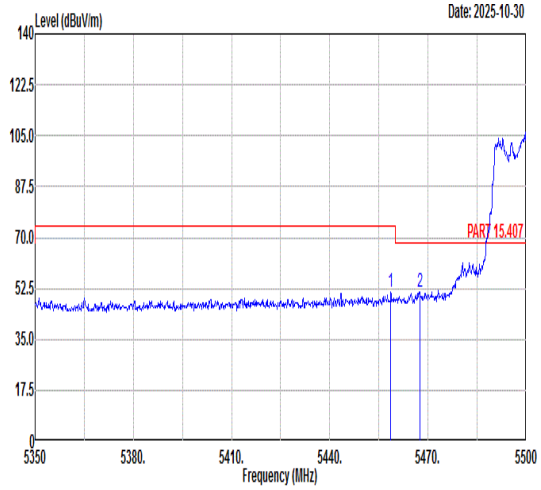 Freq Level Limit Line Margin (dB) Read Level Ant Factor Cable Loss Preamp Factor APos TPos Remark MHz dBuV/m dBuV/m dBuV dB/m dB dB cm deg 1 5458.60 51.05 74.00 -22.95 39.29 35.48 9.69 33.41 207 321 PEAK 2 5467.45 51.06 68.30 -17.24 39.30 35.48 9.69 33.41 207 321 PEAK	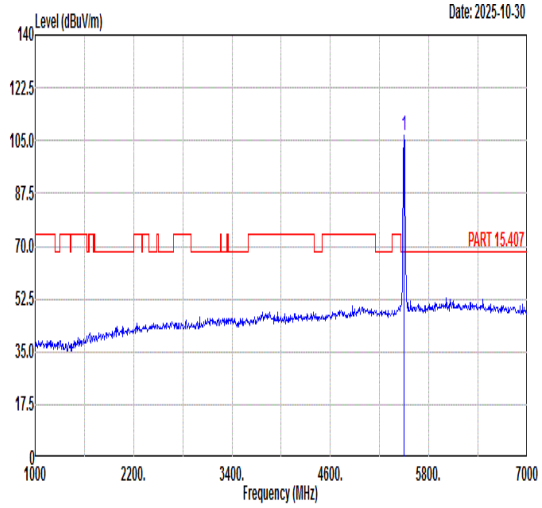 Freq Level Limit Line Margin (dB) Read Level Ant Factor Cable Loss Preamp Factor APos TPos Remark MHz dBuV/m dBuV/m dBuV dB/m dB dB cm deg 1 5500.00 106.85 ------ ------ 95.04 35.50 9.71 33.40 207 321 PEAK
Avg	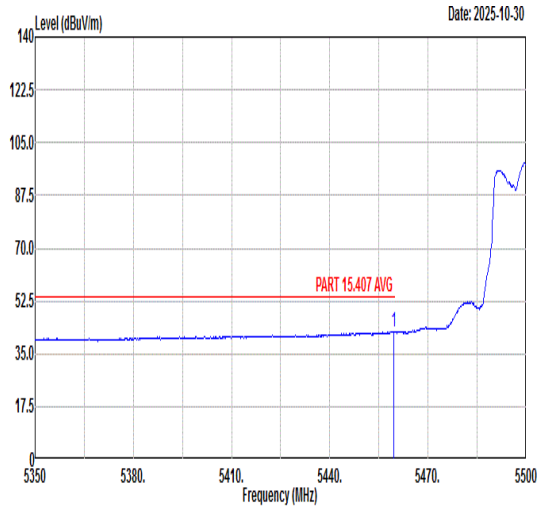 Freq Level Limit Line Margin (dB) Read Level Ant Factor Cable Loss Preamp Factor APos TPos Remark MHz dBuV/m dBuV/m dBuV dB/m dB dB cm deg 1 5459.50 42.36 54.00 -11.64 30.60 35.48 9.69 33.41 207 321 AVERAGE	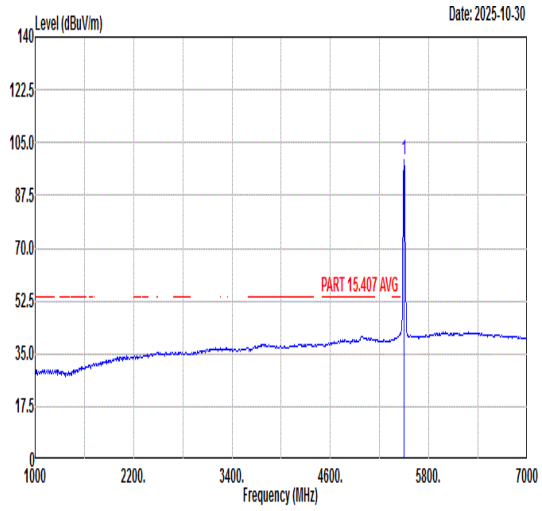 Freq Level Limit Line Margin (dB) Read Level Ant Factor Cable Loss Preamp Factor APos TPos Remark MHz dBuV/m dBuV/m dBuV dB/m dB dB cm deg 1 5500.00 99.29 ------ ------ 87.48 35.50 9.71 33.40 207 321 AVERAGE

Mode	16	
	Harmonic	
	U-NII-2C_5.47-5.725_802.11ax HE20_CH100_Full RU_5500MHz	
ANT	24+22	
Pol.	Horizontal	Vertical
Peak Avg	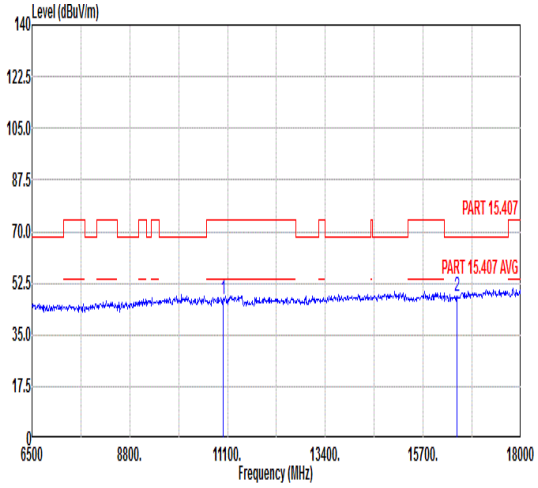 Freq Level Limit Line Margin Read Level Ant Factor Cable Loss Preamp Factor APos TPos Remark MHz dBuV/m dBuV/m dB dBuV dB/m dB dB cm deg 1 11000.00 47.08 74.00 -26.92 59.76 38.30 12.52 63.50 --- --- Peak 2 16500.00 47.87 68.30 -20.43 55.45 42.00 15.17 64.75 --- --- Peak	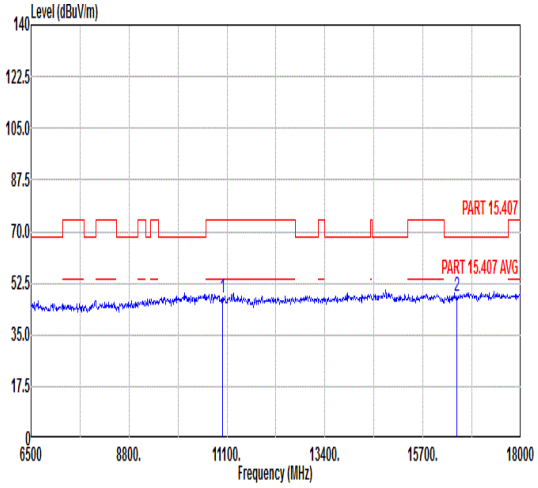 Freq Level Limit Line Margin Read Level Ant Factor Cable Loss Preamp Factor APos TPos Remark MHz dBuV/m dBuV/m dB dBuV dB/m dB dB cm deg 1 11000.00 47.78 74.00 -26.22 60.46 38.30 12.52 63.50 --- --- Peak 2 16500.00 48.32 68.30 -19.98 55.90 42.00 15.17 64.75 --- --- Peak

Mode	17	
	Harmonic	
	U-NII-2C_5.47-5.725_802.11ax HE20_CH116_Full RU_5580MHz	
ANT	24+22	
Pol.	Horizontal	Vertical
Peak Avg	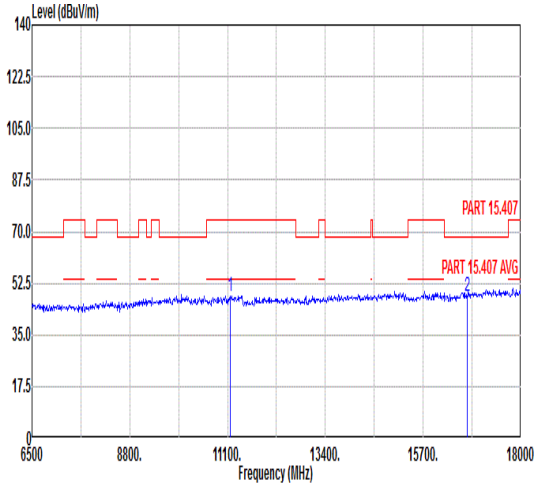 Freq Level Limit Line Margin Read Level Ant Factor Cable Loss Preamp Factor APos TPos Remark MHz dBuV/m dBuV/m dB dBuV dB/m dB dB cm deg 1 11160.00 48.13 74.00 -25.87 60.75 38.35 12.64 63.61 --- --- Peak 2 16740.00 48.12 68.30 -20.18 55.27 42.27 15.35 64.77 --- --- Peak	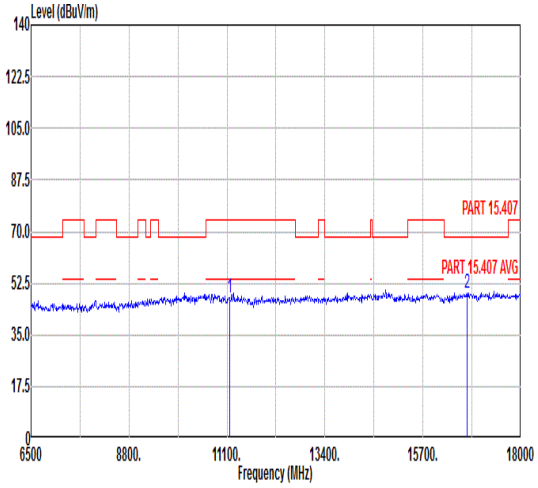 Freq Level Limit Line Margin Read Level Ant Factor Cable Loss Preamp Factor APos TPos Remark MHz dBuV/m dBuV/m dB dBuV dB/m dB dB cm deg 1 11160.00 47.67 74.00 -26.33 60.29 38.35 12.64 63.61 --- --- Peak 2 16740.00 48.91 68.30 -19.39 56.06 42.27 15.35 64.77 --- --- Peak

Mode	18	
	Band Edge	
	U-NII-2C_5.47-5.725_802.11ax HE20_CH140_Full RU_5700MHz	
ANT	24+22	
Pol.	Horizontal	Fundamental
Peak	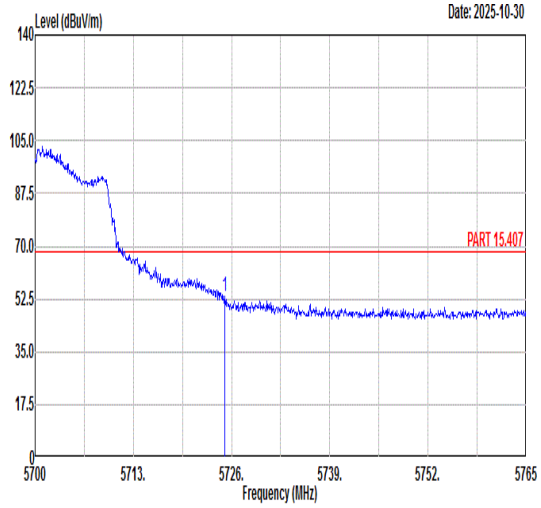 Freq Level Limit Line Margin (dB) Read Level Ant Factor Cable Loss Preamp Factor APos TPos Remark MHz dBuV/m dBuV/m dBuV dB/m dB dB cm deg 1 5725.09 53.10 68.30 -15.20 40.71 35.82 10.02 33.45 171 130 PEAK	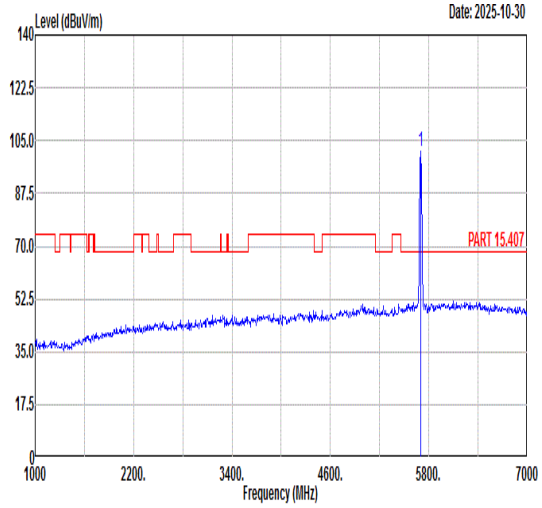 Freq Level Limit Line Margin (dB) Read Level Ant Factor Cable Loss Preamp Factor APos TPos Remark MHz dBuV/m dBuV/m dBuV dB/m dB dB cm deg 1 5700.00 101.40 ------ ------ 89.08 35.79 9.97 33.44 171 130 PEAK
Avg	Blank	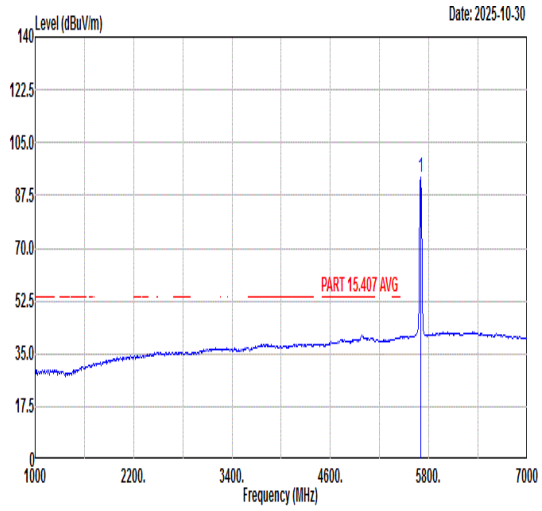 Freq Level Limit Line Margin (dB) Read Level Ant Factor Cable Loss Preamp Factor APos TPos Remark MHz dBuV/m dBuV/m dBuV dB/m dB dB cm deg 1 5700.00 93.76 ------ ------ 81.44 35.79 9.97 33.44 171 130 AVERAGE

Mode	18	
	Band Edge	
	U-NII-2C_5.47-5.725_802.11ax HE20_CH140_Full RU_5700MHz	
ANT	24+22	
Pol.	Vertical	Fundamental
Peak	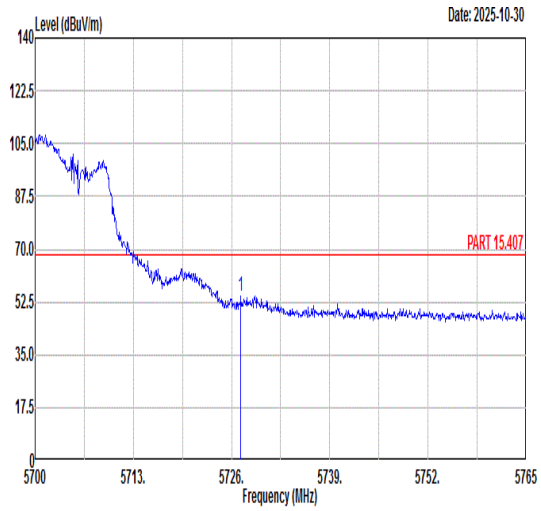 Freq Level Limit Line Margin (dB) Read Level Ant Factor Cable Loss Preamp Factor APos TPos Remark MHz dBuV/m dBuV/m dBuV dB/m dB dB cm deg 1 5727.24 54.58 68.30 -13.72 42.19 35.82 10.02 33.45 191 276 PEAK	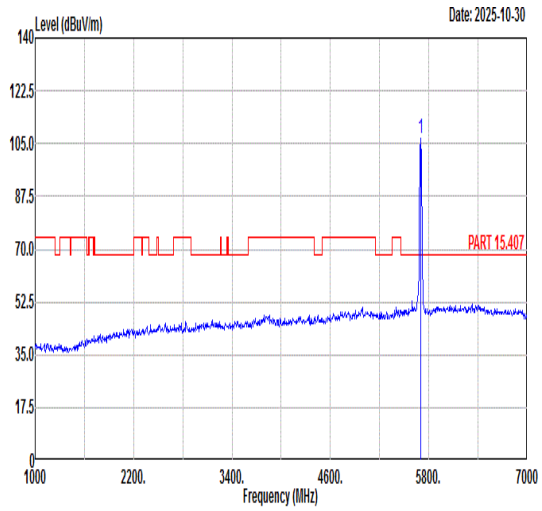 Freq Level Limit Line Margin (dB) Read Level Ant Factor Cable Loss Preamp Factor APos TPos Remark MHz dBuV/m dBuV/m dBuV dB/m dB dB cm deg 1 5700.00 106.91 ------ ------ 94.59 35.79 9.97 33.44 191 276 PEAK
Avg	Blank	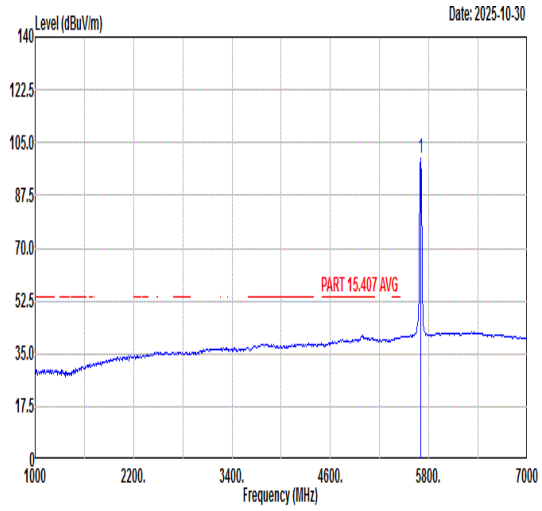 Freq Level Limit Line Margin (dB) Read Level Ant Factor Cable Loss Preamp Factor APos TPos Remark MHz dBuV/m dBuV/m dBuV dB/m dB dB cm deg 1 5700.00 99.62 ------ ------ 87.32 35.78 9.96 33.44 191 276 AVERAGE

Mode	18	
	Harmonic	
	U-NII-2C_5.47-5.725_802.11ax HE20_CH140_Full RU_5700MHz	
ANT	24+22	
Pol.	Horizontal	Vertical
Peak Avg	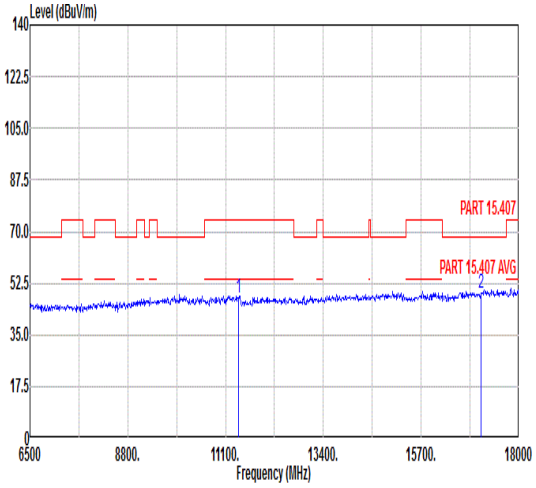 Freq Level Limit Line Margin Read Level Ant Factor Cable Loss Preamp Factor APos TPos Remark MHz dBuV/m dBuV/m dB dBuV dB/m dB dB cm deg 1 11400.00 47.54 74.00 -26.46 60.09 38.42 12.81 63.78 --- --- Peak 2 17100.00 49.34 68.30 -18.96 55.95 42.68 15.62 64.91 --- --- Peak	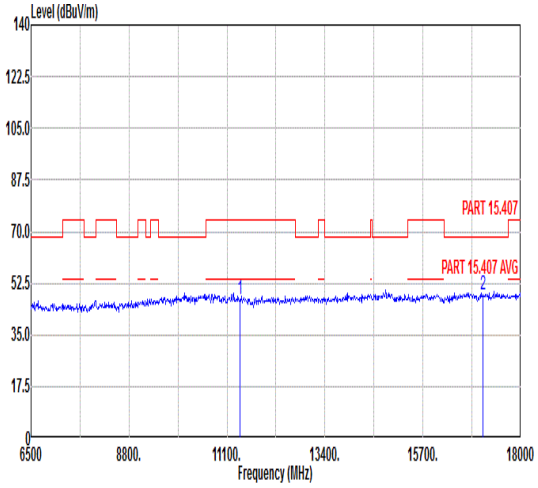 Freq Level Limit Line Margin Read Level Ant Factor Cable Loss Preamp Factor APos TPos Remark MHz dBuV/m dBuV/m dB dBuV dB/m dB dB cm deg 1 11400.00 47.27 74.00 -26.73 59.82 38.42 12.81 63.78 --- --- Peak 2 17100.00 48.47 68.30 -19.83 55.08 42.68 15.62 64.91 --- --- Peak

Mode	19	
	Band Edge - L	
	U-NII-1_5.15-5.25_802.11ax HE40_CH38_Full RU_5190MHz	
ANT	24+22	
Pol.	Horizontal	Fundamental
Peak	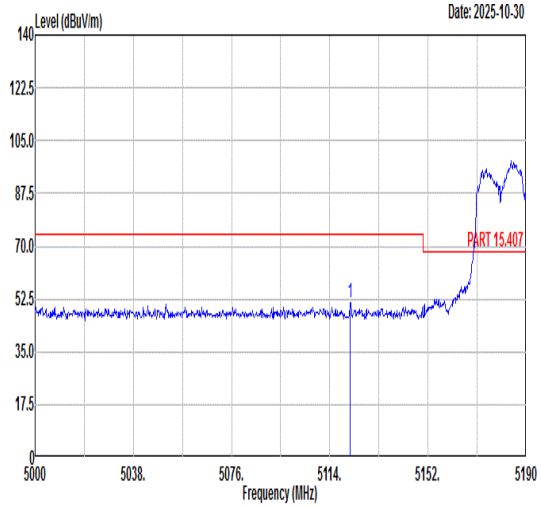 Freq Level Limit Line Margin (dB) Read Level Ant Factor Cable Loss Preamp Factor APos TPos Remark MHz dBuV/m dBuV/m dBuV dB/m dB dB cm deg 1 5121.98 51.27 74.00 -22.73 41.00 35.27 8.48 33.48 161 145 PEAK	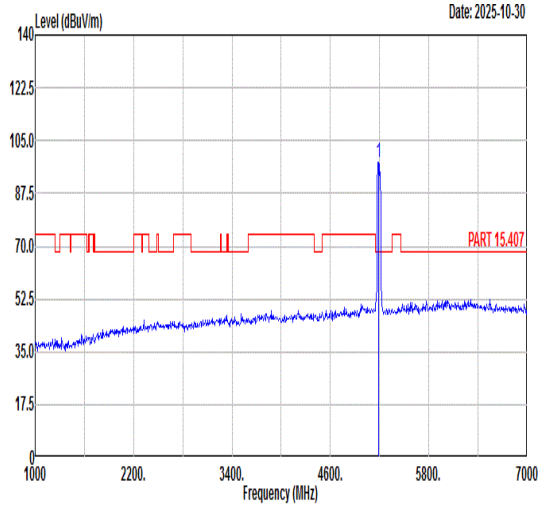 Freq Level Limit Line Margin (dB) Read Level Ant Factor Cable Loss Preamp Factor APos TPos Remark MHz dBuV/m dBuV/m dBuV dB/m dB dB cm deg 1 5190.00 97.60 ------ ------ 87.16 35.31 8.59 33.46 161 145 PEAK
Avg	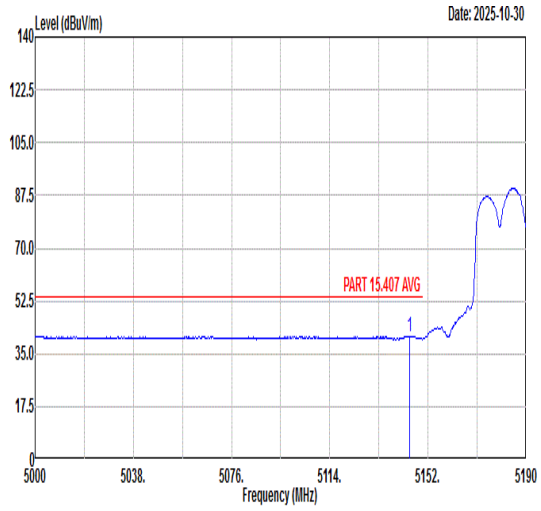 Freq Level Limit Line Margin (dB) Read Level Ant Factor Cable Loss Preamp Factor APos TPos Remark MHz dBuV/m dBuV/m dBuV dB/m dB dB cm deg 1 5144.78 40.94 54.00 -13.06 30.59 35.29 8.53 33.47 161 145 AVERAGE	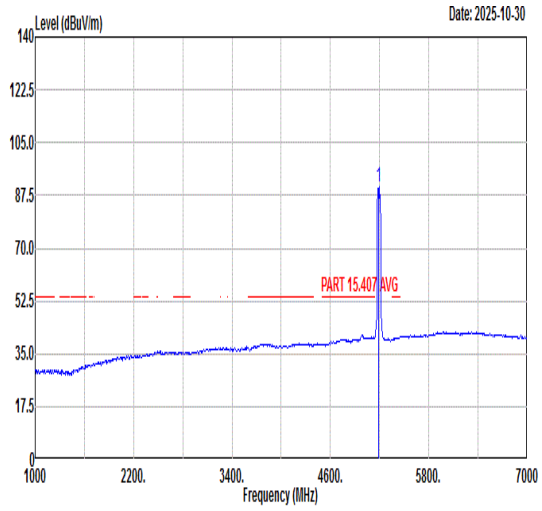 Freq Level Limit Line Margin (dB) Read Level Ant Factor Cable Loss Preamp Factor APos TPos Remark MHz dBuV/m dBuV/m dBuV dB/m dB dB cm deg 1 5190.00 90.52 ------ ------ 80.04 35.32 8.62 33.46 161 145 AVERAGE

Mode	19	
	Band Edge - R	
	U-NII-1_5.15-5.25_802.11ax HE40_CH38_Full RU_5190MHz	
ANT	24+22	
Pol.	Horizontal	Fundamental
Peak	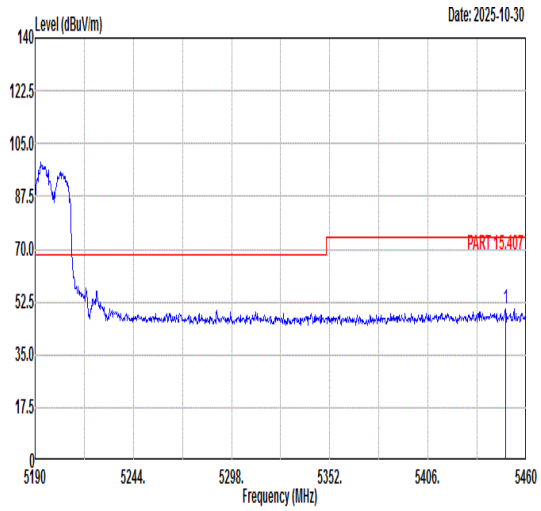 Freq Level Limit Line Margin (dB) Read Level Ant Factor Cable Loss Preamp Factor APos TPos Remark MHz dBuV/m dBuV/m dBuV dB/m dB dB cm deg 1 5448.66 50.09 74.00 -23.91 38.35 35.47 9.68 33.41 161 145 PEAK	Blank
Avg	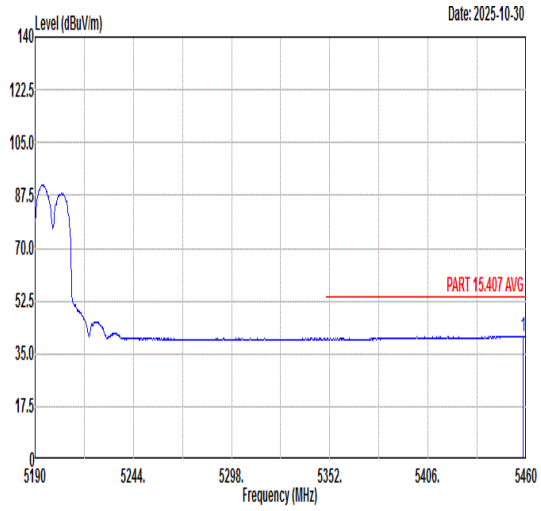 Freq Level Limit Line Margin (dB) Read Level Ant Factor Cable Loss Preamp Factor APos TPos Remark MHz dBuV/m dBuV/m dBuV dB/m dB dB cm deg 1 5458.11 40.92 54.00 -13.08 29.17 35.47 9.69 33.41 161 145 AVERAGE	Blank

Mode	19	
	Band Edge - L	
	U-NII-1_5.15-5.25_802.11ax HE40_CH38_Full RU_5190MHz	
ANT	24+22	
Pol.	Vertical	Fundamental
Peak	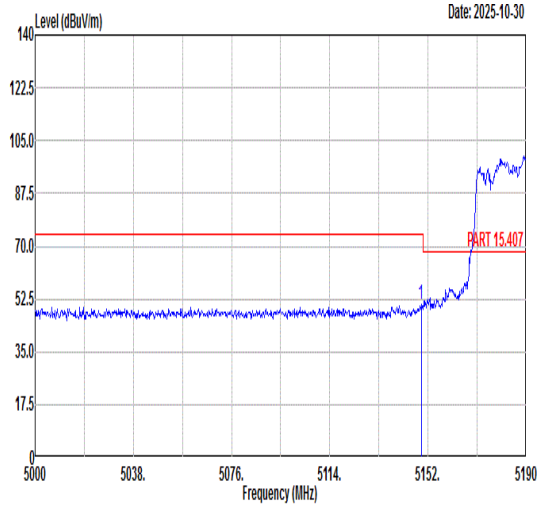 Freq Level Limit Line Margin (dB) Read Level Ant Factor Cable Loss Preamp Factor APos TPos Remark MHz dBuV/m dBuV/m dBuV dB/m dB dB cm deg 1 5149.34 50.74 74.00 -23.26 40.39 35.29 8.53 33.47 279 319 PEAK	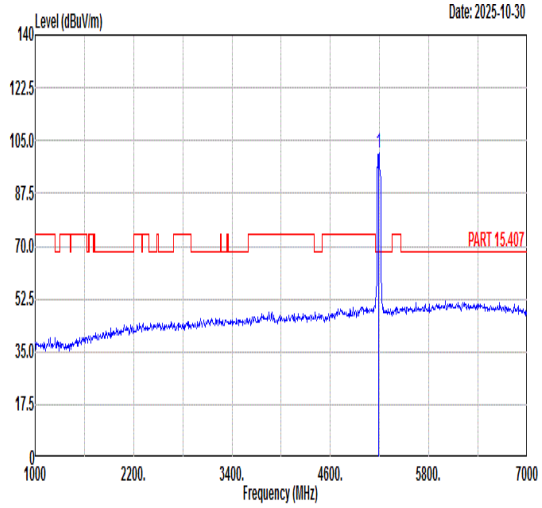 Freq Level Limit Line Margin (dB) Read Level Ant Factor Cable Loss Preamp Factor APos TPos Remark MHz dBuV/m dBuV/m dBuV dB/m dB dB cm deg 1 5190.00 100.79 ------ ------ 90.31 35.32 8.62 33.46 279 319 PEAK
Avg	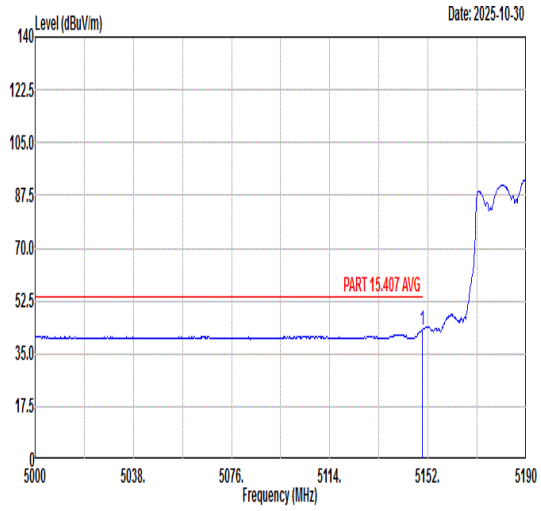 Freq Level Limit Line Margin (dB) Read Level Ant Factor Cable Loss Preamp Factor APos TPos Remark MHz dBuV/m dBuV/m dBuV dB/m dB dB cm deg 1 5149.91 43.04 54.00 -10.96 32.68 35.29 8.54 33.47 279 319 AVERAGE	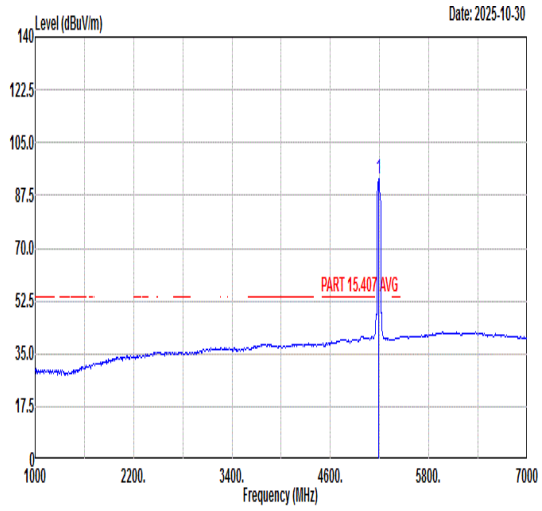 Freq Level Limit Line Margin (dB) Read Level Ant Factor Cable Loss Preamp Factor APos TPos Remark MHz dBuV/m dBuV/m dBuV dB/m dB dB cm deg 1 5190.00 92.97 ------ ------ 82.51 35.31 8.61 33.46 279 319 AVERAGE

Mode	19	
	Band Edge - R	
	U-NII-1_5.15-5.25_802.11ax HE40_CH38_Full RU_5190MHz	
ANT	24+22	
Pol.	Vertical	Fundamental
Peak	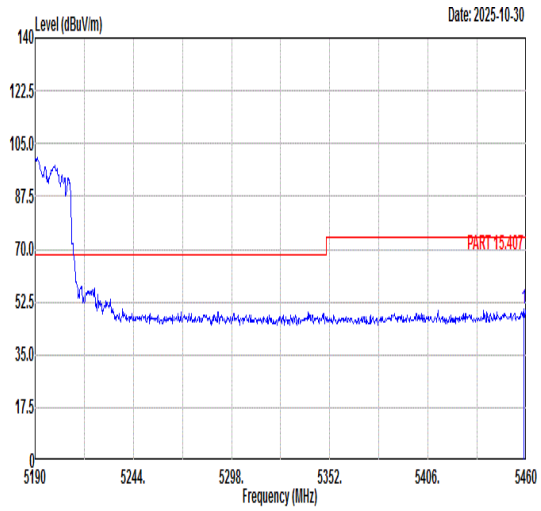 Freq Level Limit Line Margin (dB) Read Level Ant Factor Cable Loss Preamp Factor APos TPos Remark MHz dBuV/m dBuV/m dBuV dB/m dB dB cm deg 1 5458.65 49.97 74.00 -24.03 38.21 35.48 9.69 33.41 279 319 PEAK	Blank
Avg	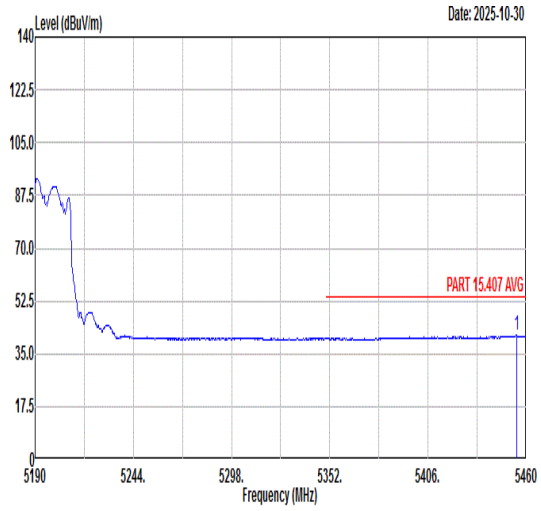 Freq Level Limit Line Margin (dB) Read Level Ant Factor Cable Loss Preamp Factor APos TPos Remark MHz dBuV/m dBuV/m dBuV dB/m dB dB cm deg 1 5454.60 40.99 54.00 -13.01 29.25 35.47 9.68 33.41 279 319 AVERAGE	Blank

Mode	20	
	Band Edge - L	
	U-NII-1_5.15-5.25_802.11ax HE40_CH46_Full RU_5230MHz	
ANT	24+22	
Pol.	Horizontal	Fundamental
Peak	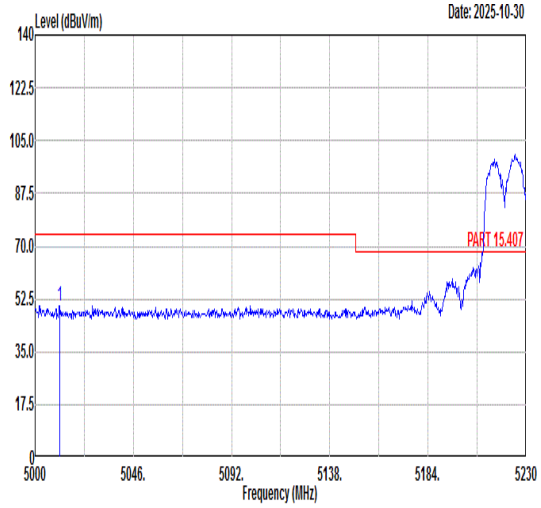 Freq Level Limit Line Margin (dB) Read Level Ant Factor Cable Loss Preamp Factor APos TPos Remark MHz dBuV/m dBuV/m dBuV dB/m dB dB cm deg 1 5011.50 50.44 74.00 -23.56 40.42 35.21 8.31 33.50 168 145 PEAK	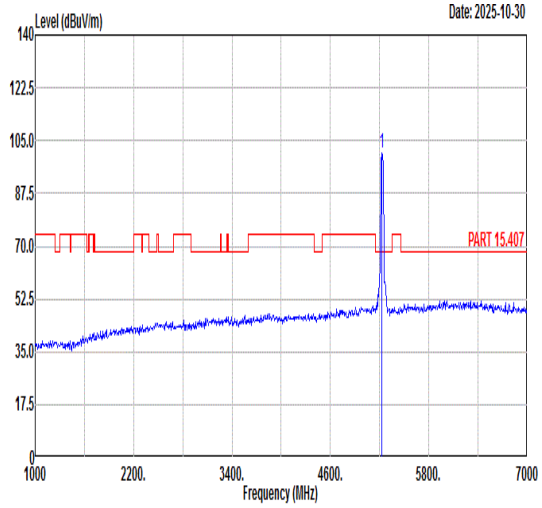 Freq Level Limit Line Margin (dB) Read Level Ant Factor Cable Loss Preamp Factor APos TPos Remark MHz dBuV/m dBuV/m dBuV dB/m dB dB cm deg 1 5230.00 100.86 ------ ------ 90.28 35.33 8.71 33.46 168 145 PEAK
Avg	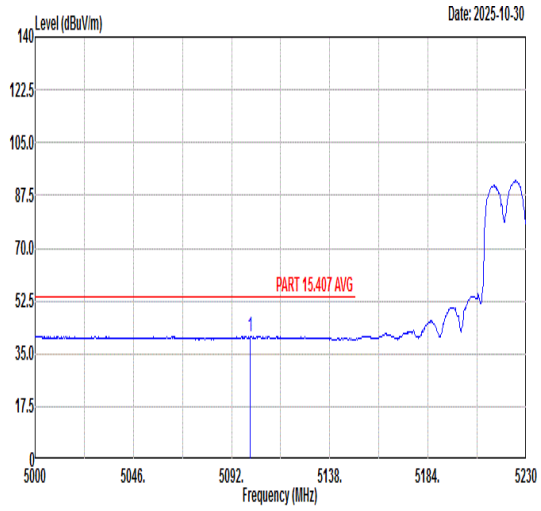 Freq Level Limit Line Margin (dB) Read Level Ant Factor Cable Loss Preamp Factor APos TPos Remark MHz dBuV/m dBuV/m dBuV dB/m dB dB cm deg 1 5100.74 40.78 54.00 -13.22 30.56 35.26 8.44 33.48 168 145 AVERAGE	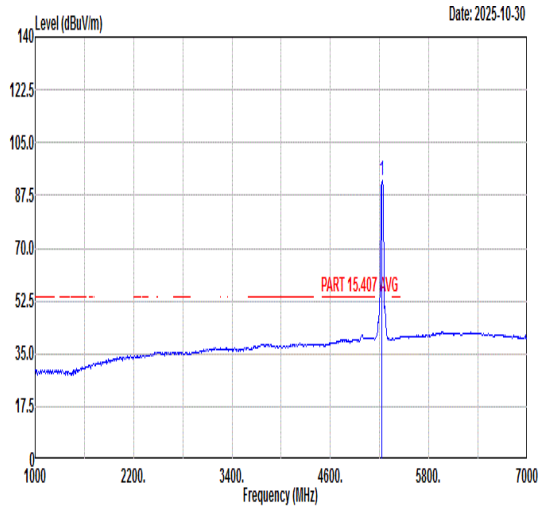 Freq Level Limit Line Margin (dB) Read Level Ant Factor Cable Loss Preamp Factor APos TPos Remark MHz dBuV/m dBuV/m dBuV dB/m dB dB cm deg 1 5230.00 92.69 ------ ------ 82.03 35.34 8.77 33.45 168 145 AVERAGE

Mode	20	
	Band Edge - R	
	U-NII-1_5.15-5.25_802.11ax HE40_CH46_Full RU_5230MHz	
ANT	24+22	
Pol.	Horizontal	Fundamental
Peak	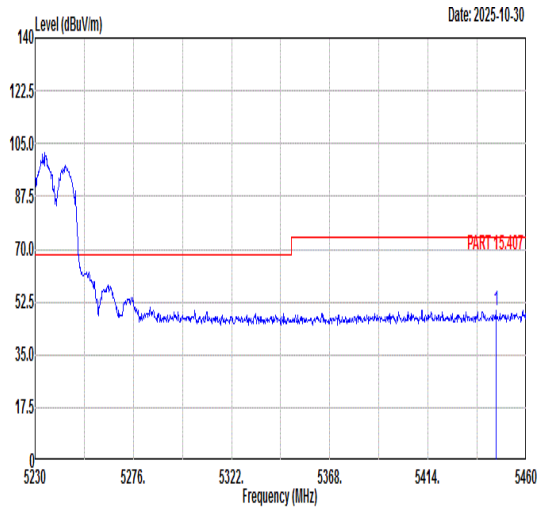 Freq Level Limit Line Margin (dB) Read Level Ant Factor Cable Loss Preamp Factor APos TPos Remark MHz dBuV/m dBuV/m dBuV dB/m dB dB cm deg 1 5445.74 49.67 74.00 -24.33 37.93 35.47 9.68 33.41 168 145 PEAK	Blank
Avg	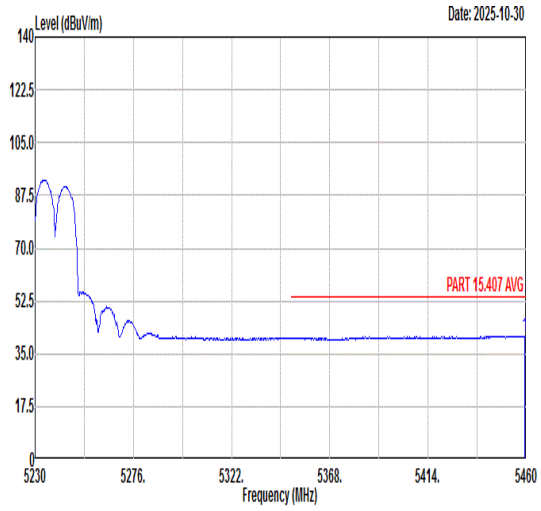 Freq Level Limit Line Margin (dB) Read Level Ant Factor Cable Loss Preamp Factor APos TPos Remark MHz dBuV/m dBuV/m dBuV dB/m dB dB cm deg 1 5459.31 40.92 54.00 -13.08 29.16 35.48 9.69 33.41 168 145 AVERAGE	Blank

Mode	20	
	Band Edge - L	
	U-NII-1_5.15-5.25_802.11ax HE40_CH46_Full RU_5230MHz	
ANT	24+22	
Pol.	Vertical	Fundamental
Peak	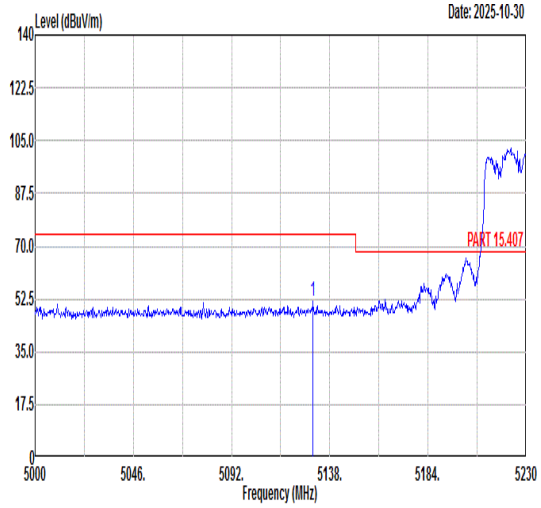 Freq Level Limit Line Margin (dB) Read Level Ant Factor Cable Loss Preamp Factor APos TPos Remark MHz dBuV/m dBuV/m dBuV dB/m dB dB cm deg 1 5130.18 51.55 74.00 -22.45 41.24 35.28 8.50 33.47 182 291 PEAK	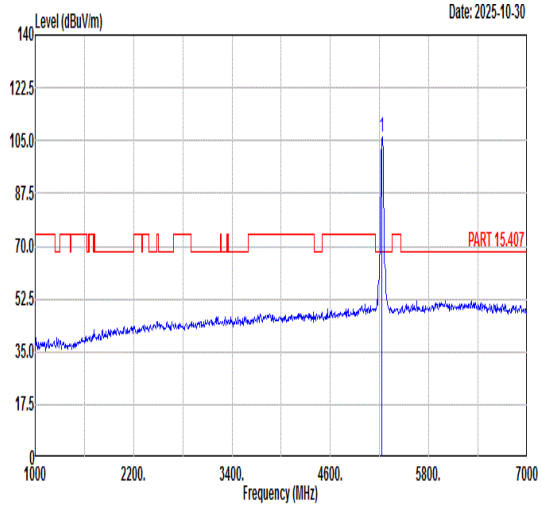 Freq Level Limit Line Margin (dB) Read Level Ant Factor Cable Loss Preamp Factor APos TPos Remark MHz dBuV/m dBuV/m dBuV dB/m dB dB cm deg 1 5230.00 106.40 ------ ------ 95.74 35.34 8.77 33.45 182 291 PEAK
Avg	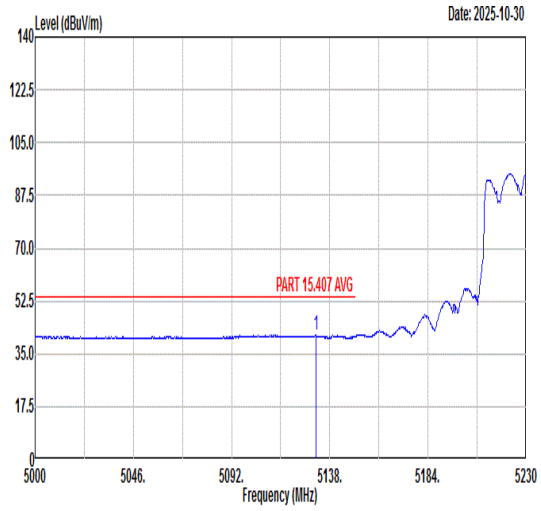 Freq Level Limit Line Margin (dB) Read Level Ant Factor Cable Loss Preamp Factor APos TPos Remark MHz dBuV/m dBuV/m dBuV dB/m dB dB cm deg 1 5131.56 41.30 54.00 -12.70 30.99 35.28 8.50 33.47 182 291 AVERAGE	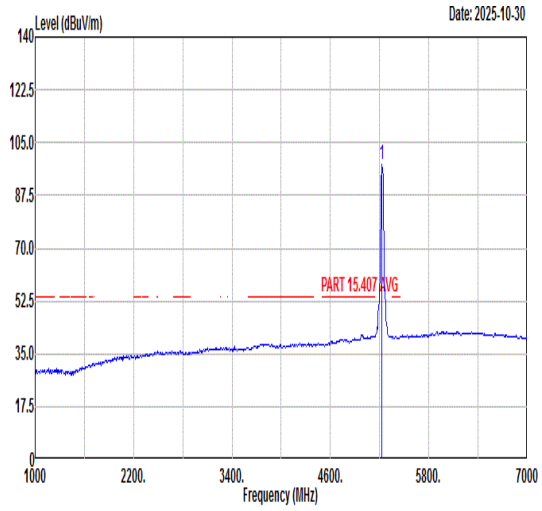 Freq Level Limit Line Margin (dB) Read Level Ant Factor Cable Loss Preamp Factor APos TPos Remark MHz dBuV/m dBuV/m dBuV dB/m dB dB cm deg 1 5230.00 97.63 ------ ------ 87.00 35.34 8.74 33.45 182 291 AVERAGE

Mode	20	
	Band Edge - R	
	U-NII-1_5.15-5.25_802.11ax HE40_CH46_Full RU_5230MHz	
ANT	24+22	
Pol.	Vertical	Fundamental
Peak	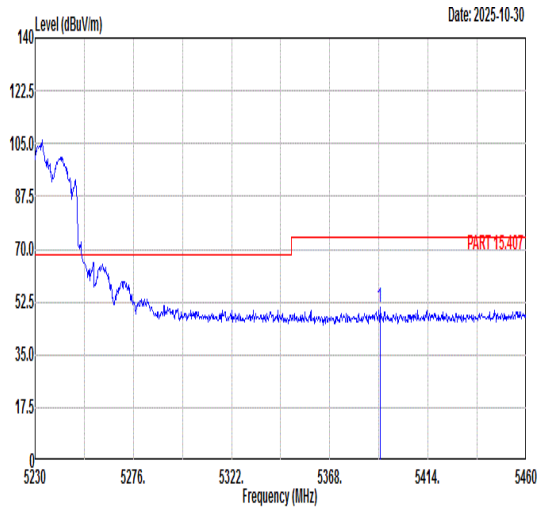 Freq Level Limit Line Margin (dB) Read Level Ant Factor Cable Loss Preamp Factor APos TPos Remark MHz dBuV/m dBuV/m dBuV dB/m dB dB cm deg 1 5391.46 50.58 74.00 -23.42 38.99 35.43 9.58 33.42 182 291 PEAK	Blank
Avg	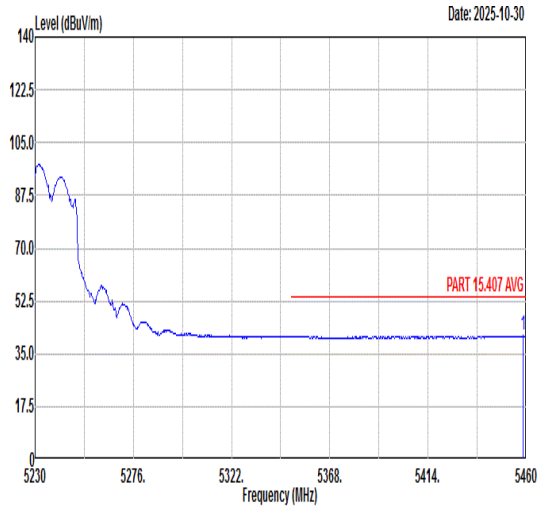 Freq Level Limit Line Margin (dB) Read Level Ant Factor Cable Loss Preamp Factor APos TPos Remark MHz dBuV/m dBuV/m dBuV dB/m dB dB cm deg 1 5458.62 41.01 54.00 -12.99 29.25 35.48 9.69 33.41 182 291 AVERAGE	Blank

Mode	21	
	Band Edge - L	
	U-NII-2A_5.25-5.35_802.11ax HE40_CH54_Full RU_5270MHz	
ANT	24+22	
Pol.	Horizontal	Fundamental
Peak	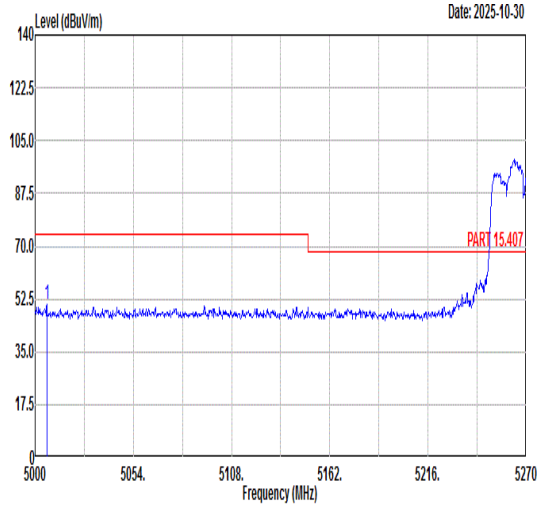 Freq Level Limit Line Margin (dB) Read Level Ant Factor Cable Loss Preamp Factor APos TPos Remark MHz dBuV/m dBuV/m dBuV dB/m dB dB cm deg 1 5006.48 50.45 74.00 -23.55 40.43 35.20 8.32 33.50 383 129 PEAK	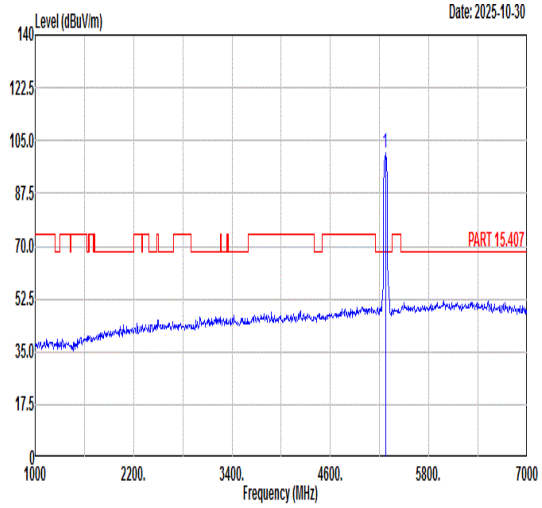 Freq Level Limit Line Margin (dB) Read Level Ant Factor Cable Loss Preamp Factor APos TPos Remark MHz dBuV/m dBuV/m dBuV dB/m dB dB cm deg 1 5270.00 100.79 ------ ------ 89.92 35.36 8.96 33.45 383 129 PEAK
Avg	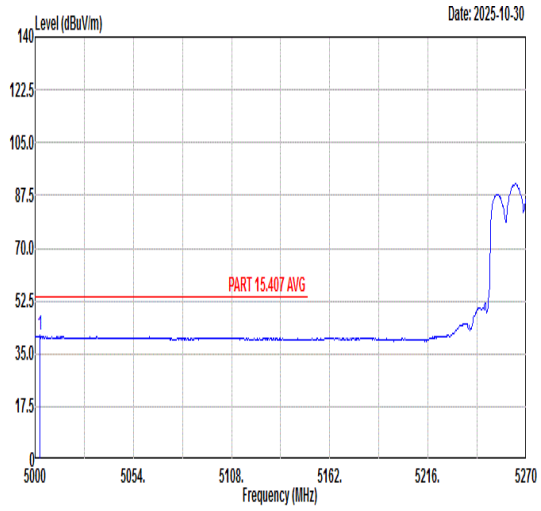 Freq Level Limit Line Margin (dB) Read Level Ant Factor Cable Loss Preamp Factor APos TPos Remark MHz dBuV/m dBuV/m dBuV dB/m dB dB cm deg 1 5002.43 40.95 54.00 -13.05 30.92 35.20 8.33 33.50 383 129 AVERAGE	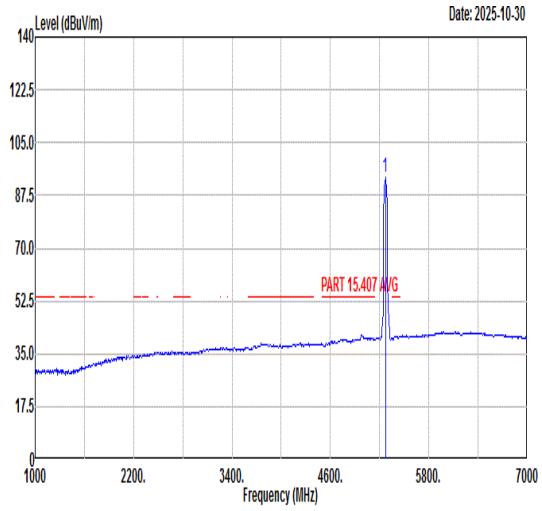 Freq Level Limit Line Margin (dB) Read Level Ant Factor Cable Loss Preamp Factor APos TPos Remark MHz dBuV/m dBuV/m dBuV dB/m dB dB cm deg 1 5270.00 93.58 ------ ------ 82.71 35.36 8.96 33.45 383 129 AVERAGE

Mode	21	
	Band Edge - R	
	U-NII-2A_5.25-5.35_802.11ax HE40_CH54_Full RU_5270MHz	
ANT	24+22	
Pol.	Horizontal	Fundamental
Peak	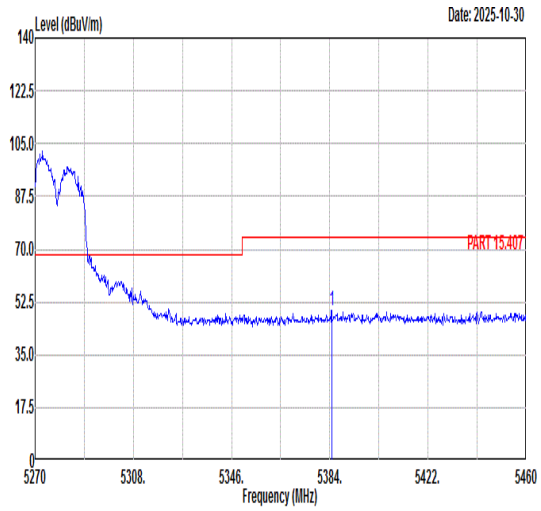 Freq Level Limit Line Margin (dB) Read Level Ant Factor Cable Loss Preamp Factor APos TPos Remark MHz dBuV/m dBuV/m dBuV dB/m dB dB cm deg 1 5384.76 49.67 74.00 -24.33 38.12 35.43 9.54 33.42 383 129 PEAK	Blank
Avg	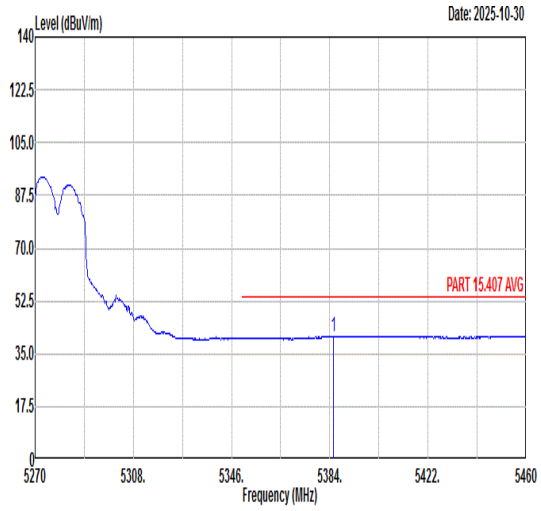 Freq Level Limit Line Margin (dB) Read Level Ant Factor Cable Loss Preamp Factor APos TPos Remark MHz dBuV/m dBuV/m dBuV dB/m dB dB cm deg 1 5385.33 40.93 54.00 -13.07 29.37 35.43 9.55 33.42 383 129 AVERAGE	Blank

Mode	21	
	Band Edge - L	
	U-NII-2A_5.25-5.35_802.11ax HE40_CH54_Full RU_5270MHz	
ANT	24+22	
Pol.	Vertical	Fundamental
Peak	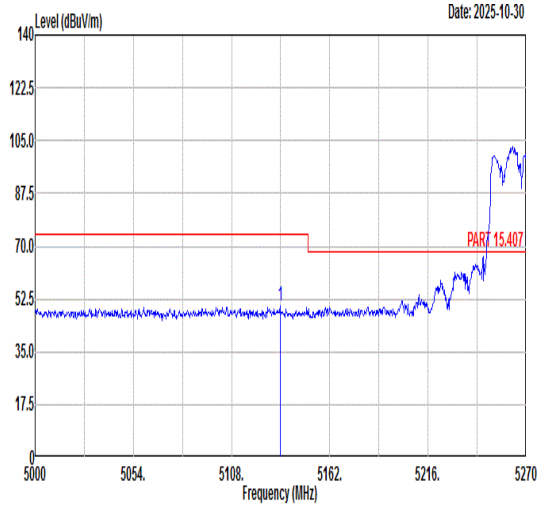 Freq Level Limit Line Margin (dB) Read Level Ant Factor Cable Loss Preamp Factor APos TPos Remark MHz dBuV/m dBuV/m dBuV dB/m dB dB cm deg 1 5134.73 50.24 74.00 -23.76 39.92 35.28 8.51 33.47 185 311 PEAK	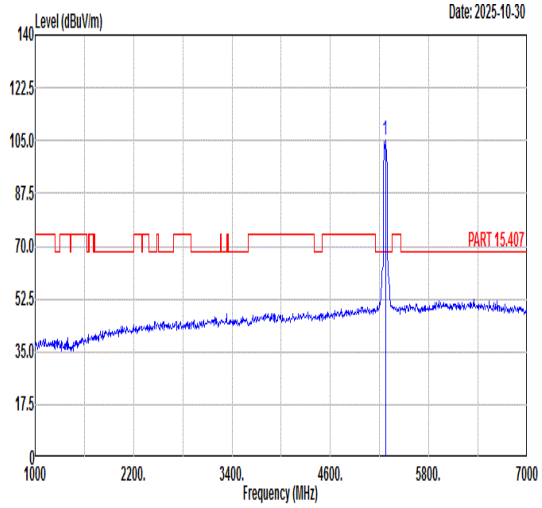 Freq Level Limit Line Margin (dB) Read Level Ant Factor Cable Loss Preamp Factor APos TPos Remark MHz dBuV/m dBuV/m dBuV dB/m dB dB cm deg 1 5270.00 105.12 ------ ------ 94.25 35.36 8.96 33.45 185 311 PEAK
Avg	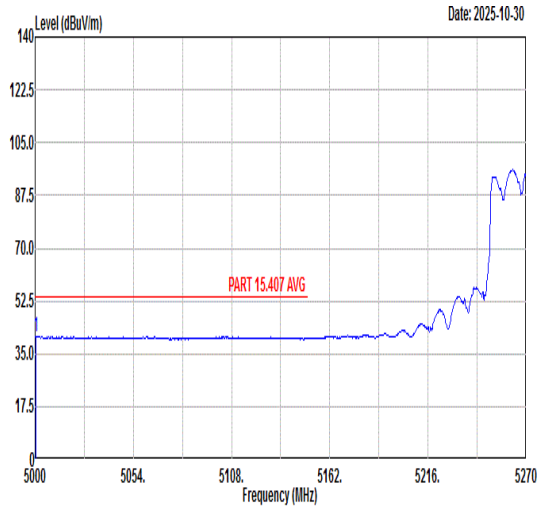 Freq Level Limit Line Margin (dB) Read Level Ant Factor Cable Loss Preamp Factor APos TPos Remark MHz dBuV/m dBuV/m dBuV dB/m dB dB cm deg 1 5000.27 40.88 54.00 -13.12 30.84 35.20 8.34 33.50 185 311 AVERAGE	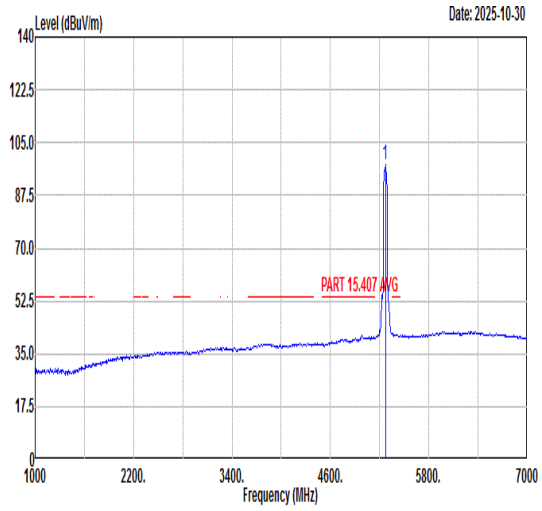 Freq Level Limit Line Margin (dB) Read Level Ant Factor Cable Loss Preamp Factor APos TPos Remark MHz dBuV/m dBuV/m dBuV dB/m dB dB cm deg 1 5270.00 97.76 ------ ------ 86.89 35.36 8.96 33.45 185 311 AVERAGE

Mode	21	
	Band Edge - R	
	U-NII-2A_5.25-5.35_802.11ax HE40_CH54_Full RU_5270MHz	
ANT	24+22	
Pol.	Vertical	Fundamental
Peak	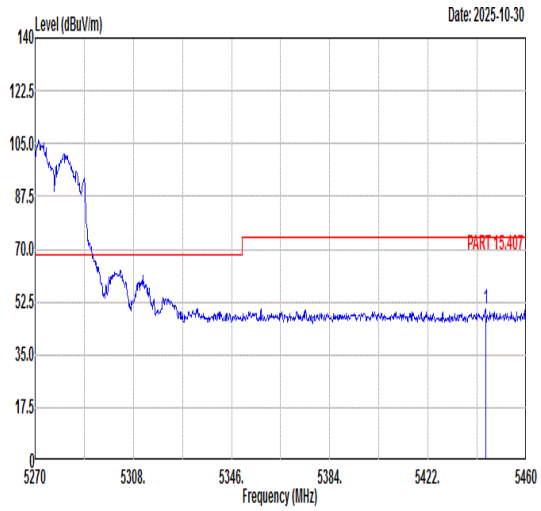 Freq Level Limit Line Margin (dB) Read Level Ant Factor Cable Loss Preamp Factor APos TPos Remark MHz dBuV/m dBuV/m dBuV dB/m dB dB cm deg 1 5444.23 50.10 74.00 -23.90 38.36 35.47 9.68 33.41 185 311 PEAK	Blank
Avg	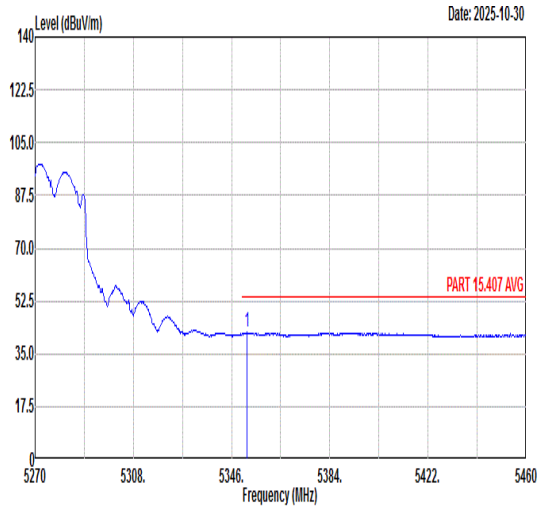 Freq Level Limit Line Margin (dB) Read Level Ant Factor Cable Loss Preamp Factor APos TPos Remark MHz dBuV/m dBuV/m dBuV dB/m dB dB cm deg 1 5351.89 42.03 54.00 -11.97 30.68 35.41 9.37 33.43 185 311 AVERAGE	Blank

Mode	22	
	Band Edge - L	
	U-NII-2A_5.25-5.35_802.11ax HE40_CH62_Full RU_5310MHz	
ANT	24+22	
Pol.	Horizontal	Fundamental
Peak	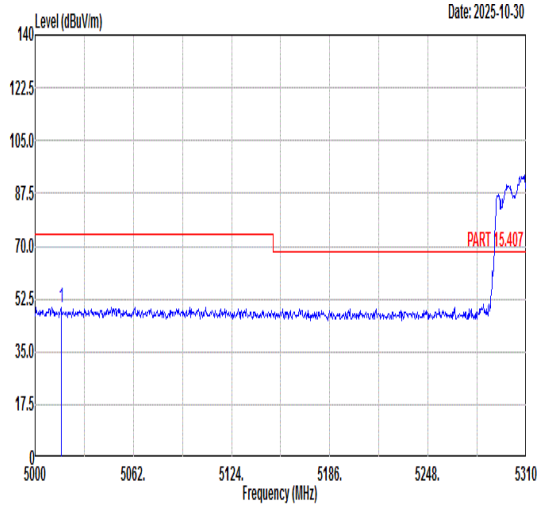 Freq Level Limit Line Margin (dB) Read Level Ant Factor Cable Loss Preamp Factor APos TPos Remark MHz dBuV/m dBuV/m dBuV dB/m dB dB cm deg 1 5016.74 49.88 74.00 -24.12 39.88 35.21 8.29 33.50 378 47 PEAK	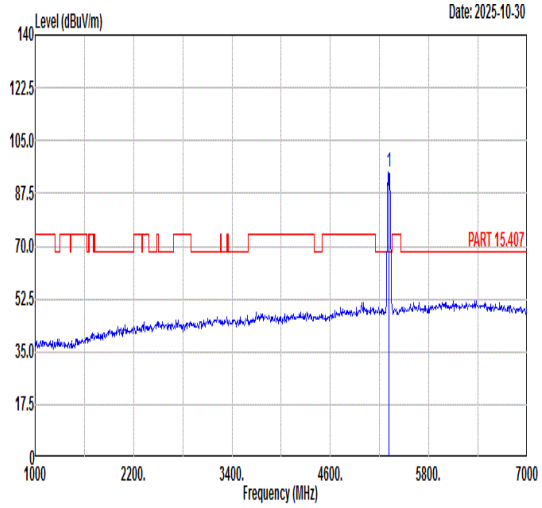 Freq Level Limit Line Margin (dB) Read Level Ant Factor Cable Loss Preamp Factor APos TPos Remark MHz dBuV/m dBuV/m dBuV dB/m dB dB cm deg 1 5310.00 94.67 ------ ------ 83.58 35.38 9.15 33.44 378 47 PEAK
Avg	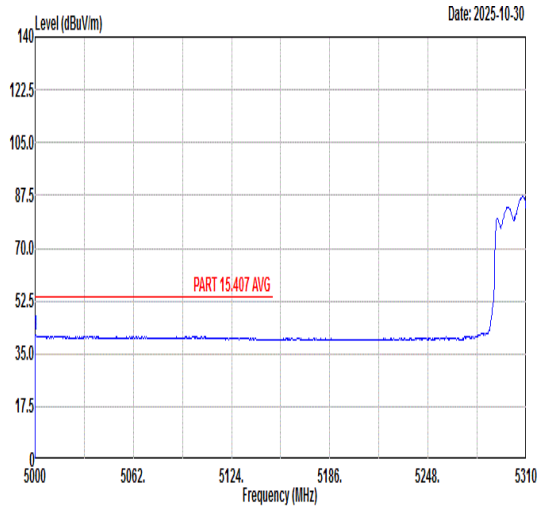 Freq Level Limit Line Margin (dB) Read Level Ant Factor Cable Loss Preamp Factor APos TPos Remark MHz dBuV/m dBuV/m dBuV dB/m dB dB cm deg 1 5000.00 41.04 54.00 -12.96 31.00 35.20 8.34 33.50 378 47 AVERAGE	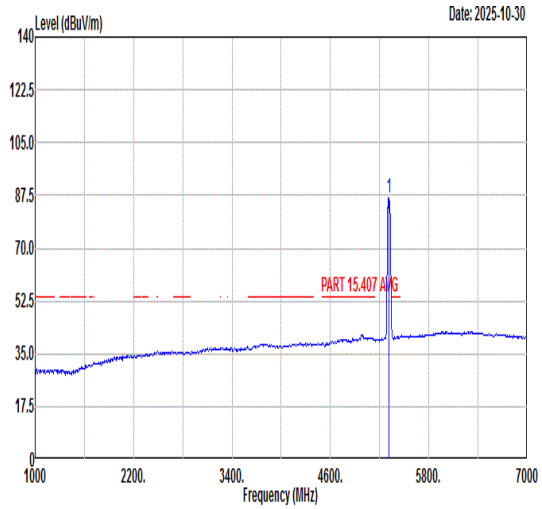 Freq Level Limit Line Margin (dB) Read Level Ant Factor Cable Loss Preamp Factor APos TPos Remark MHz dBuV/m dBuV/m dBuV dB/m dB dB cm deg 1 5310.00 86.47 ------ ------ 75.38 35.38 9.15 33.44 378 47 AVERAGE

Mode	22	
	Band Edge - R	
	U-NII-2A_5.25-5.35_802.11ax HE40_CH62_Full RU_5310MHz	
ANT	24+22	
Pol.	Horizontal	Fundamental
Peak	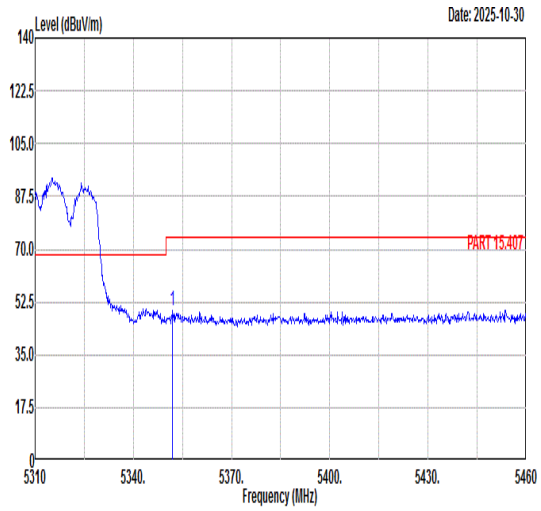 Freq Level Limit Line Margin (dB) Read Level Ant Factor Cable Loss Preamp Factor APos TPos Remark MHz dBuV/m dBuV/m dBuV dB/m dB dB cm deg 1 5351.85 49.64 74.00 -24.36 38.29 35.41 9.37 33.43 378 47 PEAK	Blank
Avg	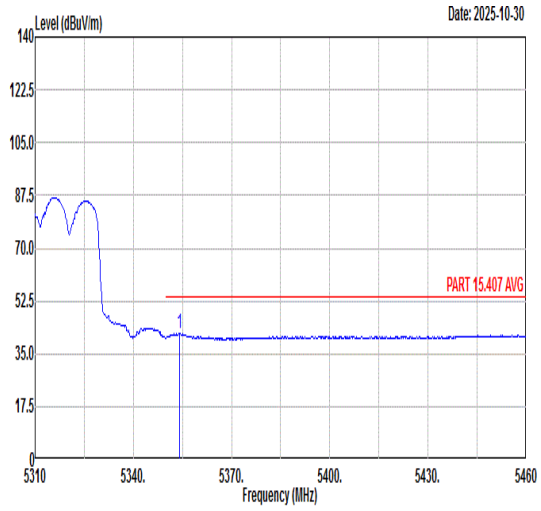 Freq Level Limit Line Margin (dB) Read Level Ant Factor Cable Loss Preamp Factor APos TPos Remark MHz dBuV/m dBuV/m dBuV dB/m dB dB cm deg 1 5354.10 41.67 54.00 -12.33 30.30 35.41 9.39 33.43 378 47 AVERAGE	Blank

Mode	22	
	Band Edge - L	
	U-NII-2A_5.25-5.35_802.11ax HE40_CH62_Full RU_5310MHz	
ANT	24+22	
Pol.	Vertical	Fundamental
Peak	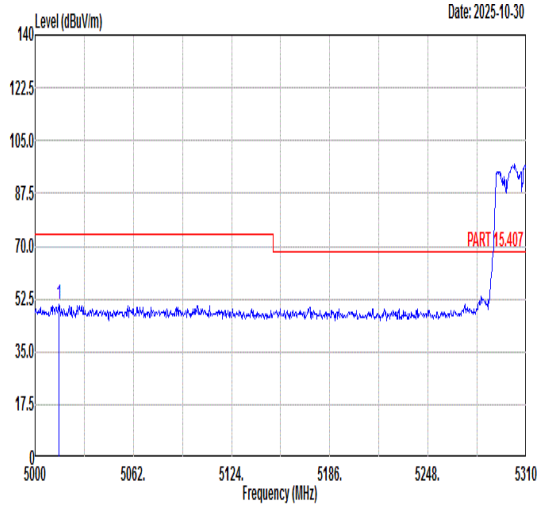 Freq Level Limit Line Margin (dB) Read Level Ant Factor Cable Loss Preamp Factor APos TPos Remark MHz dBuV/m dBuV/m dBuV dB/m dB dB cm deg 1 5015.19 50.48 74.00 -23.52 40.47 35.21 8.30 33.50 200 300 PEAK	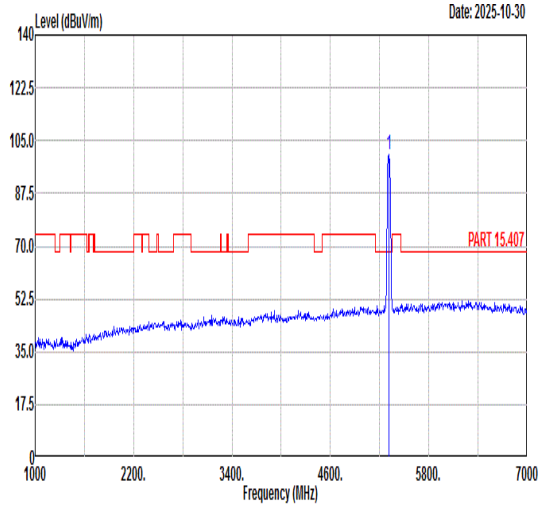 Freq Level Limit Line Margin (dB) Read Level Ant Factor Cable Loss Preamp Factor APos TPos Remark MHz dBuV/m dBuV/m dBuV dB/m dB dB cm deg 1 5310.00 100.36 ------ ------ 89.23 35.39 9.18 33.44 200 300 PEAK
Avg	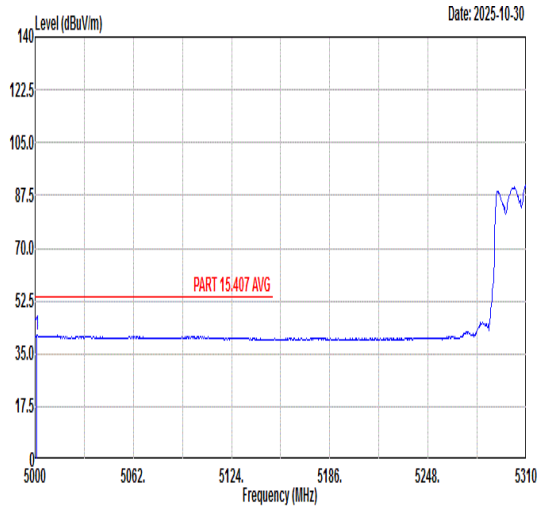 Freq Level Limit Line Margin (dB) Read Level Ant Factor Cable Loss Preamp Factor APos TPos Remark MHz dBuV/m dBuV/m dBuV dB/m dB dB cm deg 1 5000.93 41.05 54.00 -12.95 31.01 35.20 8.34 33.50 200 300 AVERAGE	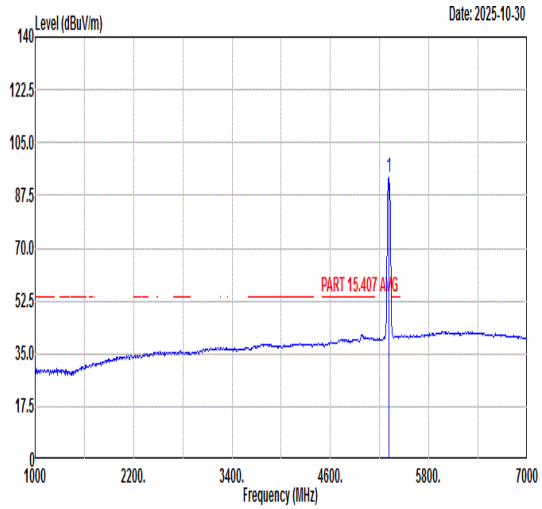 Freq Level Limit Line Margin (dB) Read Level Ant Factor Cable Loss Preamp Factor APos TPos Remark MHz dBuV/m dBuV/m dBuV dB/m dB dB cm deg 1 5310.00 93.36 ------ ------ 82.23 35.39 9.18 33.44 200 300 AVERAGE

Mode	22	
	Band Edge - R	
	U-NII-2A_5.25-5.35_802.11ax HE40_CH62_Full RU_5310MHz	
ANT	24+22	
Pol.	Vertical	Fundamental
Peak	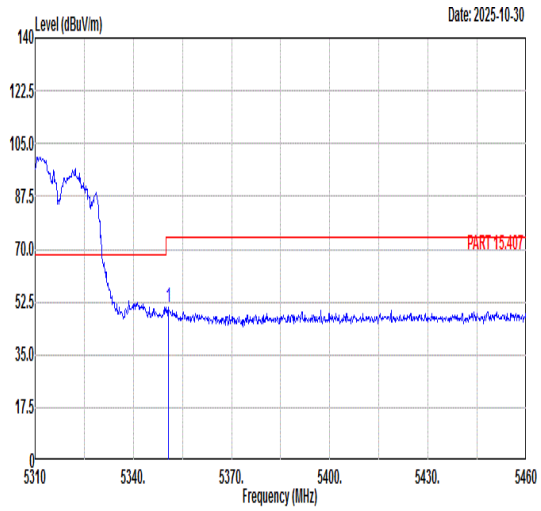 Freq Level Limit Line Margin (dB) Read Level Ant Factor Cable Loss Preamp Factor APos TPos Remark MHz dBuV/m dBuV/m dBuV dB/m dB dB cm deg 1 5350.80 50.51 74.00 -23.49 39.16 35.41 9.37 33.43 200 300 PEAK	Blank
Avg	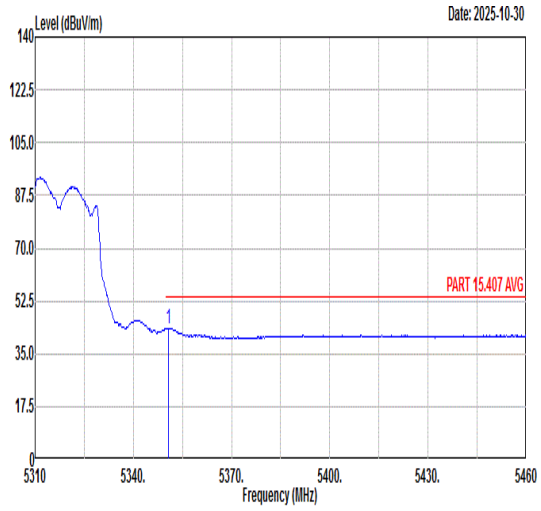 Freq Level Limit Line Margin (dB) Read Level Ant Factor Cable Loss Preamp Factor APos TPos Remark MHz dBuV/m dBuV/m dBuV dB/m dB dB cm deg 1 5350.65 43.52 54.00 -10.48 32.17 35.41 9.37 33.43 200 300 AVERAGE	Blank

Mode	23	
	Band Edge - L	
	U-NII-2C_5.47-5.725_802.11ax HE40_CH102_Full RU_5510MHz	
ANT	24+22	
Pol.	Horizontal	Fundamental
Peak	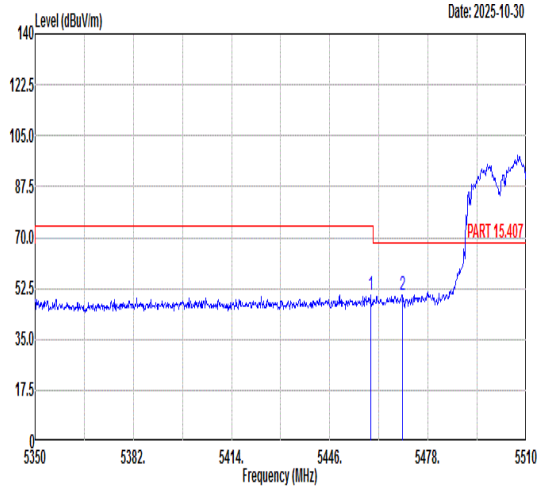 Freq Level Limit Line Margin (dB) Read Level Ant Factor Cable Loss Preamp Factor APos TPos Remark MHz dBuV/m dBuV/m dBuV dB/m dB dB cm deg 1 5459.28 50.15 74.00 -23.85 38.39 35.48 9.69 33.41 266 185 PEAK 2 5469.68 50.07 68.30 -18.23 38.31 35.48 9.69 33.41 266 185 PEAK	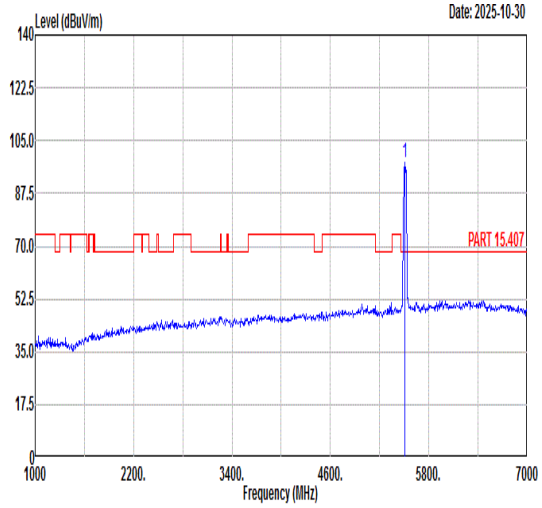 Freq Level Limit Line Margin (dB) Read Level Ant Factor Cable Loss Preamp Factor APos TPos Remark MHz dBuV/m dBuV/m dBuV dB/m dB dB cm deg 1 5510.00 97.82 ------ ------ 86.00 35.51 9.71 33.40 266 185 PEAK
Avg	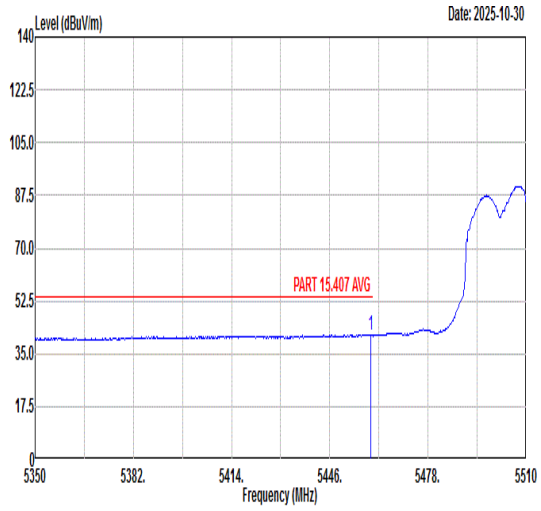 Freq Level Limit Line Margin (dB) Read Level Ant Factor Cable Loss Preamp Factor APos TPos Remark MHz dBuV/m dBuV/m dBuV dB/m dB dB cm deg 1 5459.28 41.40 54.00 -12.60 29.64 35.48 9.69 33.41 266 185 AVERAGE	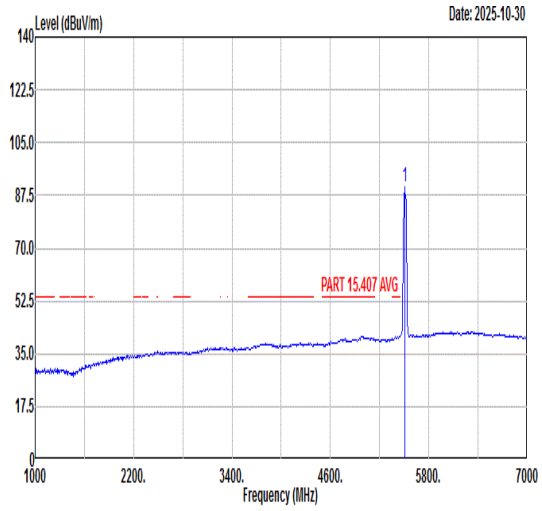 Freq Level Limit Line Margin (dB) Read Level Ant Factor Cable Loss Preamp Factor APos TPos Remark MHz dBuV/m dBuV/m dBuV dB/m dB dB cm deg 1 5510.00 90.13 ------ ------ 78.31 35.51 9.71 33.40 266 185 AVERAGE

Mode	23	
	Band Edge - R	
	U-NII-2C_5.47-5.725_802.11ax HE40_CH102_Full RU_5510MHz	
ANT	24+22	
Pol.	Horizontal	Fundamental
Peak	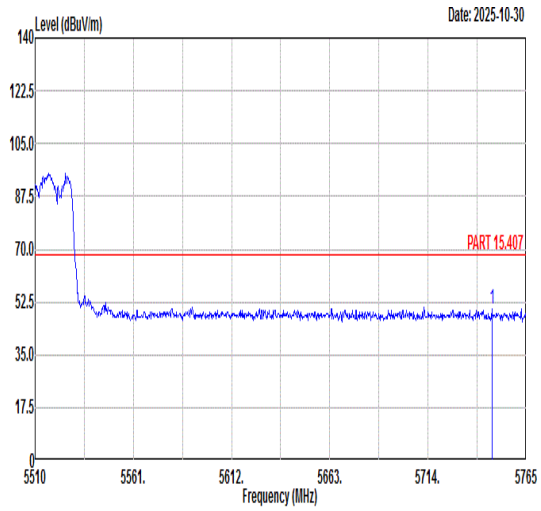 Freq Level Limit Line Margin (dB) Read Level Ant Factor Cable Loss Preamp Factor APos TPos Remark MHz dBuV/m dBuV/m dBuV dB/m dB dB cm deg 1 5747.15 50.10 68.30 -18.20 37.63 35.85 10.07 33.45 266 185 PEAK	Blank

Mode	23	
	Band Edge - L	
	U-NII-2C_5.47-5.725_802.11ax HE40_CH102_Full RU_5510MHz	
ANT	24+22	
Pol.	Vertical	Fundamental
Peak	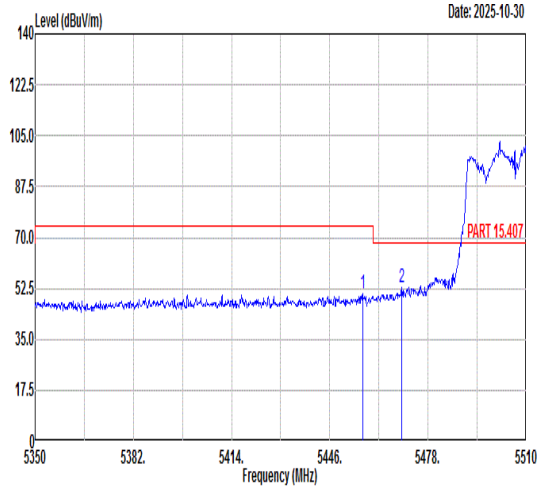 Freq Level Limit Line Margin (dB) Read Level Ant Factor Cable Loss Preamp Factor APos TPos Remark MHz dBuV/m dBuV/m dBuV dB/m dB dB cm deg 1 5456.72 50.57 74.00 -23.43 38.82 35.47 9.69 33.41 202 320 PEAK 2 5469.36 52.58 68.30 -15.72 40.82 35.48 9.69 33.41 202 320 PEAK	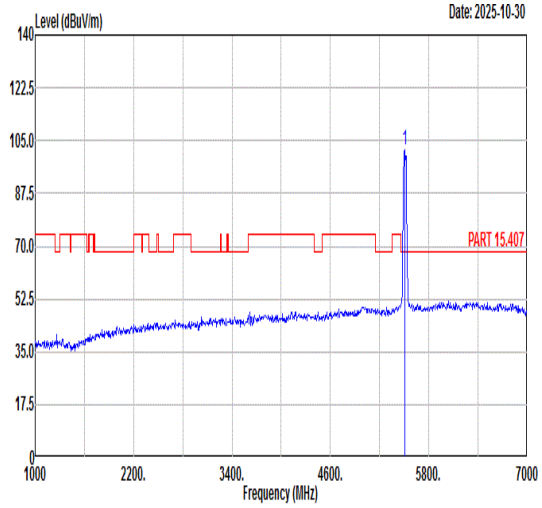 Freq Level Limit Line Margin (dB) Read Level Ant Factor Cable Loss Preamp Factor APos TPos Remark MHz dBuV/m dBuV/m ------ ------ dBuV dB/m dB dB cm deg 1 5510.00 102.07 ------ ------ 90.24 35.52 9.71 33.40 202 320 PEAK
Avg	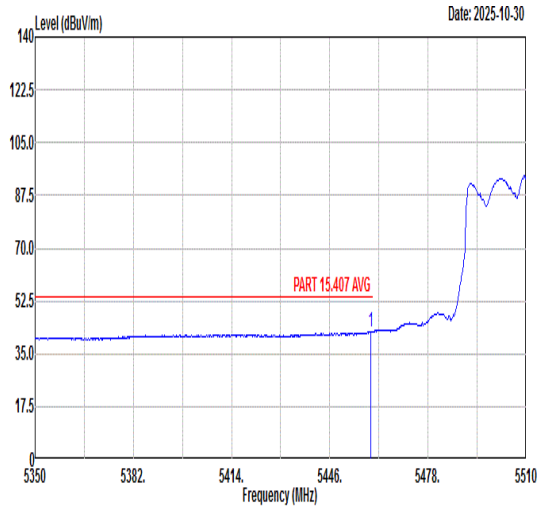 Freq Level Limit Line Margin (dB) Read Level Ant Factor Cable Loss Preamp Factor APos TPos Remark MHz dBuV/m dBuV/m dBuV dB/m dB dB cm deg 1 5459.28 42.18 54.00 -11.82 30.42 35.48 9.69 33.41 202 320 AVERAGE	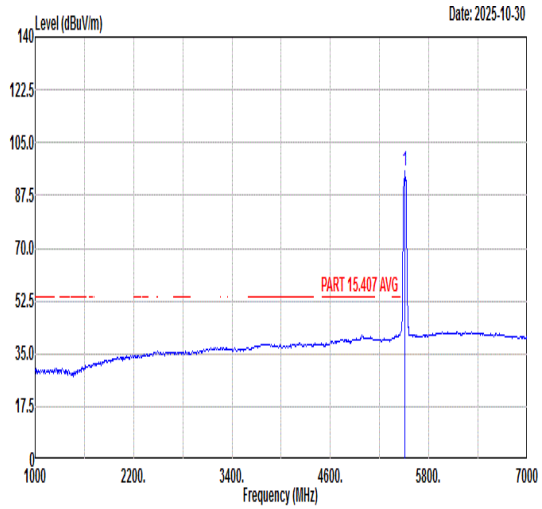 Freq Level Limit Line Margin (dB) Read Level Ant Factor Cable Loss Preamp Factor APos TPos Remark MHz dBuV/m dBuV/m ------ ------ dBuV dB/m dB dB cm deg 1 5510.00 95.66 ------ ------ 83.83 35.52 9.71 33.40 202 320 AVERAGE

Mode	23	
	Band Edge - R	
	U-NII-2C_5.47-5.725_802.11ax HE40_CH102_Full RU_5510MHz	
ANT	24+22	
Pol.	Vertical	Fundamental
Peak	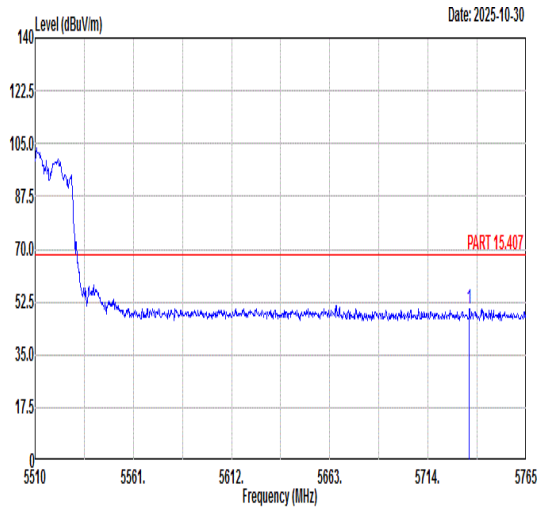 Freq Level Limit Line Margin (dB) Read Level Ant Factor Cable Loss Preamp Factor APos TPos Remark MHz dBuV/m dBuV/m dBuV dB/m dB dB cm deg 1 5735.42 50.31 68.30 -17.99 37.89 35.83 10.04 33.45 202 320 PEAK	Blank

Mode	24	
	Band Edge - L	
	U-NII-2C_5.47-5.725_802.11ax HE40_CH134_Full RU_5670MHz	
ANT	24+22	
Pol.	Horizontal	Fundamental
Peak	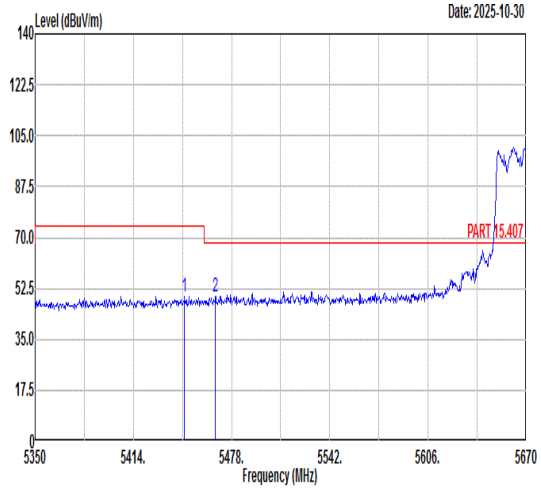 Freq Level Limit Line Margin (dB) Read Level Ant Factor Cable Loss Preamp Factor APos TPos Remark MHz dBuV/m dBuV/m dBuV dB/m dB dB cm deg 1 5447.28 49.62 74.00 -24.38 37.88 35.47 9.68 33.41 317 130 PEAK 2 5467.44 49.46 68.30 -18.84 37.70 35.48 9.69 33.41 317 130 PEAK	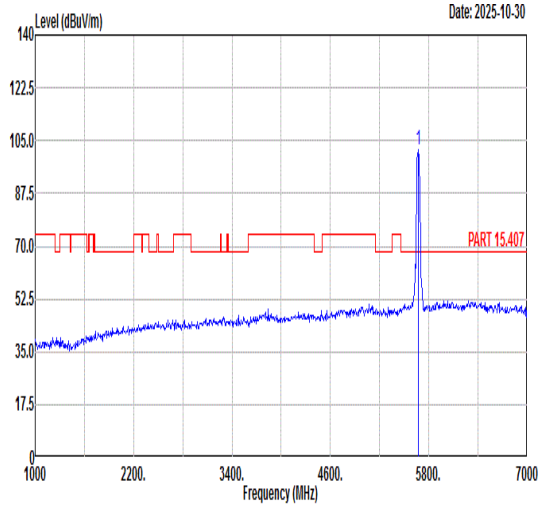 Freq Level Limit Line Margin (dB) Read Level Ant Factor Cable Loss Preamp Factor APos TPos Remark MHz dBuV/m dBuV/m dBuV dB/m dB dB cm deg 1 5670.00 101.72 ------ ------ 89.50 35.74 9.91 33.43 317 130 PEAK
Avg	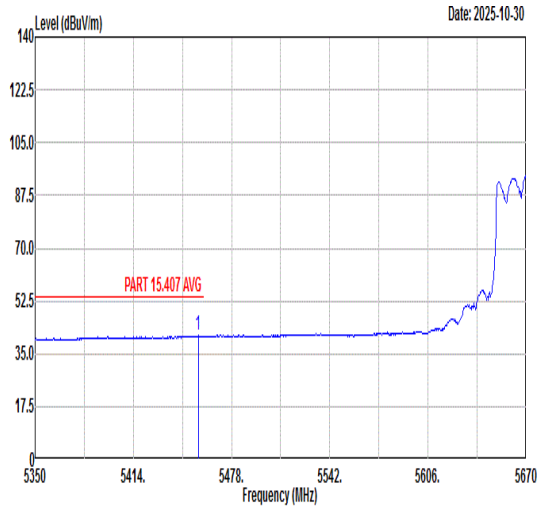 Freq Level Limit Line Margin (dB) Read Level Ant Factor Cable Loss Preamp Factor APos TPos Remark MHz dBuV/m dBuV/m dBuV dB/m dB dB cm deg 1 5456.24 41.07 54.00 -12.93 29.32 35.47 9.69 33.41 317 130 AVERAGE	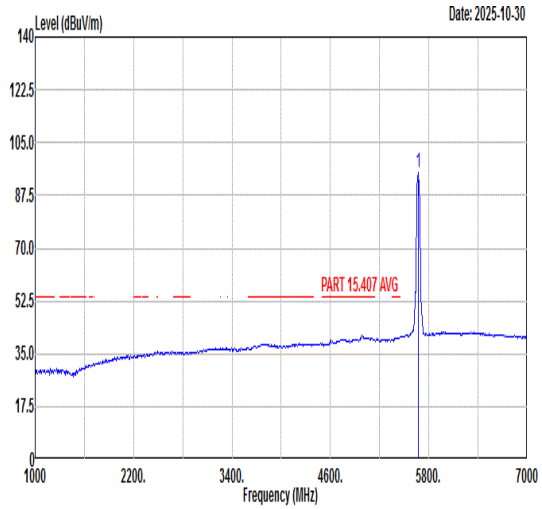 Freq Level Limit Line Margin (dB) Read Level Ant Factor Cable Loss Preamp Factor APos TPos Remark MHz dBuV/m dBuV/m dBuV dB/m dB dB cm deg 1 5670.00 95.07 ------ ------ 82.85 35.74 9.91 33.43 317 130 AVERAGE

Mode	24	
	Band Edge - R	
	U-NII-2C_5.47-5.725_802.11ax HE40_CH134_Full RU_5670MHz	
ANT	24+22	
Pol.	Horizontal	Fundamental
Peak	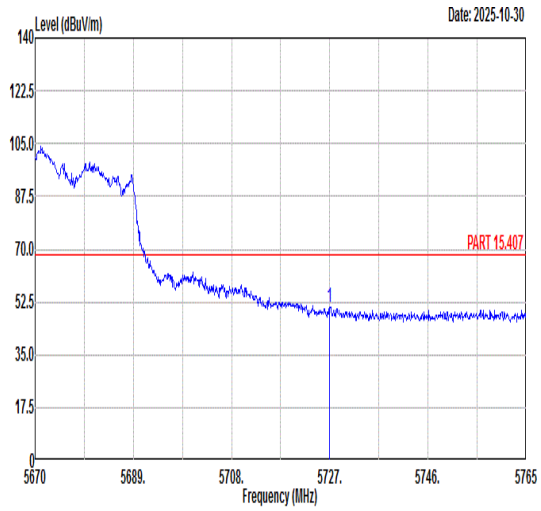 Freq Level Limit Line Margin (dB) Read Level Ant Factor Cable Loss Preamp Factor APos TPos Remark MHz dBuV/m dBuV/m dBuV dB/m dB dB cm deg 1 5727.00 50.62 68.30 -17.68 38.23 35.82 10.02 33.45 317 130 PEAK	Blank

Mode	24	
	Band Edge - L	
	U-NII-2C_5.47-5.725_802.11ax HE40_CH134_Full RU_5670MHz	
ANT	24+22	
Pol.	Vertical	Fundamental
Peak	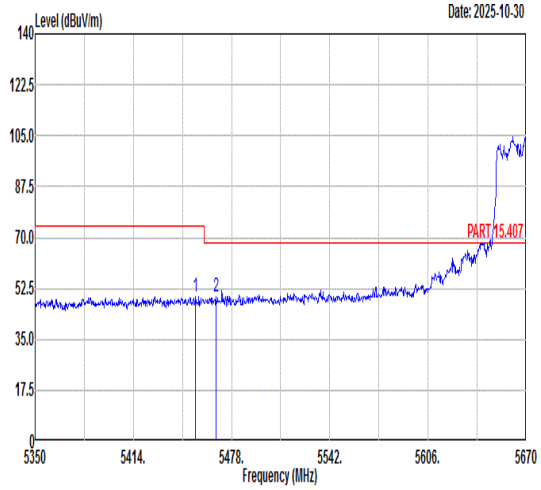 Freq Level Limit Line Margin (dB) Read Level Ant Factor Cable Loss Preamp Factor APos TPos Remark MHz dBuV/m dBuV/m dBuV dB/m dB dB cm deg 1 5454.64 49.85 74.00 -24.15 38.11 35.47 9.68 33.41 182 289 PEAK 2 5468.08 49.51 68.30 -18.79 37.75 35.48 9.69 33.41 182 289 PEAK	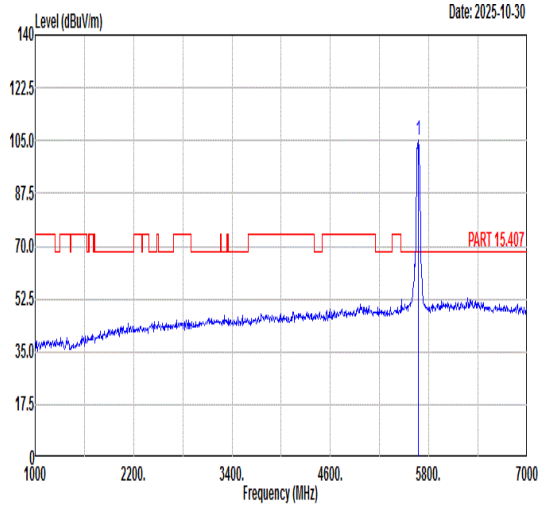 Freq Level Limit Line Margin (dB) Read Level Ant Factor Cable Loss Preamp Factor APos TPos Remark MHz dBuV/m dBuV/m dBuV dB/m dB dB cm deg 1 5670.00 104.99 ------ ------ 92.78 35.74 9.90 33.43 182 289 PEAK
Avg	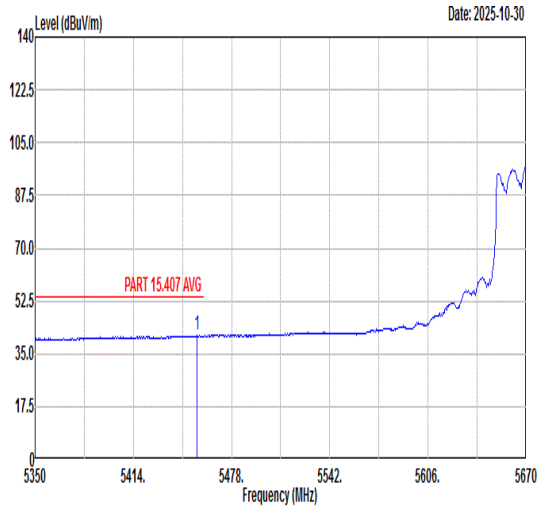 Freq Level Limit Line Margin (dB) Read Level Ant Factor Cable Loss Preamp Factor APos TPos Remark MHz dBuV/m dBuV/m dBuV dB/m dB dB cm deg 1 5455.28 41.27 54.00 -12.73 29.53 35.47 9.68 33.41 182 289 AVERAGE	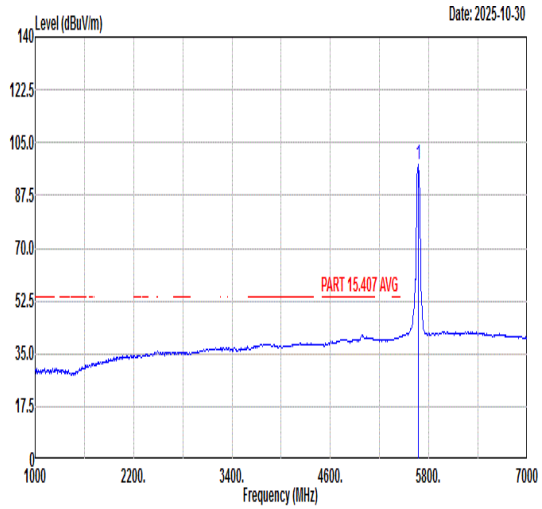 Freq Level Limit Line Margin (dB) Read Level Ant Factor Cable Loss Preamp Factor APos TPos Remark MHz dBuV/m dBuV/m dBuV dB/m dB dB cm deg 1 5670.00 97.80 ------ ------ 85.58 35.74 9.91 33.43 182 289 AVERAGE

Mode	24	
	Band Edge - R	
	U-NII-2C_5.47-5.725_802.11ax HE40_CH134_Full RU_5670MHz	
ANT	24+22	
Pol.	Vertical	Fundamental
Peak	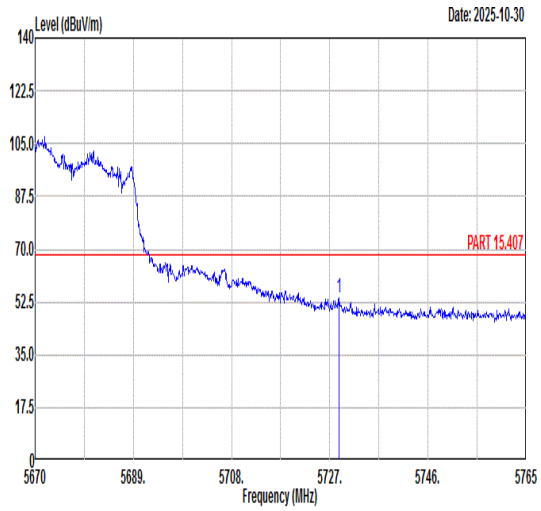 Freq Level Limit Line Margin (dB) Read Level Ant Factor Cable Loss Preamp Factor APos TPos Remark MHz dBuV/m dBuV/m dBuV dB/m dB dB cm deg 1 5728.81 53.75 68.30 -14.55 41.35 35.82 10.03 33.45 182 289 PEAK	Blank

Mode	25	
	Band Edge - L	
	U-NII-1_5.15-5.25_802.11ax HE80_CH42_Full RU_5210MHz	
ANT	24+22	
Pol.	Horizontal	Fundamental
Peak	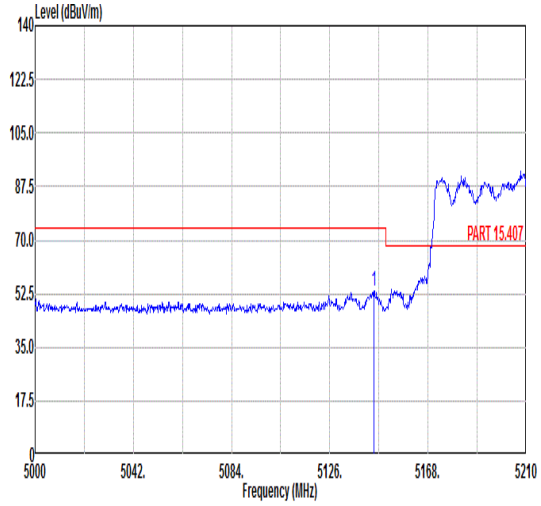 Freq Level Limit Line Margin Read Level Ant Factor Cable Loss Preamp Factor APos TPos Remark MHz dBuV/m dBuV/m dB dBuV dB/m dB dB cm deg 1 5144.90 53.28 74.00 -20.72 42.93 35.29 8.53 33.47 373 48 PEAK	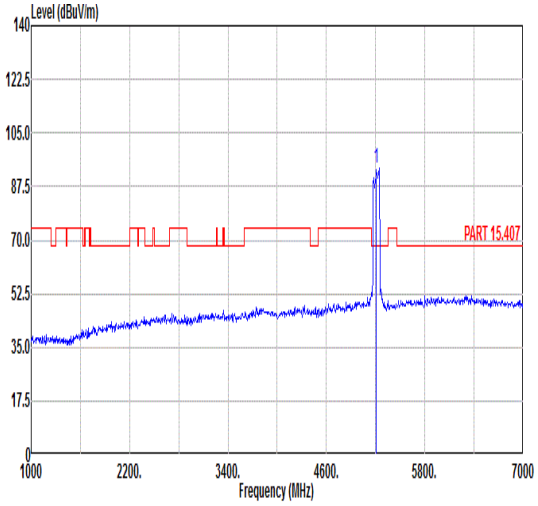 Freq Level Limit Line Margin Read Level Ant Factor Cable Loss Preamp Factor APos TPos Remark MHz dBuV/m dBuV/m dB dBuV dB/m dB dB cm deg 1 5210.00 93.73 ------ ------ 83.02 35.35 8.81 33.45 373 48 PEAK
Avg	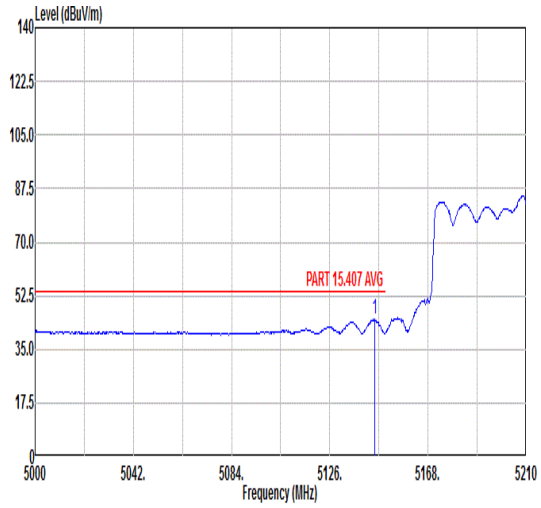 Freq Level Limit Line Margin Read Level Ant Factor Cable Loss Preamp Factor APos TPos Remark MHz dBuV/m dBuV/m dB dBuV dB/m dB dB cm deg 1 5145.32 44.82 54.00 -9.18 34.47 35.29 8.53 33.47 373 48 AVERAGE	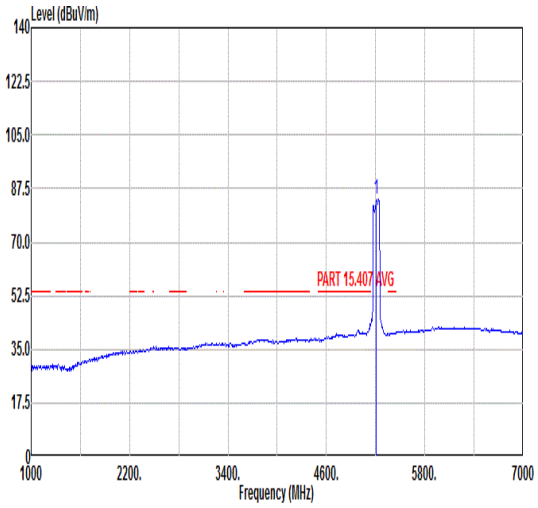 Freq Level Limit Line Margin Read Level Ant Factor Cable Loss Preamp Factor APos TPos Remark MHz dBuV/m dBuV/m dB dBuV dB/m dB dB cm deg 1 5210.00 83.89 ------ ------ 73.34 35.33 8.68 33.46 373 48 AVERAGE

Mode	25	
	Band Edge - R	
	U-NII-1_5.15-5.25_802.11ax HE80_CH42_Full RU_5210MHz	
ANT	24+22	
Pol.	Horizontal	Fundamental
Peak	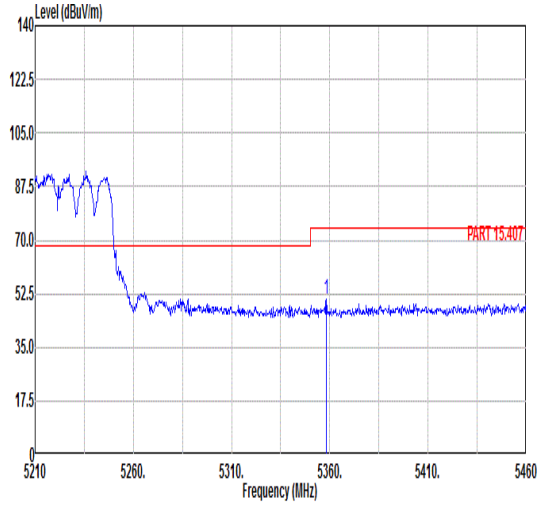 Freq Level Limit Line Margin Read Level Ant Factor Cable Loss Preamp Factor APos TPos Remark MHz dBuV/m dBuV/m dB dBuV dB/m dB dB cm deg 1 5358.25 50.46 74.00 -23.54 39.07 35.41 9.41 33.43 373 48 PEAK	Blank
Avg	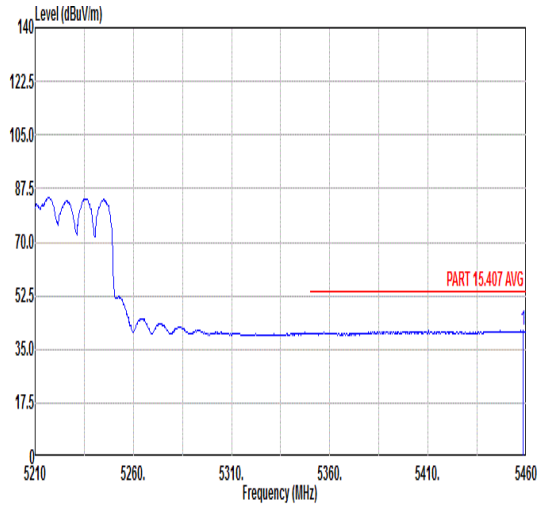 Freq Level Limit Line Margin Read Level Ant Factor Cable Loss Preamp Factor APos TPos Remark MHz dBuV/m dBuV/m dB dBuV dB/m dB dB cm deg 1 5458.50 41.06 54.00 -12.94 29.30 35.48 9.69 33.41 373 48 AVERAGE	Blank

Mode	25	
	Band Edge - L	
	U-NII-1_5.15-5.25_802.11ax HE80_CH42_Full RU_5210MHz	
ANT	24+22	
Pol.	Vertical	Fundamental
Peak	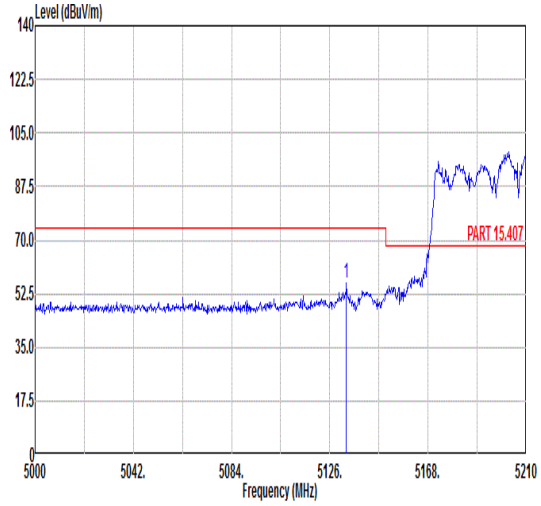 Freq Level Limit Line Margin Read Level Ant Factor Cable Loss Preamp Factor APos TPos Remark MHz dBuV/m dBuV/m dB dBuV dB/m dB dB cm deg 1 5133.14 55.90 74.00 -18.10 45.59 35.28 8.50 33.47 212 297 PEAK	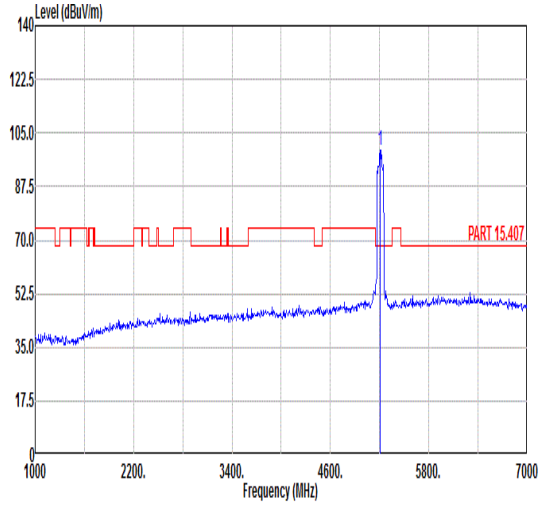 Freq Level Limit Line Margin Read Level Ant Factor Cable Loss Preamp Factor APos TPos Remark MHz dBuV/m dBuV/m dB dBuV dB/m dB dB cm deg 1 5210.00 99.55 ------ ------ 89.03 35.33 8.65 33.46 212 297 PEAK
Avg	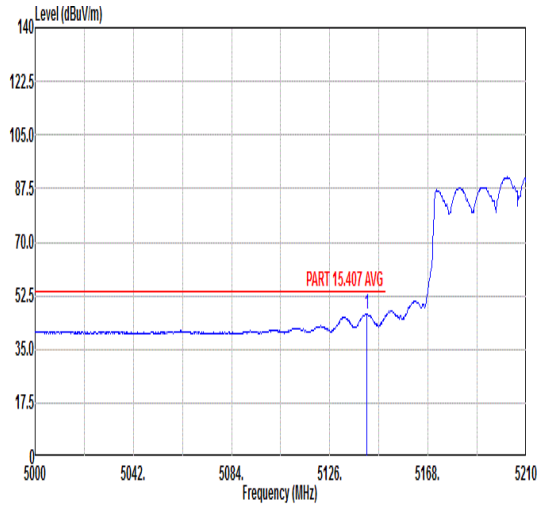 Freq Level Limit Line Margin Read Level Ant Factor Cable Loss Preamp Factor APos TPos Remark MHz dBuV/m dBuV/m dB dBuV dB/m dB dB cm deg 1 5141.75 46.36 54.00 -7.64 36.02 35.29 8.52 33.47 212 297 AVERAGE	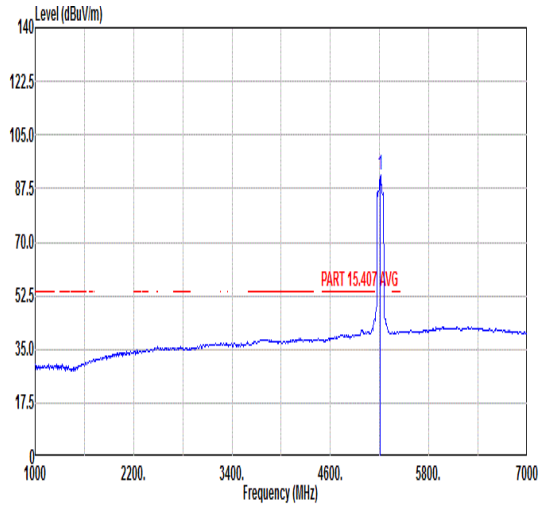 Freq Level Limit Line Margin Read Level Ant Factor Cable Loss Preamp Factor APos TPos Remark MHz dBuV/m dBuV/m dB dBuV dB/m dB dB cm deg 1 5210.00 91.83 ------ ------ 81.31 35.33 8.65 33.46 212 297 AVERAGE

Mode	25	
	Band Edge - R	
	U-NII-1_5.15-5.25_802.11ax HE80_CH42_Full RU_5210MHz	
ANT	24+22	
Pol.	Vertical	Fundamental
Peak	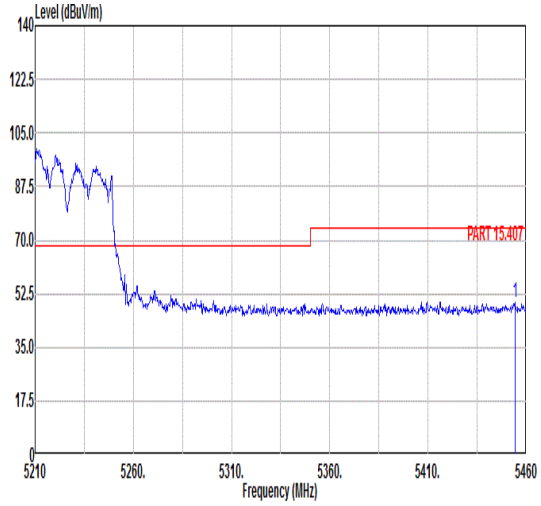 Freq Level Limit Line Margin Read Level Ant Factor Cable Loss Preamp Factor APos TPos Remark MHz dBuV/m dBuV/m dB dBuV dB/m dB dB cm deg 1 5454.25 49.86 74.00 -24.14 38.12 35.47 9.68 33.41 212 297 PEAK	Blank
Avg	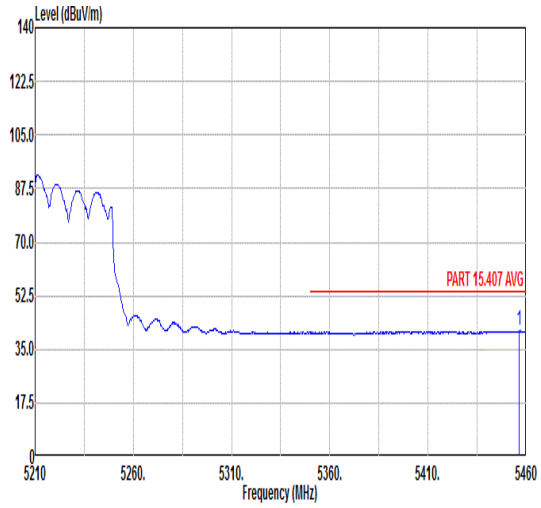 Freq Level Limit Line Margin Read Level Ant Factor Cable Loss Preamp Factor APos TPos Remark MHz dBuV/m dBuV/m dB dBuV dB/m dB dB cm deg 1 5456.50 41.25 54.00 -12.75 29.50 35.47 9.69 33.41 212 297 AVERAGE	Blank

Mode	25	
	Harmonic	
	U-NII-1_5.15-5.25_802.11ax HE80_CH42_Full RU_5210MHz	
ANT	24+22	
Pol.	Horizontal	Vertical
Peak Avg	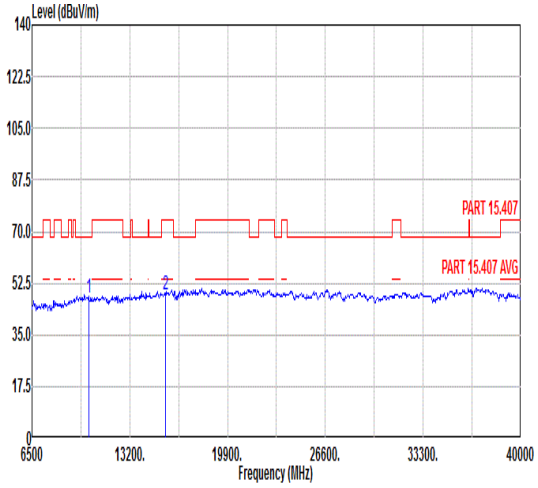 Freq Level Limit Line Margin Read Level Ant Factor Cable Loss Preamp Factor APos TPos Remark MHz dBuV/m dBuV/m dB dBuV dB/m dB dB cm deg 1 10420.00 47.49 68.30 -20.81 61.04 38.07 12.11 63.73 --- --- Peak 2 15630.00 48.59 74.00 -25.41 57.40 41.01 14.62 64.44 --- --- Peak	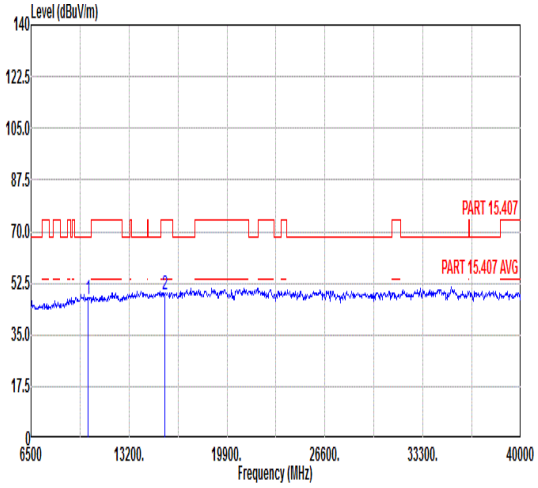 Freq Level Limit Line Margin Read Level Ant Factor Cable Loss Preamp Factor APos TPos Remark MHz dBuV/m dBuV/m dB dBuV dB/m dB dB cm deg 1 10420.00 47.12 68.30 -21.18 60.67 38.07 12.11 63.73 --- --- Peak 2 15630.00 48.44 74.00 -25.56 57.25 41.01 14.62 64.44 --- --- Peak

Mode	26	
	Band Edge - L	
	U-NII-2A_5.25-5.35_802.11ax HE80_CH58_Full RU_5290MHz	
ANT	24+22	
Pol.	Horizontal	Fundamental
Peak	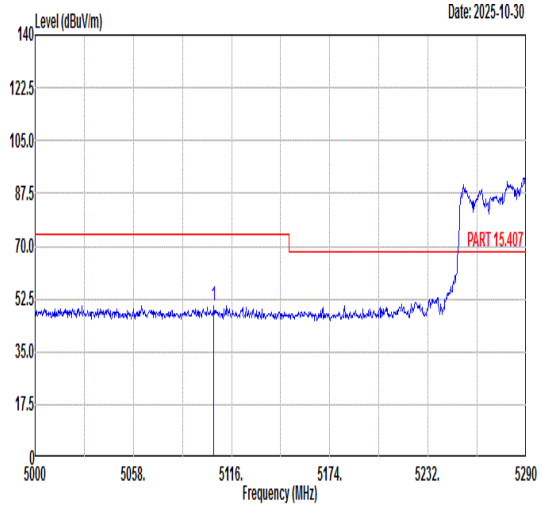 Freq Level Limit Line Margin (dB) Read Level Ant Factor Cable Loss Preamp Factor APos TPos Remark MHz dBuV/m dBuV/m dBuV dB/m dB dB cm deg 1 5105.56 50.41 74.00 -23.59 40.18 35.26 8.45 33.48 400 41 PEAK	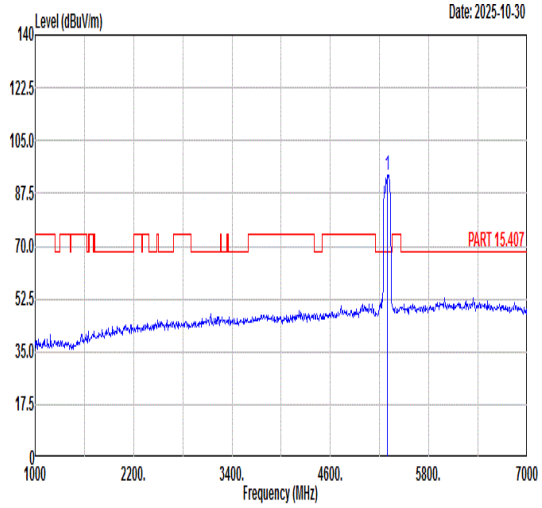 Freq Level Limit Line Margin (dB) Read Level Ant Factor Cable Loss Preamp Factor APos TPos Remark MHz dBuV/m dBuV/m dBuV dB/m dB dB cm deg 1 5290.00 93.49 ------ ------ 82.40 35.38 9.15 33.44 400 41 PEAK
Avg	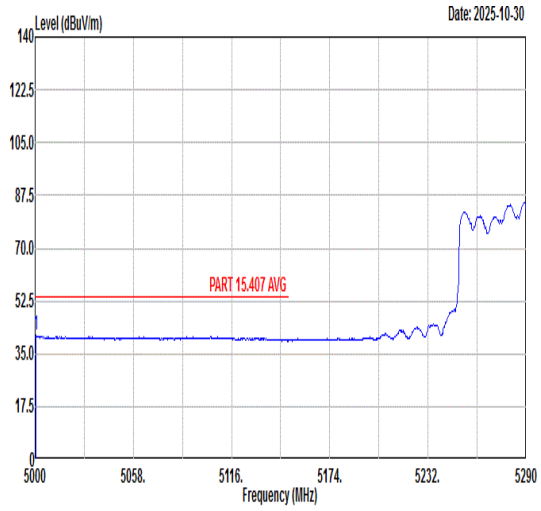 Freq Level Limit Line Margin (dB) Read Level Ant Factor Cable Loss Preamp Factor APos TPos Remark MHz dBuV/m dBuV/m dBuV dB/m dB dB cm deg 1 5000.29 41.07 54.00 -12.93 31.03 35.20 8.34 33.50 400 41 AVERAGE	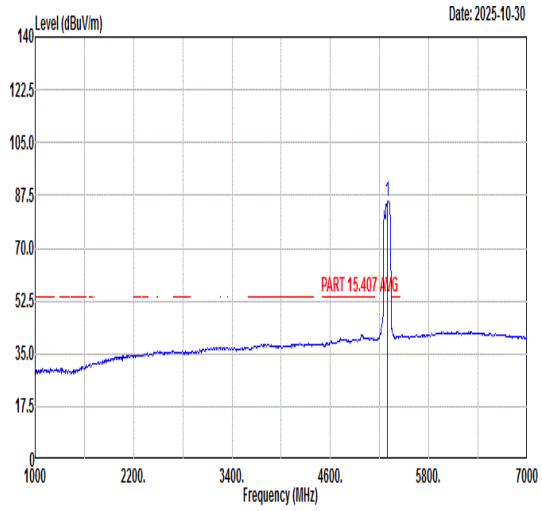 Freq Level Limit Line Margin (dB) Read Level Ant Factor Cable Loss Preamp Factor APos TPos Remark MHz dBuV/m dBuV/m dBuV dB/m dB dB cm deg 1 5290.00 85.81 ------ ------ 74.78 35.38 9.09 33.44 400 41 AVERAGE

Mode	26	
	Band Edge - R	
	U-NII-2A_5.25-5.35_802.11ax HE80_CH58_Full RU_5290MHz	
ANT	24+22	
Pol.	Horizontal	Fundamental
Peak	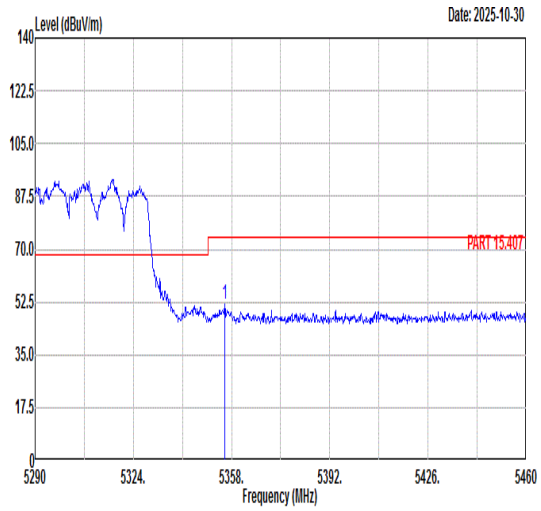 Freq Level Limit Line Margin (dB) Read Level Ant Factor Cable Loss Preamp Factor APos TPos Remark MHz dBuV/m dBuV/m dBuV dB/m dB dB cm deg 1 5355.62 51.56 74.00 -22.44 40.19 35.41 9.39 33.43 400 41 PEAK	Blank
Avg	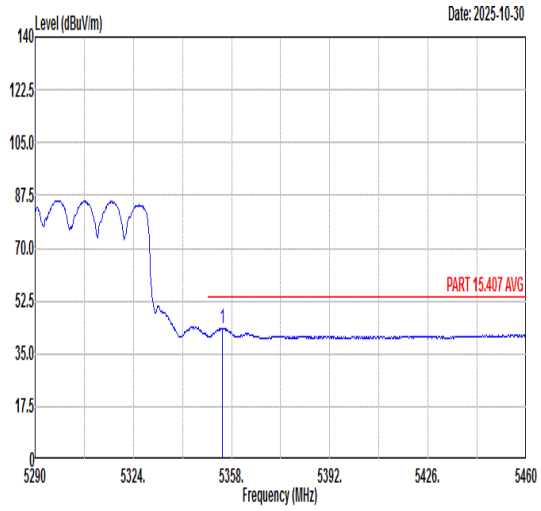 Freq Level Limit Line Margin (dB) Read Level Ant Factor Cable Loss Preamp Factor APos TPos Remark MHz dBuV/m dBuV/m dBuV dB/m dB dB cm deg 1 5354.77 43.48 54.00 -10.52 32.11 35.41 9.39 33.43 400 41 AVERAGE	Blank

Mode	26	
	Band Edge - L	
	U-NII-2A_5.25-5.35_802.11ax HE80_CH58_Full RU_5290MHz	
ANT	24+22	
Pol.	Vertical	Fundamental
Peak	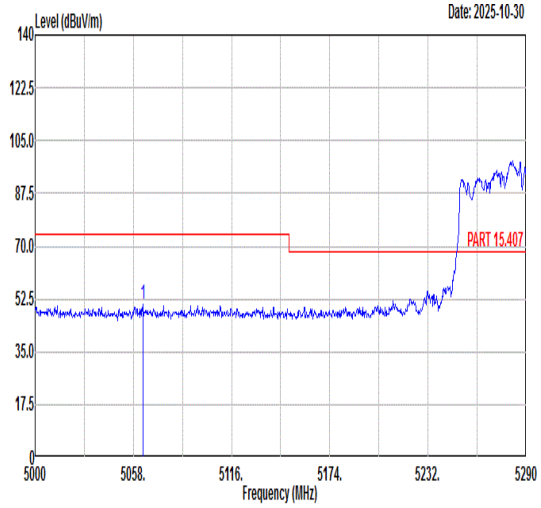 Freq Level Limit Line Margin (dB) Read Level Ant Factor Cable Loss Preamp Factor APos TPos Remark MHz dBuV/m dBuV/m dBuV dB/m dB dB cm deg 1 5063.51 50.94 74.00 -23.06 40.81 35.24 8.38 33.49 200 299 PEAK	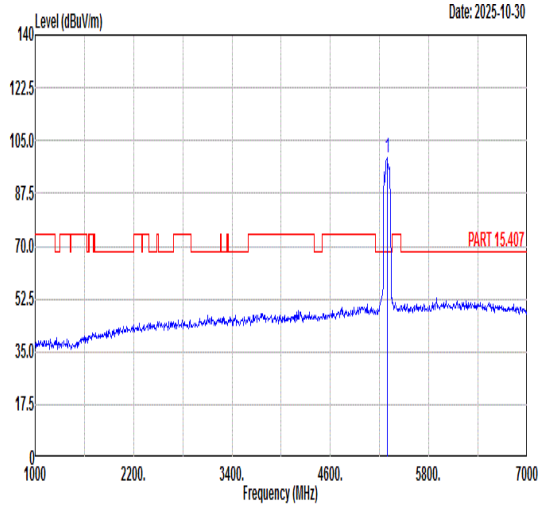 Freq Level Limit Line Margin (dB) Read Level Ant Factor Cable Loss Preamp Factor APos TPos Remark MHz dBuV/m dBuV/m dBuV dB/m dB dB cm deg 1 5290.00 99.55 ------ ------ 88.57 35.37 9.05 33.44 200 299 PEAK
Avg	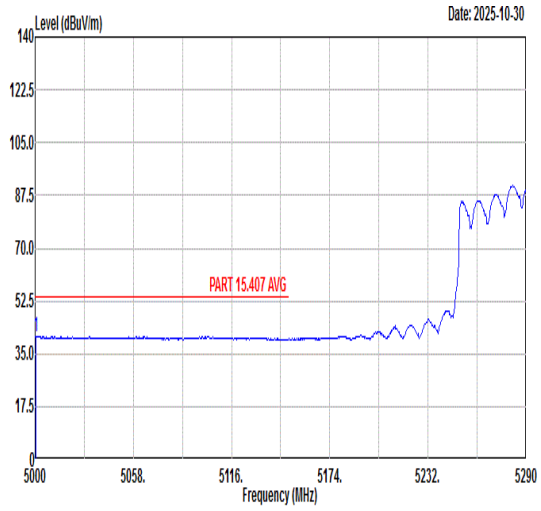 Freq Level Limit Line Margin (dB) Read Level Ant Factor Cable Loss Preamp Factor APos TPos Remark MHz dBuV/m dBuV/m dBuV dB/m dB dB cm deg 1 5000.29 40.81 54.00 -13.19 30.77 35.20 8.34 33.50 200 299 AVERAGE	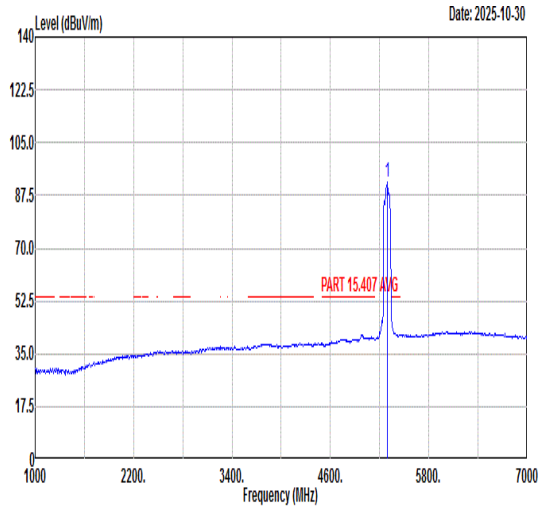 Freq Level Limit Line Margin (dB) Read Level Ant Factor Cable Loss Preamp Factor APos TPos Remark MHz dBuV/m dBuV/m dBuV dB/m dB dB cm deg 1 5290.00 91.86 ------ ------ 80.88 35.37 9.05 33.44 200 299 AVERAGE

Mode	26	
	Band Edge - R	
	U-NII-2A_5.25-5.35_802.11ax HE80_CH58_Full RU_5290MHz	
ANT	24+22	
Pol.	Vertical	Fundamental
Peak	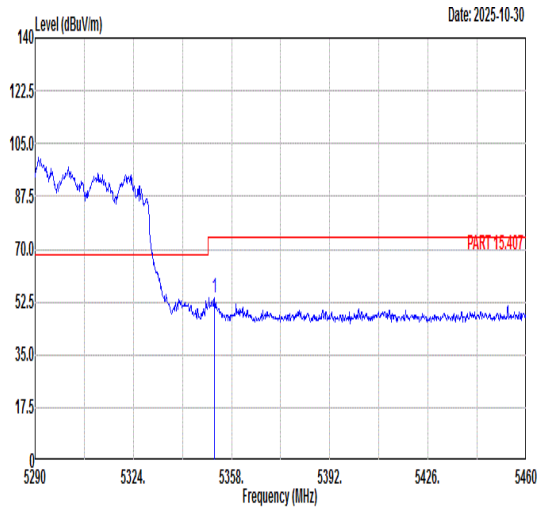 Freq Level Limit Line Margin (dB) Read Level Ant Factor Cable Loss Preamp Factor APos TPos Remark MHz dBuV/m dBuV/m dBuV dB/m dB dB cm deg 1 5352.05 54.14 74.00 -19.86 42.78 35.41 9.38 33.43 200 299 PEAK	Blank
Avg	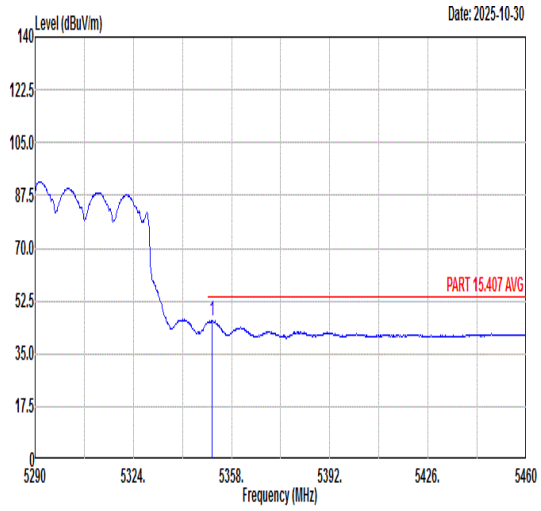 Freq Level Limit Line Margin (dB) Read Level Ant Factor Cable Loss Preamp Factor APos TPos Remark MHz dBuV/m dBuV/m dBuV dB/m dB dB cm deg 1 5351.37 45.93 54.00 -8.07 34.58 35.41 9.37 33.43 200 299 AVERAGE	Blank

Mode	27	
	Band Edge - L	
	U-NII-2C_5.47-5.725_802.11ax HE80_CH106_Full RU_5530MHz	
ANT	24+22	
Pol.	Horizontal	Fundamental
Peak	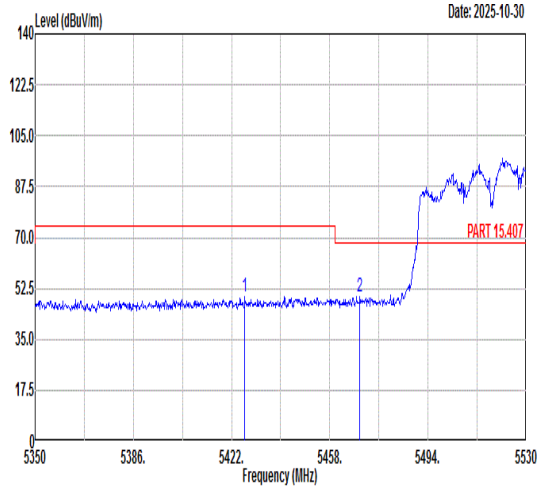 Freq Level Limit Line Margin (dB) Read Level Ant Factor Cable Loss Preamp Factor APos TPos Remark MHz dBuV/m dBuV/m dBuV dB/m dB dB cm deg 1 5426.86 49.48 74.00 -24.52 37.76 35.46 9.67 33.41 400 131 PEAK 2 5468.98 49.58 68.30 -18.72 37.82 35.48 9.69 33.41 400 131 PEAK	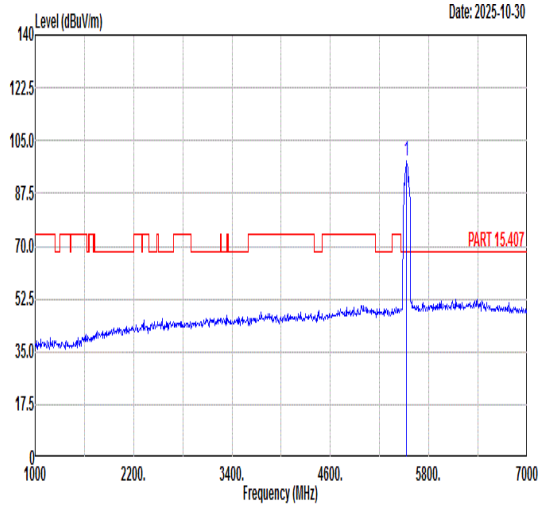 Freq Level Limit Line Margin (dB) Read Level Ant Factor Cable Loss Preamp Factor APos TPos Remark MHz dBuV/m dBuV/m dBuV dB/m dB dB cm deg 1 5530.00 98.26 ------ ------ 86.41 35.54 9.72 33.41 400 131 PEAK
Avg	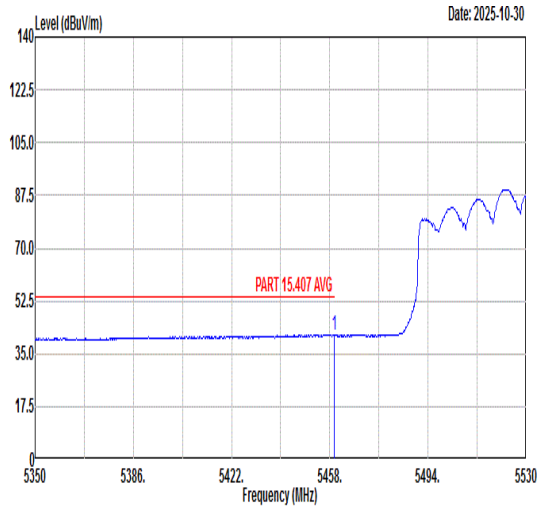 Freq Level Limit Line Margin (dB) Read Level Ant Factor Cable Loss Preamp Factor APos TPos Remark MHz dBuV/m dBuV/m dBuV dB/m dB dB cm deg 1 5459.62 41.34 54.00 -12.66 29.58 35.48 9.69 33.41 400 131 AVERAGE	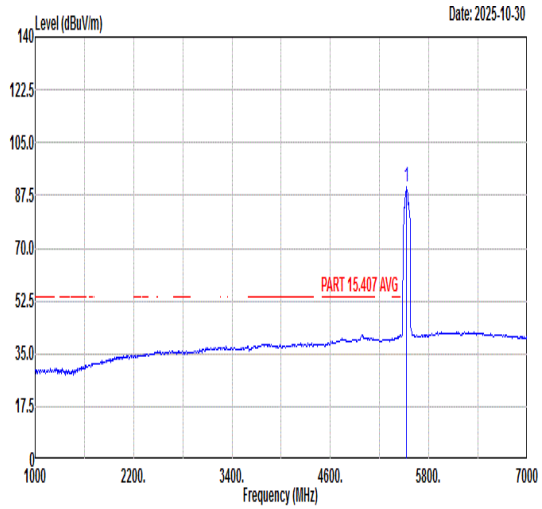 Freq Level Limit Line Margin (dB) Read Level Ant Factor Cable Loss Preamp Factor APos TPos Remark MHz dBuV/m dBuV/m dBuV dB/m dB dB cm deg 1 5530.00 90.49 ------ ------ 78.64 35.54 9.72 33.41 400 131 AVERAGE

Mode	27	
	Band Edge - R	
	U-NII-2C_5.47-5.725_802.11ax HE80_CH106_Full RU_5530MHz	
ANT	24+22	
Pol.	Horizontal	Fundamental
Peak	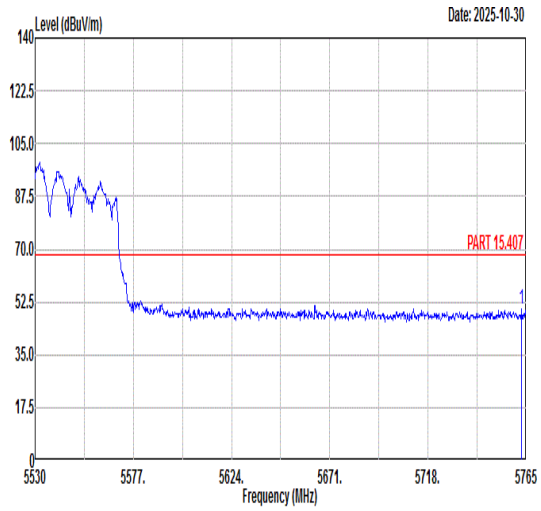 Freq Level Limit Line Margin (dB) Read Level Ant Factor Cable Loss Preamp Factor APos TPos Remark MHz dBuV/m dBuV/m dBuV dB/m dB dB cm deg 1 5762.89 50.22 68.30 -18.08 37.70 35.87 10.10 33.45 400 131 PEAK	Blank

Mode	27	
	Band Edge - L	
	U-NII-2C_5.47-5.725_802.11ax HE80_CH106_Full RU_5530MHz	
ANT	24+22	
Pol.	Vertical	Fundamental
Peak	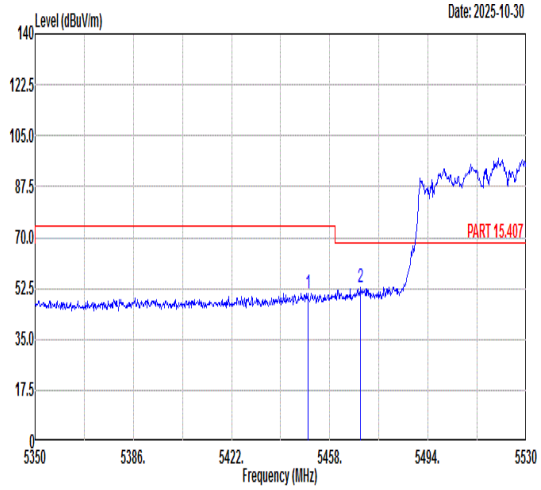 Freq Level Limit Line Margin (dB) Read Level Ant Factor Cable Loss Preamp Factor APos TPos Remark MHz dBuV/m dBuV/m dBuV dB/m dB dB cm deg 1 5449.90 50.66 74.00 -23.34 38.92 35.47 9.68 33.41 301 273 PEAK 2 5469.34 52.75 68.30 -15.55 40.99 35.48 9.69 33.41 301 273 PEAK	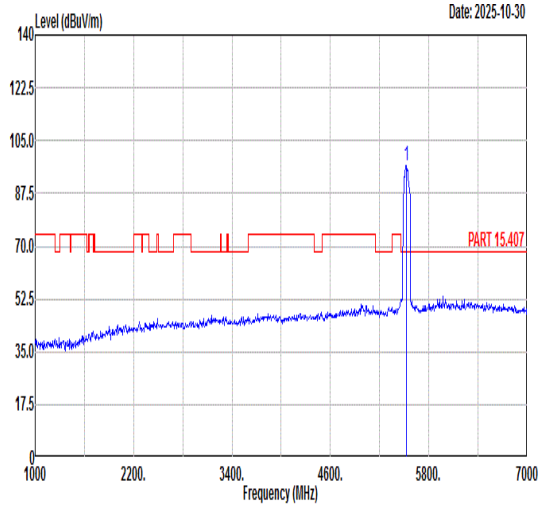 Freq Level Limit Line Margin (dB) Read Level Ant Factor Cable Loss Preamp Factor APos TPos Remark MHz dBuV/m dBuV/m dBuV dB/m dB dB cm deg 1 5530.00 96.84 ------ ------ 84.99 35.53 9.72 33.40 301 273 PEAK
Avg	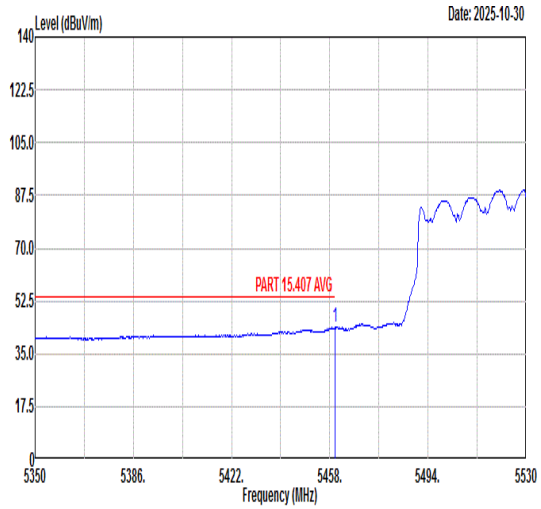 Freq Level Limit Line Margin (dB) Read Level Ant Factor Cable Loss Preamp Factor APos TPos Remark MHz dBuV/m dBuV/m dBuV dB/m dB dB cm deg 1 5459.98 43.72 54.00 -10.28 31.96 35.48 9.69 33.41 301 273 AVERAGE	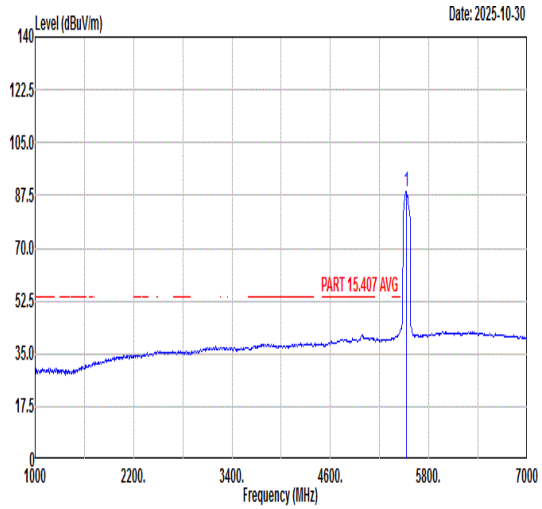 Freq Level Limit Line Margin (dB) Read Level Ant Factor Cable Loss Preamp Factor APos TPos Remark MHz dBuV/m dBuV/m dBuV dB/m dB dB cm deg 1 5530.00 88.79 ------ ------ 76.94 35.54 9.72 33.41 301 273 AVERAGE

Mode	27	
	Band Edge - R	
	U-NII-2C_5.47-5.725_802.11ax HE80_CH106_Full RU_5530MHz	
ANT	24+22	
Pol.	Vertical	Fundamental
Peak	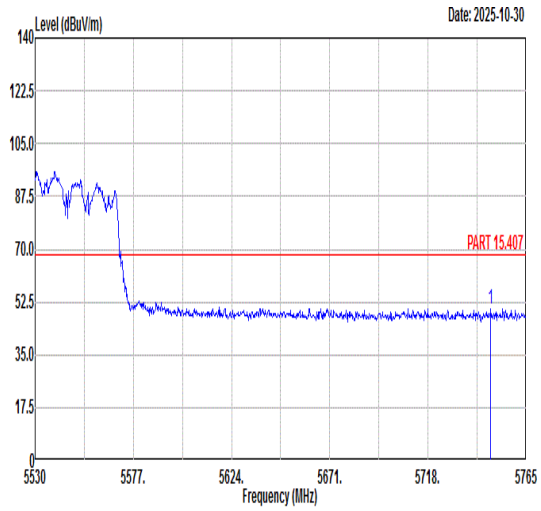 Freq Level Limit Line Margin (dB) Read Level Ant Factor Cable Loss Preamp Factor APos TPos Remark MHz dBuV/m dBuV/m dBuV dB/m dB dB cm deg 1 5748.08 50.40 68.30 -17.90 37.93 35.85 10.07 33.45 301 273 PEAK	Blank

Mode	28	
	Band Edge - L	
	U-NII-2C_5.47-5.725_802.11ax HE80_CH122_Full RU_5610MHz	
ANT	24+22	
Pol.	Horizontal	Fundamental
Peak	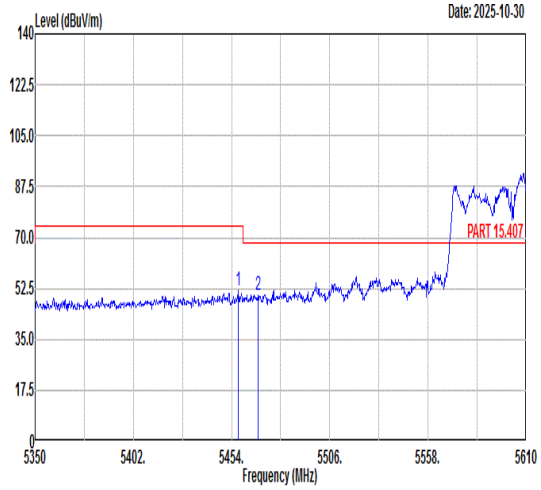 Freq Level Limit Line Margin (dB) Read Level Ant Factor Cable Loss Preamp Factor APos TPos Remark MHz dBuV/m dBuV/m dBuV dB/m dB dB cm deg 1 5457.38 51.57 74.00 -22.43 39.82 35.47 9.69 33.41 400 119 PEAK 2 5468.04 50.43 68.30 -17.87 38.67 35.48 9.69 33.41 400 119 PEAK	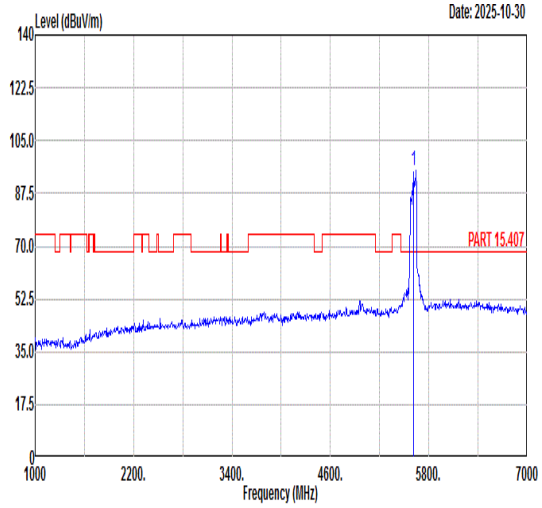 Freq Level Limit Line Margin (dB) Read Level Ant Factor Cable Loss Preamp Factor APos TPos Remark MHz dBuV/m dBuV/m dBuV dB/m dB dB cm deg 1 5610.00 95.00 ------ ------ 82.88 35.70 9.85 33.43 400 119 PEAK
Avg	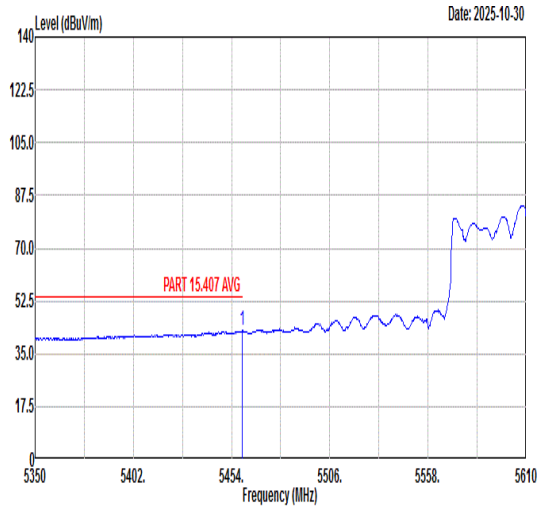 Freq Level Limit Line Margin (dB) Read Level Ant Factor Cable Loss Preamp Factor APos TPos Remark MHz dBuV/m dBuV/m dBuV dB/m dB dB cm deg 1 5459.72 42.65 54.00 -11.35 30.89 35.48 9.69 33.41 400 119 AVERAGE	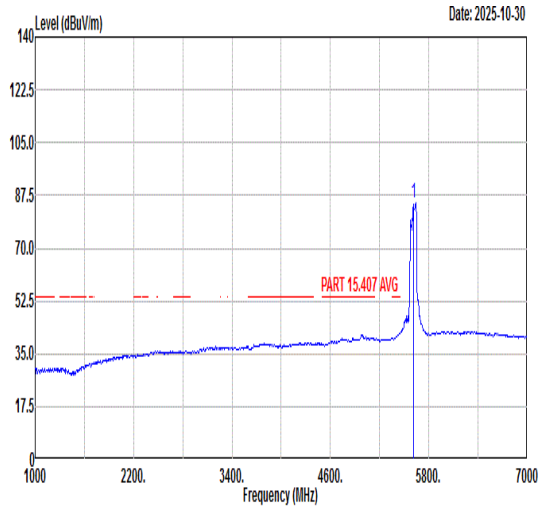 Freq Level Limit Line Margin (dB) Read Level Ant Factor Cable Loss Preamp Factor APos TPos Remark MHz dBuV/m dBuV/m dBuV dB/m dB dB cm deg 1 5610.00 85.19 ------ ------ 73.07 35.70 9.85 33.43 400 119 AVERAGE

Mode	28	
	Band Edge - R	
	U-NII-2C_5.47-5.725_802.11ax HE80_CH122_Full RU_5610MHz	
ANT	24+22	
Pol.	Horizontal	Fundamental
Peak	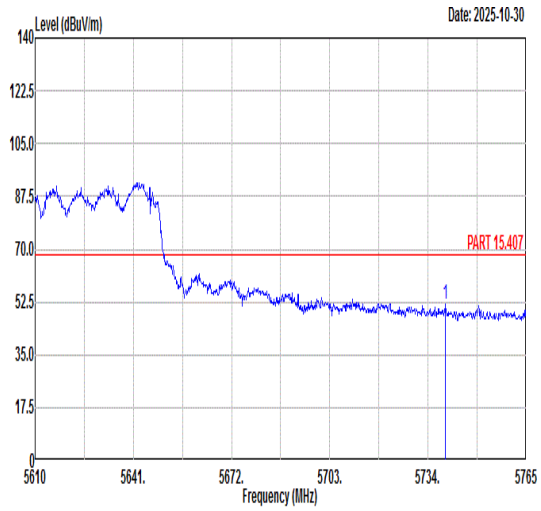 Freq Level Limit Line Margin (dB) Read Level Ant Factor Cable Loss Preamp Factor APos TPos Remark MHz dBuV/m dBuV/m dBuV dB/m dB dB cm deg 1 5739.58 51.58 68.30 -16.72 39.14 35.84 10.05 33.45 400 119 PEAK	Blank

Mode	28	
	Band Edge - L	
	U-NII-2C_5.47-5.725_802.11ax HE80_CH122_Full RU_5610MHz	
ANT	24+22	
Pol.	Vertical	Fundamental
Peak	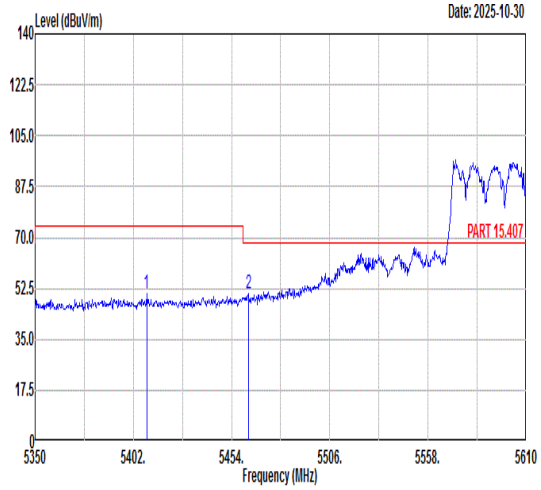 Freq Level Limit Line Margin (dB) Read Level Ant Factor Cable Loss Preamp Factor APos TPos Remark MHz dBuV/m dBuV/m dBuV dB/m dB dB cm deg 1 5409.02 50.46 74.00 -23.54 38.77 35.45 9.66 33.42 400 121 PEAK 2 5462.84 50.89 68.30 -17.41 39.13 35.48 9.69 33.41 400 121 PEAK	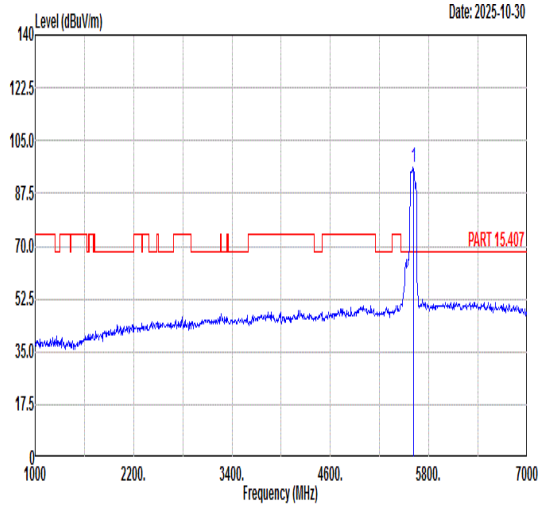 Freq Level Limit Line Margin (dB) Read Level Ant Factor Cable Loss Preamp Factor APos TPos Remark MHz dBuV/m dBuV/m dBuV dB/m dB dB cm deg 1 5610.00 96.21 ------ ------ 84.23 35.64 9.76 33.42 400 121 PEAK
Avg	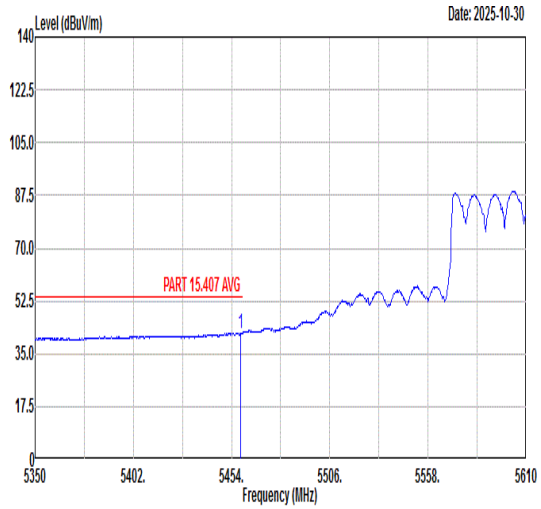 Freq Level Limit Line Margin (dB) Read Level Ant Factor Cable Loss Preamp Factor APos TPos Remark MHz dBuV/m dBuV/m dBuV dB/m dB dB cm deg 1 5458.94 41.87 54.00 -12.13 30.11 35.48 9.69 33.41 400 121 AVERAGE	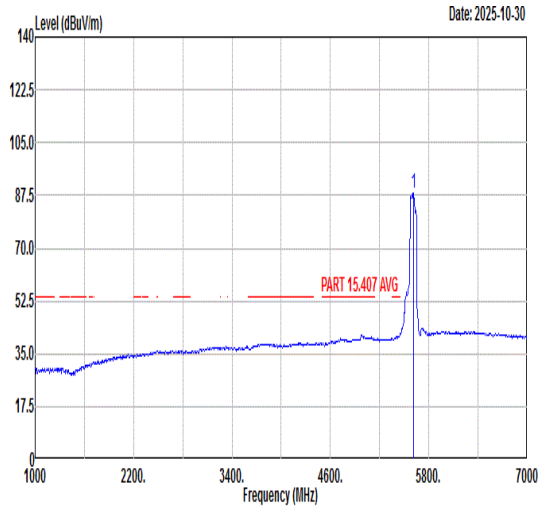 Freq Level Limit Line Margin (dB) Read Level Ant Factor Cable Loss Preamp Factor APos TPos Remark MHz dBuV/m dBuV/m dBuV dB/m dB dB cm deg 1 5610.00 88.47 ------ ------ 76.44 35.66 9.79 33.42 400 121 AVERAGE

Mode	28	
	Band Edge - R	
	U-NII-2C_5.47-5.725_802.11ax HE80_CH122_Full RU_5610MHz	
ANT	24+22	
Pol.	Vertical	Fundamental
Peak	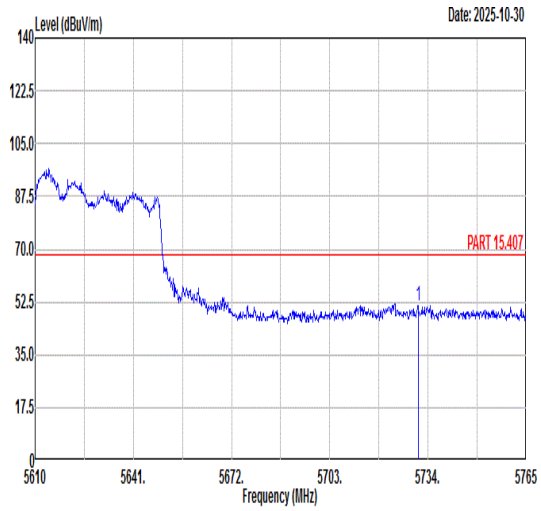 Freq Level Limit Line Margin (dB) Read Level Ant Factor Cable Loss Preamp Factor APos TPos Remark MHz dBuV/m dBuV/m dBuV dB/m dB dB cm deg 1 5730.90 51.43 68.30 -16.87 39.03 35.82 10.03 33.45 400 121 PEAK	Blank

Mode	29	
	Band Edge - L	
	U-NII-2A_5.25-5.35_802.11ax HE160_CH50_Full RU_5250MHz	
ANT	24+22	
Pol.	Horizontal	Fundamental
Peak	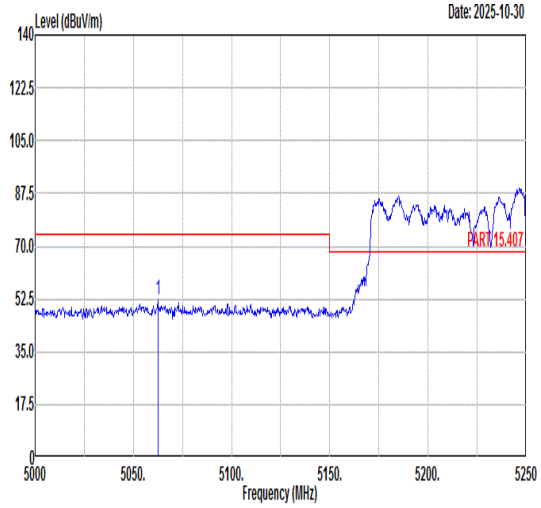 Freq Level Limit Line Margin (dB) Read Level Ant Factor Cable Loss Preamp Factor APos TPos Remark MHz dBuV/m dBuV/m dBuV dB/m dB dB cm deg 1 5062.50 52.12 74.00 -21.88 42.00 35.24 8.37 33.49 400 157 PEAK	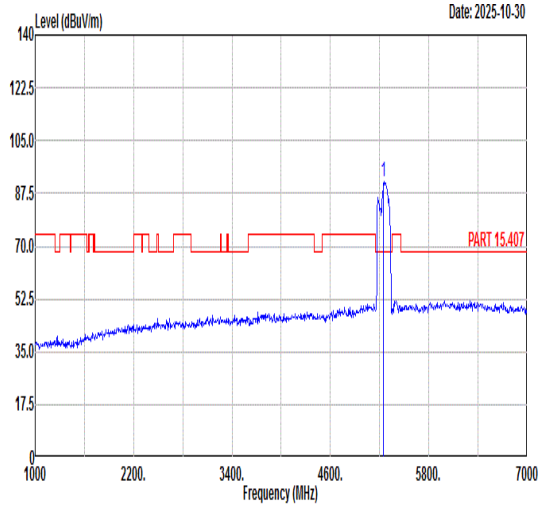 Freq Level Limit Line Margin (dB) Read Level Ant Factor Cable Loss Preamp Factor APos TPos Remark MHz dBuV/m dBuV/m dBuV dB/m dB dB cm deg 1 5250.00 91.35 ------ ------ 80.58 35.35 8.87 33.45 400 157 PEAK
Avg	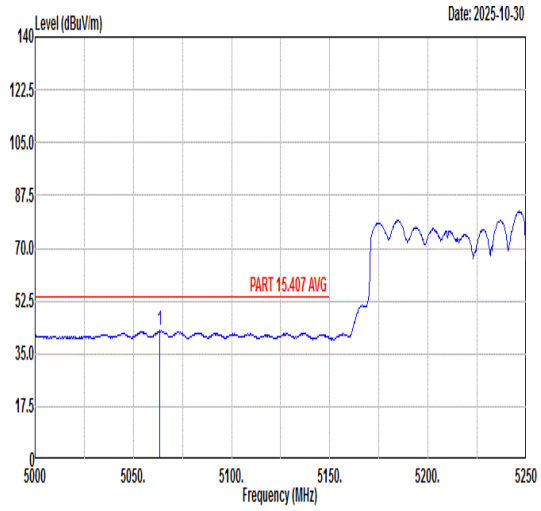 Freq Level Limit Line Margin (dB) Read Level Ant Factor Cable Loss Preamp Factor APos TPos Remark MHz dBuV/m dBuV/m dBuV dB/m dB dB cm deg 1 5063.25 42.57 54.00 -11.43 32.44 35.24 8.38 33.49 400 157 AVERAGE	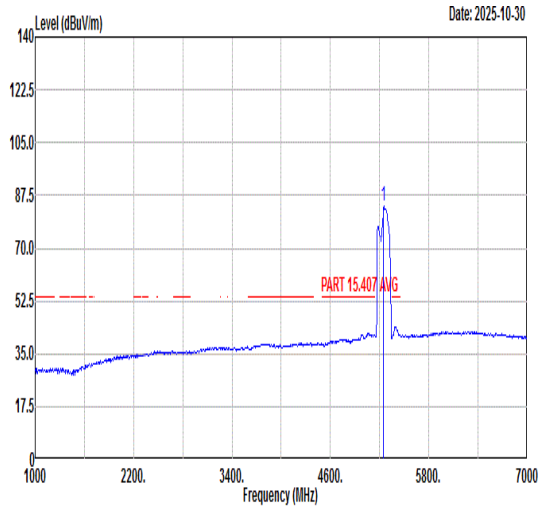 Freq Level Limit Line Margin (dB) Read Level Ant Factor Cable Loss Preamp Factor APos TPos Remark MHz dBuV/m dBuV/m dBuV dB/m dB dB cm deg 1 5250.00 84.10 ------ ------ 73.33 35.35 8.87 33.45 400 157 AVERAGE

Mode	29	
	Band Edge - R	
	U-NII-2A_5.25-5.35_802.11ax HE160_CH50_Full RU_5250MHz	
ANT	24+22	
Pol.	Horizontal	Fundamental
Peak	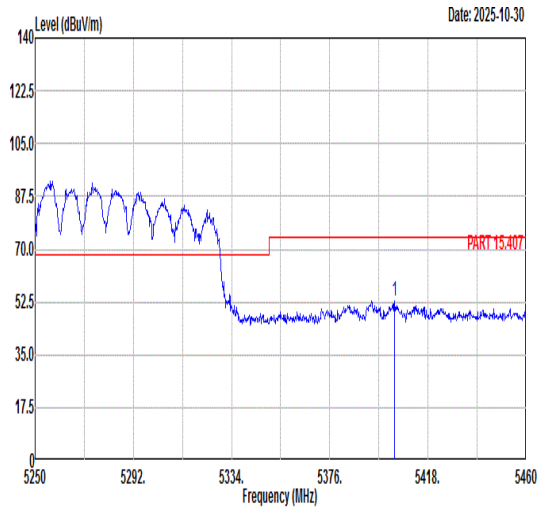 Freq Level Limit Line Margin (dB) Read Level Ant Factor Cable Loss Preamp Factor APos TPos Remark MHz dBuV/m dBuV/m dBuV dB/m dB dB cm deg 1 5403.72 52.73 74.00 -21.27 41.07 35.44 9.64 33.42 400 157 PEAK	Blank
Avg	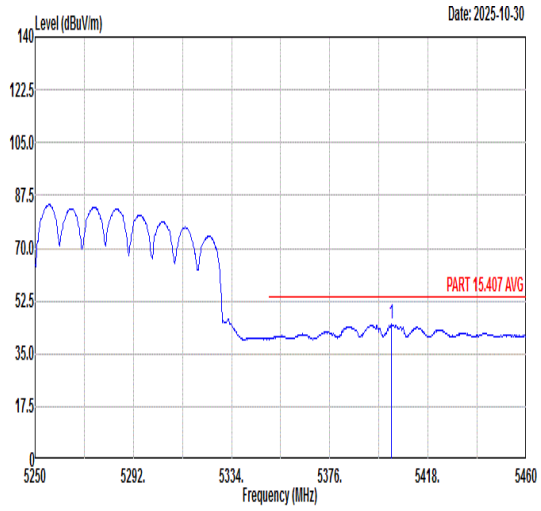 Freq Level Limit Line Margin (dB) Read Level Ant Factor Cable Loss Preamp Factor APos TPos Remark MHz dBuV/m dBuV/m dBuV dB/m dB dB cm deg 1 5402.46 44.90 54.00 -9.10 33.24 35.44 9.64 33.42 400 157 AVERAGE	Blank

Mode	29	
	Band Edge - L	
	U-NII-2A_5.25-5.35_802.11ax HE160_CH50_Full RU_5250MHz	
ANT	24+22	
Pol.	Vertical	Fundamental
Peak	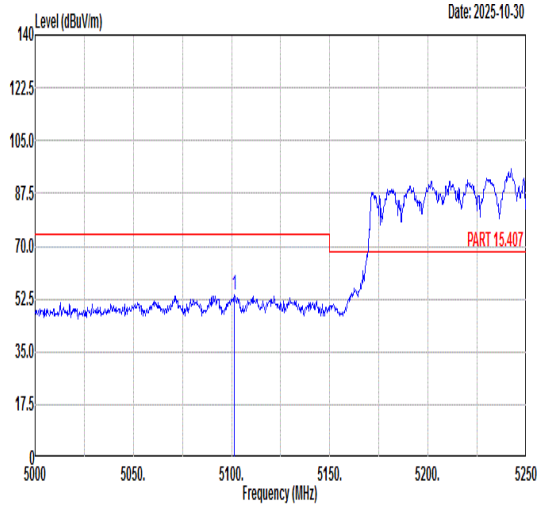 Freq Level Limit Line Margin (dB) Read Level Ant Factor Cable Loss Preamp Factor APos TPos Remark MHz dBuV/m dBuV/m dBuV dB/m dB dB cm deg 1 5101.25 53.91 74.00 -20.09 43.68 35.26 8.45 33.48 200 326 PEAK	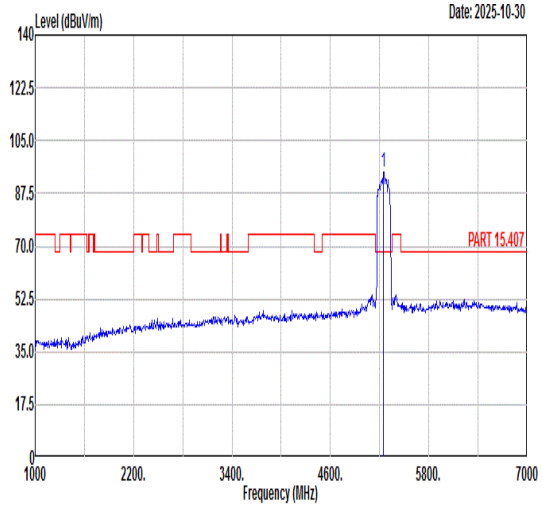 Freq Level Limit Line Margin (dB) Read Level Ant Factor Cable Loss Preamp Factor APos TPos Remark MHz dBuV/m dBuV/m dBuV dB/m dB dB cm deg 1 5250.00 94.64 ------ ------ 83.93 35.35 8.81 33.45 200 326 PEAK
Avg	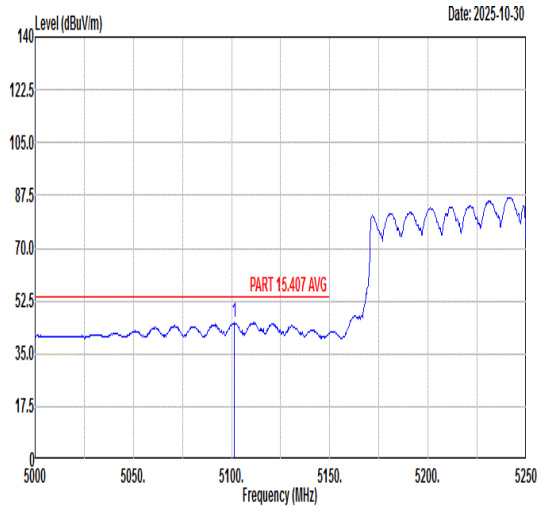 Freq Level Limit Line Margin (dB) Read Level Ant Factor Cable Loss Preamp Factor APos TPos Remark MHz dBuV/m dBuV/m dBuV dB/m dB dB cm deg 1 5101.25 45.39 54.00 -8.61 35.16 35.26 8.45 33.48 200 326 AVERAGE	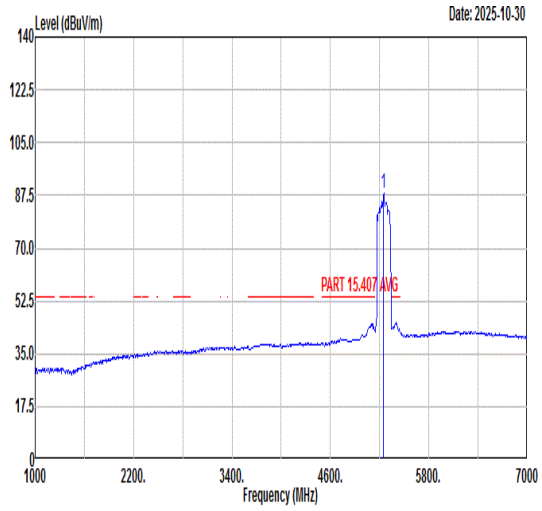 Freq Level Limit Line Margin (dB) Read Level Ant Factor Cable Loss Preamp Factor APos TPos Remark MHz dBuV/m dBuV/m dBuV dB/m dB dB cm deg 1 5250.00 88.19 ------ ------ 77.42 35.35 8.87 33.45 200 326 AVERAGE

Mode	29	
	Band Edge - R	
	U-NII-2A_5.25-5.35_802.11ax HE160_CH50_Full RU_5250MHz	
ANT	24+22	
Pol.	Vertical	Fundamental
Peak	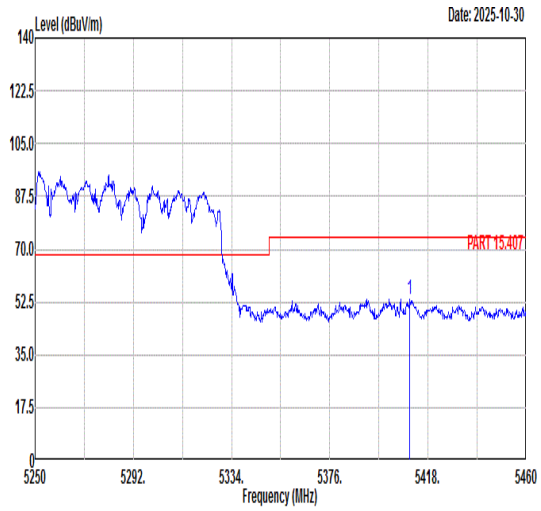 Freq Level Limit Line Margin (dB) Read Level Ant Factor Cable Loss Preamp Factor APos TPos Remark MHz dBuV/m dBuV/m dBuV dB/m dB dB cm deg 1 5410.23 53.44 74.00 -20.56 41.75 35.45 9.66 33.42 200 326 PEAK	Blank
Avg	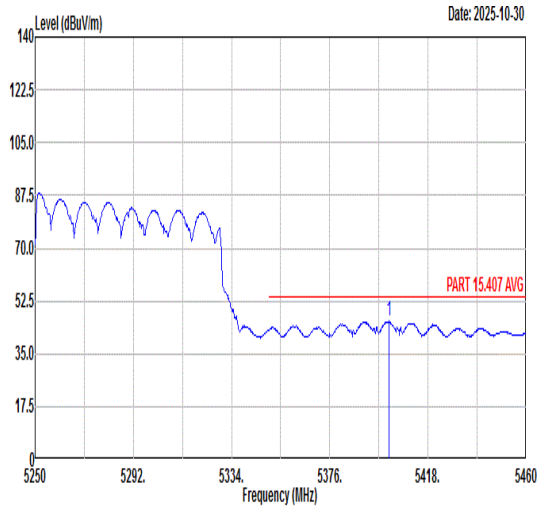 Freq Level Limit Line Margin (dB) Read Level Ant Factor Cable Loss Preamp Factor APos TPos Remark MHz dBuV/m dBuV/m dBuV dB/m dB dB cm deg 1 5401.20 45.85 54.00 -8.15 34.20 35.44 9.63 33.42 200 326 AVERAGE	Blank

Mode	30	
	Band Edge - L	
	U-NII-2C_5.47-5.725_802.11ax HE160_CH114_Full RU_5570MHz	
ANT	24+22	
Pol.	Horizontal	Fundamental
Peak	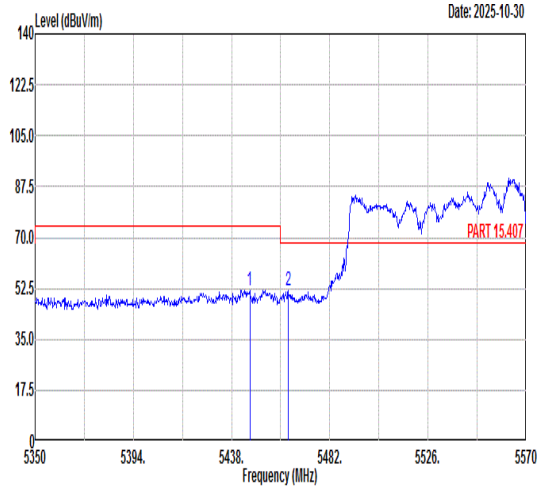 Freq Level Limit Line Margin (dB) Read Level Ant Factor Cable Loss Preamp Factor APos TPos Remark MHz dBuV/m dBuV/m dBuV dB/m dB dB cm deg 1 5446.14 51.77 74.00 -22.23 40.03 35.47 9.68 33.41 400 53 PEAK 2 5463.30 51.61 68.30 -16.69 39.85 35.48 9.69 33.41 400 53 PEAK	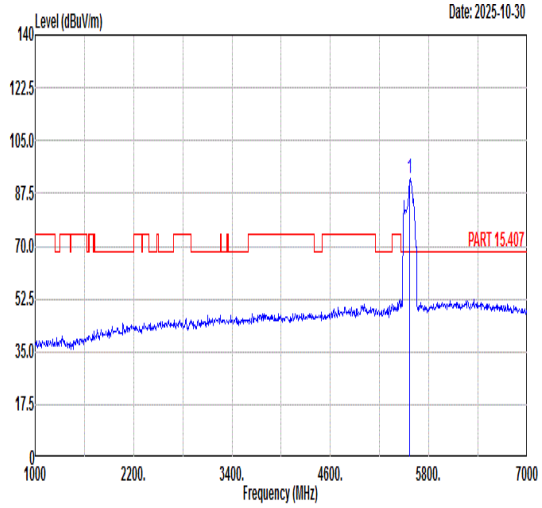 Freq Level Limit Line Margin (dB) Read Level Ant Factor Cable Loss Preamp Factor APos TPos Remark MHz dBuV/m dBuV/m dBuV dB/m dB dB cm deg 1 5570.00 92.31 ------ ------ 80.38 35.60 9.74 33.41 400 53 PEAK
Avg	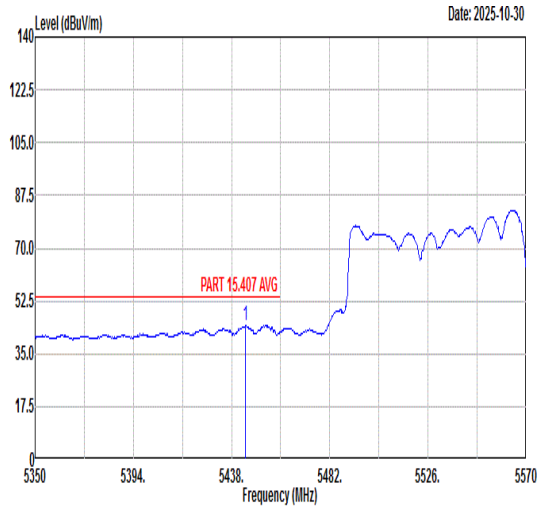 Freq Level Limit Line Margin (dB) Read Level Ant Factor Cable Loss Preamp Factor APos TPos Remark MHz dBuV/m dBuV/m dBuV dB/m dB dB cm deg 1 5444.16 44.55 54.00 -9.45 32.81 35.47 9.68 33.41 400 53 AVERAGE	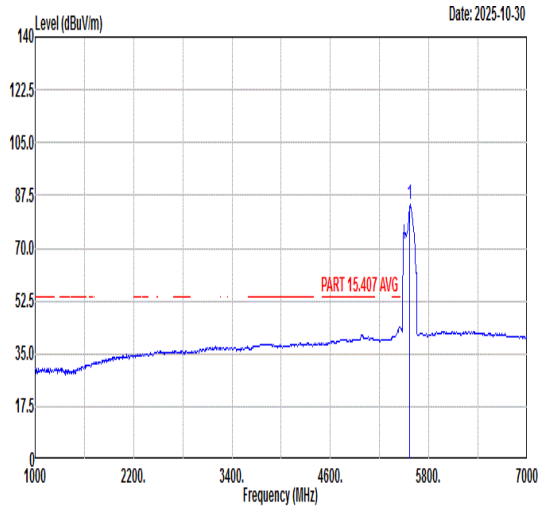 Freq Level Limit Line Margin (dB) Read Level Ant Factor Cable Loss Preamp Factor APos TPos Remark MHz dBuV/m dBuV/m dBuV dB/m dB dB cm deg 1 5570.00 84.38 ------ ------ 72.45 35.60 9.74 33.41 400 53 AVERAGE

Mode	30	
	Band Edge - R	
	U-NII-2C_5.47-5.725_802.11ax HE160_CH114_Full RU_5570MHz	
ANT	24+22	
Pol.	Horizontal	Fundamental
Peak	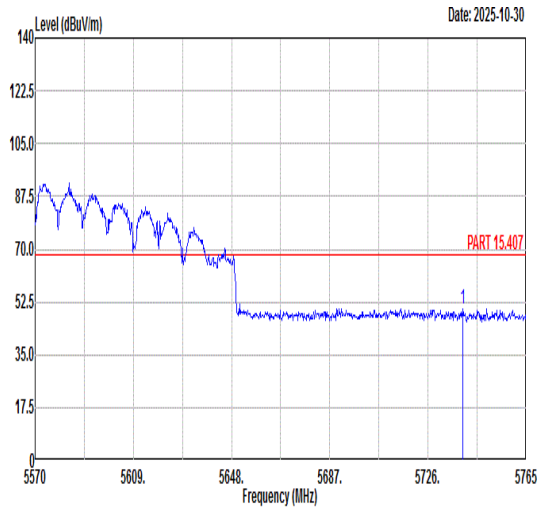 Freq Level Limit Line Margin (dB) Read Level Ant Factor Cable Loss Preamp Factor APos TPos Remark MHz dBuV/m dBuV/m dBuV dB/m dB dB cm deg 1 5739.85 50.31 68.30 -17.99 37.87 35.84 10.05 33.45 400 53 PEAK	Blank

Mode	30	
	Band Edge - L	
	U-NII-2C_5.47-5.725_802.11ax HE160_CH114_Full RU_5570MHz	
ANT	24+22	
Pol.	Vertical	Fundamental
Peak	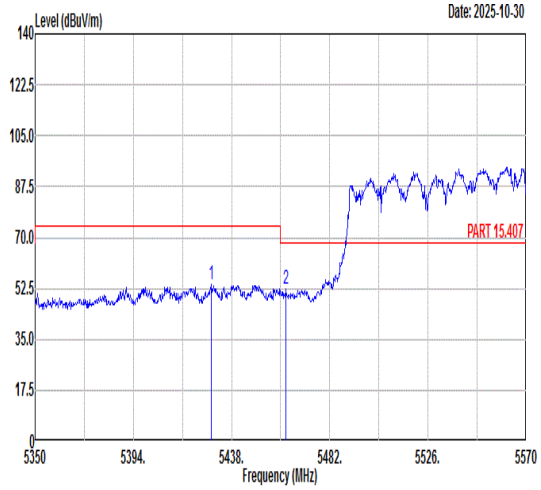 Freq Level Limit Line Margin (dB) Read Level Ant Factor Cable Loss Preamp Factor APos TPos Remark MHz dBuV/m dBuV/m dBuV dB/m dB dB cm deg 1 5428.76 54.04 74.00 -19.96 42.32 35.46 9.67 33.41 302 279 PEAK 2 5462.20 52.10 68.30 -16.20 40.34 35.48 9.69 33.41 302 279 PEAK	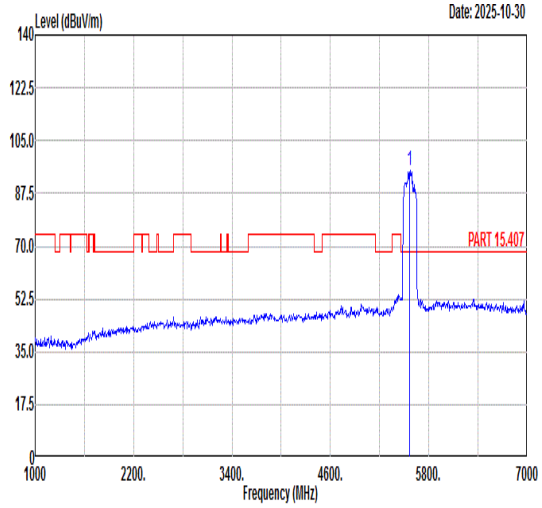 Freq Level Limit Line Margin (dB) Read Level Ant Factor Cable Loss Preamp Factor APos TPos Remark MHz dBuV/m dBuV/m dBuV dB/m dB dB cm deg 1 5570.00 94.87 ------ ------ 82.93 35.61 9.75 33.42 302 279 PEAK
Avg	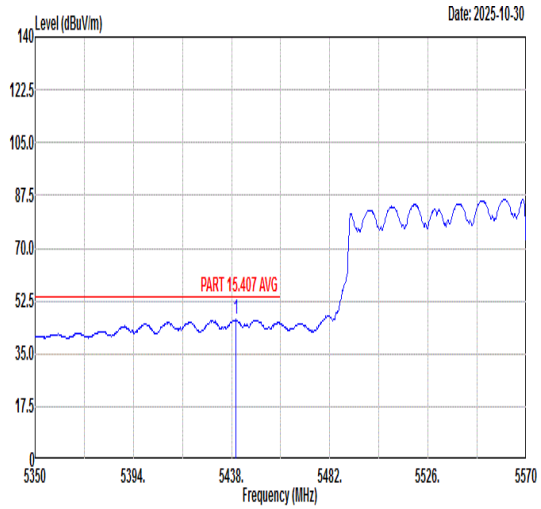 Freq Level Limit Line Margin (dB) Read Level Ant Factor Cable Loss Preamp Factor APos TPos Remark MHz dBuV/m dBuV/m dBuV dB/m dB dB cm deg 1 5439.76 46.25 54.00 -7.75 34.52 35.46 9.68 33.41 302 279 AVERAGE	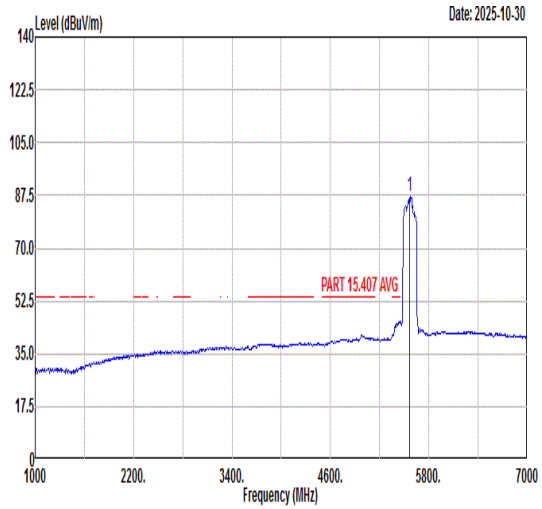 Freq Level Limit Line Margin (dB) Read Level Ant Factor Cable Loss Preamp Factor APos TPos Remark MHz dBuV/m dBuV/m dBuV dB/m dB dB cm deg 1 5570.00 87.08 ------ ------ 75.14 35.61 9.75 33.42 302 279 AVERAGE

Mode	30	
	Band Edge - R	
	U-NII-2C_5.47-5.725_802.11ax HE160_CH114_Full RU_5570MHz	
ANT	24+22	
Pol.	Vertical	Fundamental
Peak	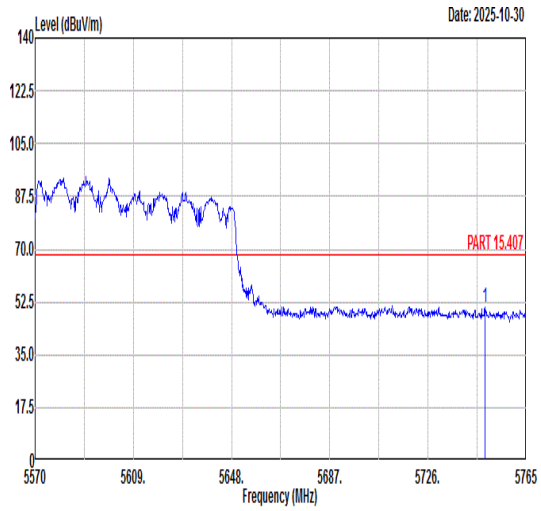 Freq Level Limit Line Margin (dB) Read Level Ant Factor Cable Loss Preamp Factor APos TPos Remark MHz dBuV/m dBuV/m dBuV dB/m dB dB cm deg 1 5748.62 50.56 68.30 -17.74 38.09 35.85 10.07 33.45 302 279 PEAK	Blank

Mode	31	
	Harmonic	
	U-NII-2C_5.47-5.725_802.11a_CH144_5720MHz	
ANT	24+22	
Pol.	Horizontal	Vertical
Peak Avg	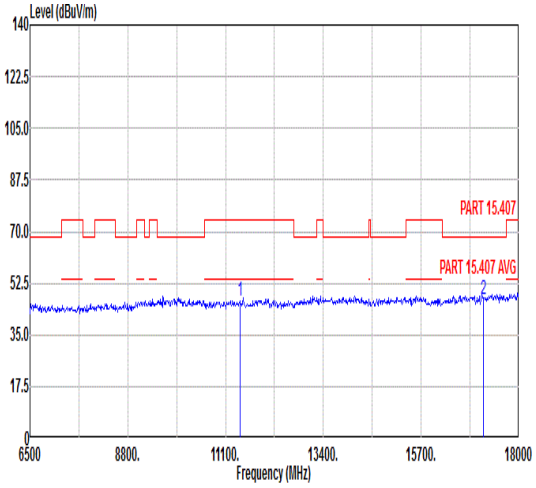 Freq Level Limit Line Margin Read Level Ant Factor Cable Loss Preamp Factor APos TPos Remark MHz dBuV/m dBuV/m dB dBuV dB/m dB dB cm deg 1 11440.00 46.35 74.00 -27.65 58.89 38.43 12.84 63.81 --- --- Peak 2 17160.00 46.97 68.30 -21.33 53.54 42.75 15.66 64.98 --- --- Peak	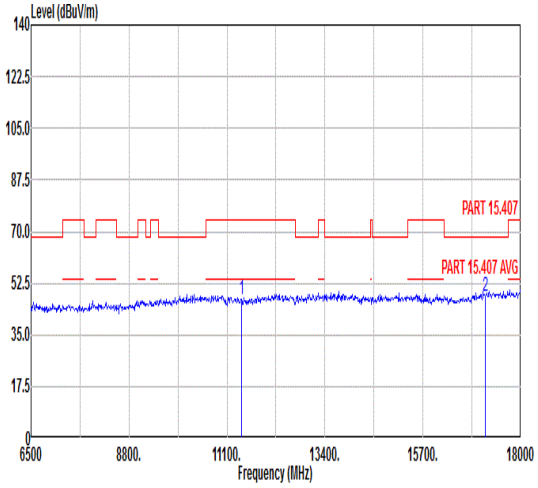 Freq Level Limit Line Margin Read Level Ant Factor Cable Loss Preamp Factor APos TPos Remark MHz dBuV/m dBuV/m dB dBuV dB/m dB dB cm deg 1 11440.00 47.07 74.00 -26.93 59.61 38.43 12.84 63.81 --- --- Peak 2 17160.00 48.08 68.30 -20.22 54.65 42.75 15.66 64.98 --- --- Peak

Mode	32	
	Band Edge - L	
	U-NII-2C_5.47-5.725_802.11ax HE20_CH144_Full RU_5720MHz	
ANT	24+22	
Pol.	Horizontal	Fundamental
Peak	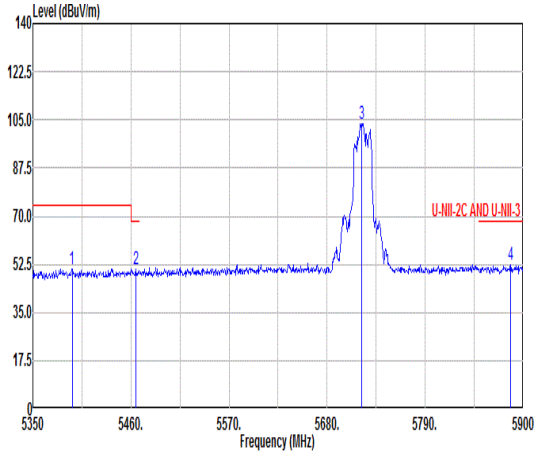 Freq Level Limit Line Margin Read Level Ant Factor Cable Loss Preamp Factor APos Remark TPos MHz dBuV/m dBuV/m dB dBuV dB/m dB dB cm deg 1 5394.00 50.84 74.00 -23.16 39.23 35.44 9.59 33.42 220 10 Peak 2 5465.50 50.81 68.30 -17.49 39.05 35.48 9.69 33.41 220 10 Peak 3 5719.05 103.78 ------ ------ 91.40 35.81 10.01 33.44 220 10 Peak 4 5885.70 52.31 68.30 -15.99 39.39 36.04 10.36 33.48 200 10 Peak	
AVG	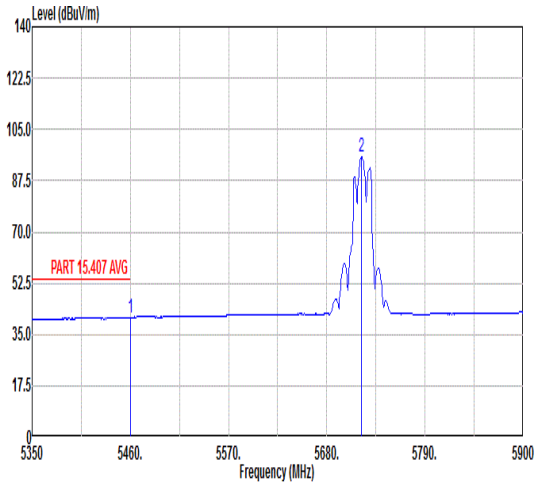 Freq Level Limit Line Margin Read Level Ant Factor Cable Loss Preamp Factor APos Remark TPos MHz dBuV/m dBuV/m dB dBuV dB/m dB dB cm deg 1 5460.00 40.90 54.00 -13.10 29.14 35.48 9.69 33.41 220 10 Peak 2 5719.05 95.70 ------ ------ 83.32 35.81 10.01 33.44 220 10 Average	Blank

Mode	32	
	Band Edge - L	
	U-NII-2C_5.47-5.725_802.11ax HE20_CH144_Full RU_5720MHz	
ANT	24+22	
Pol.	Vertical	Fundamental
Peak	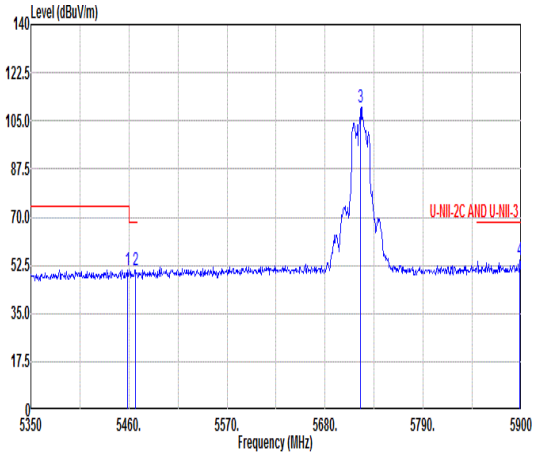 Freq Level Limit Line Margin Read Level Ant Factor Cable Loss Preamp Factor APos TPos Remark MHz dBuV/m dBuV/m dB dBuV dB/m dB dB cm deg 1 5458.35 50.67 74.00 -23.33 38.91 35.48 9.69 33.41 253 272 Peak 2 5467.70 50.69 68.30 -17.61 38.93 35.48 9.69 33.41 253 272 Peak 3 5720.00 110.11 68.30 41.81 97.73 35.81 10.01 33.44 253 272 Peak 4 5898.35 54.22 68.30 -14.08 41.26 36.06 10.38 33.48 253 272 Peak	Blank
AVG	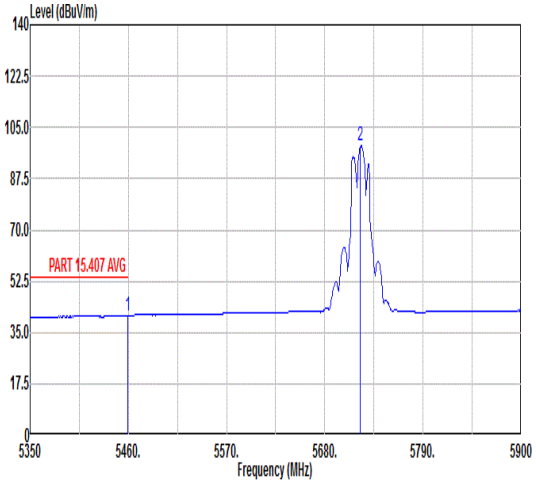 Freq Level Limit Line Margin Read Level Ant Factor Cable Loss Preamp Factor APos TPos Remark MHz dBuV/m dBuV/m dB dBuV dB/m dB dB cm deg 1 5459.45 40.89 54.00 -13.11 29.13 35.48 9.69 33.41 253 272 Peak 2 5720.00 98.85 68.30 30.55 86.47 35.81 10.01 33.44 253 272 Average	Blank

Mode	33	
	Harmonic	
	U-NII-2C_5.47-5.725_802.11ax HE40_CH142_Full RU_5710MHz	
ANT	24+22	
Pol.	Horizontal	Vertical
Peak Avg	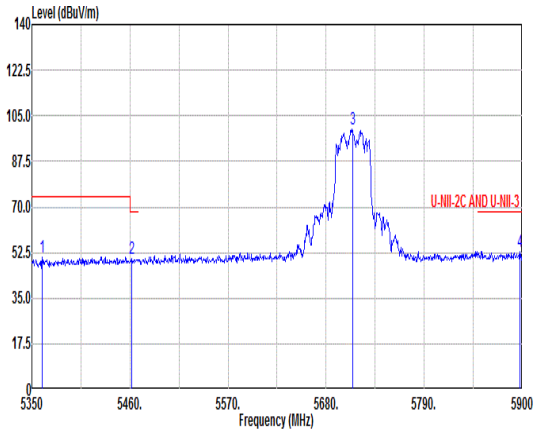 Freq Level Limit Line Margin Read Level Ant Factor Cable Loss Preamp Factor APos TPos Remark MHz dBuV/m dBuV/m dB dBuV dB/m dB dB cm deg 1 5361.55 50.75 74.00 -23.25 39.34 35.42 9.42 33.43 220 10 Peak 2 5462.20 50.31 68.30 -17.99 38.55 35.48 9.69 33.41 220 10 Peak 3 5710.00 99.73 ------ ------ 87.39 35.79 9.99 33.44 220 10 Peak 4 5897.25 52.92 68.30 -15.38 39.96 36.06 10.38 33.48 220 10 Peak	
AVG	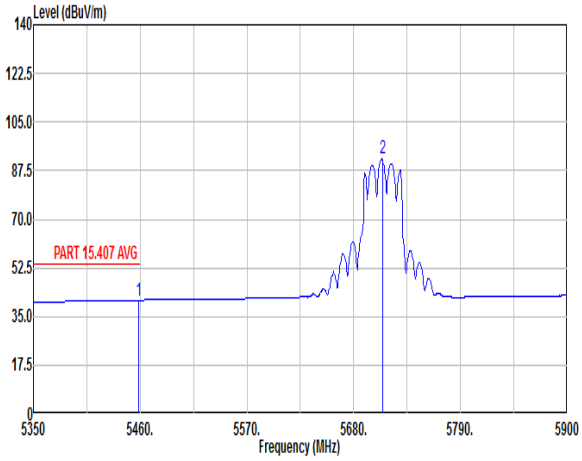 Freq Level Limit Line Margin Read Level Ant Factor Cable Loss Preamp Factor APos TPos Remark MHz dBuV/m dBuV/m dB dBuV dB/m dB dB cm deg 1 5458.35 40.92 54.00 -13.08 29.16 35.48 9.69 33.41 220 10 Peak 2 5710.00 91.82 ------ ------ 79.48 35.79 9.99 33.44 220 10 Average	

Mode	33	
	Harmonic	
	U-NII-2C_5.47-5.725_802.11ax HE40_CH142_Full RU_5710MHz	
ANT	24+22	
Pol.	Vertical	
Peak Avg	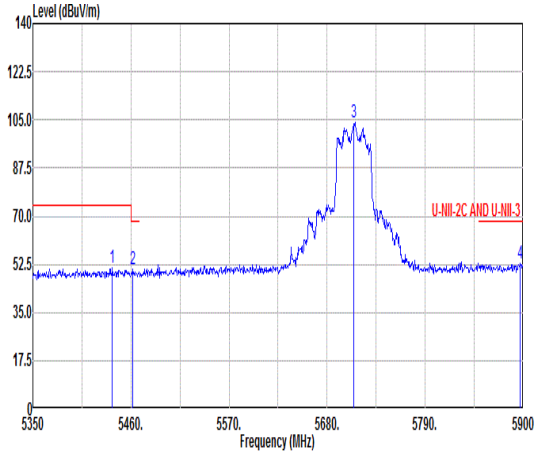 Freq Level Limit Line Margin Read Level Ant Factor Cable Loss Preamp Factor APos TPos Remark MHz dBuV/m dBuV/m dB dBuV dB/m dB dB cm deg 1 5439.10 51.16 74.00 -22.84 39.43 35.46 9.68 33.41 253 272 Peak 2 5462.20 50.74 68.30 -17.56 38.98 35.48 9.69 33.41 253 272 Peak 3 5710.00 104.10 ------ ------ 91.76 35.79 9.99 33.44 253 272 Peak 4 5896.70 52.69 68.30 -15.61 39.73 36.06 10.38 33.48 253 272 Peak	
AVG	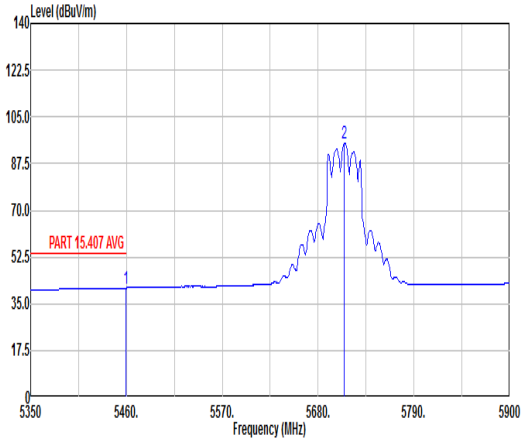 Freq Level Limit Line Margin Read Level Ant Factor Cable Loss Preamp Factor APos TPos Remark MHz dBuV/m dBuV/m dB dBuV dB/m dB dB cm deg 1 5459.45 40.94 54.00 -13.06 29.18 35.48 9.69 33.41 253 272 Peak 2 5710.00 95.29 ------ ------ 82.95 35.79 9.99 33.44 253 272 Average	

Mode	34	
	Harmonic	
	U-NII-2C_5.47-5.725_802.11ax HE80_CH138_Full RU_5690MHz	
ANT	24+22	
Pol.	Horizontal	Vertical
Peak Avg	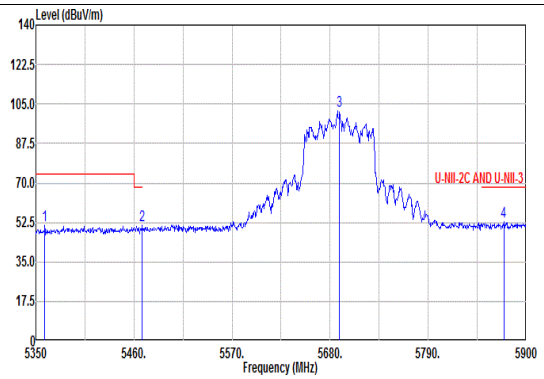 Limit Read Ant Cable Preamp APos TPos Freq Level Line Margin Level Factor Loss Factor Remark MHz dBuV/m dBuV/m dB dBuV dB/m dB dB cm deg 1 5359.90 51.17 74.00 -22.83 39.76 35.42 9.42 33.43 220 10 Peak 2 5469.35 51.21 68.30 -17.09 39.45 35.48 9.69 33.41 220 10 Peak 3 5690.00 101.81 ------ ------ 89.53 35.77 9.95 33.44 220 10 Peak 4 5874.70 53.03 68.30 -15.27 40.15 36.02 10.33 33.47 220 10 Peak	
AVG	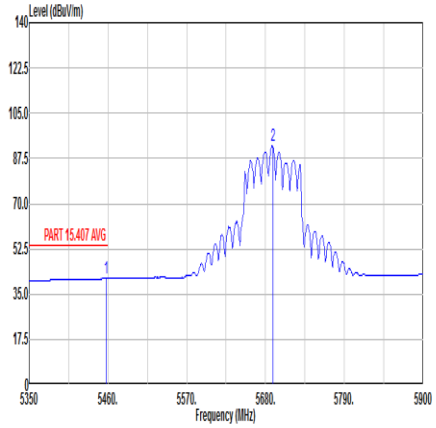 Limit Read Ant Cable Preamp APos TPos Freq Level Line Margin Level Factor Loss Factor Remark MHz dBuV/m dBuV/m dB dBuV dB/m dB dB cm deg 1 5457.25 41.08 54.00 -12.92 29.33 35.47 9.69 33.41 220 10 Peak 2 5690.00 92.28 ------ ------ 80.00 35.77 9.95 33.44 220 10 Average	

Mode	34	
	Harmonic	
	U-NII-2C_5.47-5.725_802.11ax HE80_CH138_Full RU_5690MHz	
ANT	24+22	
Pol.	Horizontal	Vertical
Peak Avg	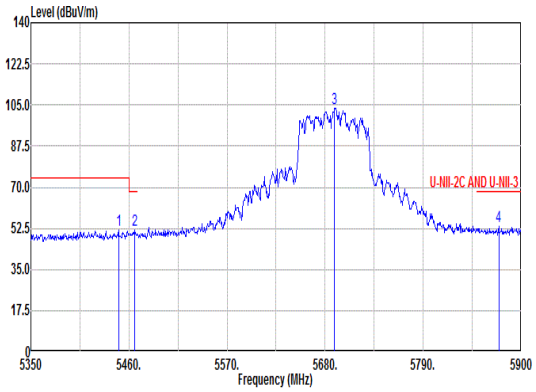 Limit Read Ant Cable Preamp APos TPos Freq Level Line Margin Level Factor Loss Factor Remark MHz dBuV/m dBuV/m dB dBuV dB/m dB dB cm deg 1 5448.45 51.63 74.00 -22.37 39.89 35.47 9.68 33.41 253 272 Peak 2 5466.05 51.61 68.30 -16.69 39.85 35.48 9.69 33.41 253 272 Peak 3 5690.00 103.49 ------ ------ 91.21 35.77 9.95 33.44 253 272 Peak 4 5874.70 53.17 68.30 -15.13 40.29 36.02 10.33 33.47 253 272 Peak	
AVG	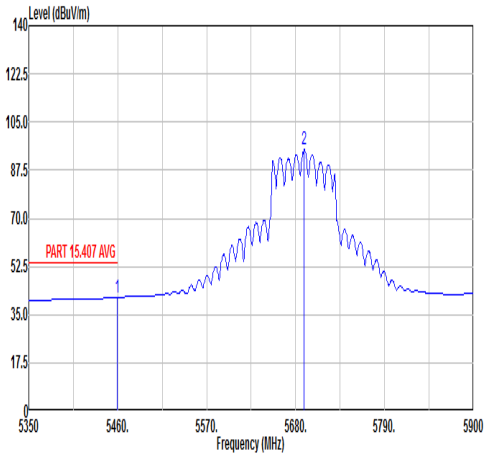 Limit Read Ant Cable Preamp APos TPos Freq Level Line Margin Level Factor Loss Factor Remark MHz dBuV/m dBuV/m dB dBuV dB/m dB dB cm deg 1 5459.45 41.39 54.00 -12.61 29.63 35.48 9.69 33.41 253 272 Peak 2 5690.00 94.94 ------ ------ 82.66 35.77 9.95 33.44 253 272 Average	

Mode	35	
	Harmonic	
	U-NII-3_5.725-5.85_802.11a_CH149_5745MHz	
ANT	24+22	
Pol.	Horizontal	Vertical
Peak Avg	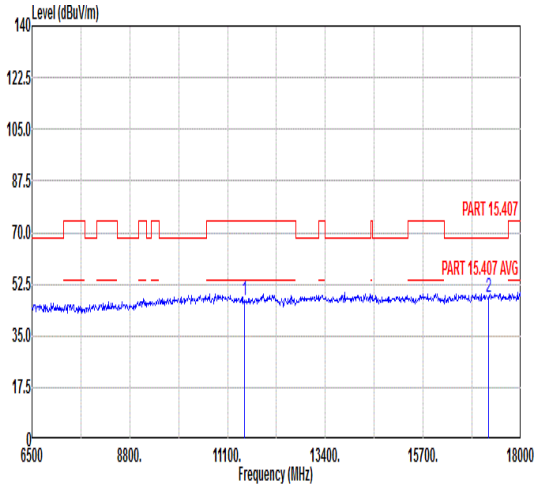 Freq Level Limit Line Margin Read Level Ant Factor Cable Loss Preamp Factor APos TPos Remark MHz dBuV/m dBuV/m dB dBuV dB/m dB dB cm deg 1 11490.00 47.02 74.00 -26.98 59.54 38.45 12.87 63.84 --- --- Peak 2 17235.00 48.27 68.30 -20.03 54.78 42.83 15.72 65.06 --- --- Peak	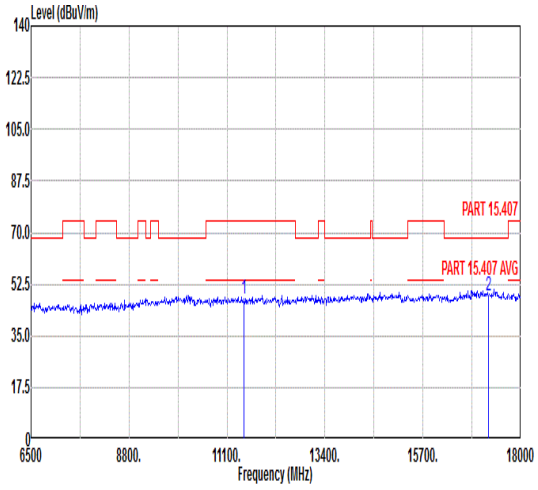 Freq Level Limit Line Margin Read Level Ant Factor Cable Loss Preamp Factor APos TPos Remark MHz dBuV/m dBuV/m dB dBuV dB/m dB dB cm deg 1 11490.00 47.48 74.00 -26.52 60.00 38.45 12.87 63.84 --- --- Peak 2 17235.00 48.66 68.30 -19.64 55.17 42.83 15.72 65.06 --- --- Peak

Mode	36	
	Harmonic	
	U-NII-3_5.725-5.85_802.11a_CH157_5785MHz	
ANT	24+22	
Pol.	Horizontal	Vertical
Peak Avg	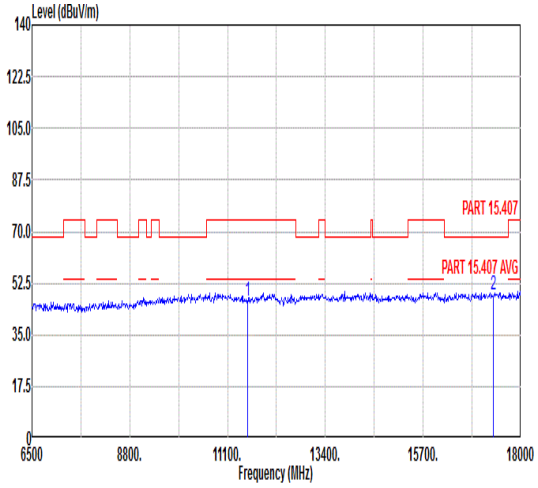 Freq Level Limit Line Margin Read Level Ant Factor Cable Loss Preamp Factor APos TPos Remark MHz dBuV/m dBuV/m dB dBuV dB/m dB dB cm deg 1 11570.00 46.39 74.00 -27.61 58.89 38.47 12.93 63.90 --- --- Peak 2 17355.00 48.67 68.30 -19.63 55.08 42.97 15.81 65.19 --- --- Peak	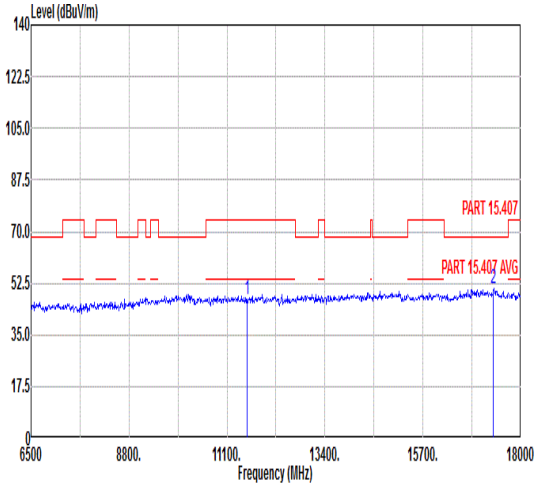 Freq Level Limit Line Margin Read Level Ant Factor Cable Loss Preamp Factor APos TPos Remark MHz dBuV/m dBuV/m dB dBuV dB/m dB dB cm deg 1 11570.00 47.16 74.00 -26.84 59.66 38.47 12.93 63.90 --- --- Peak 2 17355.00 50.56 68.30 -17.74 56.97 42.97 15.81 65.19 --- --- Peak

Mode	37	
	Harmonic	
	U-NII-3_5.725-5.85_802.11a_CH165_5825MHz	
ANT	24+22	
Pol.	Horizontal	Vertical
Peak Avg	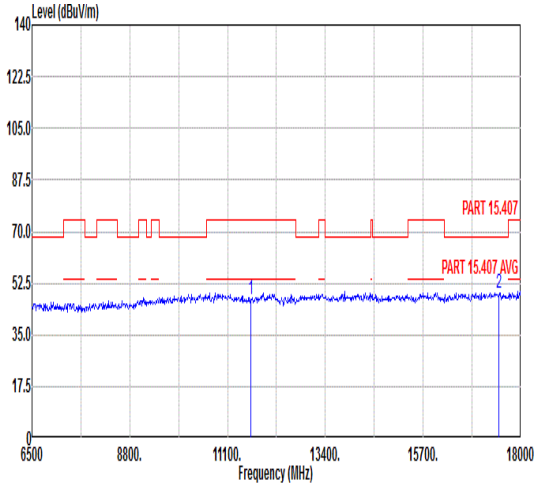 Freq Level Limit Line Margin Read Level Ant Factor Cable Loss Preamp Factor APos TPos Remark MHz dBuV/m dBuV/m dB dBuV dB/m dB dB cm deg 1 11650.00 47.23 74.00 -26.77 59.70 38.49 12.99 63.95 --- --- Peak 2 17475.00 49.32 68.30 -18.98 55.64 43.10 15.90 65.32 --- --- Peak	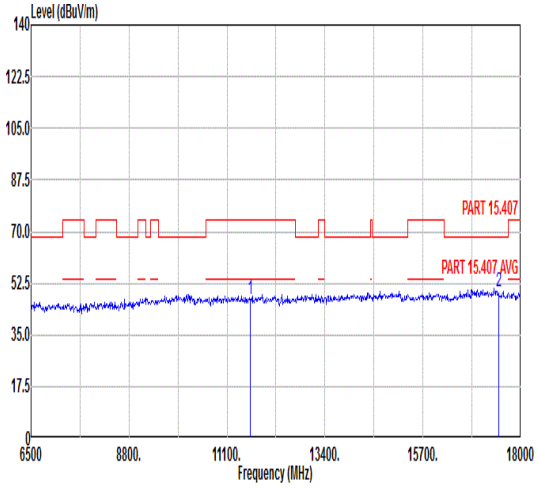 Freq Level Limit Line Margin Read Level Ant Factor Cable Loss Preamp Factor APos TPos Remark MHz dBuV/m dBuV/m dB dBuV dB/m dB dB cm deg 1 11650.00 47.27 74.00 -26.73 59.74 38.49 12.99 63.95 --- --- Peak 2 17475.00 49.44 68.30 -18.86 55.76 43.10 15.90 65.32 --- --- Peak

Mode	38	
	Band Edge	
	U-NII-3_5.725-5.85_802.11ax HE20_CH149_Full RU_5745MHz	
ANT	24+22	
Pol.	Horizontal	Fundamental
Peak	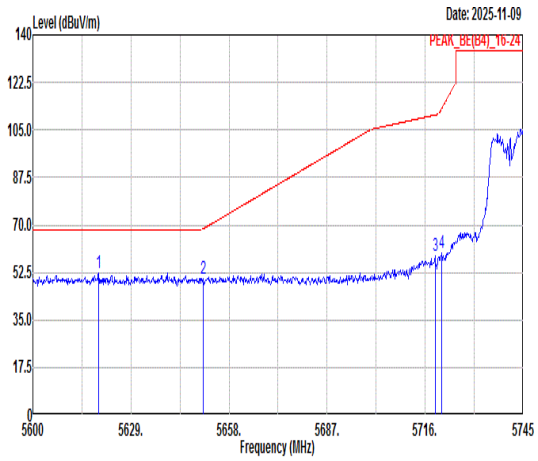 Freq Level Limit Line Margin (dB) Read Level Ant Factor Cable Loss Preamp Factor APos TPos Remark MHz dBuV/m dBuV/m dBuV dB/m dB dB cm deg 1 5619.43 52.32 68.30 -15.98 40.27 35.67 9.80 33.42 236 134 PEAK 2 5650.32 50.42 68.53 -18.11 38.28 35.71 9.86 33.43 236 134 PEAK 3 5718.90 58.45 110.49 -52.04 46.07 35.81 10.01 33.44 236 134 PEAK 4 5720.93 59.95 112.92 -52.97 47.57 35.81 10.01 33.44 236 134 PEAK	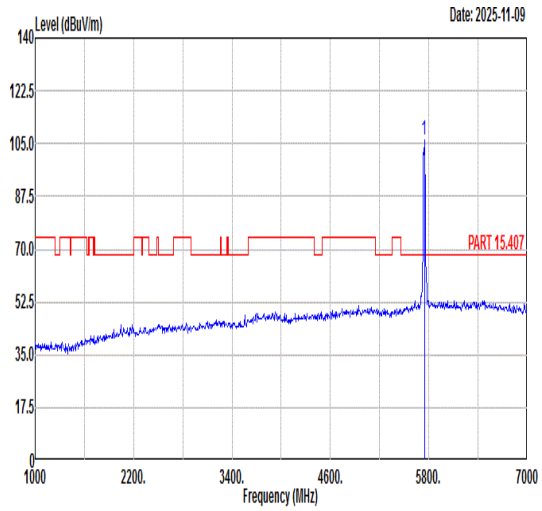 Freq Level Limit Line Margin (dB) Read Level Ant Factor Cable Loss Preamp Factor APos TPos Remark MHz dBuV/m dBuV/m dBuV dB/m dB dB cm deg 1 5745.00 106.14 ------ ------ 93.69 35.84 10.06 33.45 236 134 PEAK
Avg	Blank	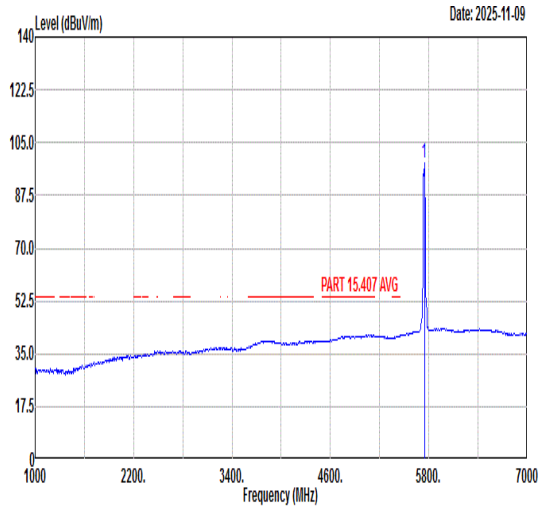 Freq Level Limit Line Margin (dB) Read Level Ant Factor Cable Loss Preamp Factor APos TPos Remark MHz dBuV/m dBuV/m dBuV dB/m dB dB cm deg 1 5745.00 98.28 ------ ------ 85.83 35.84 10.06 33.45 236 134 AVERAGE

Mode	38	
	Band Edge	
	U-NII-3_5.725-5.85_802.11ax HE20_CH149_Full RU_5745MHz	
ANT	24+22	
Pol.	Vertical	Fundamental
Peak	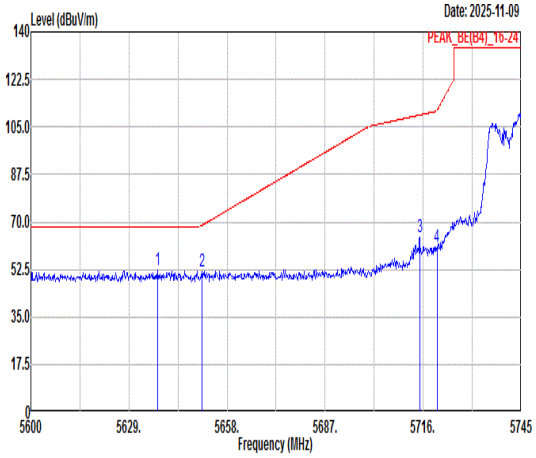 Freq Level Limit Line Margin (dB) Read Level Ant Factor Cable Loss Preamp Factor APos TPos Remark MHz dBuV/m dBuV/m dBuV dB/m dB dB cm deg 1 5637.56 52.13 68.30 -16.17 40.04 35.69 9.83 33.43 167 301 PEAK 2 5650.61 51.99 68.75 -16.76 39.85 35.71 9.86 33.43 167 301 PEAK 3 5714.99 64.41 109.40 -44.99 52.05 35.80 10.00 33.44 167 301 PEAK 4 5720.06 60.96 110.94 -49.98 48.58 35.81 10.01 33.44 167 301 PEAK	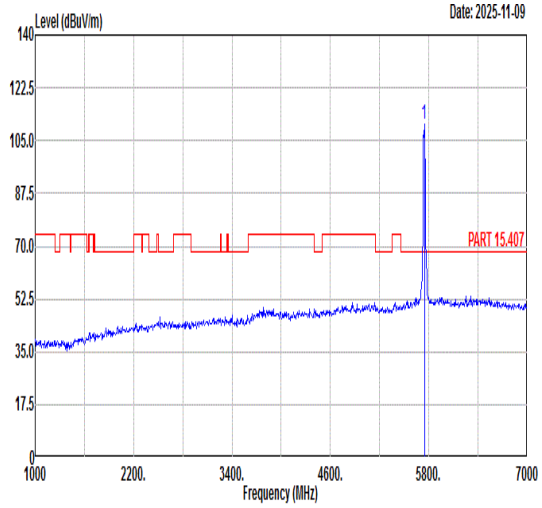 Freq Level Limit Line Margin (dB) Read Level Ant Factor Cable Loss Preamp Factor APos TPos Remark MHz dBuV/m dBuV/m dBuV dB/m dB dB cm deg 1 5745.00 110.51 ------ ------ 98.06 35.84 10.06 33.45 167 301 PEAK
Avg	Blank	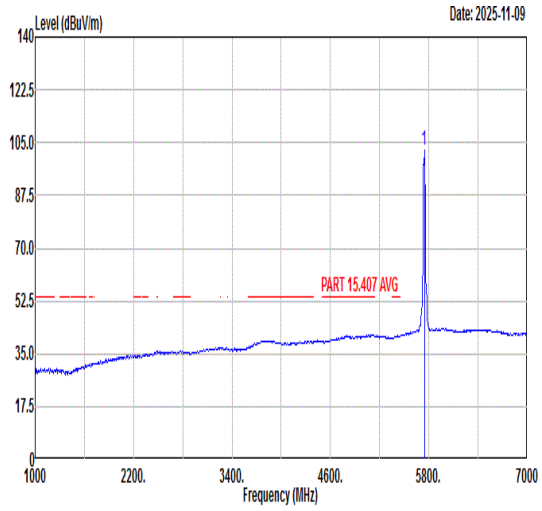 Freq Level Limit Line Margin (dB) Read Level Ant Factor Cable Loss Preamp Factor APos TPos Remark MHz dBuV/m dBuV/m dBuV dB/m dB dB cm deg 1 5745.00 102.35 ------ ------ 89.90 35.84 10.06 33.45 167 301 AVERAGE

Mode	38	
	Harmonic	
	U-NII-3_5.725-5.85_802.11ax HE20_CH149_Full RU_5745MHz	
ANT	24+22	
Pol.	Horizontal	Vertical
Peak Avg	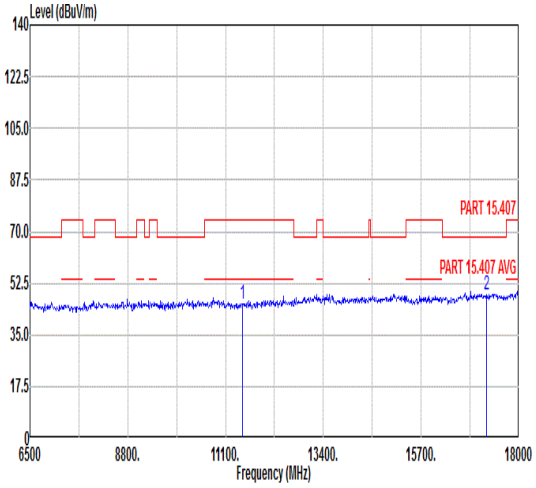 Freq Level Limit Line Margin Read Level Ant Factor Cable Loss Preamp Factor APos TPos Remark MHz dBuV/m dBuV/m dB dBuV dB/m dB dB cm deg 1 11490.00 45.66 74.00 -28.34 58.18 38.45 12.87 63.84 --- --- Peak 2 17235.00 48.45 68.30 -19.85 54.96 42.83 15.72 65.06 --- --- Peak	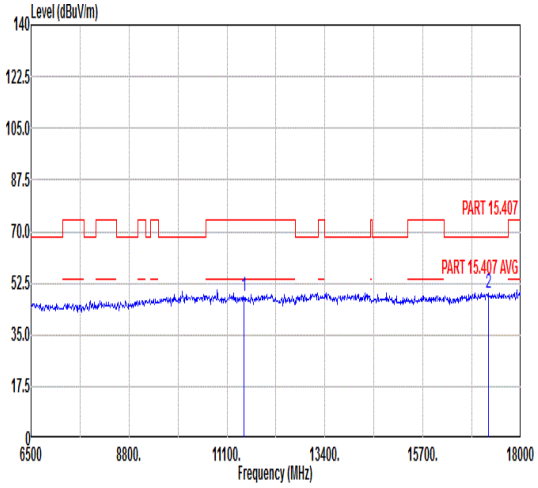 Freq Level Limit Line Margin Read Level Ant Factor Cable Loss Preamp Factor APos TPos Remark MHz dBuV/m dBuV/m dB dBuV dB/m dB dB cm deg 1 11490.00 47.87 74.00 -26.13 60.39 38.45 12.87 63.84 --- --- Peak 2 17235.00 49.10 68.30 -19.20 55.61 42.83 15.72 65.06 --- --- Peak

Mode	39	
	Harmonic	
	U-NII-3_5.725-5.85_802.11ax HE20_CH157_Full RU_5785MHz	
ANT	24+22	
Pol.	Horizontal	Vertical
Peak Avg	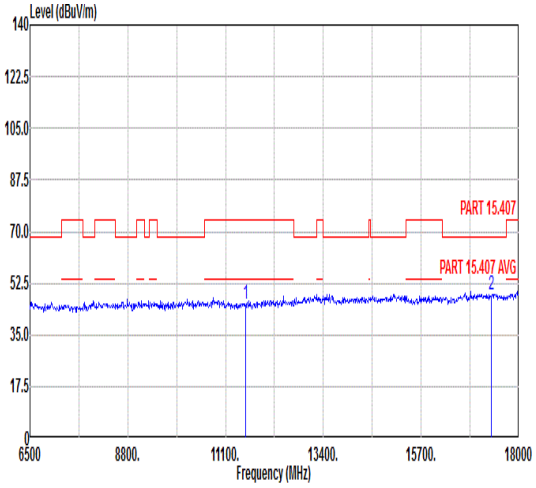 Freq Level Limit Line Margin Read Level Ant Factor Cable Loss Preamp Factor APos TPos Remark MHz dBuV/m dBuV/m dB dBuV dB/m dB dB cm deg 1 11570.00 45.49 74.00 -28.51 57.99 38.47 12.93 63.90 --- --- Peak 2 17355.00 48.47 68.30 -19.83 54.88 42.97 15.81 65.19 --- --- Peak	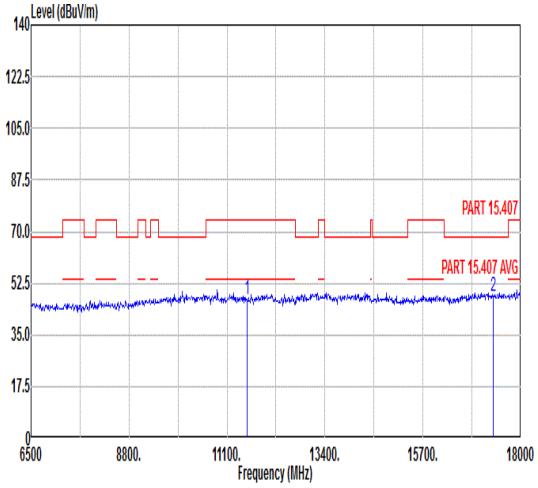 Freq Level Limit Line Margin Read Level Ant Factor Cable Loss Preamp Factor APos TPos Remark MHz dBuV/m dBuV/m dB dBuV dB/m dB dB cm deg 1 11570.00 47.09 74.00 -26.91 59.59 38.47 12.93 63.90 --- --- Peak 2 17355.00 48.34 68.30 -19.96 54.75 42.97 15.81 65.19 --- --- Peak