Mode	40	
	Band Edge	
	U-NII-3_5.725-5.85_802.11ax HE20_CH165_Full RU_5825MHz	
ANT	24+22	
Pol.	Horizontal	Fundamental
Peak	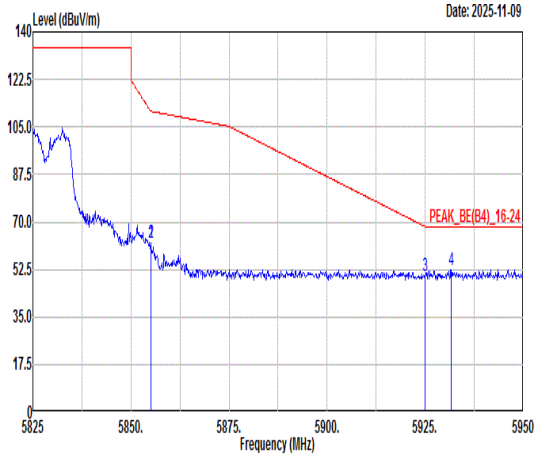 Freq Level Limit Line Margin (dB) Read Level Ant Factor Cable Loss Preamp Factor APos TPos Remark MHz dBuV/m dBuV/m dBuV dB/m dB dB cm deg 1 5855.00 62.45 110.80 -48.35 49.63 36.00 10.29 33.47 100 209 PEAK 2 5855.00 62.45 110.80 -48.35 49.63 36.00 10.29 33.47 100 209 PEAK 3 5925.00 50.45 68.30 -17.85 37.40 36.10 10.44 33.49 100 209 PEAK 4 5931.63 52.14 68.30 -16.16 39.08 36.10 10.45 33.49 100 209 PEAK	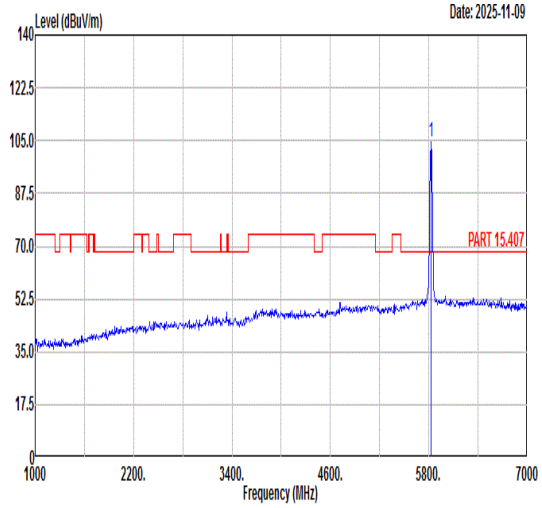 Freq Level Limit Line Margin (dB) Read Level Ant Factor Cable Loss Preamp Factor APos TPos Remark MHz dBuV/m dBuV/m dBuV dB/m dB dB cm deg 1 5825.00 104.68 ------ ------ 91.96 35.95 10.23 33.46 100 209 PEAK
Avg	Blank	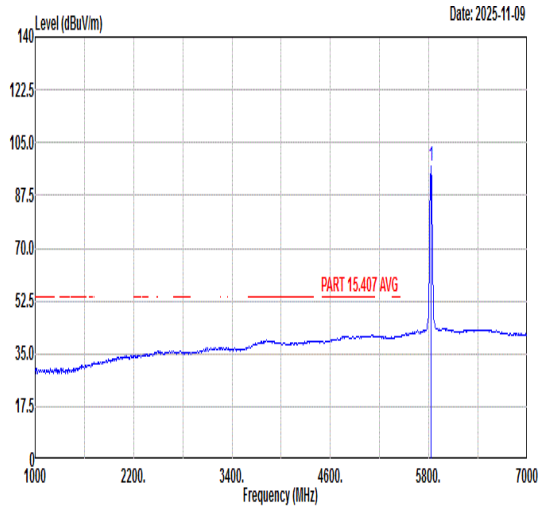 Freq Level Limit Line Margin (dB) Read Level Ant Factor Cable Loss Preamp Factor APos TPos Remark MHz dBuV/m dBuV/m dBuV dB/m dB dB cm deg 1 5825.00 97.04 ------ ------ 84.32 35.95 10.23 33.46 100 209 AVERAGE

Mode	40	
	Band Edge	
	U-NII-3_5.725-5.85_802.11ax HE20_CH165_Full RU_5825MHz	
ANT	24+22	
Pol.	Vertical	Fundamental
Peak	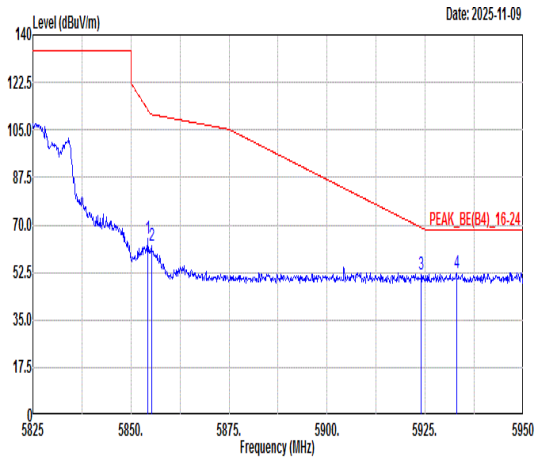 Freq Level Limit Line Margin (dB) Read Level Ant Factor Cable Loss Preamp Factor APos TPos Remark MHz dBuV/m dBuV/m dBuV dB/m dB dB cm deg 1 5854.25 65.03 112.51 -47.48 52.21 36.00 10.29 33.47 201 325 PEAK 2 5855.25 62.18 110.73 -48.55 49.36 36.00 10.29 33.47 201 325 PEAK 3 5924.00 51.91 69.03 -17.12 38.86 36.09 10.44 33.48 201 325 PEAK 4 5933.00 52.56 68.30 -15.74 39.48 36.11 10.46 33.49 201 325 PEAK	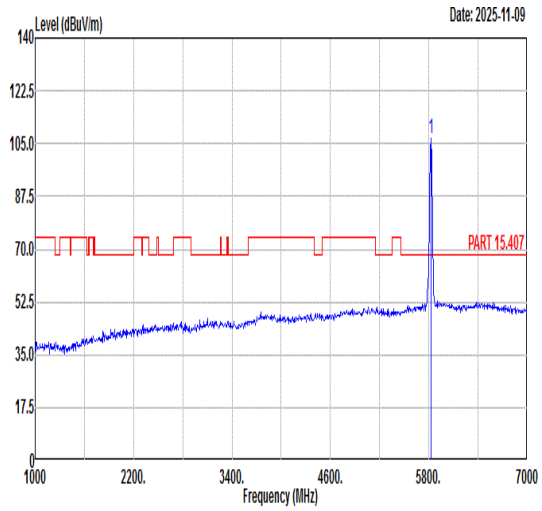 Freq Level Limit Line Margin (dB) Read Level Ant Factor Cable Loss Preamp Factor APos TPos Remark MHz dBuV/m dBuV/m dBuV dB/m dB dB cm deg 1 5825.00 106.92 ------ ------ 94.20 35.95 10.23 33.46 201 325 PEAK
Avg	Blank	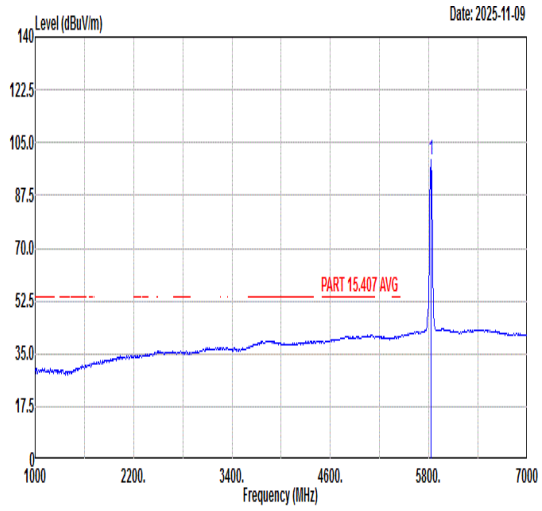 Freq Level Limit Line Margin (dB) Read Level Ant Factor Cable Loss Preamp Factor APos TPos Remark MHz dBuV/m dBuV/m dBuV dB/m dB dB cm deg 1 5825.00 99.07 ------ ------ 86.35 35.95 10.23 33.46 201 325 AVERAGE

Mode	40	
	Harmonic	
	U-NII-3_5.725-5.85_802.11ax HE20_CH165_Full RU_5825MHz	
ANT	24+22	
Pol.	Horizontal	Vertical
Peak Avg	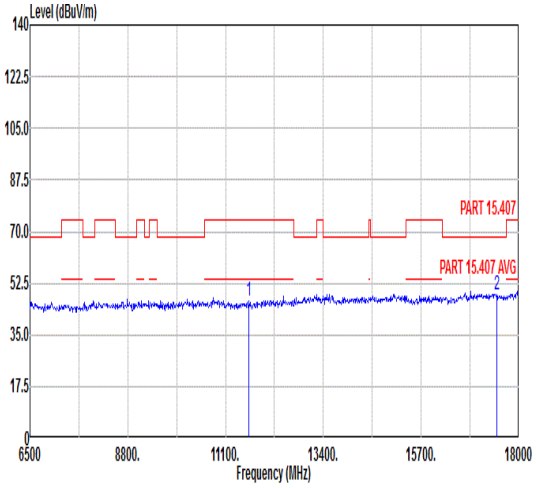 Freq Level Limit Line Margin Read Level Ant Factor Cable Loss Preamp Factor APos TPos Remark MHz dBuV/m dBuV/m dB dBuV dB/m dB dB cm deg 1 11650.00 46.34 74.00 -27.66 58.81 38.49 12.99 63.95 --- --- Peak 2 17475.00 48.37 68.30 -19.93 54.69 43.10 15.90 65.32 --- --- Peak	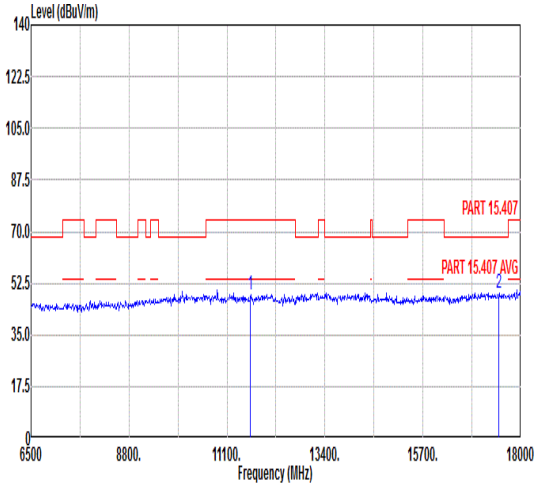 Freq Level Limit Line Margin Read Level Ant Factor Cable Loss Preamp Factor APos TPos Remark MHz dBuV/m dBuV/m dB dBuV dB/m dB dB cm deg 1 11650.00 48.55 74.00 -25.45 61.02 38.49 12.99 63.95 --- --- Peak 2 17475.00 48.95 68.30 -19.35 55.27 43.10 15.90 65.32 --- --- Peak

Mode	41	
	Band Edge - L	
	U-NII-3_5.725-5.85_802.11ax HE40_CH151_Full RU_5755MHz	
ANT	24+22	
Pol.	Horizontal	Fundamental
Peak	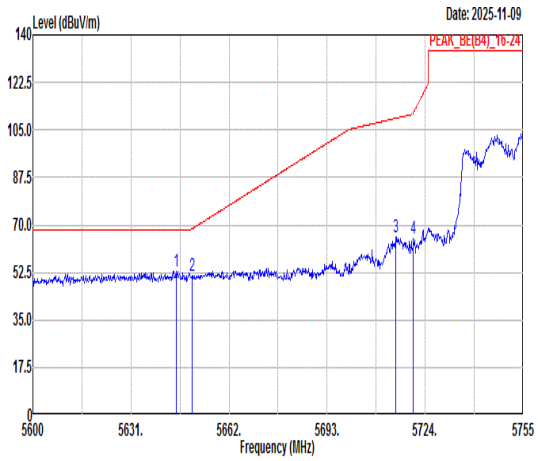 Freq Level Limit Line Margin (dB) Read Level Ant Factor Cable Loss Preamp Factor APos TPos Remark MHz dBuV/m dBuV/m dBuV dB/m dB dB cm deg 1 5645.42 52.99 68.30 -15.31 40.87 35.70 9.85 33.43 332 125 PEAK 2 5650.38 51.32 68.58 -17.26 39.18 35.71 9.86 33.43 332 125 PEAK 3 5714.70 65.53 109.32 -43.79 53.17 35.80 10.00 33.44 332 125 PEAK 4 5720.28 64.78 111.44 -46.66 52.40 35.81 10.01 33.44 332 125 PEAK	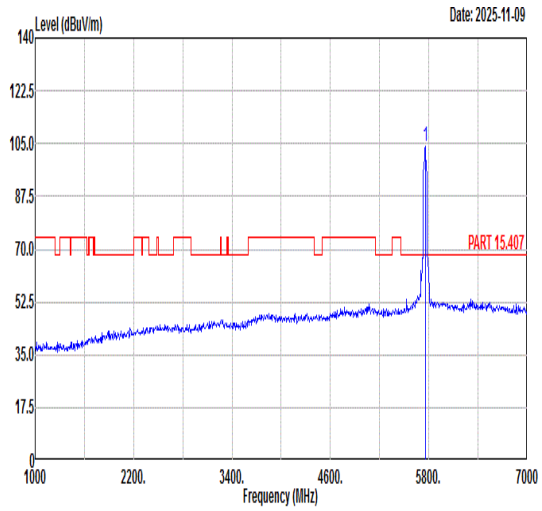 Freq Level Limit Line Margin (dB) Read Level Ant Factor Cable Loss Preamp Factor APos TPos Remark MHz dBuV/m dBuV/m dBuV dB/m dB dB cm deg 1 5755.00 103.82 ------ ------ 91.32 35.86 10.09 33.45 332 125 PEAK
Avg	Blank	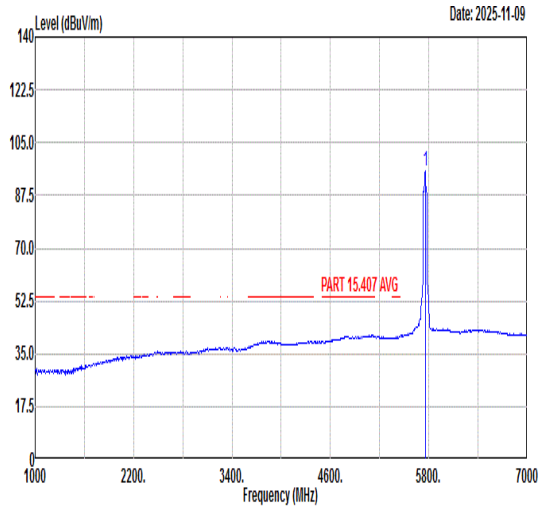 Freq Level Limit Line Margin (dB) Read Level Ant Factor Cable Loss Preamp Factor APos TPos Remark MHz dBuV/m dBuV/m dBuV dB/m dB dB cm deg 1 5755.00 95.75 ------ ------ 83.25 35.86 10.09 33.45 332 125 AVERAGE

Mode	41	
	Band Edge - R	
	U-NII-3_5.725-5.85_802.11ax HE40_CH151_Full RU_5755MHz	
ANT	24+22	
Pol.	Horizontal	Fundamental
Peak	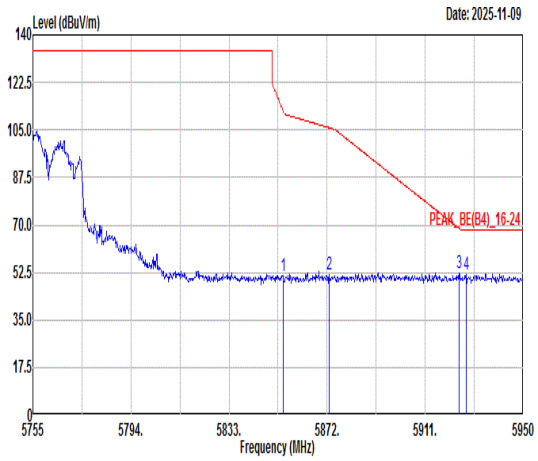 Freq Level Limit Line Margin (dB) Read Level Ant Factor Cable Loss Preamp Factor APos TPos Remark MHz dBuV/m dBuV/m dBuV dB/m dB dB cm deg 1 5854.45 51.03 112.05 -61.02 38.21 36.00 10.29 33.47 332 125 PEAK 2 5872.78 51.98 105.82 -53.84 39.10 36.02 10.33 33.47 332 125 PEAK 3 5924.46 52.05 68.70 -16.65 39.00 36.09 10.44 33.48 332 125 PEAK 4 5927.38 51.80 68.30 -16.50 38.75 36.10 10.44 33.49 332 125 PEAK	Blank

Mode	41	
	Band Edge - L	
	U-NII-3_5.725-5.85_802.11ax HE40_CH151_Full RU_5755MHz	
ANT	24+22	
Pol.	Vertical	Fundamental
Peak	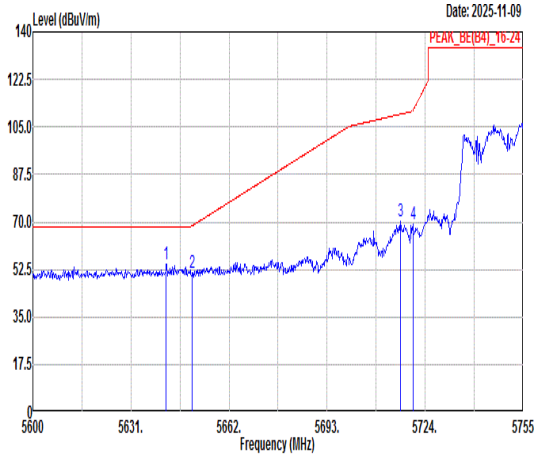 Freq Level Limit Line Margin (dB) Read Level Ant Factor Cable Loss Preamp Factor APos TPos Remark MHz dBuV/m dBuV/m dBuV dB/m dB dB cm deg 1 5642.16 54.21 68.30 -14.09 42.10 35.70 9.84 33.43 159 302 PEAK 2 5650.38 51.12 68.58 -17.46 38.98 35.71 9.86 33.43 159 302 PEAK 3 5716.10 70.45 109.71 -39.26 58.09 35.80 10.00 33.44 159 302 PEAK 4 5720.13 69.20 111.09 -41.89 56.82 35.81 10.01 33.44 159 302 PEAK	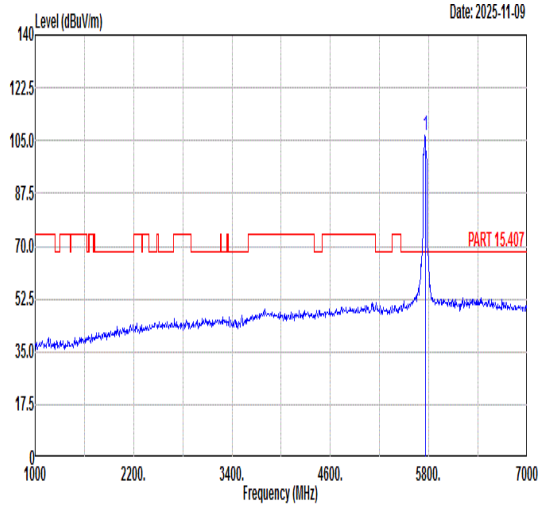 Freq Level Limit Line Margin (dB) Read Level Ant Factor Cable Loss Preamp Factor APos TPos Remark MHz dBuV/m dBuV/m dBuV dB/m dB dB cm deg 1 5755.00 106.86 ------ ------ 94.38 35.85 10.08 33.45 159 302 PEAK
Avg	Blank	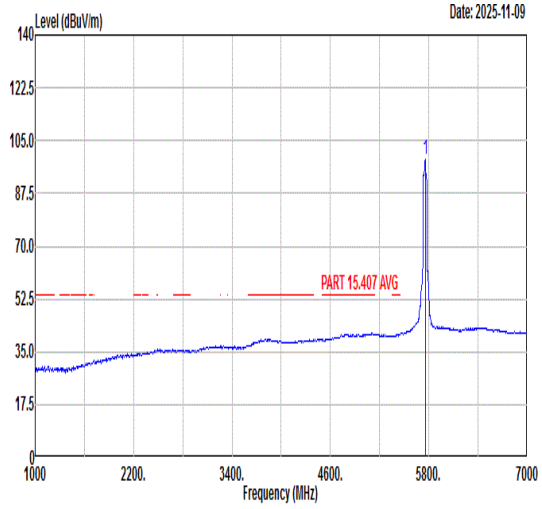 Freq Level Limit Line Margin (dB) Read Level Ant Factor Cable Loss Preamp Factor APos TPos Remark MHz dBuV/m dBuV/m dBuV dB/m dB dB cm deg 1 5755.00 99.04 ------ ------ 86.54 35.86 10.09 33.45 159 302 AVERAGE

Mode	41	
	Band Edge - R	
	U-NII-3_5.725-5.85_802.11ax HE40_CH151_Full RU_5755MHz	
ANT	24+22	
Pol.	Vertical	Fundamental
Peak	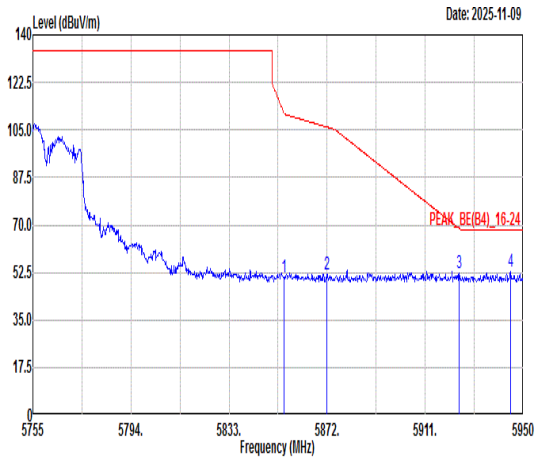 Freq Level Limit Line Margin (dB) Read Level Ant Factor Cable Loss Preamp Factor APos TPos Remark MHz dBuV/m dBuV/m dBuV dB/m dB dB cm deg 1 5854.84 50.48 111.17 -60.69 37.66 36.00 10.29 33.47 159 302 PEAK 2 5872.00 51.68 106.04 -54.36 38.80 36.02 10.33 33.47 159 302 PEAK 3 5924.46 52.06 68.70 -16.64 39.01 36.09 10.44 33.48 159 302 PEAK 4 5944.93 52.83 68.30 -15.47 39.72 36.12 10.48 33.49 159 302 PEAK	Blank

Mode	42	
	Band Edge - L	
	U-NII-3_5.725-5.85_802.11ax HE40_CH159_Full RU_5795MHz	
ANT	24+22	
Pol.	Horizontal	Fundamental
Peak	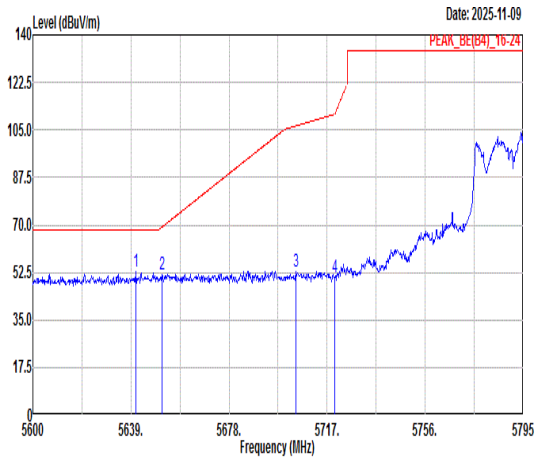 Freq Level Limit Line Margin (dB) Read Level Ant Factor Cable Loss Preamp Factor APos TPos Remark MHz dBuV/m dBuV/m dBuV dB/m dB dB cm deg 1 5640.95 53.02 68.30 -15.28 40.91 35.70 9.84 33.43 327 131 PEAK 2 5651.48 51.66 69.40 -17.74 39.52 35.71 9.86 33.43 327 131 PEAK 3 5704.72 52.98 106.52 -53.54 40.65 35.79 9.98 33.44 327 131 PEAK 4 5720.12 50.91 111.07 -60.16 38.53 35.81 10.01 33.44 327 131 PEAK	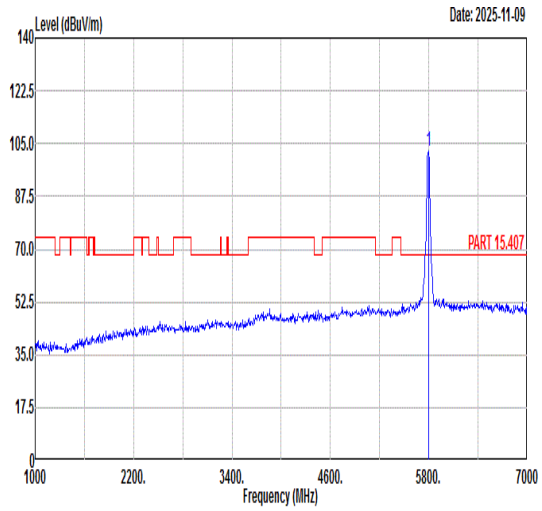 Freq Level Limit Line Margin (dB) Read Level Ant Factor Cable Loss Preamp Factor APos TPos Remark MHz dBuV/m dBuV/m dBuV dB/m dB dB cm deg 1 5795.00 102.52 ------ ------ 89.91 35.91 10.16 33.46 327 131 PEAK
Avg	Blank	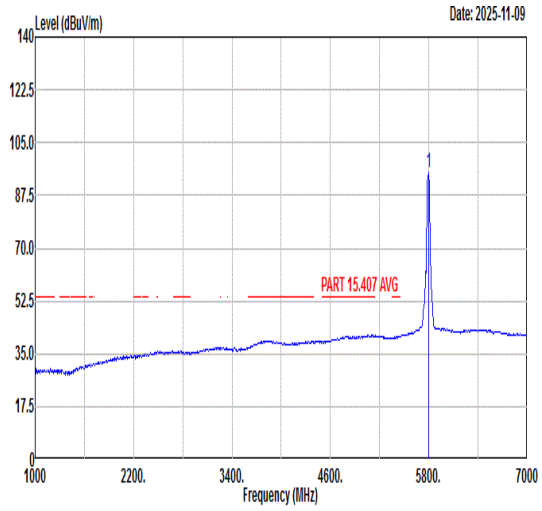 Freq Level Limit Line Margin (dB) Read Level Ant Factor Cable Loss Preamp Factor APos TPos Remark MHz dBuV/m dBuV/m dBuV dB/m dB dB cm deg 1 5795.00 95.17 ------ ------ 82.56 35.91 10.16 33.46 327 131 AVERAGE

Mode	42	
	Band Edge - R	
	U-NII-3_5.725-5.85_802.11ax HE40_CH159_Full RU_5795MHz	
ANT	24+22	
Pol.	Horizontal	Fundamental
Peak	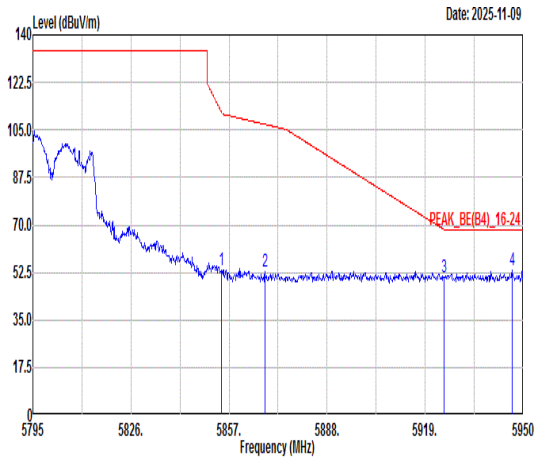 Freq / Level / Limit Line / Margin (dB) / Read Level / Ant Factor / Cable Loss / Preamp Factor / APos / TPos / Remark MHz / dBuV/m / dBuV/m / dBuV / dB/m / dB / dB / cm / deg 1 5854.68 53.11 111.54 -58.43 40.29 36.00 10.29 33.47 327 131 PEAK 2 5868.32 53.04 107.07 -54.03 40.17 36.02 10.32 33.47 327 131 PEAK 3 5924.89 50.71 68.38 -17.67 37.66 36.09 10.44 33.48 327 131 PEAK 4 5946.59 53.52 68.30 -14.78 40.40 36.13 10.48 33.49 327 131 PEAK	Blank

Mode	42	
	Band Edge - L	
	U-NII-3_5.725-5.85_802.11ax HE40_CH159_Full RU_5795MHz	
ANT	24+22	
Pol.	Vertical	Fundamental
Peak	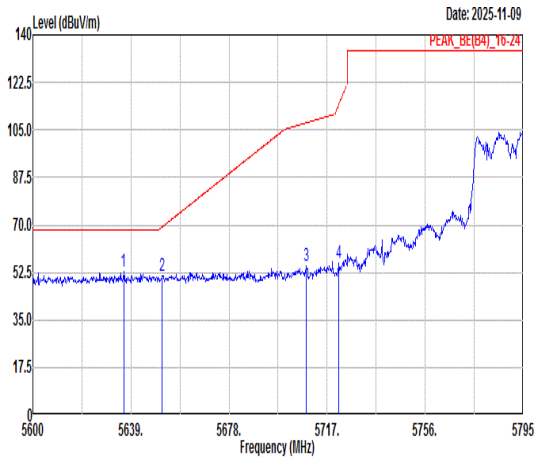 Freq Level Limit Line Margin (dB) Read Level Ant Factor Cable Loss Preamp Factor APos TPos Remark MHz dBuV/m dBuV/m dBuV dB/m dB dB cm deg 1 5636.08 52.79 68.30 -15.51 40.70 35.69 9.83 33.43 151 304 PEAK 2 5651.48 51.37 69.40 -18.03 39.23 35.71 9.86 33.43 151 304 PEAK 3 5708.81 54.98 107.67 -52.69 42.65 35.79 9.98 33.44 151 304 PEAK 4 5721.49 55.83 114.19 -58.36 43.45 35.81 10.01 33.44 151 304 PEAK	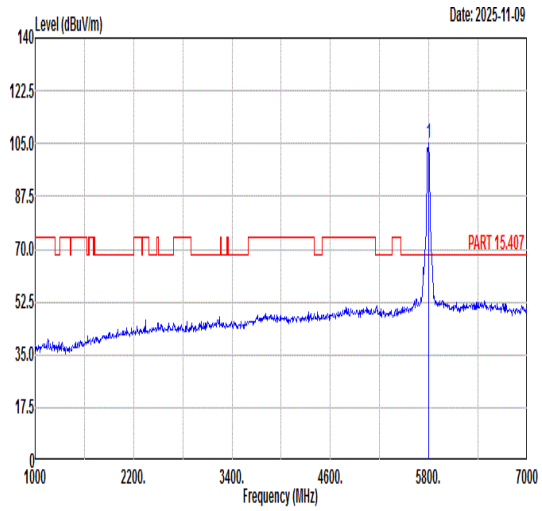 Freq Level Limit Line Margin (dB) Read Level Ant Factor Cable Loss Preamp Factor APos TPos Remark MHz dBuV/m dBuV/m dBuV dB/m dB dB cm deg 1 5795.00 105.25 ------ ------ 92.64 35.91 10.16 33.46 151 304 PEAK
Avg	Blank	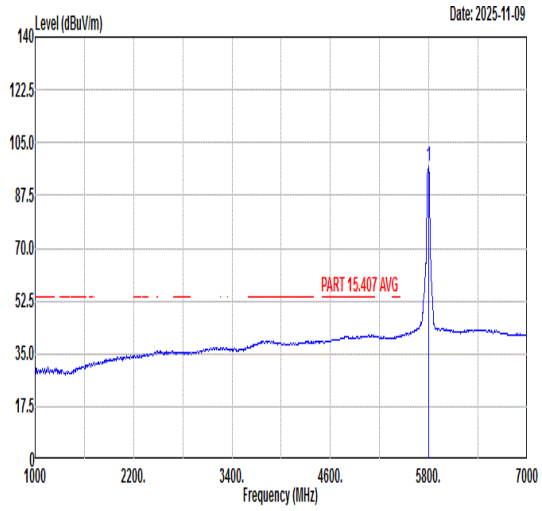 Freq Level Limit Line Margin (dB) Read Level Ant Factor Cable Loss Preamp Factor APos TPos Remark MHz dBuV/m dBuV/m dBuV dB/m dB dB cm deg 1 5795.00 97.46 ------ ------ 84.85 35.91 10.16 33.46 151 304 AVERAGE

Mode	42	
	Band Edge - R	
	U-NII-3_5.725-5.85_802.11ax HE40_CH159_Full RU_5795MHz	
ANT	24+22	
Pol.	Vertical	Fundamental
Peak	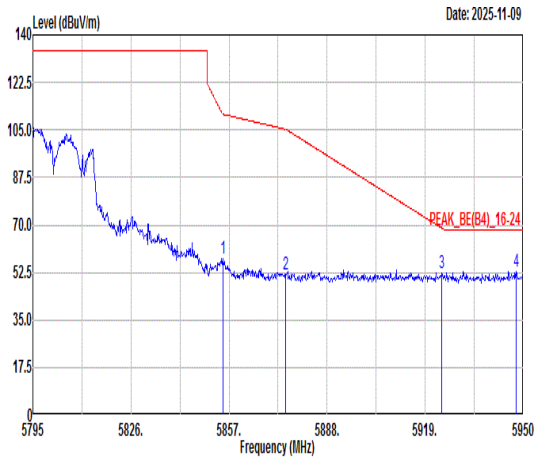 Freq / Level / Limit Line / Margin (dB) / Read Level / Ant Factor / Cable Loss / Preamp Factor / APos / TPos / Remark MHz / dBuV/m / dBuV/m / dBuV / dB/m / dB / dB / cm / deg 1 5854.99 57.83 110.83 -53.00 45.01 36.00 10.29 33.47 151 304 PEAK 2 5874.98 51.92 105.21 -53.29 39.04 36.02 10.33 33.47 151 304 PEAK 3 5924.27 52.07 68.84 -16.77 39.02 36.09 10.44 33.48 151 304 PEAK 4 5947.83 53.07 68.30 -15.23 39.94 36.13 10.49 33.49 151 304 PEAK	Blank

Mode	43	
	Band Edge - L	
	U-NII-3_5.725-5.85_802.11ax HE80_CH155_Full RU_5775MHz	
ANT	24+22	
Pol.	Horizontal	Fundamental
Peak	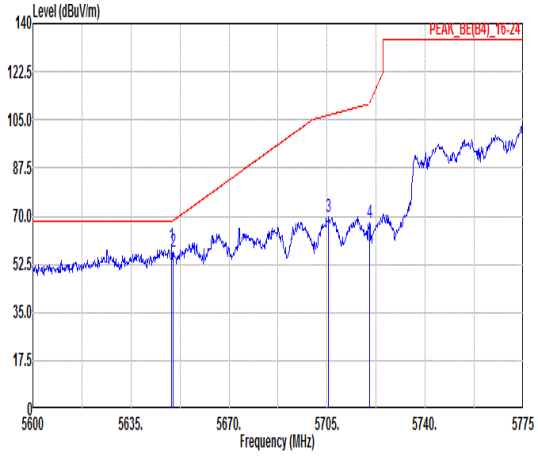 Freq Level Limit Line Margin Read Level Ant Factor Cable Loss Preamp Factor APos TPos Remark MHz dBuV/m dBuV/m dB dBuV dB/m dB dB cm deg 1 5649.53 59.01 68.30 -9.29 46.87 35.71 9.86 33.43 313 133 PEAK 2 5650.05 57.24 68.34 -11.10 45.10 35.71 9.86 33.43 313 133 PEAK 3 5705.53 69.64 106.75 -37.11 57.31 35.79 9.98 33.44 313 133 PEAK 4 5720.23 67.37 111.31 -43.94 54.99 35.81 10.01 33.44 313 133 PEAK	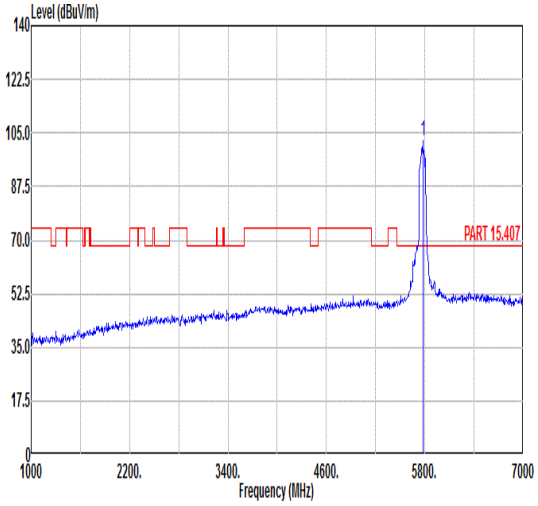 Freq Level Limit Line Margin Read Level Ant Factor Cable Loss Preamp Factor APos TPos Remark MHz dBuV/m dBuV/m dB dBuV dB/m dB dB cm deg 1 5775.00 102.28 ------ ------ 89.72 35.89 10.13 33.46 313 133 PEAK
Avg	Blank	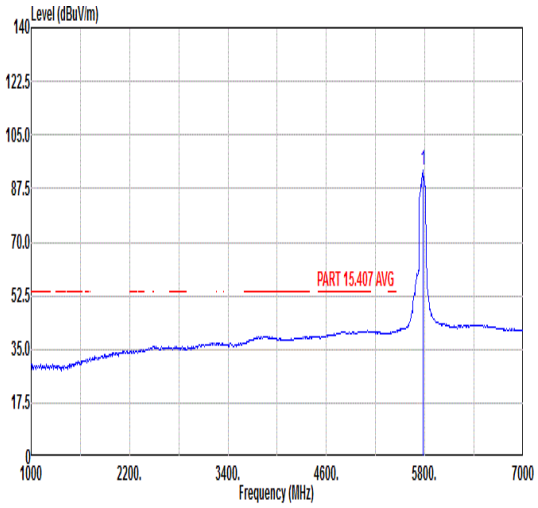 Freq Level Limit Line Margin Read Level Ant Factor Cable Loss Preamp Factor APos TPos Remark MHz dBuV/m dBuV/m dB dBuV dB/m dB dB cm deg 1 5775.00 93.63 ------ ------ 81.07 35.89 10.13 33.46 313 133 AVERAGE

Mode	43	
	Band Edge - R	
	U-NII-3_5.725-5.85_802.11ax HE80_CH155_Full RU_5775MHz	
ANT	24+22	
Pol.	Horizontal	Fundamental
Peak	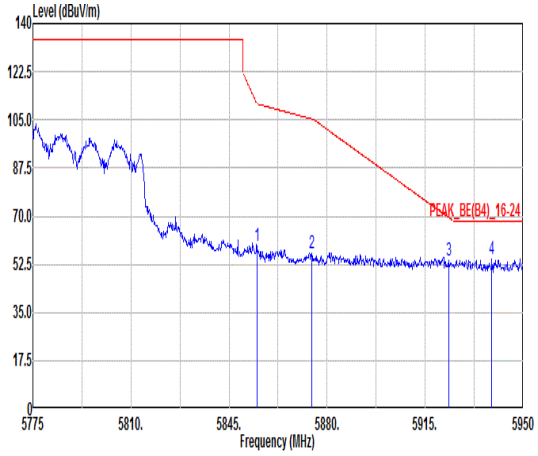 Freq Level Limit Line Margin Read Level Ant Factor Cable Loss Preamp Factor APos TPos Remark MHz dBuV/m dBuV/m dB dBuV dB/m dB dB cm deg 1 5854.98 59.23 110.86 -51.63 46.41 36.00 10.29 33.47 313 133 PEAK 2 5874.40 56.46 105.37 -48.91 43.58 36.02 10.33 33.47 313 133 PEAK 3 5923.40 54.01 69.48 -15.47 40.96 36.09 10.44 33.48 313 133 PEAK 4 5938.80 54.35 68.30 -13.95 41.26 36.11 10.47 33.49 313 133 PEAK	Blank

Mode	43	
	Band Edge - L	
	U-NII-3_5.725-5.85_802.11ax HE80_CH155_Full RU_5775MHz	
ANT	24+22	
Pol.	Vertical	Fundamental
Peak	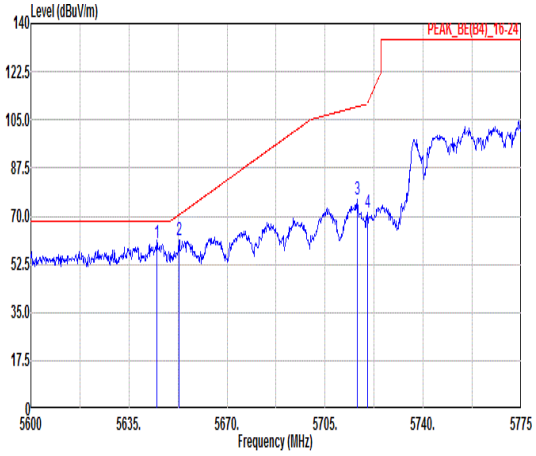 Freq Level Limit Line Margin Read Level Ant Factor Cable Loss Preamp Factor APos TPos Remark MHz dBuV/m dBuV/m dB dBuV dB/m dB dB cm deg 1 5644.98 60.32 68.30 -7.98 48.20 35.70 9.85 33.43 200 289 PEAK 2 5652.85 61.42 70.41 -8.99 49.27 35.71 9.87 33.43 200 289 PEAK 3 5716.38 75.94 109.79 -33.85 63.58 35.80 10.00 33.44 200 289 PEAK 4 5720.23 71.34 111.31 -39.97 58.96 35.81 10.01 33.44 200 289 PEAK	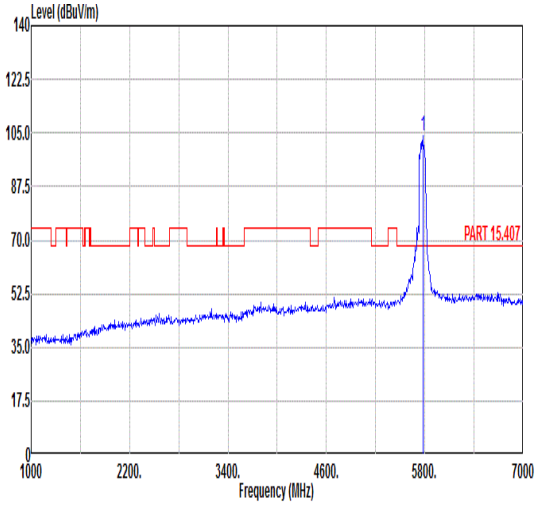 Freq Level Limit Line Margin Read Level Ant Factor Cable Loss Preamp Factor APos TPos Remark MHz dBuV/m dBuV/m dB dBuV dB/m dB dB cm deg 1 5775.00 104.26 ------ ------ 91.70 35.89 10.13 33.46 200 289 PEAK
Avg	Blank	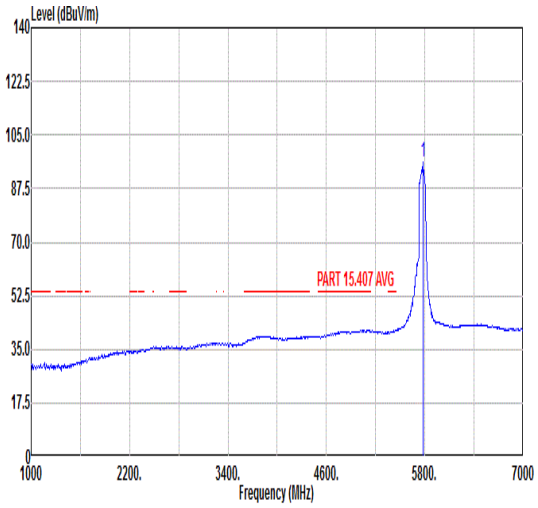 Freq Level Limit Line Margin Read Level Ant Factor Cable Loss Preamp Factor APos TPos Remark MHz dBuV/m dBuV/m dB dBuV dB/m dB dB cm deg 1 5775.00 95.94 ------ ------ 83.38 35.89 10.13 33.46 200 289 AVERAGE

Mode	43	
	Band Edge - R	
	U-NII-3_5.725-5.85_802.11ax HE80_CH155_Full RU_5775MHz	
ANT	24+22	
Pol.	Vertical	Fundamental
Peak	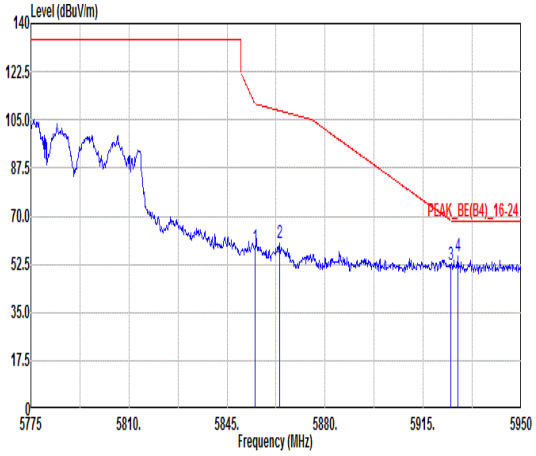 Freq Level Limit Line Margin Read Level Ant Factor Cable Loss Preamp Factor APos TPos Remark MHz dBuV/m dBuV/m dB dBuV dB/m dB dB cm deg 1 5854.98 58.57 110.86 -52.29 45.75 36.00 10.29 33.47 200 289 PEAK 2 5863.73 60.16 108.35 -48.19 47.31 36.01 10.31 33.47 200 289 PEAK 3 5924.98 52.31 68.32 -16.01 39.27 36.09 10.44 33.49 200 289 PEAK 4 5927.43 55.23 68.30 -13.07 42.18 36.10 10.44 33.49 200 289 PEAK	Blank

Mode	43	
	Harmonic	
	U-NII-3_5.725-5.85_802.11ax HE80_CH155_Full RU_5775MHz	
ANT	24+22	
Pol.	Horizontal	Vertical
Peak Avg	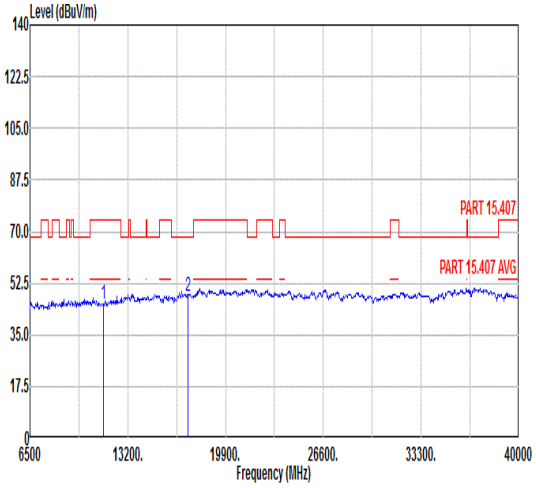 Freq Level Limit Line Margin Read Level Ant Factor Cable Loss Preamp Factor APos TPos Remark MHz dBuV/m dBuV/m dB dBuV dB/m dB dB cm deg 1 11550.00 45.49 74.00 -28.51 57.98 38.47 12.92 63.88 --- --- Peak 2 17325.00 48.12 68.30 -20.18 54.55 42.94 15.79 65.16 --- --- Peak	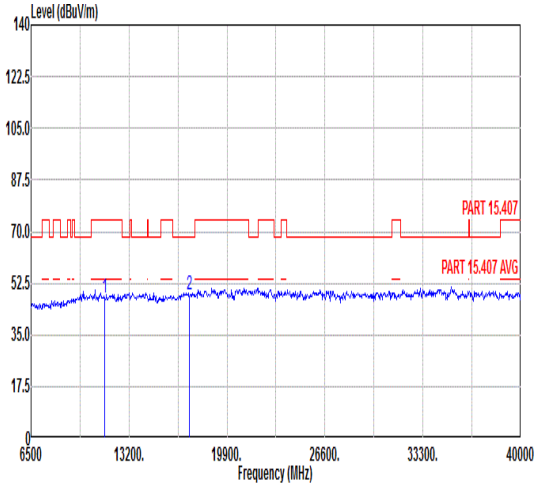 Freq Level Limit Line Margin Read Level Ant Factor Cable Loss Preamp Factor APos TPos Remark MHz dBuV/m dBuV/m dB dBuV dB/m dB dB cm deg 1 11550.00 47.58 74.00 -26.42 60.07 38.47 12.92 63.88 --- --- Peak 2 17325.00 48.50 68.30 -19.80 54.93 42.94 15.79 65.16 --- --- Peak

Mode	44	
	Band Edge	
	U-NII-1_5.15-5.25_802.11ax HE20_CH36_Partial_RU 26/0_5180MHz	
ANT	24+22	
Pol.	Horizontal	Fundamental
Peak	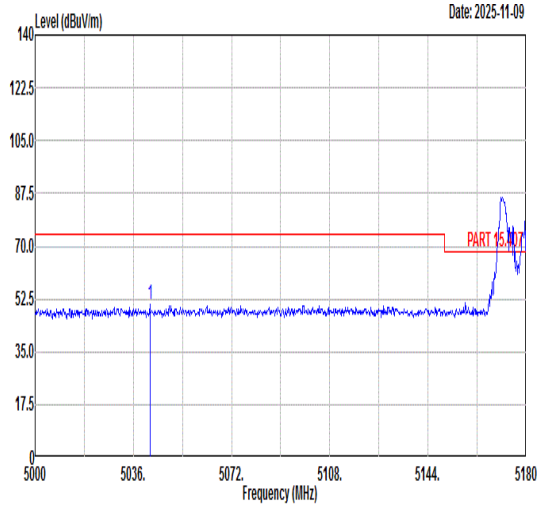 Freq Level Limit Line Margin (dB) Read Level Ant Factor Cable Loss Preamp Factor APos TPos Remark MHz dBuV/m dBuV/m dBuV dB/m dB dB cm deg 1 5042.12 50.52 74.00 -23.48 40.44 35.23 8.34 33.49 252 269 PEAK	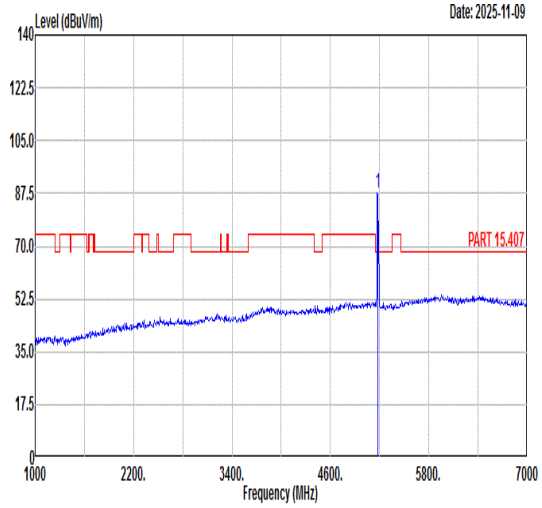 Freq Level Limit Line Margin (dB) Read Level Ant Factor Cable Loss Preamp Factor APos TPos Remark MHz dBuV/m dBuV/m dBuV dB/m dB dB cm deg 1 5180.00 87.86 ------ ------ 77.46 35.30 8.57 33.47 252 269 PEAK
Avg	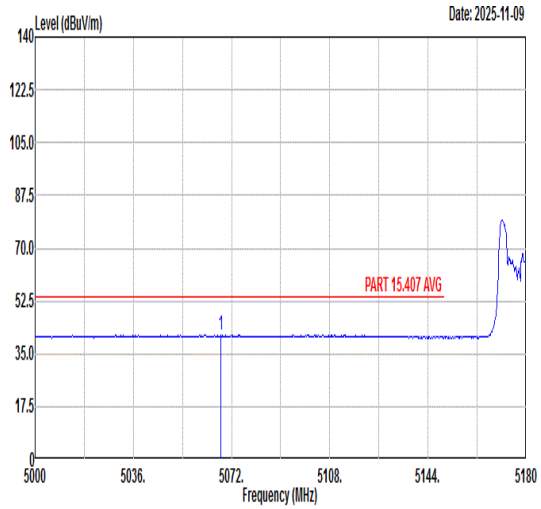 Freq Level Limit Line Margin (dB) Read Level Ant Factor Cable Loss Preamp Factor APos TPos Remark MHz dBuV/m dBuV/m dBuV dB/m dB dB cm deg 1 5068.04 41.25 54.00 -12.75 31.12 35.24 8.38 33.49 252 269 AVERAGE	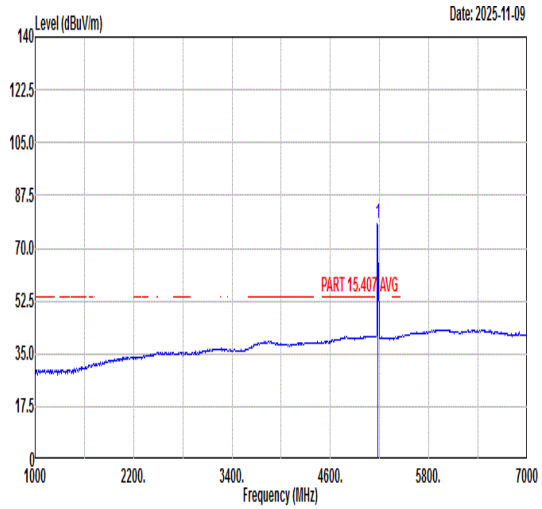 Freq Level Limit Line Margin (dB) Read Level Ant Factor Cable Loss Preamp Factor APos TPos Remark MHz dBuV/m dBuV/m dBuV dB/m dB dB cm deg 1 5180.00 78.17 ------ ------ 67.77 35.30 8.57 33.47 252 269 AVERAGE

Mode	44	
	Band Edge	
	U-NII-1_5.15-5.25_802.11ax HE20_CH36_Partial_RU 26/0_5180MHz	
ANT	24+22	
Pol.	Vertical	Fundamental
Peak	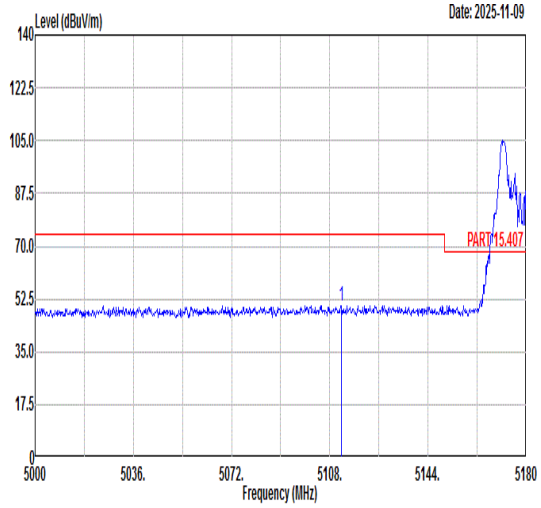 Freq Level Limit Line Margin (dB) Read Level Ant Factor Cable Loss Preamp Factor APos TPos Remark MHz dBuV/m dBuV/m dBuV dB/m dB dB cm deg 1 5112.14 50.43 74.00 -23.57 40.17 35.27 8.47 33.48 166 280 PEAK	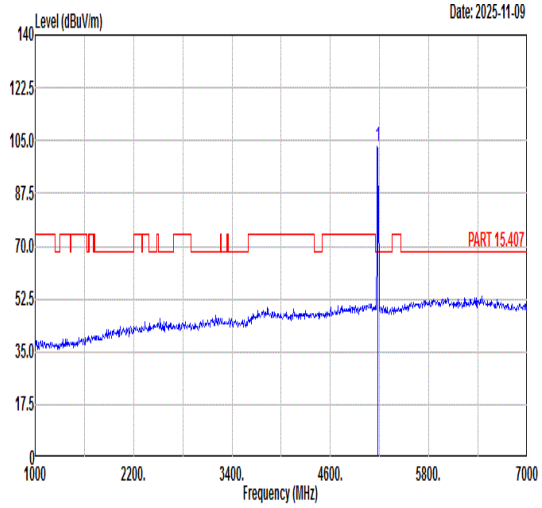 Freq Level Limit Line Margin (dB) Read Level Ant Factor Cable Loss Preamp Factor APos TPos Remark MHz dBuV/m dBuV/m dBuV dB/m dB dB cm deg 1 5180.00 103.02 ------ ------ 92.62 35.30 8.57 33.47 166 280 PEAK
Avg	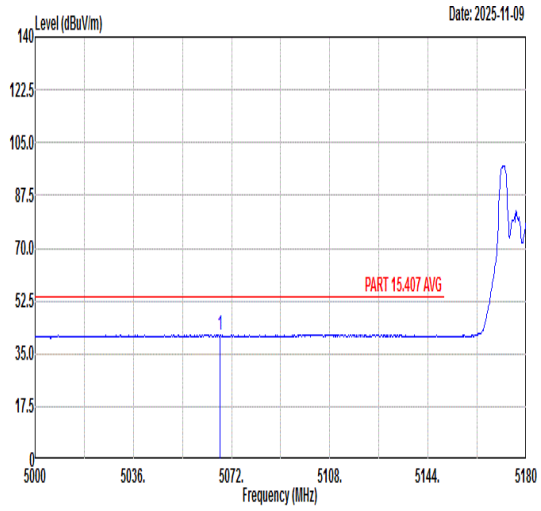 Freq Level Limit Line Margin (dB) Read Level Ant Factor Cable Loss Preamp Factor APos TPos Remark MHz dBuV/m dBuV/m dBuV dB/m dB dB cm deg 1 5067.86 41.31 54.00 -12.69 31.18 35.24 8.38 33.49 166 280 AVERAGE	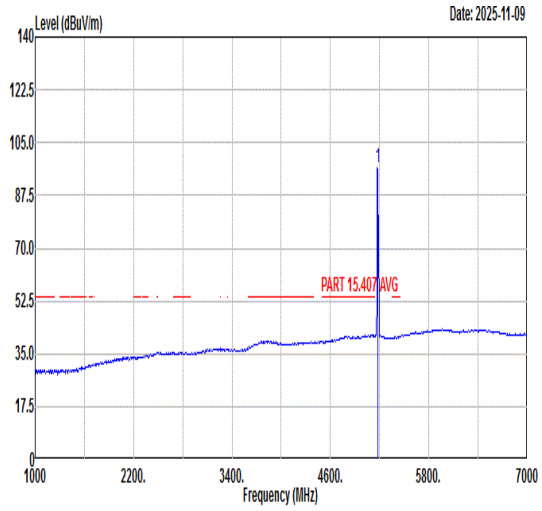 Freq Level Limit Line Margin (dB) Read Level Ant Factor Cable Loss Preamp Factor APos TPos Remark MHz dBuV/m dBuV/m dBuV dB/m dB dB cm deg 1 5180.00 96.84 ------ ------ 86.44 35.30 8.57 33.47 166 280 AVERAGE

Mode	45	
	Band Edge	
	U-NII-2A_5.25-5.35_802.11ax HE20_CH64_Partial_RU 26/8_5320MHz	
ANT	24+22	
Pol.	Horizontal	Fundamental
Peak	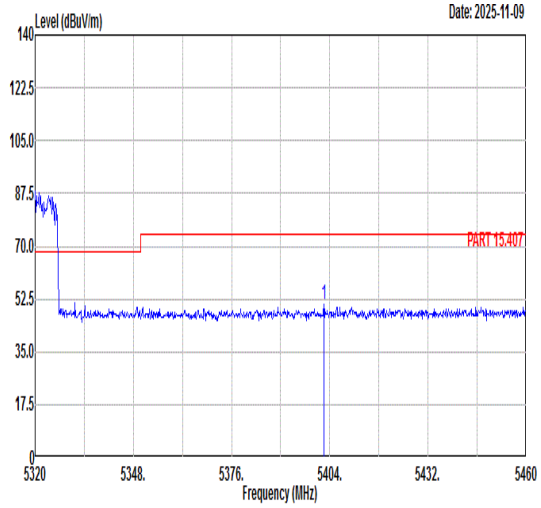 Freq Level Limit Line Margin (dB) Read Level Ant Factor Cable Loss Preamp Factor APos TPos Remark MHz dBuV/m dBuV/m dBuV dB/m dB dB cm deg 1 5402.32 50.56 74.00 -23.44 38.90 35.44 9.64 33.42 100 23 PEAK	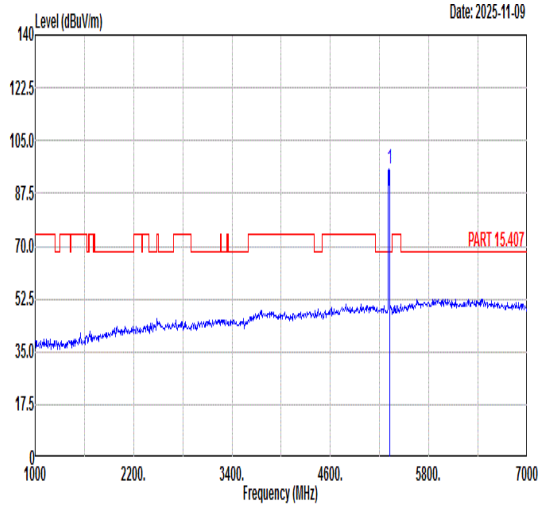 Freq Level Limit Line Margin (dB) Read Level Ant Factor Cable Loss Preamp Factor APos TPos Remark MHz dBuV/m dBuV/m dBuV dB/m dB dB cm deg 1 5320.00 95.59 ------ ------ 84.46 35.39 9.18 33.44 100 23 PEAK
Avg	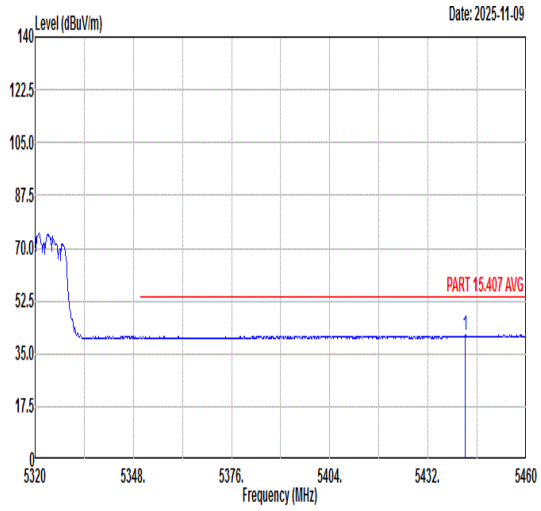 Freq Level Limit Line Margin (dB) Read Level Ant Factor Cable Loss Preamp Factor APos TPos Remark MHz dBuV/m dBuV/m dBuV dB/m dB dB cm deg 1 5442.64 41.09 54.00 -12.91 29.35 35.47 9.68 33.41 100 23 AVERAGE	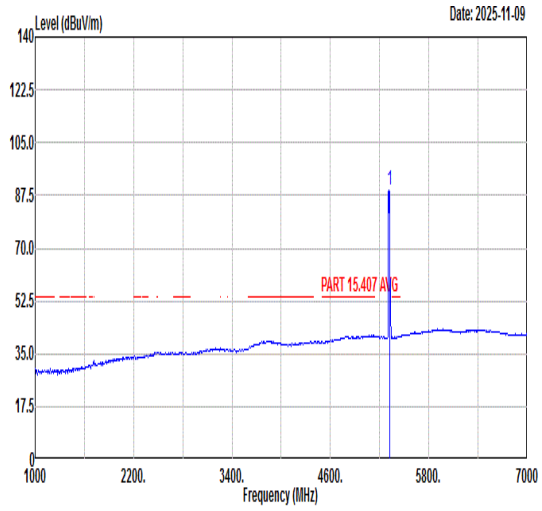 Freq Level Limit Line Margin (dB) Read Level Ant Factor Cable Loss Preamp Factor APos TPos Remark MHz dBuV/m dBuV/m dBuV dB/m dB dB cm deg 1 5320.00 89.02 ------ ------ 77.89 35.39 9.18 33.44 100 23 AVERAGE

Mode	45	
	Band Edge	
	U-NII-2A_5.25-5.35_802.11ax HE20_CH64_Partial_RU 26/8_5320MHz	
ANT	24+22	
Pol.	Vertical	Fundamental
Peak	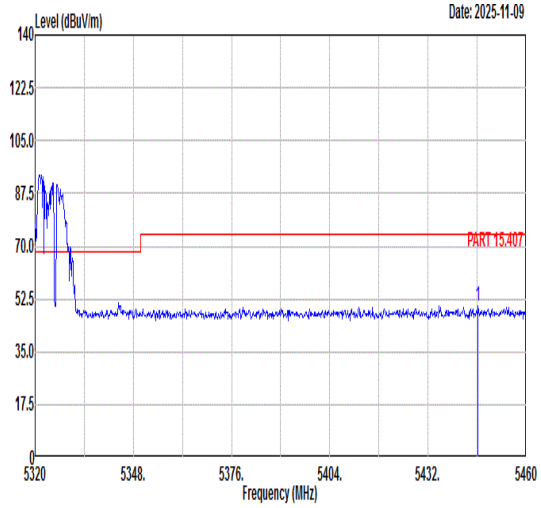 Freq Level Limit Line Margin (dB) Read Level Ant Factor Cable Loss Preamp Factor APos TPos Remark MHz dBuV/m dBuV/m dBuV dB/m dB dB cm deg 1 5446.28 50.10 74.00 -23.90 38.36 35.47 9.68 33.41 166 280 PEAK	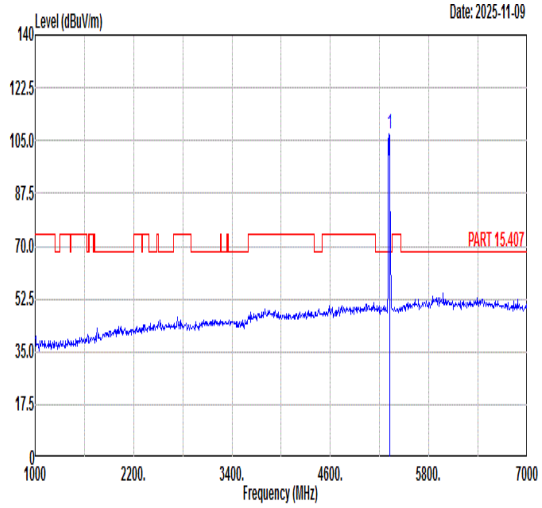 Freq Level Limit Line Margin (dB) Read Level Ant Factor Cable Loss Preamp Factor APos TPos Remark MHz dBuV/m dBuV/m dBuV dB/m dB dB cm deg 1 5320.00 107.13 ------ ------ 96.00 35.39 9.18 33.44 166 280 PEAK
Avg	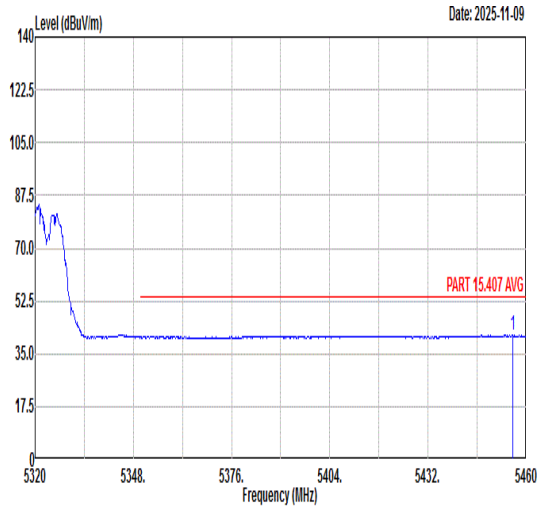 Freq Level Limit Line Margin (dB) Read Level Ant Factor Cable Loss Preamp Factor APos TPos Remark MHz dBuV/m dBuV/m dBuV dB/m dB dB cm deg 1 5456.08 41.24 54.00 -12.76 29.49 35.47 9.69 33.41 166 280 AVERAGE	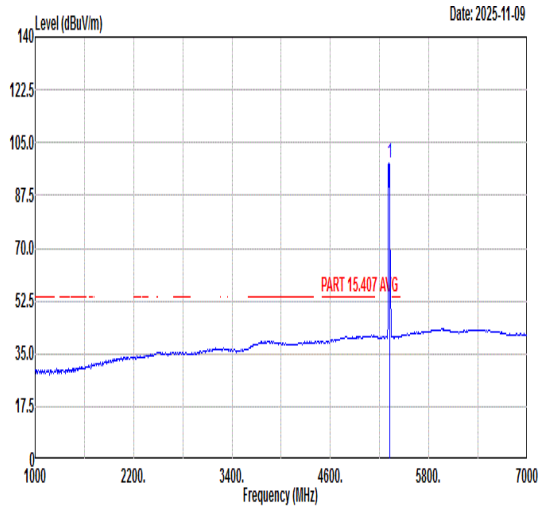 Freq Level Limit Line Margin (dB) Read Level Ant Factor Cable Loss Preamp Factor APos TPos Remark MHz dBuV/m dBuV/m dBuV dB/m dB dB cm deg 1 5320.00 98.40 ------ ------ 87.27 35.39 9.18 33.44 166 280 AVERAGE

Mode	46	
	Band Edge	
	U-NII-2C_5.47-5.725_802.11ax HE20_CH100_Partial_RU 26/0_5500MHz	
ANT	24+22	
Pol.	Horizontal	Fundamental
Peak	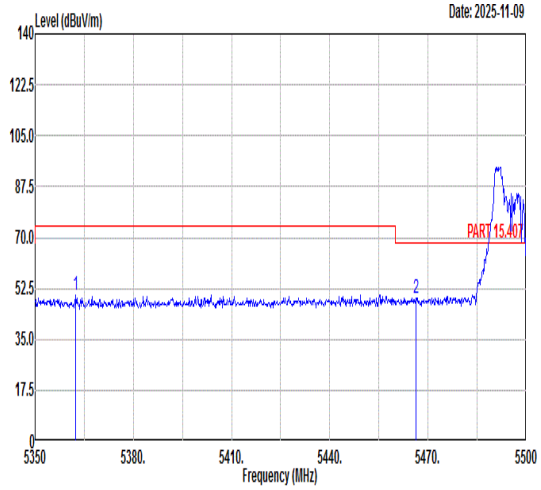 Freq Level Limit Line Margin (dB) Read Level Ant Factor Cable Loss Preamp Factor APos TPos Remark MHz dBuV/m dBuV/m dBuV dB/m dB dB cm deg 1 5362.45 50.26 74.00 -23.74 38.84 35.42 9.43 33.43 100 23 PEAK 2 5466.25 49.37 68.30 -18.93 37.61 35.48 9.69 33.41 100 23 PEAK	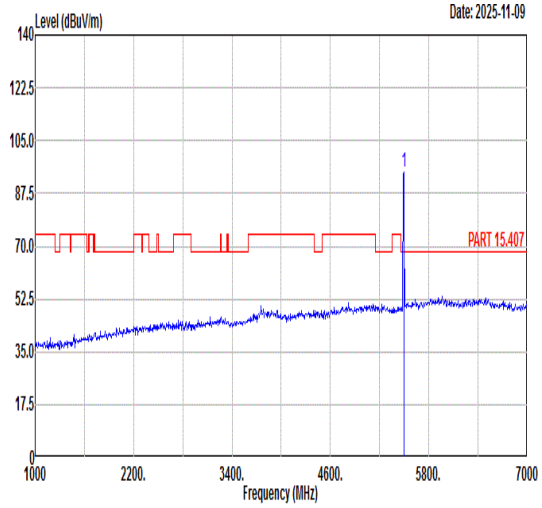 Freq Level Limit Line Margin (dB) Read Level Ant Factor Cable Loss Preamp Factor APos TPos Remark MHz dBuV/m dBuV/m dBuV dB/m dB dB cm deg 1 5500.00 94.74 ------ ------ 82.94 35.50 9.70 33.40 100 23 PEAK
Avg	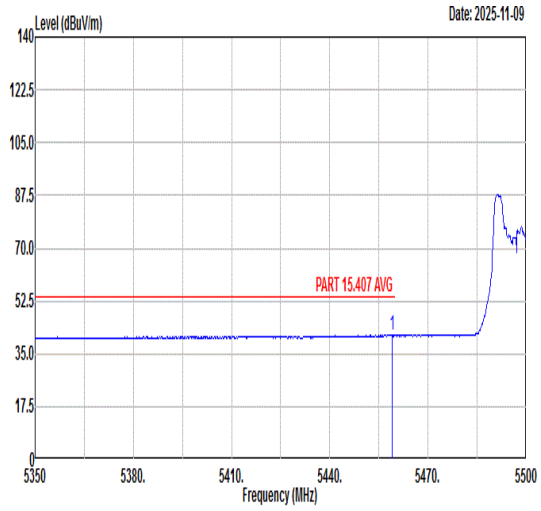 Freq Level Limit Line Margin (dB) Read Level Ant Factor Cable Loss Preamp Factor APos TPos Remark MHz dBuV/m dBuV/m dBuV dB/m dB dB cm deg 1 5459.05 41.32 54.00 -12.68 29.56 35.48 9.69 33.41 100 23 AVERAGE	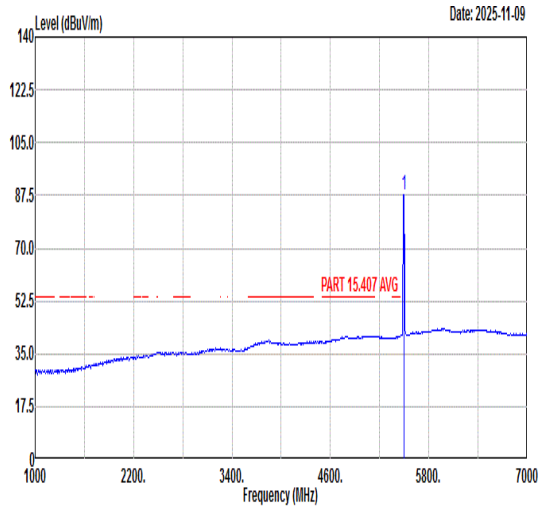 Freq Level Limit Line Margin (dB) Read Level Ant Factor Cable Loss Preamp Factor APos TPos Remark MHz dBuV/m dBuV/m dBuV dB/m dB dB cm deg 1 5500.00 87.65 ------ ------ 75.85 35.50 9.70 33.40 100 23 AVERAGE

Mode	46	
	Band Edge	
	U-NII-2C_5.47-5.725_802.11ax HE20_CH100_Partial_RU 26/0_5500MHz	
ANT	24+22	
Pol.	Vertical	Fundamental
Peak	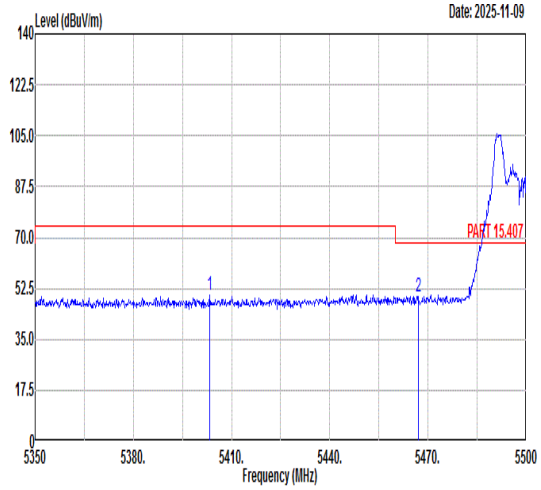 Freq Level Limit Line Margin (dB) Read Level Ant Factor Cable Loss Preamp Factor APos TPos Remark MHz dBuV/m dBuV/m dBuV dB/m dB dB cm deg 1 5403.40 50.14 74.00 -23.86 38.48 35.44 9.64 33.42 200 2 PEAK 2 5467.15 49.87 68.30 -18.43 38.11 35.48 9.69 33.41 200 2 PEAK	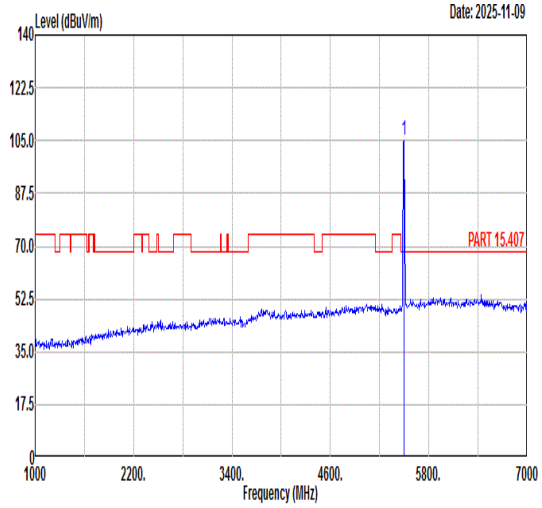 Freq Level Limit Line Margin (dB) Read Level Ant Factor Cable Loss Preamp Factor APos TPos Remark MHz dBuV/m dBuV/m dBuV dB/m dB dB cm deg 1 5500.00 105.00 ------ ------ 93.20 35.50 9.70 33.40 200 2 PEAK
Avg	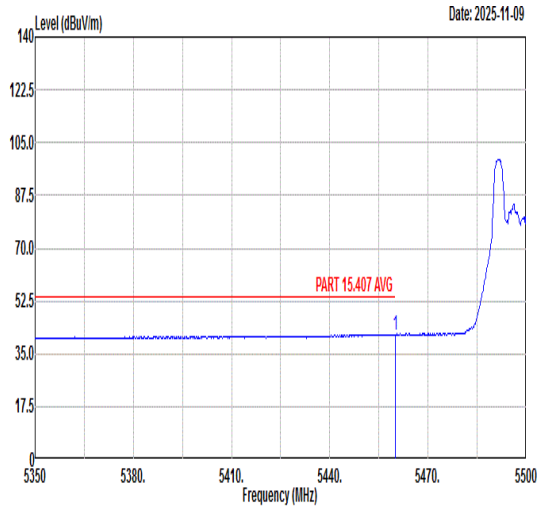 Freq Level Limit Line Margin (dB) Read Level Ant Factor Cable Loss Preamp Factor APos TPos Remark MHz dBuV/m dBuV/m dBuV dB/m dB dB cm deg 1 5459.95 41.47 54.00 -12.53 29.71 35.48 9.69 33.41 200 2 AVERAGE	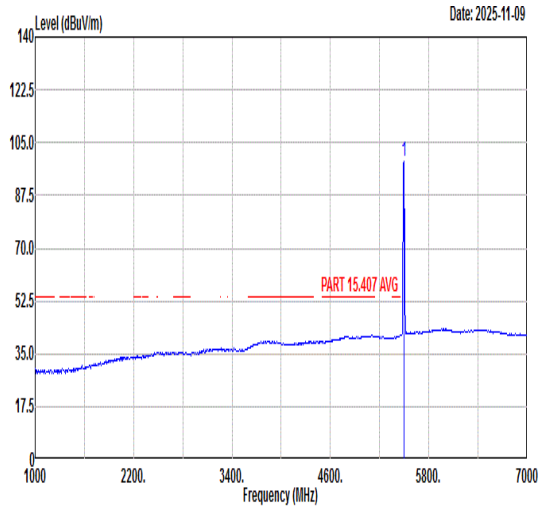 Freq Level Limit Line Margin (dB) Read Level Ant Factor Cable Loss Preamp Factor APos TPos Remark MHz dBuV/m dBuV/m dBuV dB/m dB dB cm deg 1 5500.00 98.94 ------ ------ 87.14 35.50 9.70 33.40 200 2 AVERAGE

Mode	47	
	Band Edge	
	U-NII-2C_5.47-5.725_802.11ax HE20_CH140_Partial_RU 26/8_5700MHz	
ANT	24+22	
Pol.	Horizontal	Fundamental
Peak	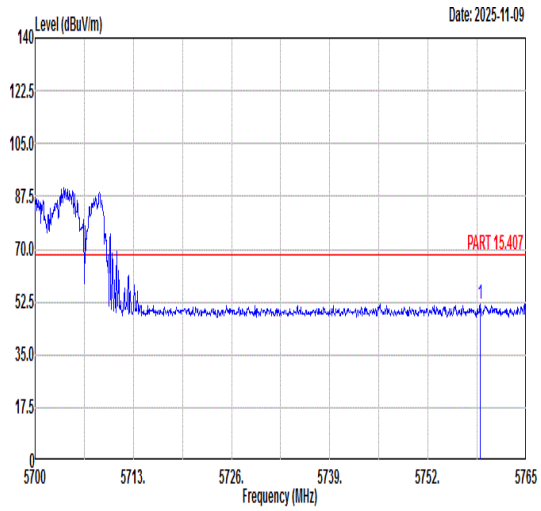 Freq Level Limit Line Margin (dB) Read Level Ant Factor Cable Loss Preamp Factor APos TPos Remark MHz dBuV/m dBuV/m dBuV dB/m dB dB cm deg 1 5758.89 51.78 68.30 -16.52 39.28 35.86 10.09 33.45 100 179 PEAK	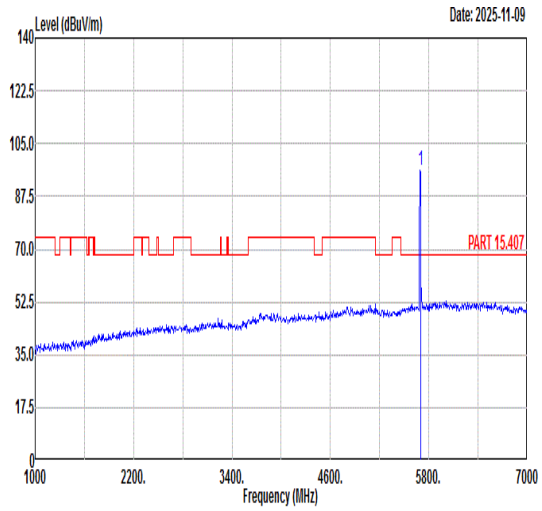 Freq Level Limit Line Margin (dB) Read Level Ant Factor Cable Loss Preamp Factor APos TPos Remark MHz dBuV/m dBuV/m dBuV dB/m dB dB cm deg 1 5700.00 96.09 ------ ------ 83.81 35.77 9.95 33.44 100 179 PEAK
Avg	Blank	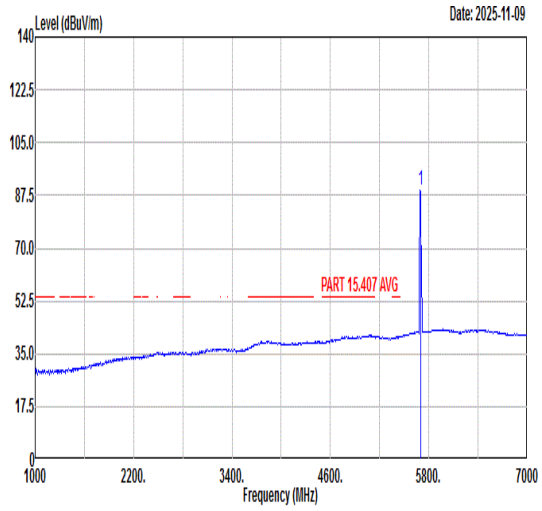 Freq Level Limit Line Margin (dB) Read Level Ant Factor Cable Loss Preamp Factor APos TPos Remark MHz dBuV/m dBuV/m dBuV dB/m dB dB cm deg 1 5700.00 89.51 ------ ------ 77.23 35.77 9.95 33.44 100 179 AVERAGE

Mode	47	
	Band Edge	
	U-NII-2C_5.47-5.725_802.11ax HE20_CH140_Partial_RU 26/8_5700MHz	
ANT	24+22	
Pol.	Vertical	Fundamental
Peak	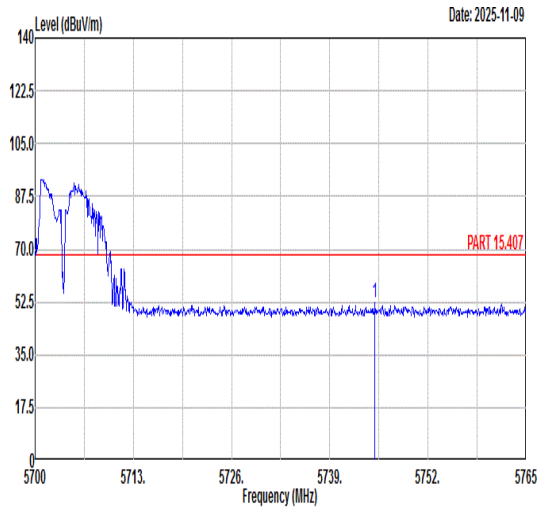 Freq Level Limit Line Margin (dB) Read Level Ant Factor Cable Loss Preamp Factor APos TPos Remark MHz dBuV/m dBuV/m dBuV dB/m dB dB cm deg 1 5744.98 52.10 68.30 -16.20 39.65 35.84 10.06 33.45 200 2 PEAK	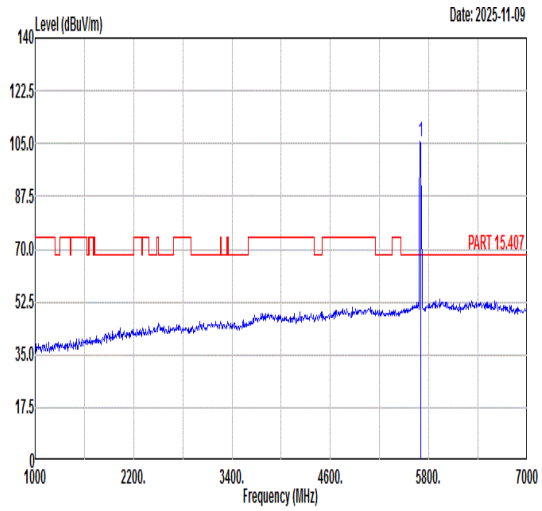 Freq Level Limit Line Margin (dB) Read Level Ant Factor Cable Loss Preamp Factor APos TPos Remark MHz dBuV/m dBuV/m dBuV dB/m dB dB cm deg 1 5700.00 105.90 ------ ------ 93.62 35.77 9.95 33.44 200 2 PEAK
Avg	Blank	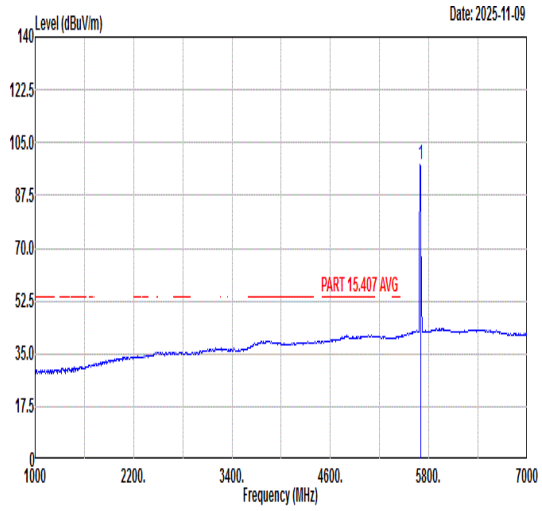 Freq Level Limit Line Margin (dB) Read Level Ant Factor Cable Loss Preamp Factor APos TPos Remark MHz dBuV/m dBuV/m dBuV dB/m dB dB cm deg 1 5700.00 97.81 ------ ------ 85.53 35.77 9.95 33.44 200 2 AVERAGE

Mode	48	
	Band Edge	
	U-NII-3_5.725-5.85_802.11ax HE20_CH149_Partial_RU 26/0_5745MHz	
ANT	24+22	
Pol.	Horizontal	Fundamental
Peak	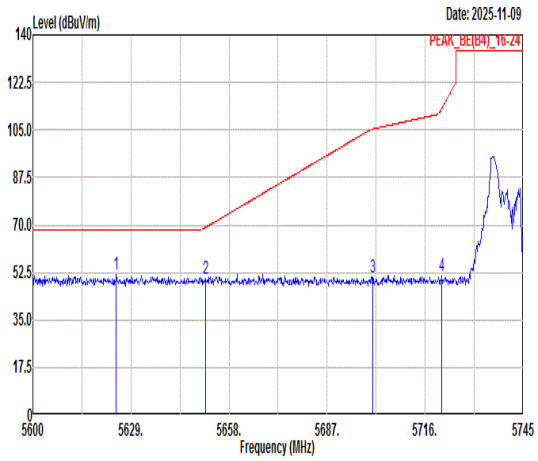 Freq Level Limit Line Margin (dB) Read Level Ant Factor Cable Loss Preamp Factor APos TPos Remark MHz dBuV/m dBuV/m dBuV dB/m dB dB cm deg 1 5624.65 51.60 68.30 -16.70 39.54 35.67 9.81 33.42 233 360 PEAK 2 5651.04 50.15 69.07 -18.92 38.01 35.71 9.86 33.43 233 360 PEAK 3 5700.49 50.63 105.34 -54.71 38.32 35.78 9.97 33.44 233 360 PEAK 4 5720.93 51.00 112.92 -61.92 38.62 35.81 10.01 33.44 233 360 PEAK	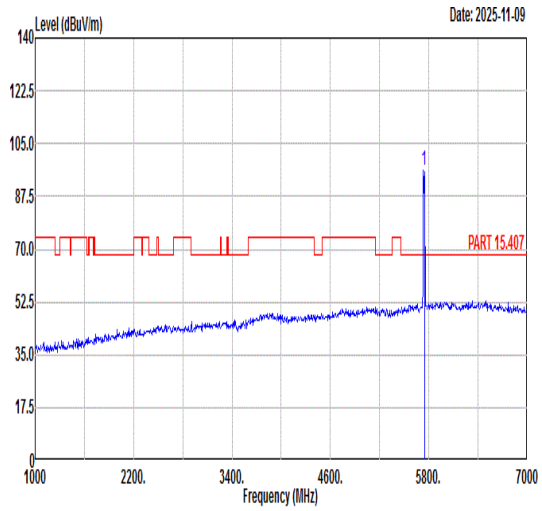 Freq Level Limit Line Margin (dB) Read Level Ant Factor Cable Loss Preamp Factor APos TPos Remark MHz dBuV/m dBuV/m dBuV dB/m dB dB cm deg 1 5745.00 96.15 ------ ------ 83.73 35.83 10.04 33.45 233 360 PEAK
Avg	Blank	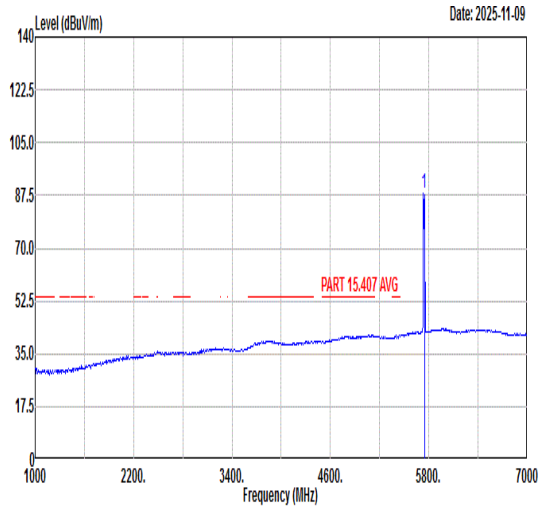 Freq Level Limit Line Margin (dB) Read Level Ant Factor Cable Loss Preamp Factor APos TPos Remark MHz dBuV/m dBuV/m dBuV dB/m dB dB cm deg 1 5745.00 88.12 ------ ------ 75.70 35.83 10.04 33.45 233 360 AVERAGE

Mode	48	
	Band Edge	
	U-NII-3_5.725-5.85_802.11ax HE20_CH149_Partial_RU 26/0_5745MHz	
ANT	24+22	
Pol.	Vertical	Fundamental
Peak	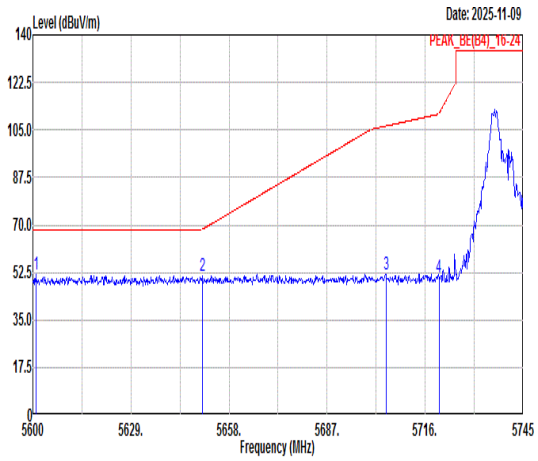 Freq Level Limit Line Margin (dB) Read Level Ant Factor Cable Loss Preamp Factor APos TPos Remark 1 5600.87 51.58 68.30 -16.72 39.60 35.64 9.76 33.42 208 0 PEAK 2 5650.03 51.07 68.32 -17.25 38.93 35.71 9.86 33.43 208 0 PEAK 3 5704.40 51.75 106.43 -54.68 39.42 35.79 9.98 33.44 208 0 PEAK 4 5720.06 50.80 110.94 -60.14 38.42 35.81 10.01 33.44 208 0 PEAK	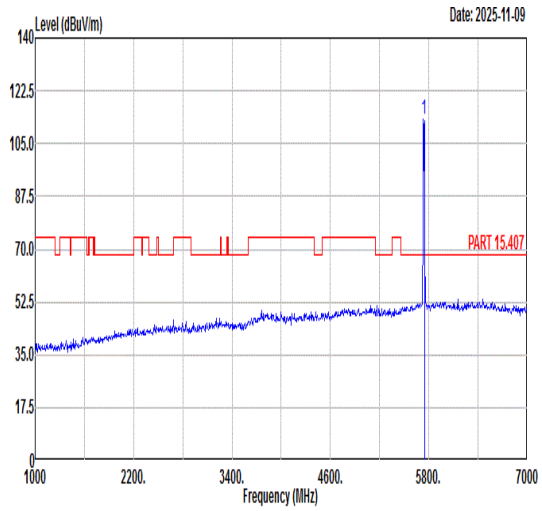 Freq Level Limit Line Margin (dB) Read Level Ant Factor Cable Loss Preamp Factor APos TPos Remark 1 5745.00 113.18 ------ ------ 100.76 35.83 10.04 33.45 208 0 PEAK
Avg	Blank	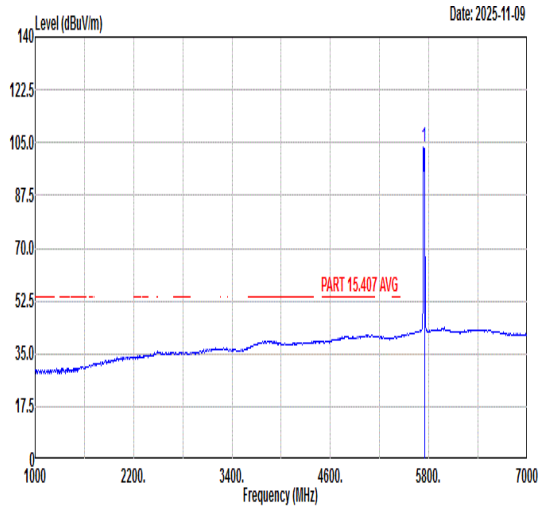 Freq Level Limit Line Margin (dB) Read Level Ant Factor Cable Loss Preamp Factor APos TPos Remark 1 5745.00 103.63 ------ ------ 91.21 35.83 10.04 33.45 208 0 AVERAGE

Mode	49	
	Band Edge	
	U-NII-3_5.725-5.85_802.11ax HE20_CH165_Partial_RU 26/8_5825MHz	
ANT	24+22	
Pol.	Horizontal	Fundamental
Peak	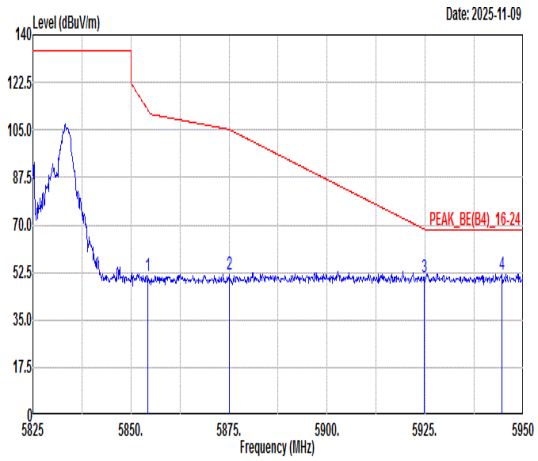 Freq Level Limit Line Margin (dB) Read Level Ant Factor Cable Loss Preamp Factor APos TPos Remark MHz dBuV/m dBuV/m dBuV dB/m dB dB cm deg 1 5854.38 51.21 112.22 -61.01 38.39 36.00 10.29 33.47 155 345 PEAK 2 5875.00 51.70 105.20 -53.50 38.81 36.03 10.33 33.47 155 345 PEAK 3 5924.75 50.80 68.48 -17.68 37.75 36.09 10.44 33.48 155 345 PEAK 4 5944.63 52.02 68.30 -16.28 38.91 36.12 10.48 33.49 155 345 PEAK	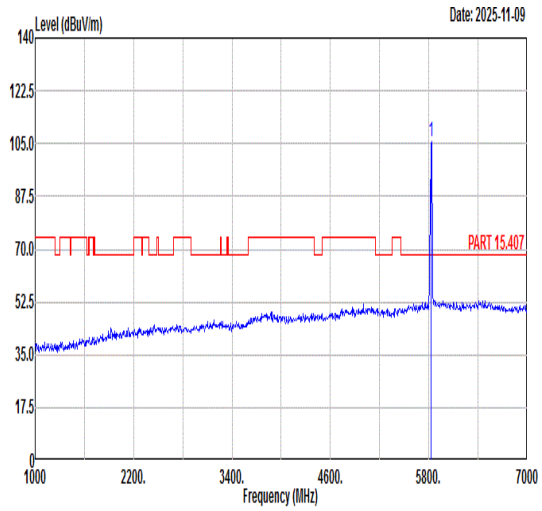 Freq Level Limit Line Margin (dB) Read Level Ant Factor Cable Loss Preamp Factor APos TPos Remark MHz dBuV/m dBuV/m dBuV dB/m dB dB cm deg 1 5825.00 105.64 ------ ------ 92.89 35.97 10.25 33.47 155 345 PEAK
Avg	Blank	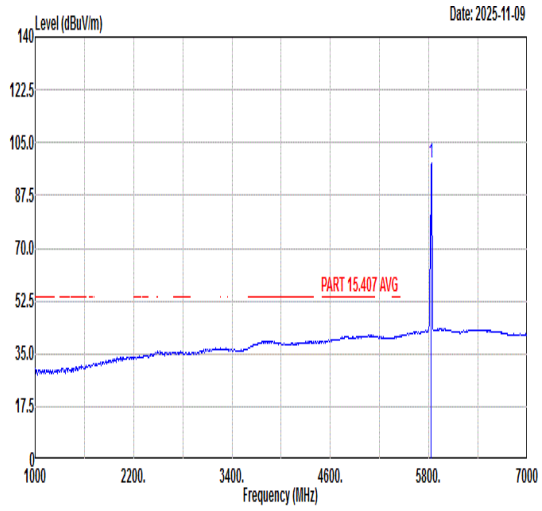 Freq Level Limit Line Margin (dB) Read Level Ant Factor Cable Loss Preamp Factor APos TPos Remark MHz dBuV/m dBuV/m dBuV dB/m dB dB cm deg 1 5825.00 98.31 ------ ------ 85.56 35.97 10.25 33.47 155 345 AVERAGE

Mode	49	
	Band Edge	
	U-NII-3_5.725-5.85_802.11ax HE20_CH165_Partial_RU 26/8_5825MHz	
ANT	24+22	
Pol.	Vertical	Fundamental
Peak	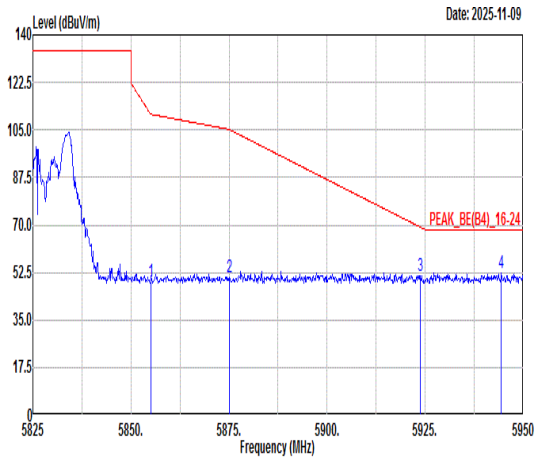 Freq Level Limit Line Margin (dB) Read Level Ant Factor Cable Loss Preamp Factor APos TPos Remark 1 5855.00 49.37 110.80 -61.43 36.55 36.00 10.29 33.47 301 0 PEAK 2 5875.00 50.54 105.20 -54.66 37.65 36.03 10.33 33.47 301 0 PEAK 3 5923.75 51.44 69.22 -17.78 38.39 36.09 10.44 33.48 301 0 PEAK 4 5944.38 52.37 68.30 -15.93 39.26 36.12 10.48 33.49 301 0 PEAK	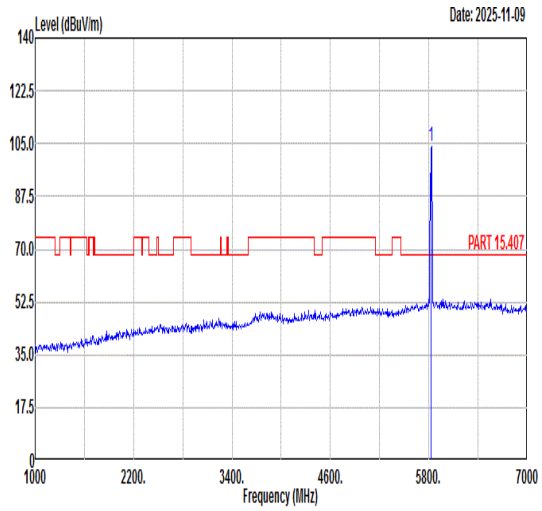 Freq Level Limit Line Margin (dB) Read Level Ant Factor Cable Loss Preamp Factor APos TPos Remark 1 5825.00 103.87 ------ ------ 91.12 35.97 10.25 33.47 301 0 PEAK
Avg	Blank	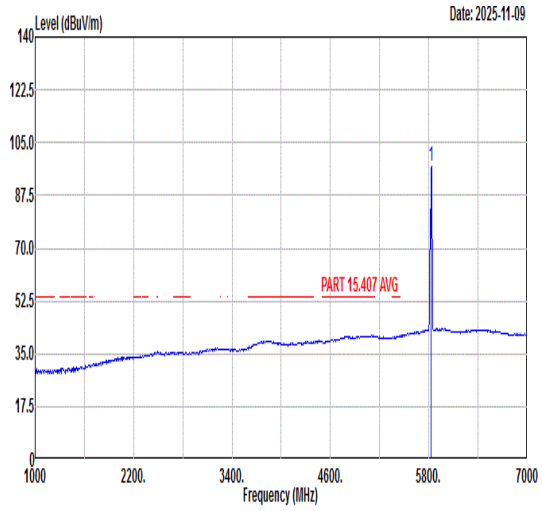 Freq Level Limit Line Margin (dB) Read Level Ant Factor Cable Loss Preamp Factor APos TPos Remark 1 5825.00 97.19 ------ ------ 84.44 35.97 10.25 33.47 301 0 AVERAGE

Mode	50	
	LF	
	U-NII-1_5.15-5.25_802.11ax HE80_CH42_Full RU_5210MHz	
ANT	24+22	
Pol.	Horizontal	Vertical
QP/ Peak	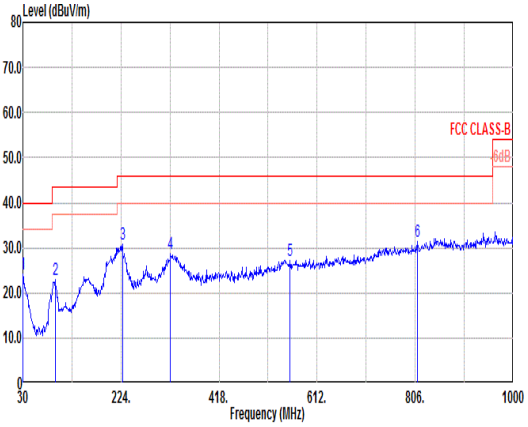	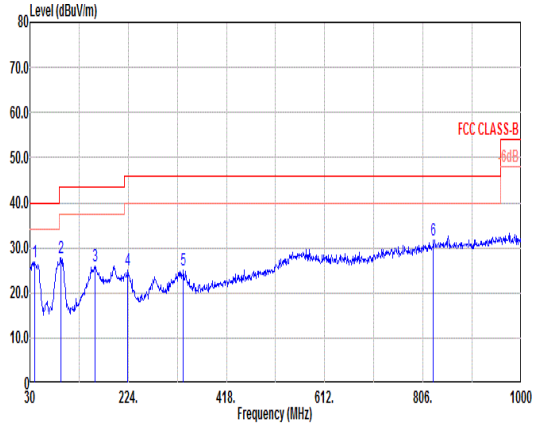

Horizontal:

	Freq	Level	Limit Line	Margin	Read Level	Ant Factor	Cable Loss	Preamp Factor	APos	TPos	Remark
	MHz	dBuV/m	dBuV/m	dB	dBuV	dB/m	dB	dB	cm	deg	
1	30.00	24.29	40.00	-15.71	29.97	25.29	0.53	31.50	---	---	Peak
2	94.02	23.01	43.50	-20.49	38.41	15.33	0.97	31.70	---	---	Peak
3	226.91	30.80	46.00	-15.20	44.70	16.05	1.55	31.50	---	---	Peak
4	321.97	28.63	46.00	-17.37	38.53	19.78	1.88	31.56	---	---	Peak
5	558.65	27.31	46.00	-18.69	29.09	27.01	2.48	31.27	---	---	Peak
6	809.88	31.30	46.00	-14.70	30.78	28.65	2.96	31.09	---	---	Peak

Vertical:

	Freq	Level	Limit Line	Margin	Read Level	Ant Factor	Cable Loss	Preamp Factor	APos	TPos	Remark
	MHz	dBuV/m	dBuV/m	dB	dBuV	dB/m	dB	dB	cm	deg	
1	38.73	26.92	40.00	-13.08	37.33	20.69	0.60	31.70	---	---	Peak
2	91.11	27.92	43.50	-15.58	43.72	14.94	0.96	31.70	---	---	Peak
3	158.04	26.03	43.50	-17.47	39.71	16.62	1.28	31.58	---	---	Peak
4	223.03	25.17	46.00	-20.83	39.31	15.83	1.53	31.50	---	---	Peak
5	332.64	25.19	46.00	-20.81	34.68	20.12	1.92	31.53	---	---	Peak
6	826.37	31.77	46.00	-14.23	31.19	28.65	3.00	31.07	---	---	Peak

Mode	51	
	LF	
	U-NII-3_5.725-5.85_802.11ax HE80_CH155_Full RU_5775MHz	
ANT	24+22	
Pol.	Horizontal	Vertical
QP/ Peak	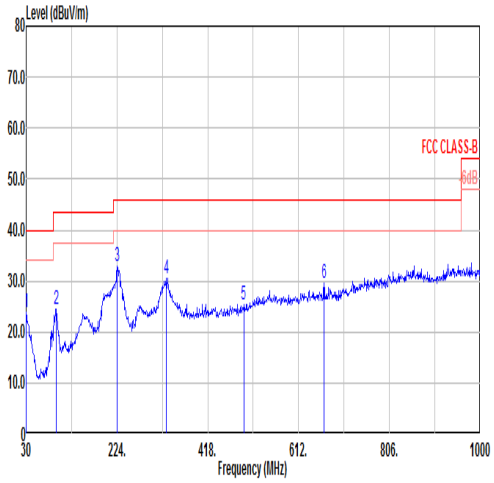	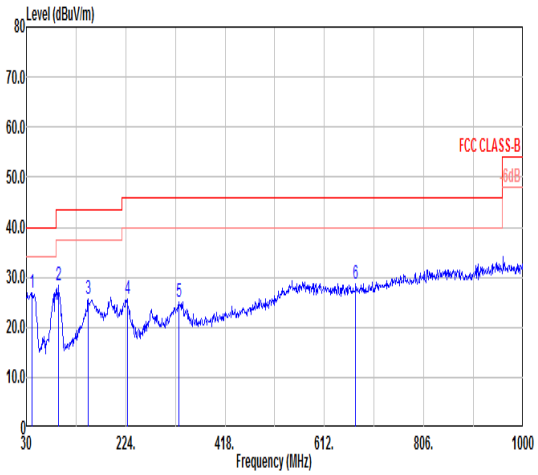

Horizontal:

	Freq	Level	Limit Line	Margin	Read Level	Ant Factor	Cable Loss	Preamp Factor	APos	TPos	Remark
	MHz	dBuV/m	dBuV/m	dB	dBuV	dB/m	dB	dB	cm	deg	
1	30.00	23.77	40.00	-16.23	29.45	25.29	0.53	31.50	---	---	Peak
2	94.99	24.59	43.50	-18.91	39.86	15.45	0.98	31.70	---	---	Peak
3	224.00	32.84	46.00	-13.16	46.91	15.89	1.54	31.50	---	---	Peak
4	328.76	30.59	46.00	-15.41	40.25	19.98	1.90	31.54	---	---	Peak
5	494.63	25.50	46.00	-20.50	30.24	24.24	2.32	31.30	---	---	Peak
6	666.32	29.54	46.00	-16.46	31.40	26.62	2.69	31.17	---	---	Peak

Vertical:

	Freq	Level	Limit Line	Margin	Read Level	Ant Factor	Cable Loss	Preamp Factor	APos	TPos	Remark
	MHz	dBuV/m	dBuV/m	dB	dBuV	dB/m	dB	dB	cm	deg	
1	41.64	27.02	40.00	-12.98	39.05	19.07	0.63	31.73	---	---	Peak
2	92.08	28.49	43.50	-15.01	44.17	15.06	0.96	31.70	---	---	Peak
3	150.28	25.68	43.50	-17.82	38.99	17.04	1.25	31.60	---	---	Peak
4	226.91	25.78	46.00	-20.22	39.68	16.05	1.55	31.50	---	---	Peak
5	327.79	25.03	46.00	-20.97	34.73	19.94	1.90	31.54	---	---	Peak
6	673.11	28.64	46.00	-17.36	30.50	26.59	2.70	31.15	---	---	Peak

Co-location

Mode	52	
	Band Edge - L	
	U-NII-1_5.15-5.25_802.11ax HE80_CH42_Full RU_5210MHz+LTE B13Link	
ANT	24+22+26	
Pol.	Horizontal	Fundamental
Peak	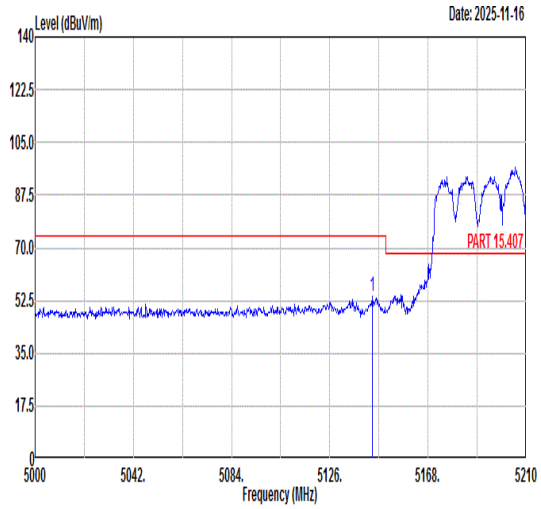 Freq Level Limit Line Margin (dB) Read Level Ant Factor Cable Loss Preamp Factor APos TPos Remark MHz dBuV/m dBuV/m dBuV dB/m dB dB cm deg 1 5144.27 53.90 74.00 -20.10 43.56 35.29 8.52 33.47 184 132 PEAK	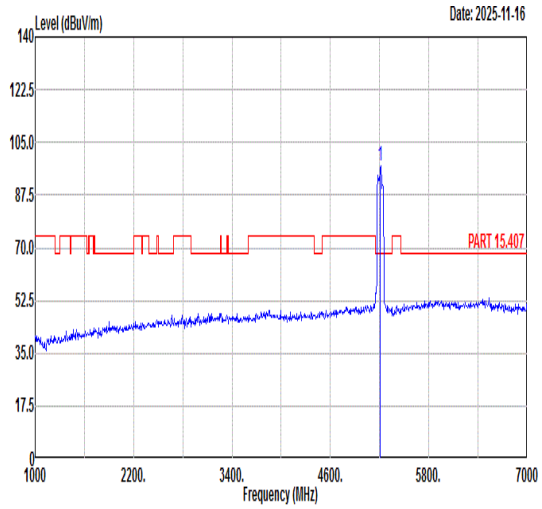 Freq Level Limit Line Margin (dB) Read Level Ant Factor Cable Loss Preamp Factor APos TPos Remark MHz dBuV/m dBuV/m dBuV dB/m dB dB cm deg 1 5210.00 97.13 ------ ------ 86.61 35.33 8.65 33.46 184 132 PEAK
Avg	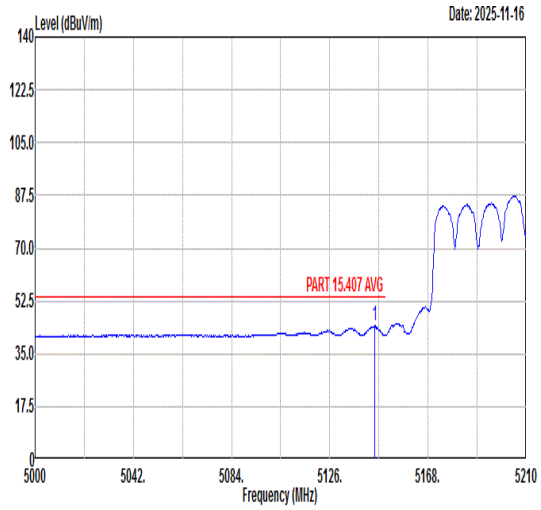 Freq Level Limit Line Margin (dB) Read Level Ant Factor Cable Loss Preamp Factor APos TPos Remark MHz dBuV/m dBuV/m dBuV dB/m dB dB cm deg 1 5145.32 44.15 54.00 -9.85 33.80 35.29 8.53 33.47 184 132 AVERAGE	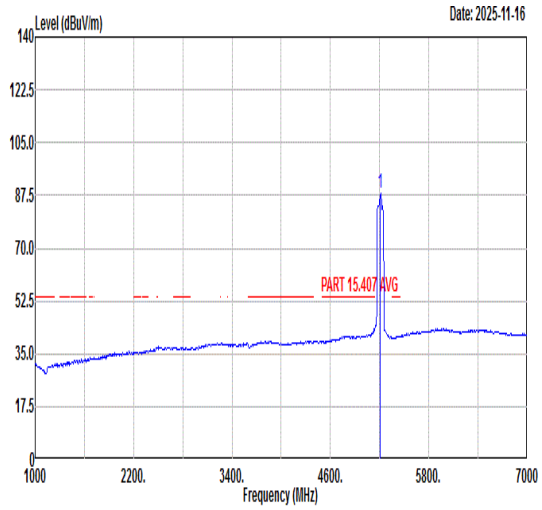 Freq Level Limit Line Margin (dB) Read Level Ant Factor Cable Loss Preamp Factor APos TPos Remark MHz dBuV/m dBuV/m dBuV dB/m dB dB cm deg 1 5210.00 88.41 ------ ------ 77.89 35.33 8.65 33.46 184 132 AVERAGE

Mode	52	
	Band Edge - R	
	U-NII-1_5.15-5.25_802.11ax HE80_CH42_Full RU_5210MHz+LTE B13Link	
ANT	24+22+26	
Pol.	Horizontal	Fundamental
Peak	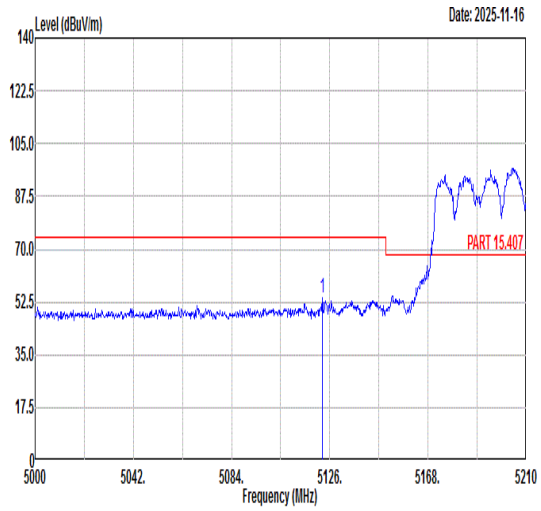 Freq Level Limit Line Margin (dB) Read Level Ant Factor Cable Loss Preamp Factor APos TPos Remark MHz dBuV/m dBuV/m dBuV dB/m dB dB cm deg 1 5122.85 53.97 74.00 -20.03 43.69 35.27 8.49 33.48 184 132 PEAK	Blank
Avg	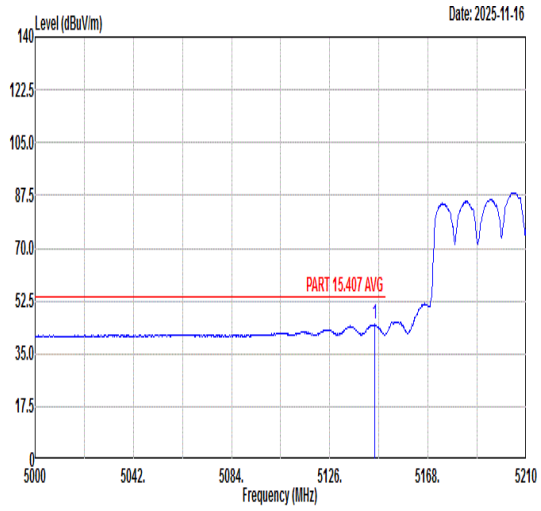 Freq Level Limit Line Margin (dB) Read Level Ant Factor Cable Loss Preamp Factor APos TPos Remark MHz dBuV/m dBuV/m dBuV dB/m dB dB cm deg 1 5145.32 44.68 54.00 -9.32 34.33 35.29 8.53 33.47 184 132 AVERAGE	Blank

Mode	52	
	Band Edge - L	
	U-NII-1_5.15-5.25_802.11ax HE80_CH42_Full RU_5210MHz+LTE B13Link	
ANT	24+22+26	
Pol.	Vertical	Fundamental
Peak	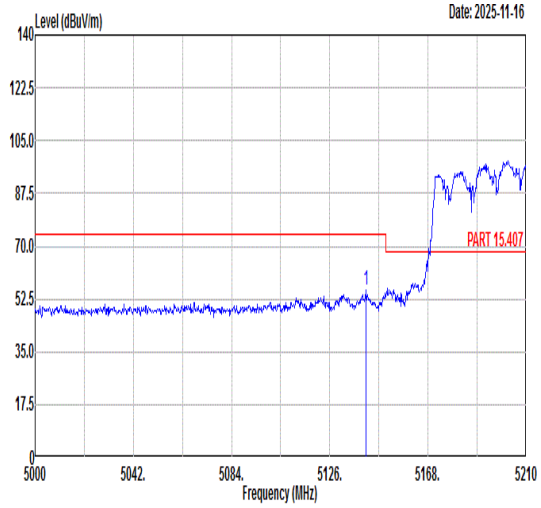 Freq Level Limit Line Margin (dB) Read Level Ant Factor Cable Loss Preamp Factor APos TPos Remark MHz dBuV/m dBuV/m dBuV dB/m dB dB cm deg 1 5141.33 55.31 74.00 -18.69 44.98 35.28 8.52 33.47 200 293 PEAK	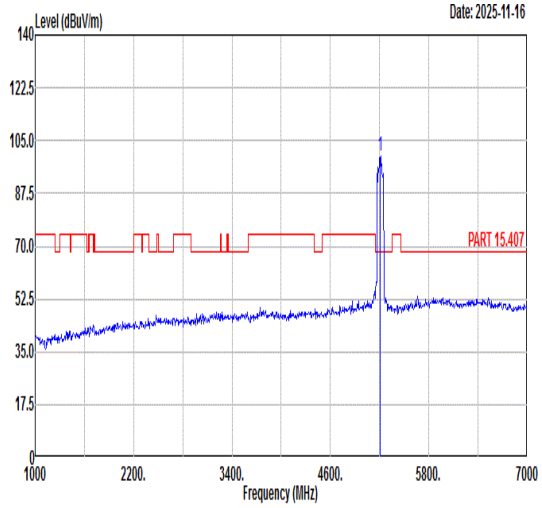 Freq Level Limit Line Margin (dB) Read Level Ant Factor Cable Loss Preamp Factor APos TPos Remark MHz dBuV/m dBuV/m dBuV dB/m dB dB cm deg 1 5210.00 99.74 ------ ------ 89.22 35.33 8.65 33.46 200 293 PEAK
Avg	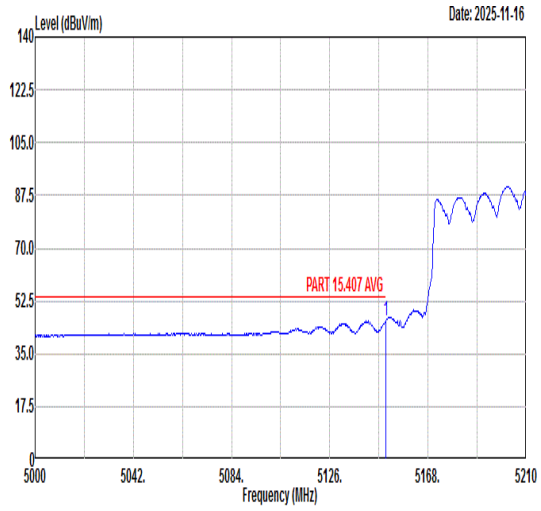 Freq Level Limit Line Margin (dB) Read Level Ant Factor Cable Loss Preamp Factor APos TPos Remark MHz dBuV/m dBuV/m dBuV dB/m dB dB cm deg 1 5149.94 46.01 54.00 -7.99 35.65 35.29 8.54 33.47 200 293 AVERAGE	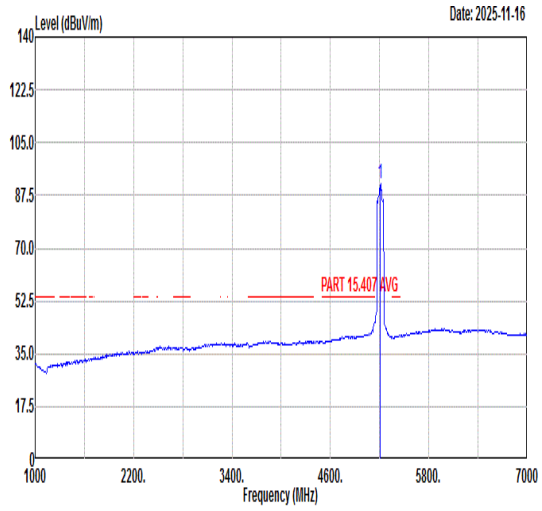 Freq Level Limit Line Margin (dB) Read Level Ant Factor Cable Loss Preamp Factor APos TPos Remark MHz dBuV/m dBuV/m dBuV dB/m dB dB cm deg 1 5210.00 91.23 ------ ------ 80.71 35.33 8.65 33.46 200 293 AVERAGE

Mode	52	
	Band Edge - R	
	U-NII-1_5.15-5.25_802.11ax HE80_CH42_Full RU_5210MHz+LTE B13Link	
ANT	24+22+26	
Pol.	Vertical	Fundamental
Peak	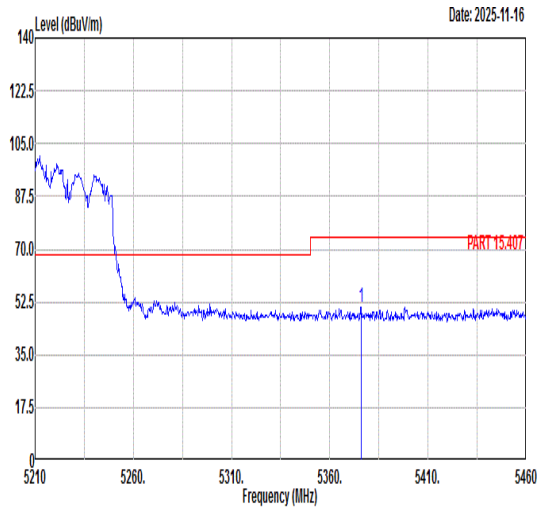 Freq Level Limit Line Margin (dB) Read Level Ant Factor Cable Loss Preamp Factor APos TPos Remark MHz dBuV/m dBuV/m dBuV dB/m dB dB cm deg 1 5376.00 50.62 74.00 -23.38 39.11 35.43 9.50 33.42 200 293 PEAK	Blank
Avg	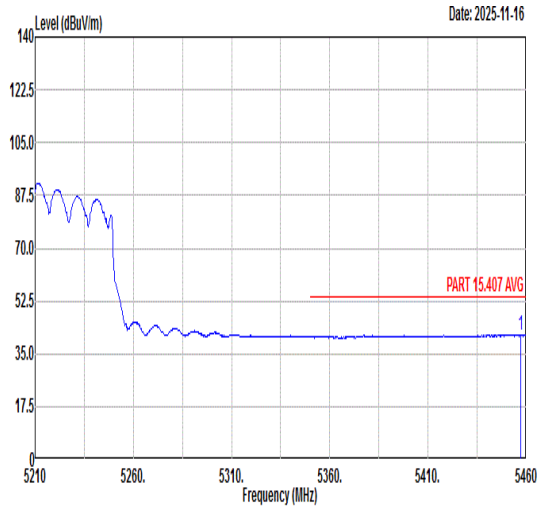 Freq Level Limit Line Margin (dB) Read Level Ant Factor Cable Loss Preamp Factor APos TPos Remark MHz dBuV/m dBuV/m dBuV dB/m dB dB cm deg 1 5457.25 41.27 54.00 -12.73 29.52 35.47 9.69 33.41 200 293 AVERAGE	Blank

Mode	52	
	Harmonic	
	U-NII-1_5.15-5.25_802.11ax HE80_CH42_Full RU_5210MHz+LTE B13Link	
ANT	24+22+26	
Pol.	Horizontal	Vertical
Peak Avg	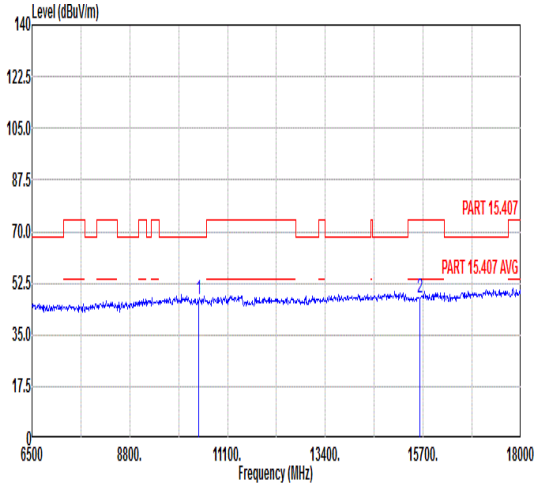 Freq Level Limit Line Margin Read Level Ant Factor Cable Loss Preamp Factor APos TPos Remark MHz dBuV/m dBuV/m dB dBuV dB/m dB dB cm deg 1 10420.00 46.83 68.30 -21.47 60.38 38.07 12.11 63.73 --- --- Peak 2 15630.00 47.45 74.00 -26.55 56.26 41.01 14.62 64.44 --- --- Peak	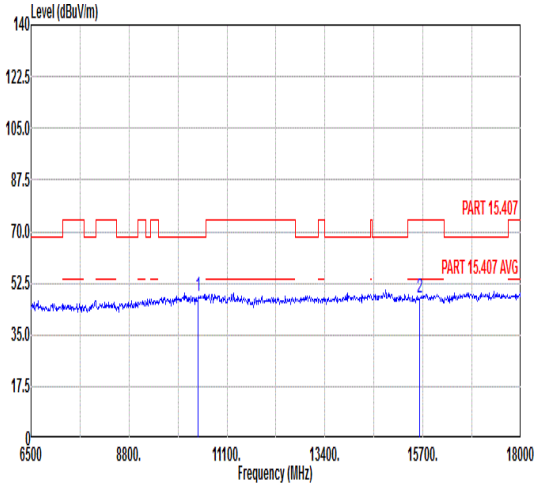 Freq Level Limit Line Margin Read Level Ant Factor Cable Loss Preamp Factor APos TPos Remark MHz dBuV/m dBuV/m dB dBuV dB/m dB dB cm deg 1 10420.00 47.85 68.30 -20.45 61.40 38.07 12.11 63.73 --- --- Peak 2 15630.00 47.56 74.00 -26.44 56.37 41.01 14.62 64.44 --- --- Peak

Mode	53	
	Band Edge	
	2400-2483.5_Bluetooth-LE_CH39_2480MHz+802.11ax HE80_CH42_Full RU_5210MHz+LTE B13Link	
ANT	2324+22+26	
Pol.	Horizontal	Fundamental
Peak	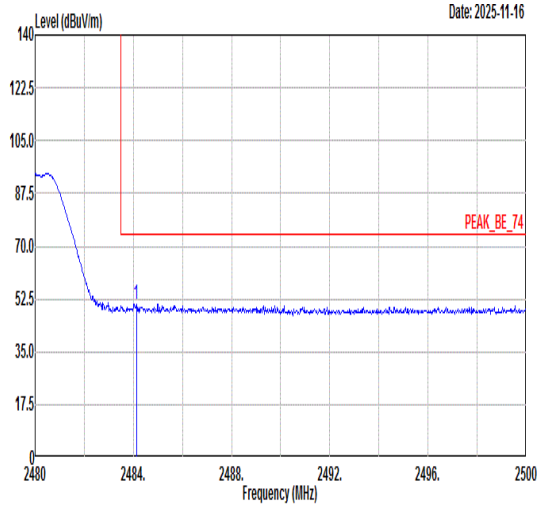 Freq Level Limit Line Margin (dB) Read Level Ant Factor Cable Loss Preamp Factor APos TPos Remark MHz dBuV/m dBuV/m dBuV dB/m dB dB cm deg 1 2484.12 50.92 74.00 -23.08 46.52 32.57 5.94 34.11 370 360 PEAK	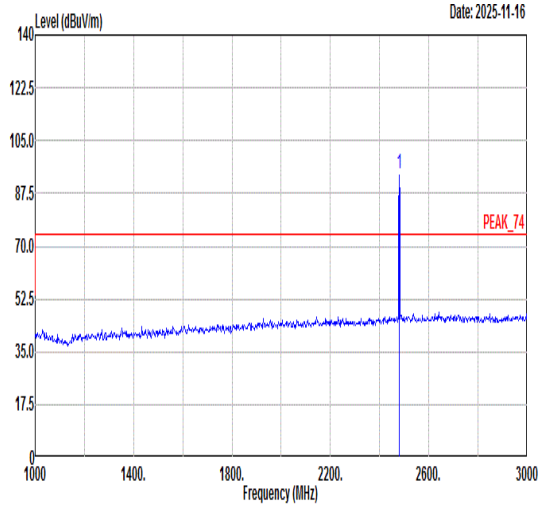 Freq Level Limit Line Margin (dB) Read Level Ant Factor Cable Loss Preamp Factor APos TPos Remark MHz dBuV/m dBuV/m dBuV dB/m dB dB cm deg 1 2480.00 94.19 ------ ------ 89.81 32.57 5.92 34.11 370 360 PEAK
Avg	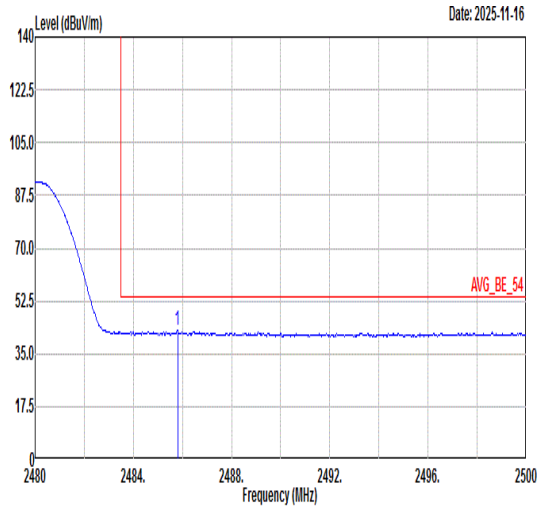 Freq Level Limit Line Margin (dB) Read Level Ant Factor Cable Loss Preamp Factor APos TPos Remark MHz dBuV/m dBuV/m dBuV dB/m dB dB cm deg 1 2485.80 42.71 54.00 -11.29 38.30 32.58 5.94 34.11 370 360 AVERAGE	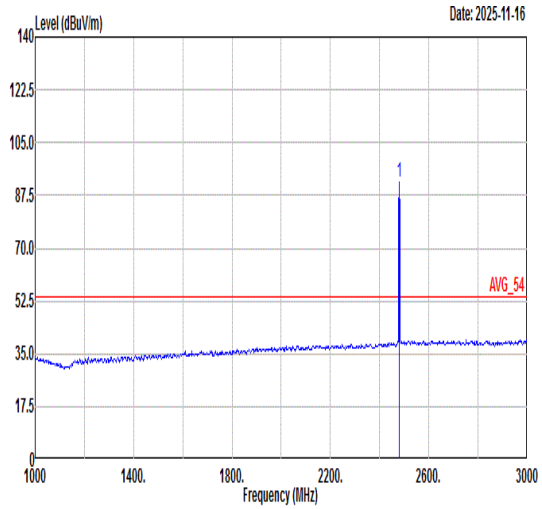 Freq Level Limit Line Margin (dB) Read Level Ant Factor Cable Loss Preamp Factor APos TPos Remark MHz dBuV/m dBuV/m dBuV dB/m dB dB cm deg 1 2480.00 92.13 ------ ------ 87.75 32.57 5.92 34.11 370 360 AVERAGE

Mode	53	
	Band Edge	
	2400-2483.5_Bluetooth-LE_CH39_2480MHz+802.11ax HE80_CH42_Full RU_5210MHz+LTE B13Link	
ANT	2324+22+26	
Pol.	Vertical	Fundamental
Peak	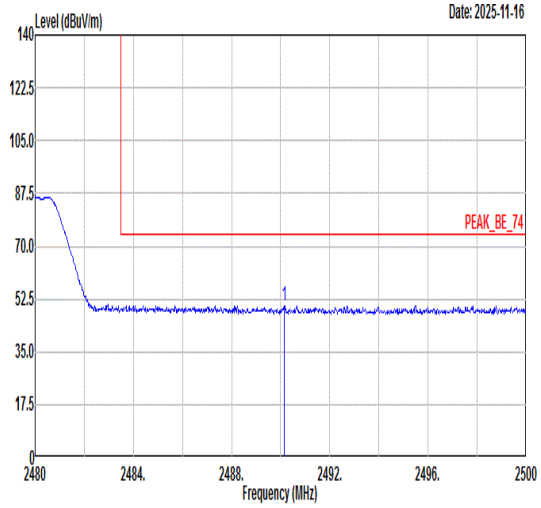 Freq Level Limit Line Margin (dB) Read Level Ant Factor Cable Loss Preamp Factor APos TPos Remark MHz dBuV/m dBuV/m dBuV dB/m dB dB cm deg 1 2490.16 50.33 74.00 -23.67 45.93 32.58 5.92 34.10 238 360 PEAK	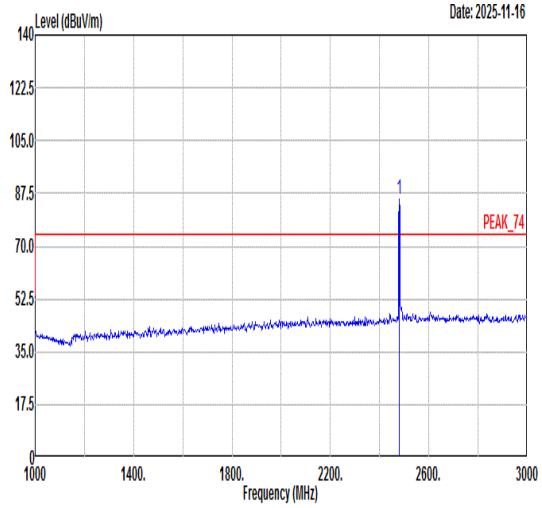 Freq Level Limit Line Margin (dB) Read Level Ant Factor Cable Loss Preamp Factor APos TPos Remark MHz dBuV/m dBuV/m dBuV dB/m dB dB cm deg 1 2480.00 85.34 ------ ------ 80.96 32.57 5.92 34.11 238 360 PEAK
Avg	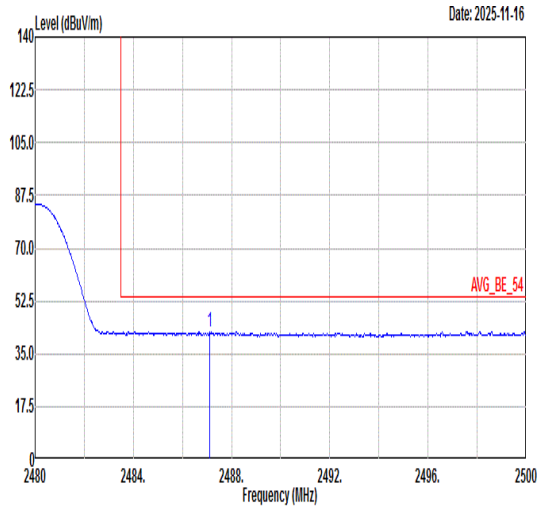 Freq Level Limit Line Margin (dB) Read Level Ant Factor Cable Loss Preamp Factor APos TPos Remark MHz dBuV/m dBuV/m dBuV dB/m dB dB cm deg 1 2487.10 42.36 54.00 -11.64 37.96 32.58 5.93 34.11 238 360 AVERAGE	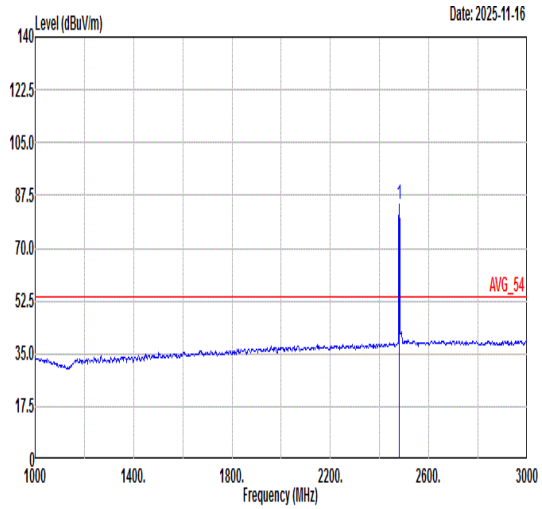 Freq Level Limit Line Margin (dB) Read Level Ant Factor Cable Loss Preamp Factor APos TPos Remark MHz dBuV/m dBuV/m dBuV dB/m dB dB cm deg 1 2480.00 84.47 ------ ------ 80.09 32.57 5.92 34.11 238 360 AVERAGE

Mode	53	
	Band Edge - L	
	2400-2483.5_Bluetooth-LE_CH39_2480MHz+802.11ax HE80_CH42_Full RU_5210MHz+LTE B13Link	
ANT	2324+22+26	
Pol.	Horizontal	Fundamental
Peak	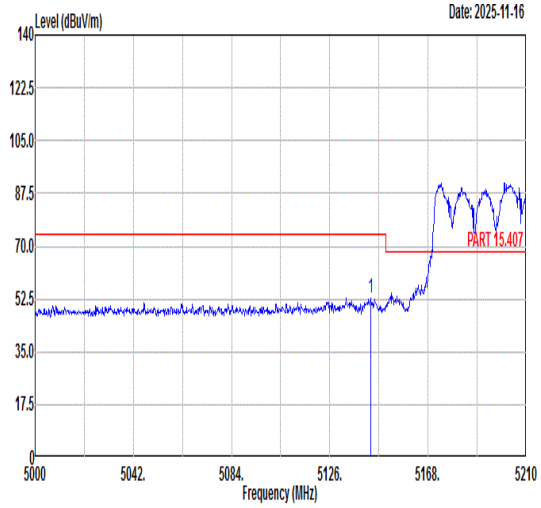 Freq Level Limit Line Margin (dB) Read Level Ant Factor Cable Loss Preamp Factor APos TPos Remark MHz dBuV/m dBuV/m dBuV dB/m dB dB cm deg 1 5143.64 52.59 74.00 -21.41 42.25 35.29 8.52 33.47 333 124 PEAK	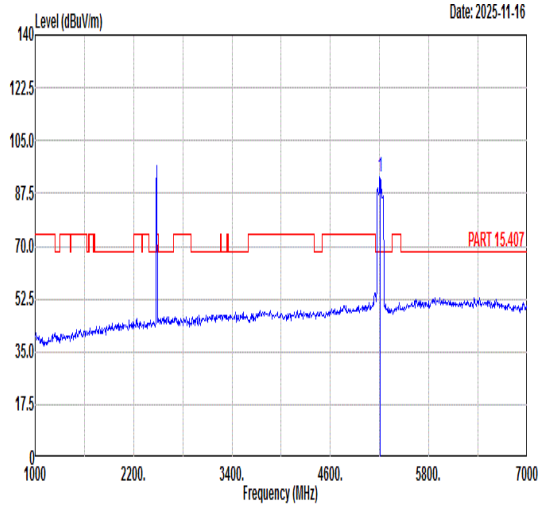 Freq Level Limit Line Margin (dB) Read Level Ant Factor Cable Loss Preamp Factor APos TPos Remark MHz dBuV/m dBuV/m dBuV dB/m dB dB cm deg 1 5210.00 92.83 ------ ------ 82.34 35.32 8.63 33.46 333 124 PEAK
Avg	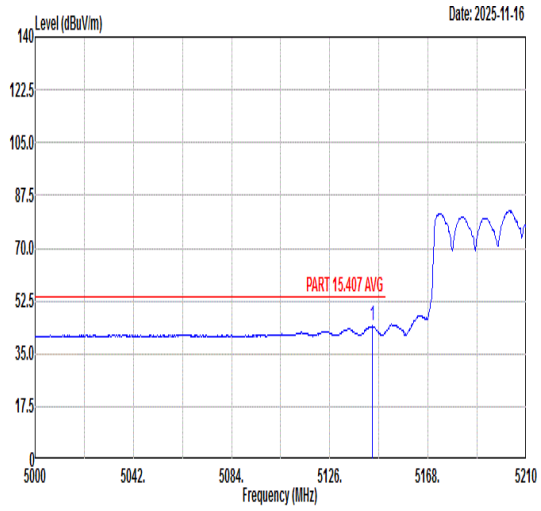 Freq Level Limit Line Margin (dB) Read Level Ant Factor Cable Loss Preamp Factor APos TPos Remark MHz dBuV/m dBuV/m dBuV dB/m dB dB cm deg 1 5144.06 44.14 54.00 -9.86 33.80 35.29 8.52 33.47 333 124 AVERAGE	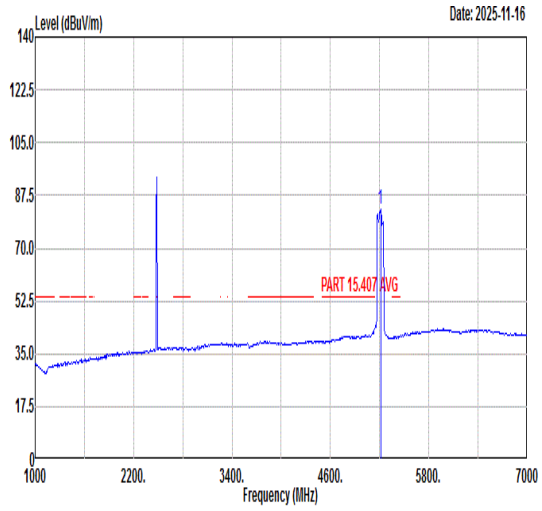 Freq Level Limit Line Margin (dB) Read Level Ant Factor Cable Loss Preamp Factor APos TPos Remark MHz dBuV/m dBuV/m dBuV dB/m dB dB cm deg 1 5212.00 82.75 ------ ------ 72.23 35.33 8.65 33.46 333 124 PEAK

Mode	53	
	Band Edge - R	
	2400-2483.5_Bluetooth-LE_CH39_2480MHz+802.11ax HE80_CH42_Full RU_5210MHz+LTE B13Link	
ANT	2324+22+26	
Pol.	Horizontal	Fundamental
Peak	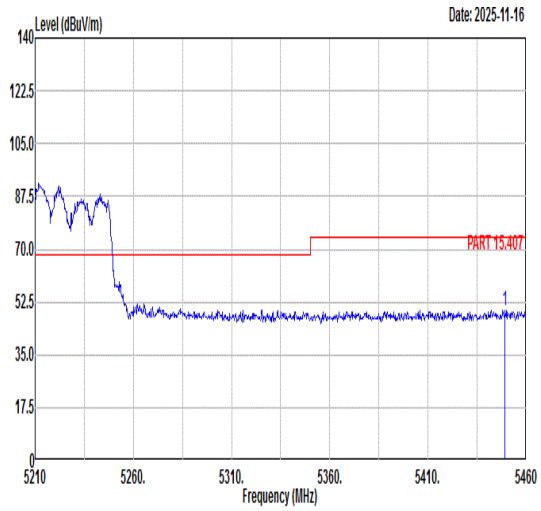 Freq Level Limit Line Margin (dB) Read Level Ant Factor Cable Loss Preamp Factor APos TPos Remark MHz dBuV/m dBuV/m dBuV dB/m dB dB cm deg 1 5449.25 49.64 74.00 -24.36 37.90 35.47 9.68 33.41 333 124 PEAK	Blank
Avg	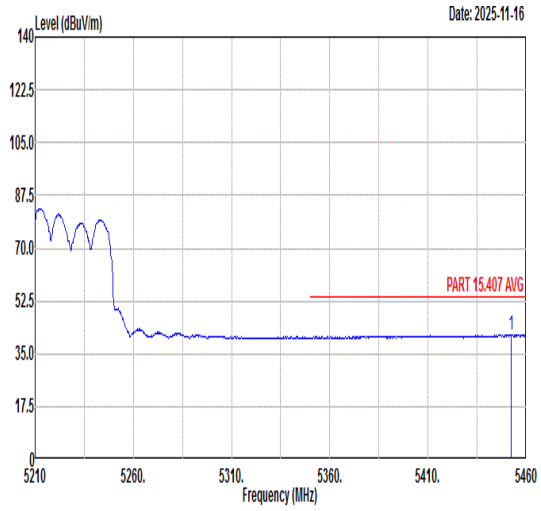 Freq Level Limit Line Margin (dB) Read Level Ant Factor Cable Loss Preamp Factor APos TPos Remark MHz dBuV/m dBuV/m dBuV dB/m dB dB cm deg 1 5452.25 41.32 54.00 -12.68 29.58 35.47 9.68 33.41 333 124 AVERAGE	Blank

Mode	53	
	Band Edge - L	
	2400-2483.5_Bluetooth-LE_CH39_2480MHz+802.11ax HE80_CH42_Full RU_5210MHz+LTE B13Link	
ANT	2324+22+26	
Pol.	Vertical	Fundamental
Peak	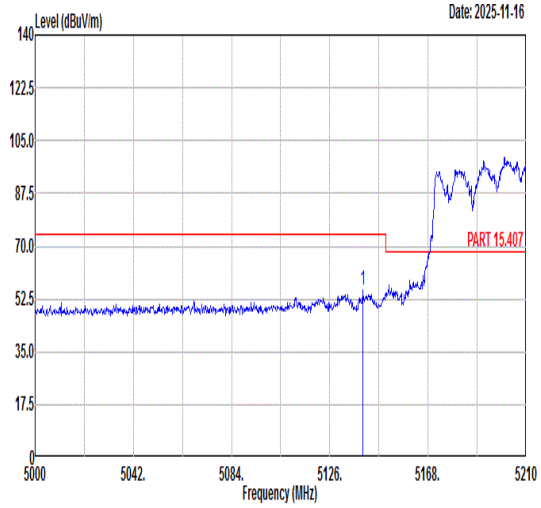 Freq Level Limit Line Margin (dB) Read Level Ant Factor Cable Loss Preamp Factor APos TPos Remark MHz dBuV/m dBuV/m dBuV dB/m dB dB cm deg 1 5140.28 55.61 74.00 -18.39 45.28 35.28 8.52 33.47 200 293 PEAK	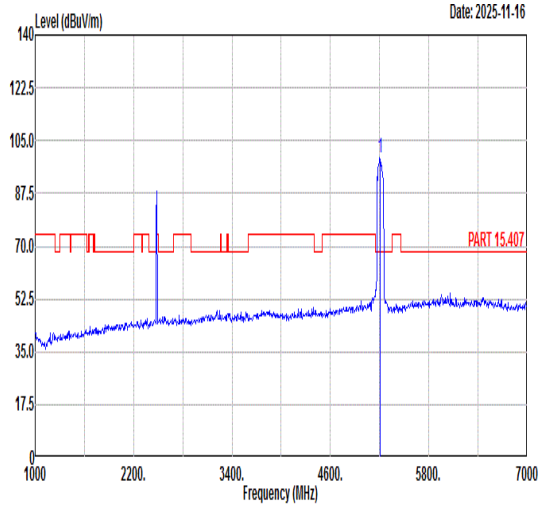 Freq Level Limit Line Margin (dB) Read Level Ant Factor Cable Loss Preamp Factor APos TPos Remark MHz dBuV/m dBuV/m dBuV dB/m dB dB cm deg 1 5210.00 99.07 ------ ------ 88.58 35.32 8.63 33.46 200 293 PEAK
Avg	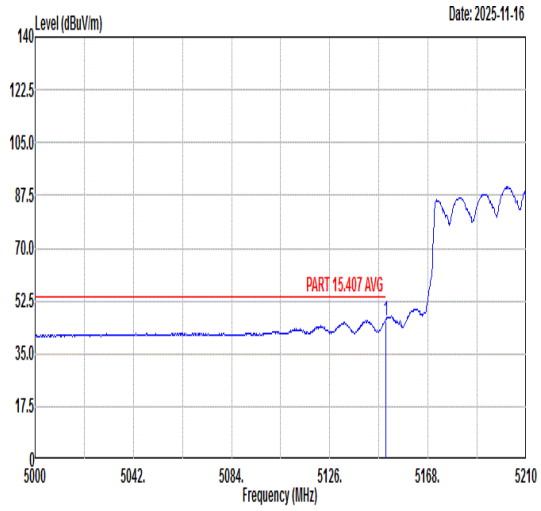 Freq Level Limit Line Margin (dB) Read Level Ant Factor Cable Loss Preamp Factor APos TPos Remark MHz dBuV/m dBuV/m dBuV dB/m dB dB cm deg 1 5149.94 46.22 54.00 -7.78 35.86 35.29 8.54 33.47 200 293 AVERAGE	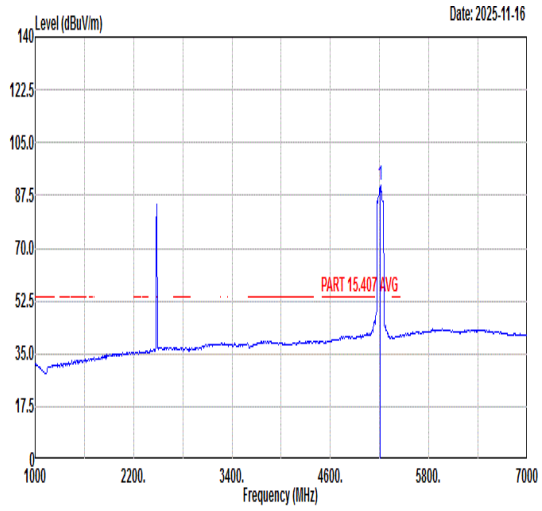 Freq Level Limit Line Margin (dB) Read Level Ant Factor Cable Loss Preamp Factor APos TPos Remark MHz dBuV/m dBuV/m dBuV dB/m dB dB cm deg 1 5210.00 91.02 ------ ------ 80.50 35.33 8.65 33.46 200 293 AVERAGE

Mode	53	
	Band Edge - R	
	2400-2483.5_Bluetooth-LE_CH39_2480MHz+802.11ax HE80_CH42_Full RU_5210MHz+LTE B13Link	
ANT	2324+22+26	
Pol.	Vertical	Fundamental
Peak	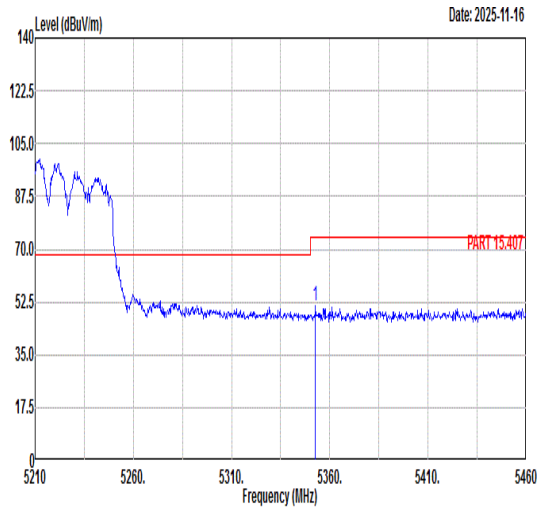 Freq Level Limit Line Margin (dB) Read Level Ant Factor Cable Loss Preamp Factor APos TPos Remark MHz dBuV/m dBuV/m dBuV dB/m dB dB cm deg 1 5352.75 51.16 74.00 -22.84 39.80 35.41 9.38 33.43 200 293 PEAK	Blank
Avg	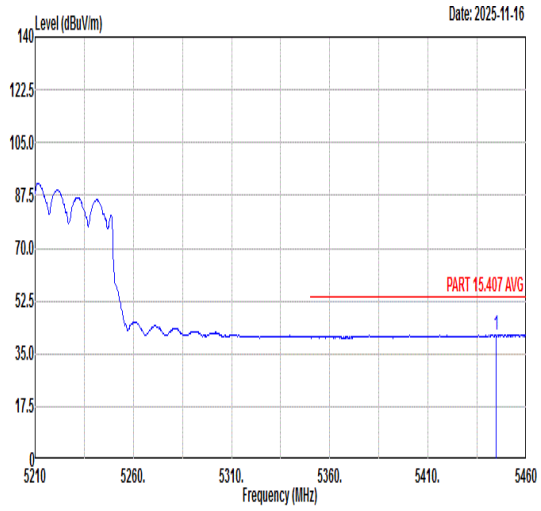 Freq Level Limit Line Margin (dB) Read Level Ant Factor Cable Loss Preamp Factor APos TPos Remark MHz dBuV/m dBuV/m dBuV dB/m dB dB cm deg 1 5444.50 41.30 54.00 -12.70 29.56 35.47 9.68 33.41 200 293 AVERAGE	Blank

Mode	53	
	Harmonic	
	2400-2483.5_Bluetooth-LE_CH39_2480MHz+802.11ax HE80_CH42_Full RU_5210MHz+LTE B13Link	
ANT	2324+22+26	
Pol.	Horizontal	Vertical
Peak Avg	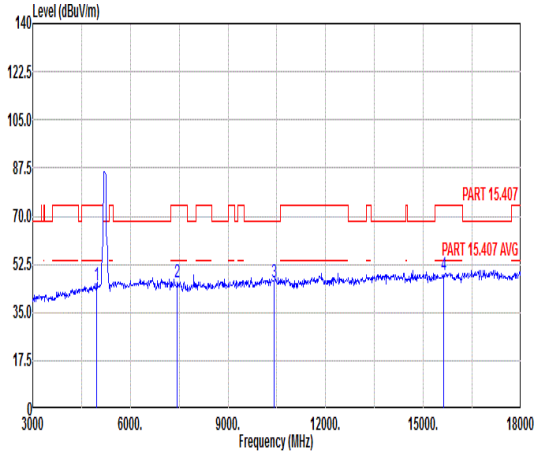 Freq Level Limit Line Margin Read Level Ant Factor Cable Loss Preamp Factor APos TPos Remark MHz dBuV/m dBuV/m dB dBuV dB/m dB dB cm deg 1 4960.00 44.92 74.00 -29.08 52.82 35.16 8.46 51.52 --- --- Peak 2 7440.00 45.95 74.00 -28.05 50.87 36.10 10.17 51.19 --- --- Peak 3 10420.00 46.10 68.30 -22.20 46.70 38.07 12.11 50.78 --- --- Peak 4 15630.00 48.45 74.00 -25.55 44.32 41.01 14.62 51.50 --- --- Peak	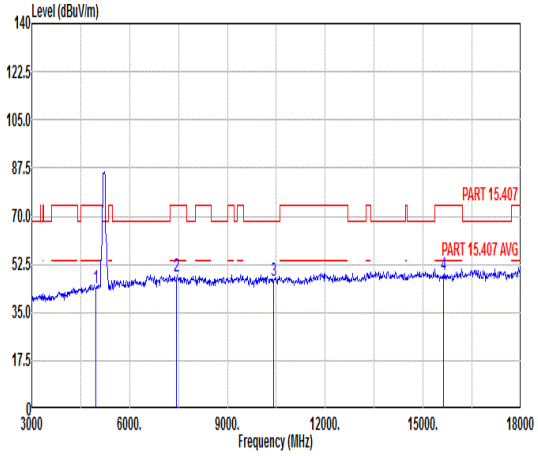 Freq Level Limit Line Margin Read Level Ant Factor Cable Loss Preamp Factor APos TPos Remark MHz dBuV/m dBuV/m dB dBuV dB/m dB dB cm deg 1 4960.00 43.75 74.00 -30.25 51.65 35.16 8.46 51.52 --- --- Peak 2 7440.00 47.84 74.00 -26.16 52.76 36.10 10.17 51.19 --- --- Peak 3 10420.00 46.39 68.30 -21.91 46.99 38.07 12.11 50.78 --- --- Peak 4 15630.00 48.79 74.00 -25.21 44.66 41.01 14.62 51.50 --- --- Peak

Appendix D. Duty Cycle Plots

Band	Duty Cycle(%)	T(ms)	1/T(kHz)	VBW Setting
802.11a	99.06	-	-	10Hz
802.11ax HE20	99.63	-	-	10Hz
802.11ax HE40	99.67	-	-	10Hz
802.11ax HE80	99.46	-	-	10Hz
802.11ax HE160	100	-	-	10Hz

802.11a

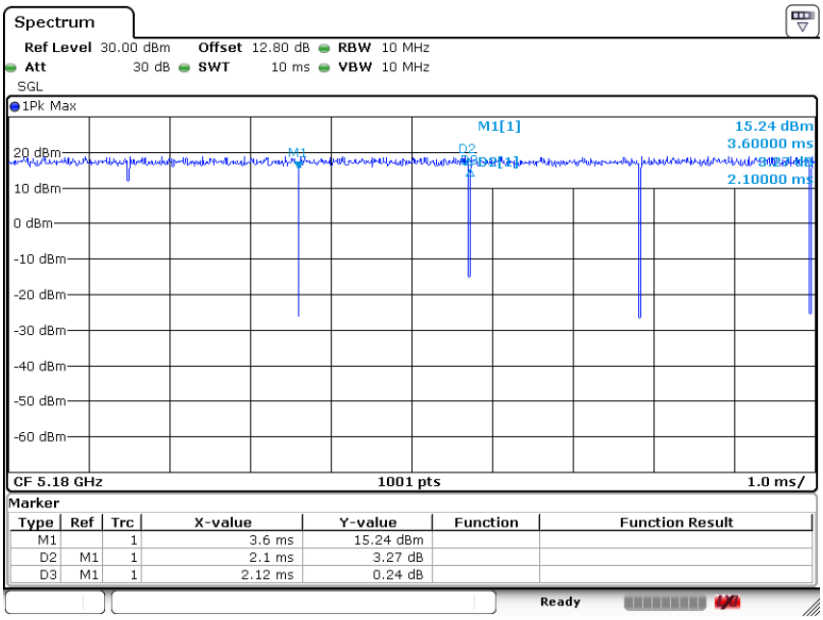

Date: 23.OCT.2025 21:43:53

802.11ax HE20

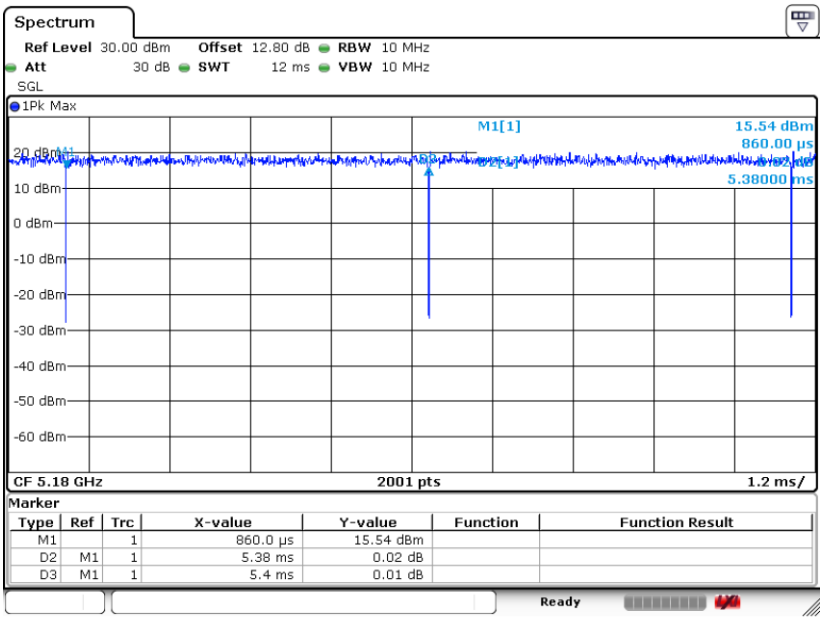

Date: 23.OCT.2025 22:34:03

802.11ax HE40

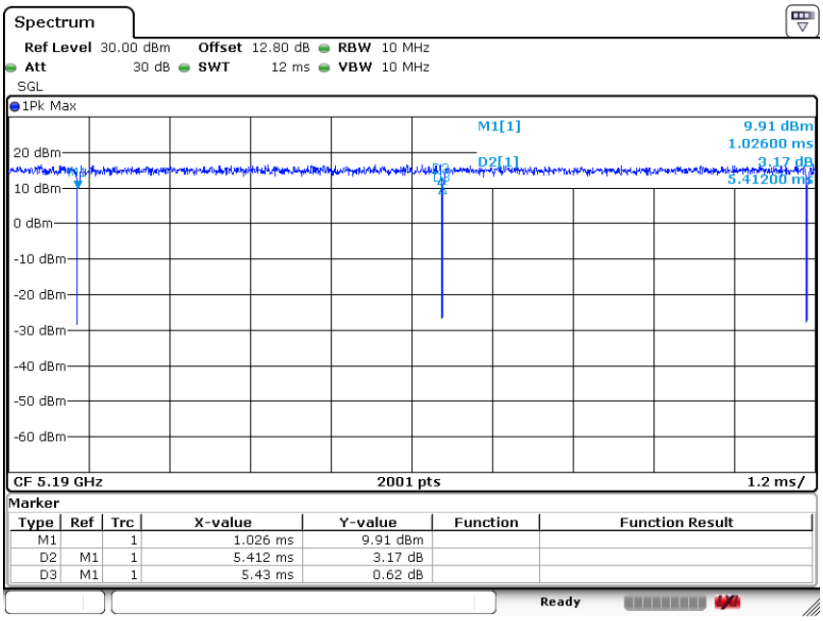

Date: 23.OCT.2025 23:40:14

802.11ax HE80

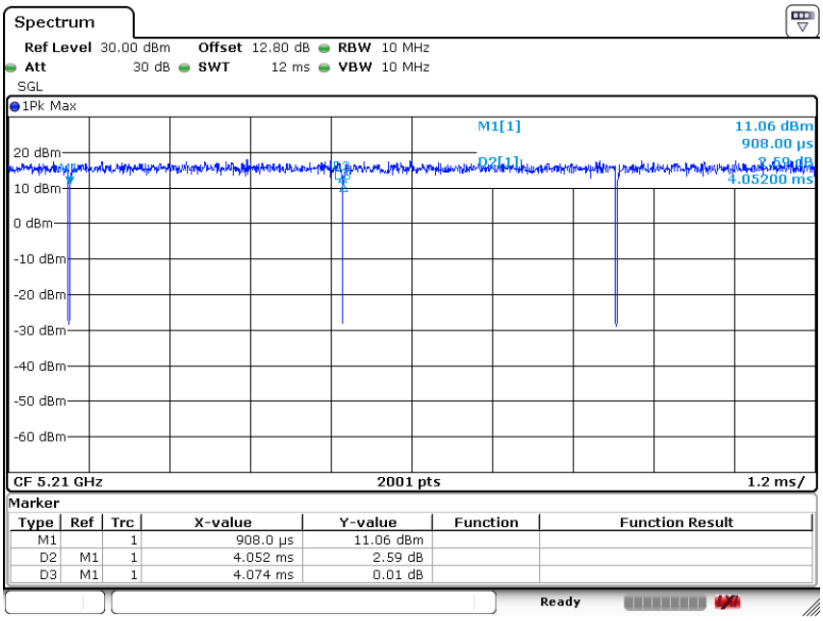

Date: 24.OCT.2025 00:01:39

802.11ax HE160

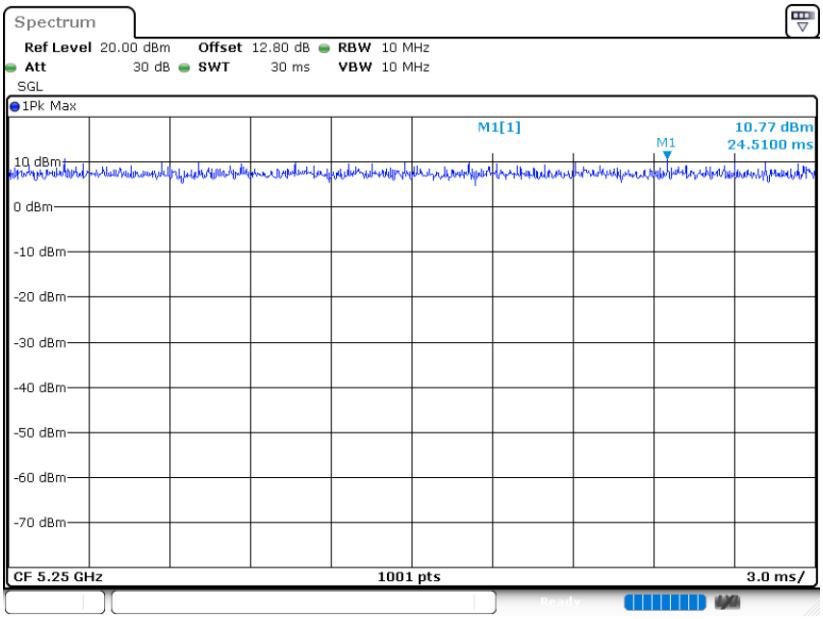

Date: 27.OCT.2025 17:52:31