Test Graphs

11AX20MIMO_Ant24_2412_26Tone_RU0_30~1000

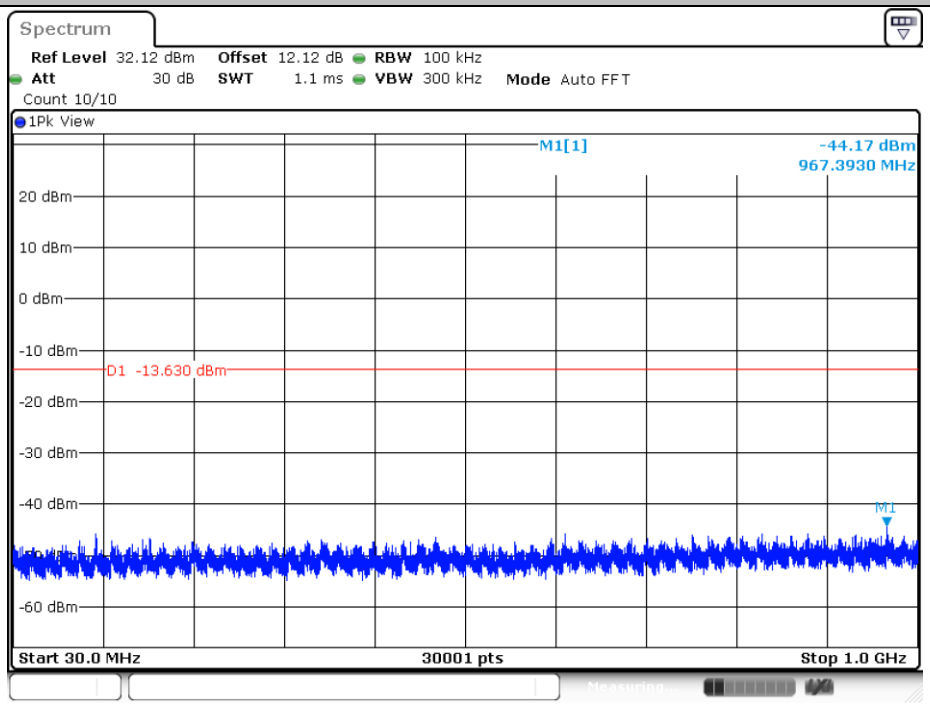

11AX20MIMO_Ant24_2412_26Tone_RU0_1000~26500

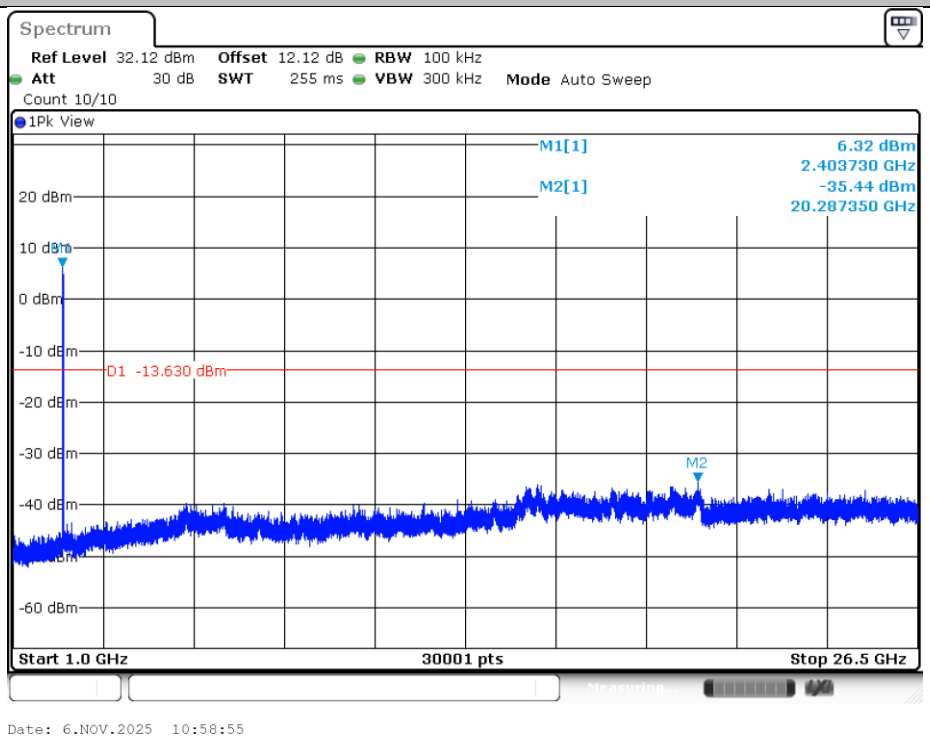

11AX20MIMO_Ant24_2412_52Tone_RU37_30~1000

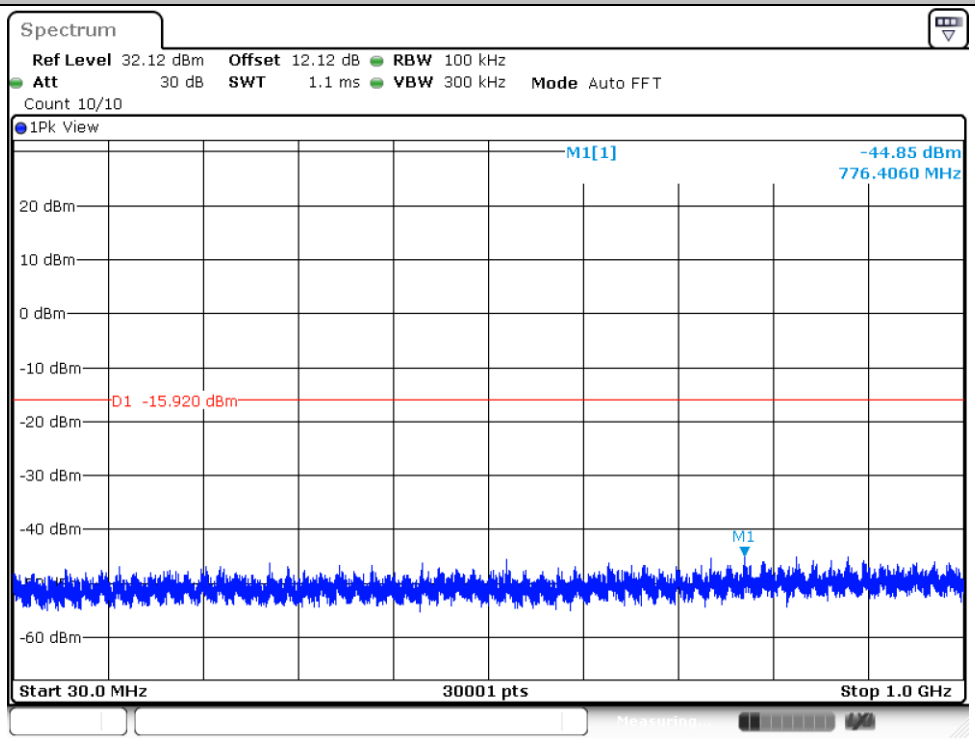

Date: 6.NOV.2025 11:11:30

11AX20MIMO_Ant24_2412_52Tone_RU37_1000~26500

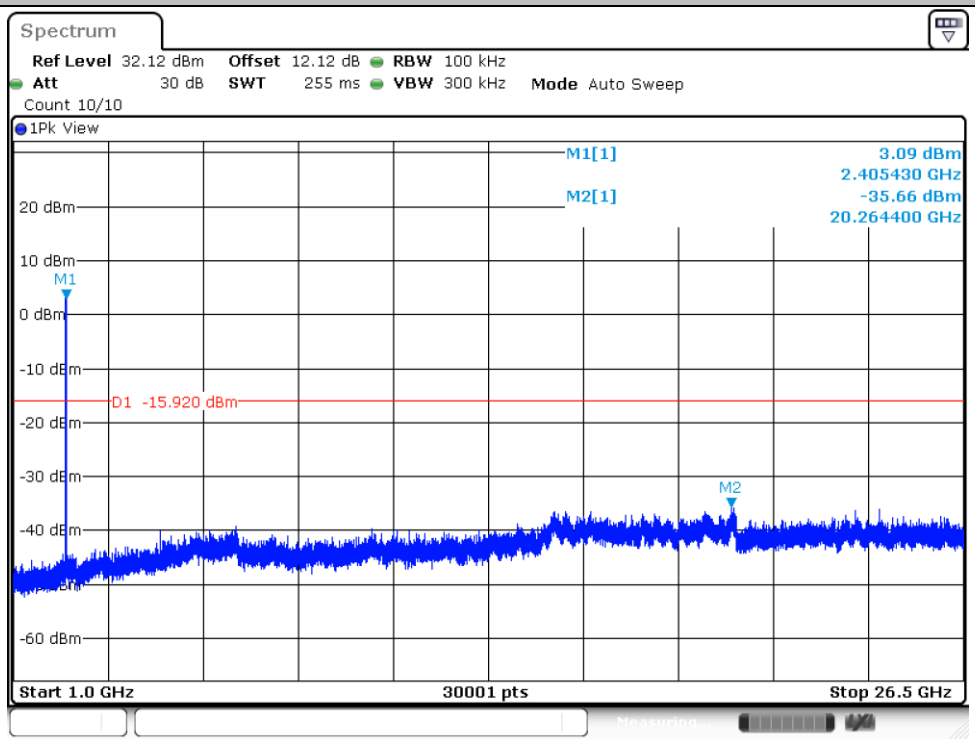

Date: 6.NOV.2025 11:11:52

11AX20MIMO_Ant24_2412_106Tone_RU53_30~1000

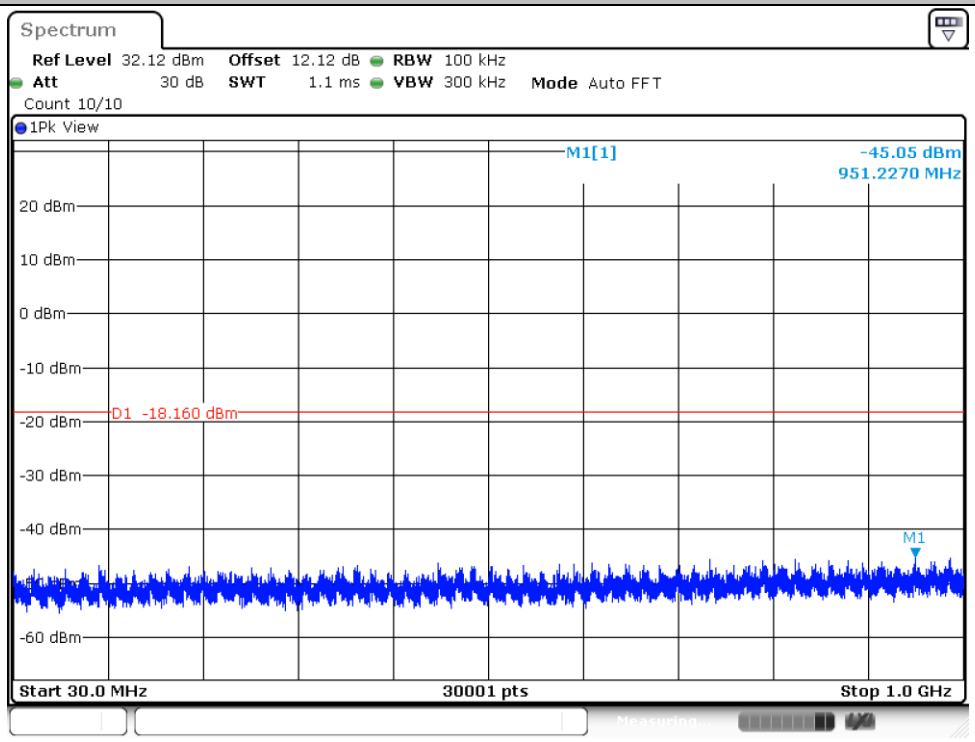

Date: 6.NOV.2025 11:13:28

11AX20MIMO_Ant24_2412_106Tone_RU53_1000~26500

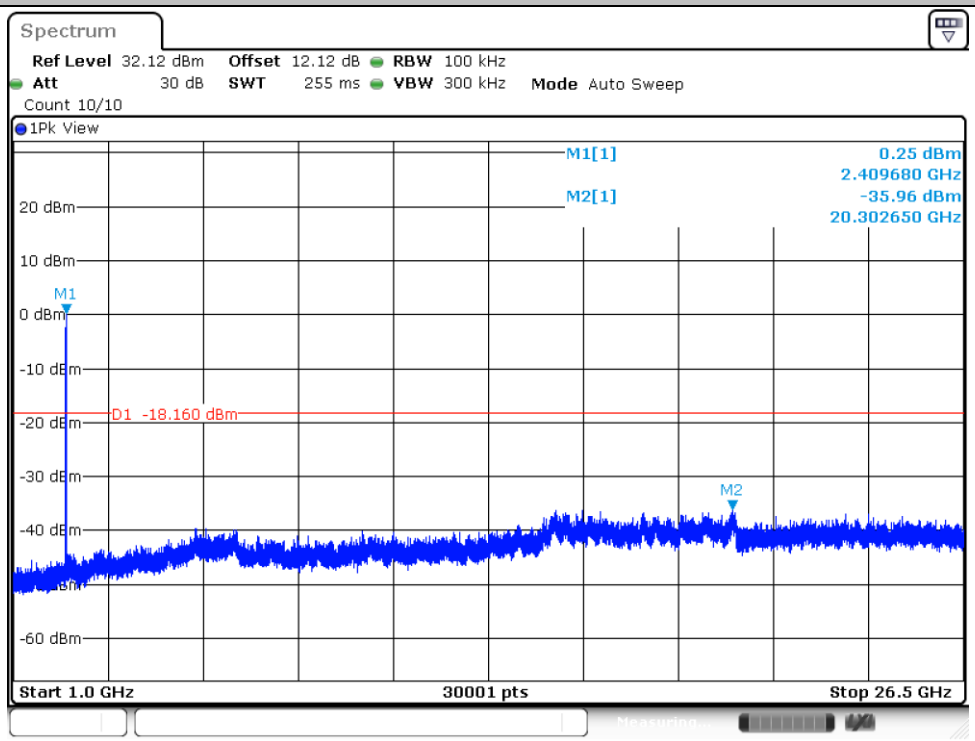

Date: 6.NOV.2025 11:13:50

11AX20MIMO_Ant23_2412_26Tone_RU0_30~1000

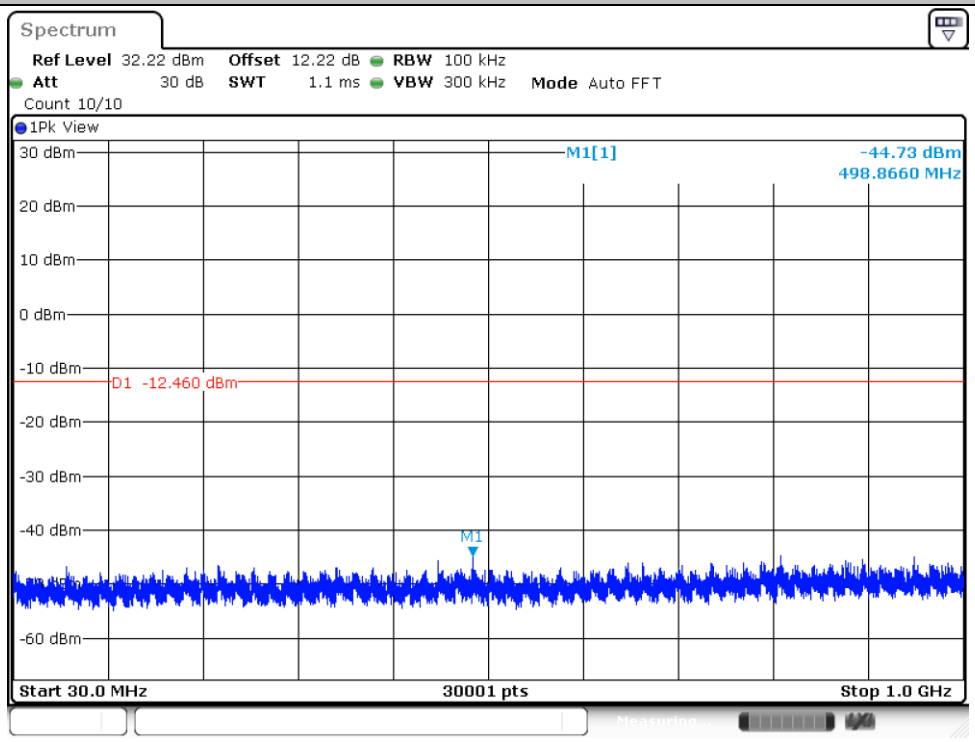

Date: 6.NOV.2025 10:59:30

11AX20MIMO_Ant23_2412_26Tone_RU0_1000~26500

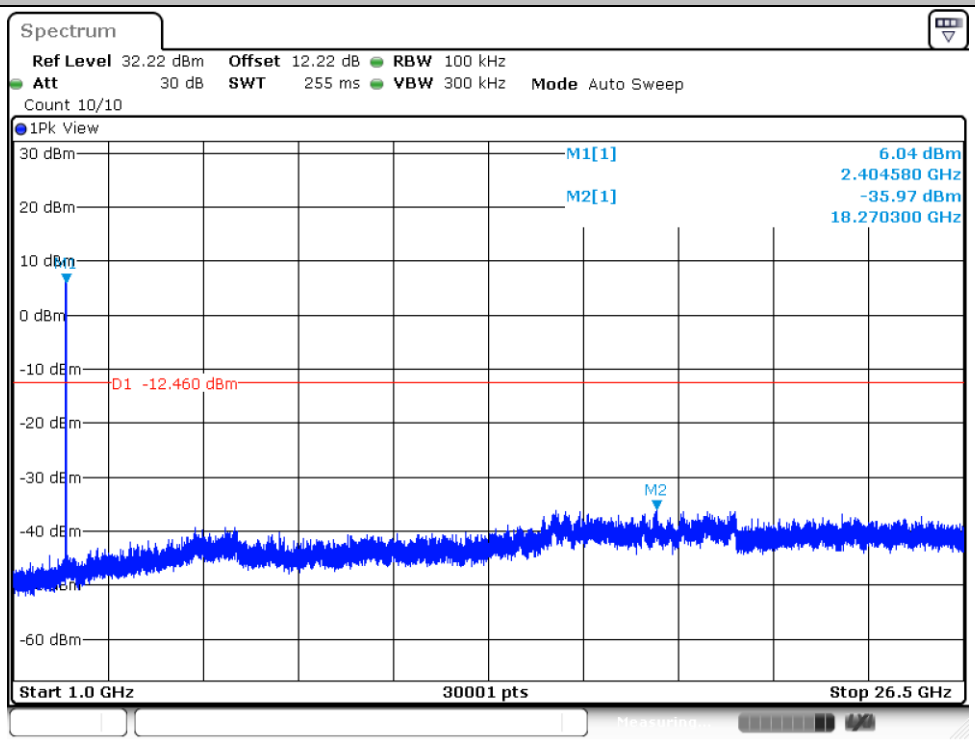

Date: 6.NOV.2025 10:59:52

11AX20MIMO_Ant23_2412_52Tone_RU37_30~1000

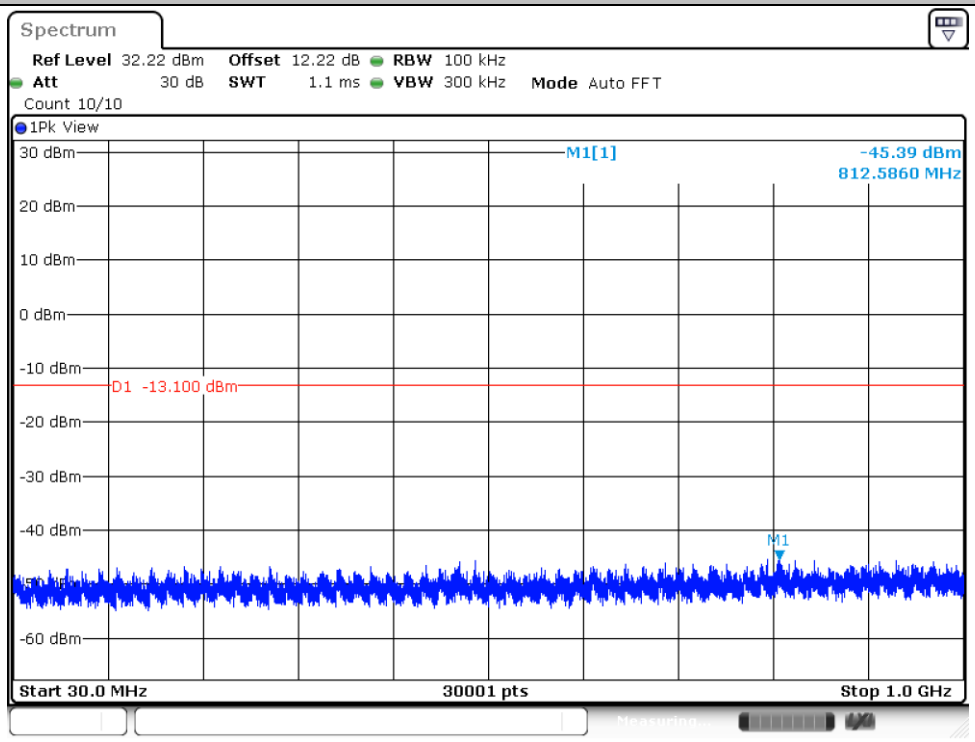

Date: 6.NOV.2025 11:12:27

11AX20MIMO_Ant23_2412_52Tone_RU37_1000~26500

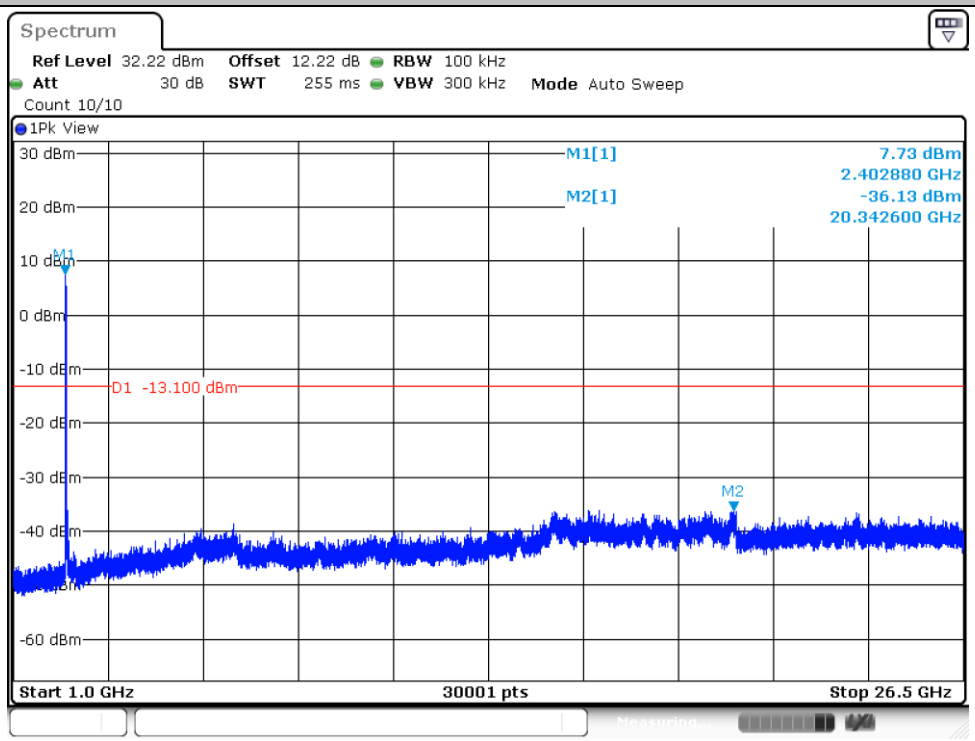

Date: 6.NOV.2025 11:12:49

11AX20MIMO_Ant23_2412_106Tone_RU53_30~1000

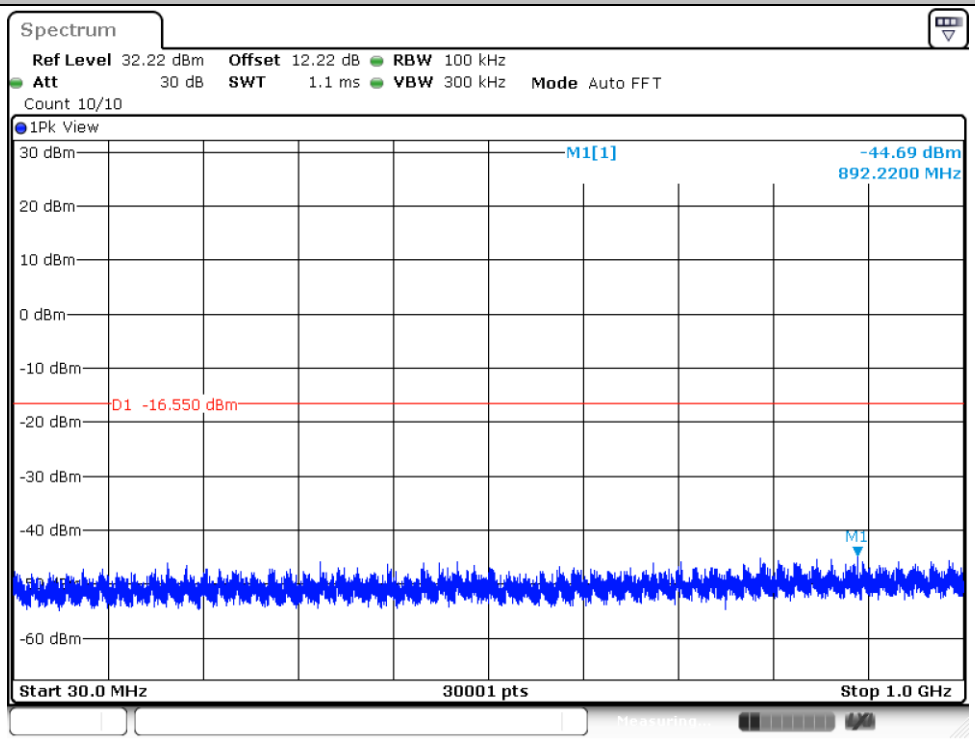

Date: 6.NOV.2025 11:14:25

11AX20MIMO_Ant23_2412_106Tone_RU53_1000~26500

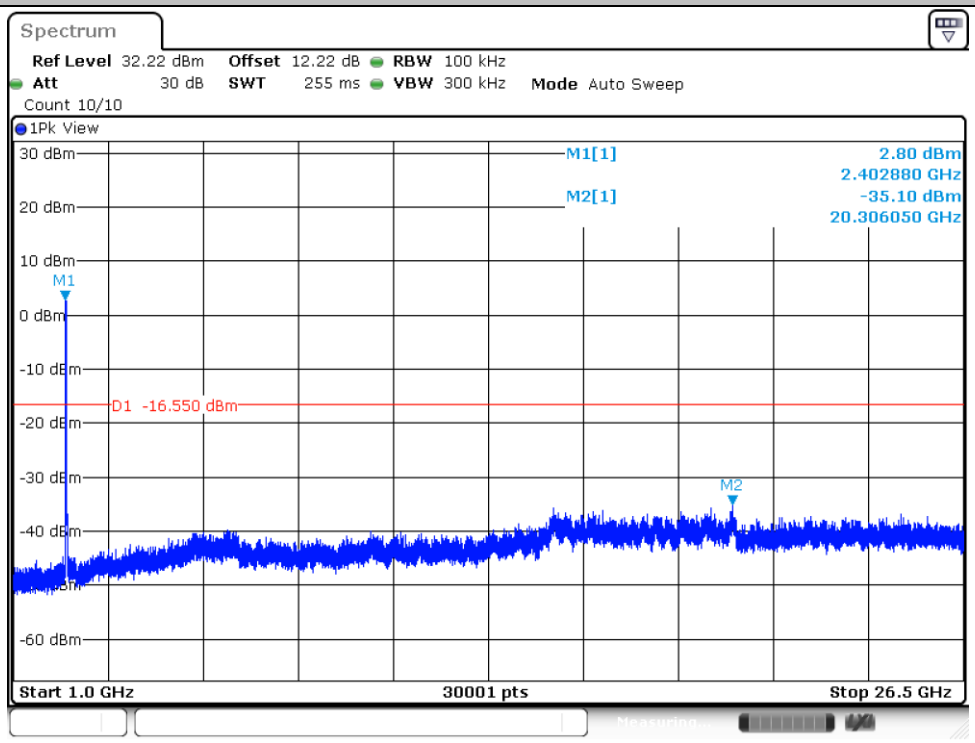

Date: 6.NOV.2025 11:14:47

11AX20MIMO_Ant24_2462_26Tone_RU8_30~1000

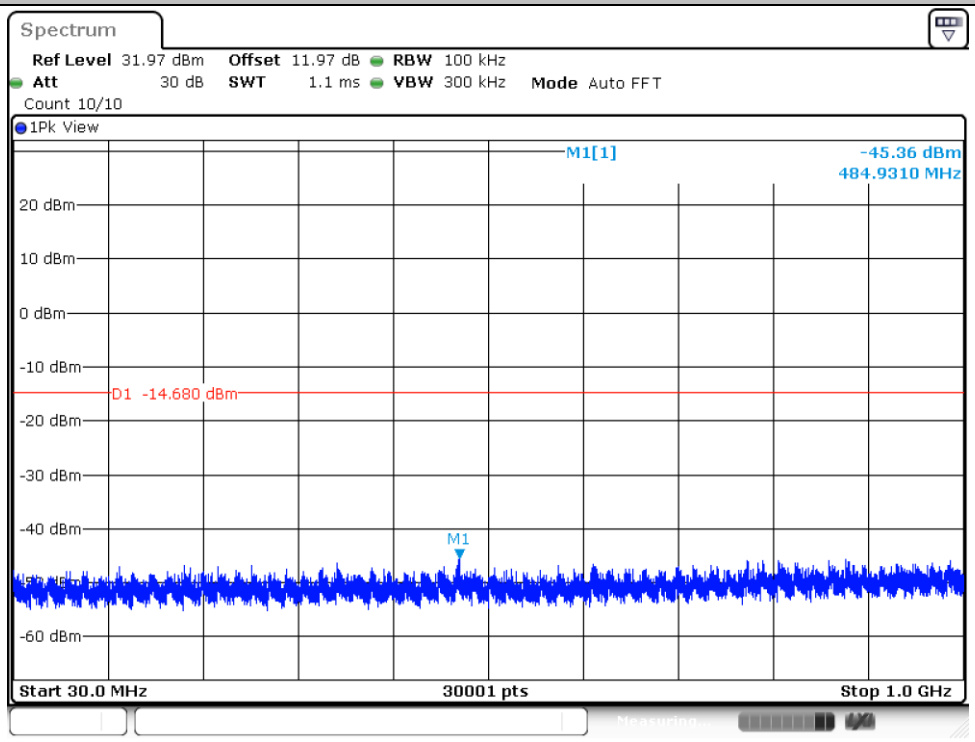

Date: 6.NOV.2025 11:32:16

11AX20MIMO_Ant24_2462_26Tone_RU8_1000~26500

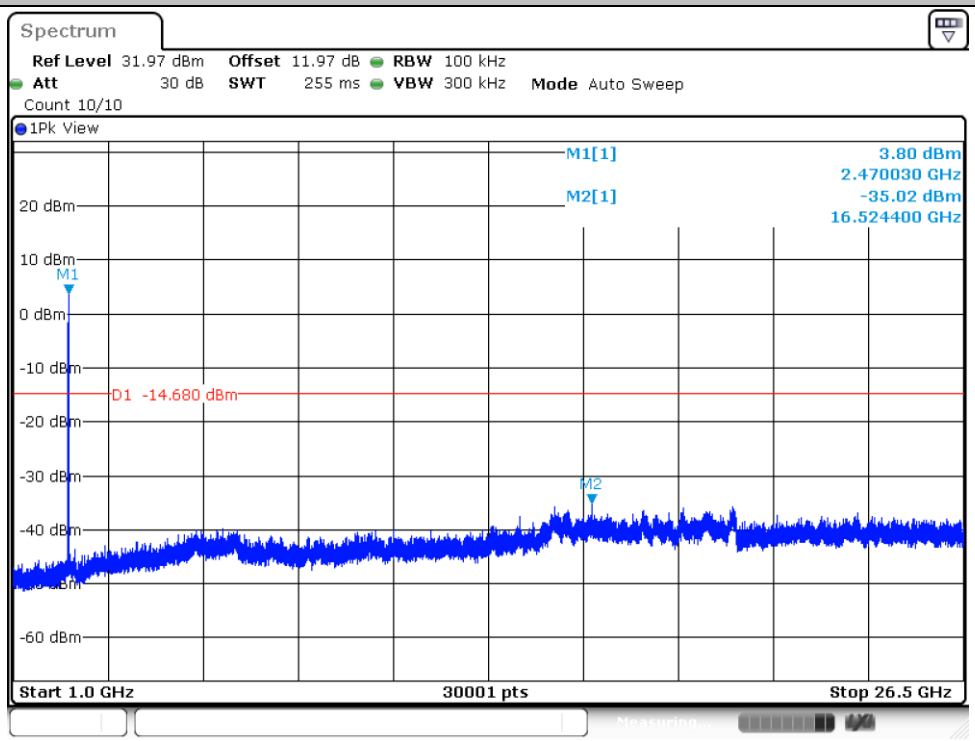

Date: 6.NOV.2025 11:32:50

11AX20MIMO_Ant24_2462_52Tone_RU40_30~1000

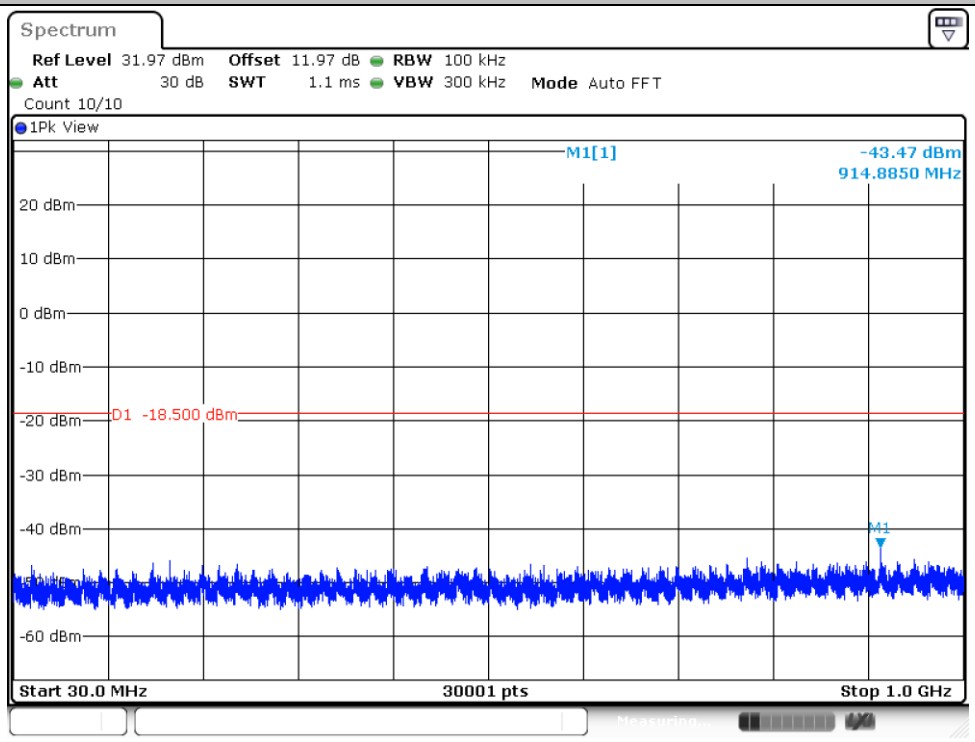

Date: 6.NOV.2025 11:33:56

11AX20MIMO_Ant24_2462_52Tone_RU40_1000~26500

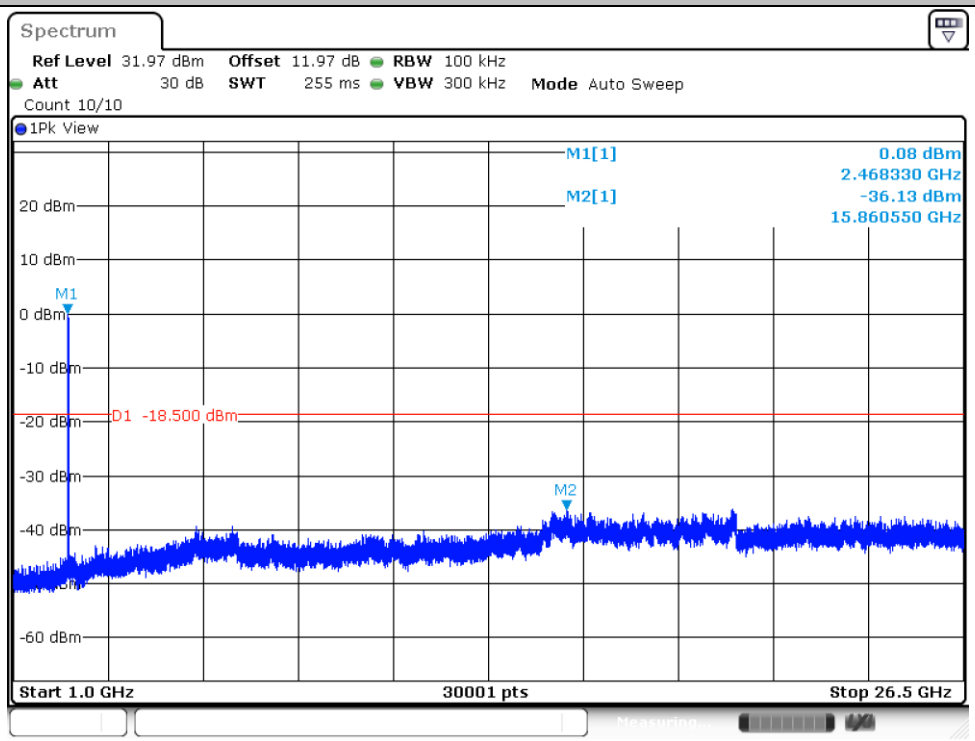

Date: 6.NOV.2025 11:34:18

11AX20MIMO_Ant24_2462_106Tone_RU54_30~1000

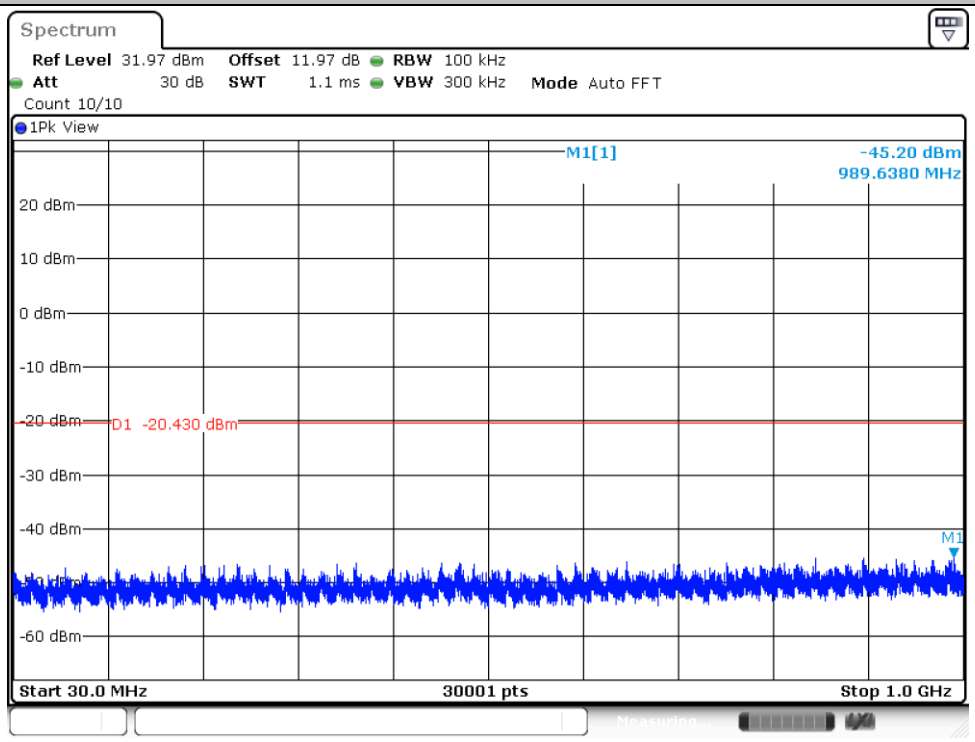

Date: 6.NOV.2025 11:35:56

11AX20MIMO_Ant24_2462_106Tone_RU54_1000~26500

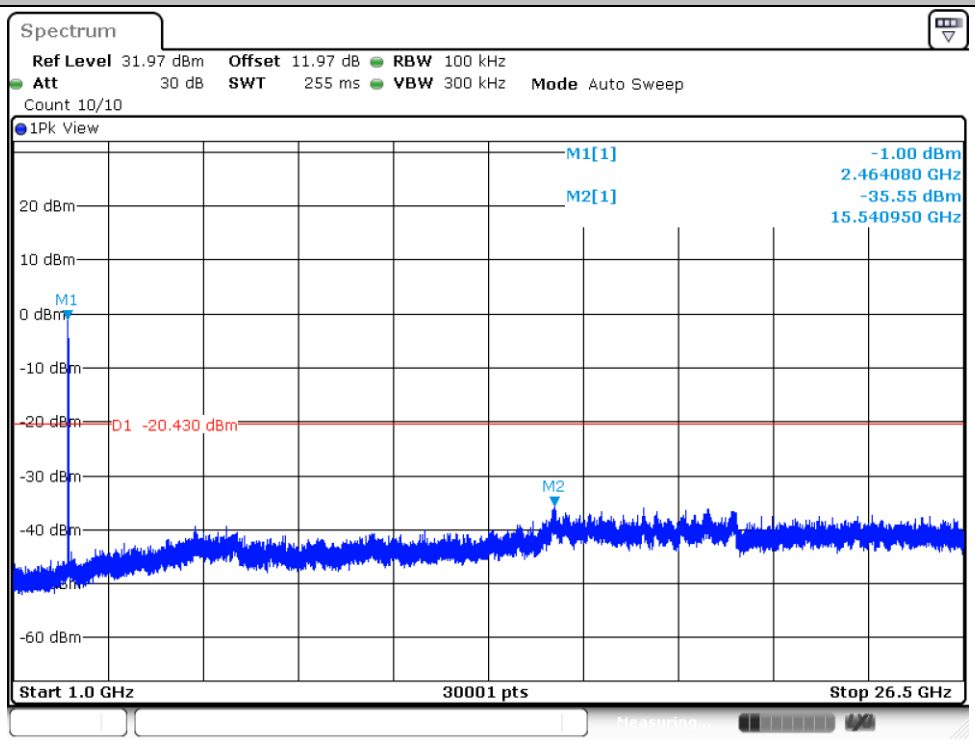

Date: 6.NOV.2025 11:36:18

11AX20MIMO_Ant23_2462_26Tone_RU8_30~1000

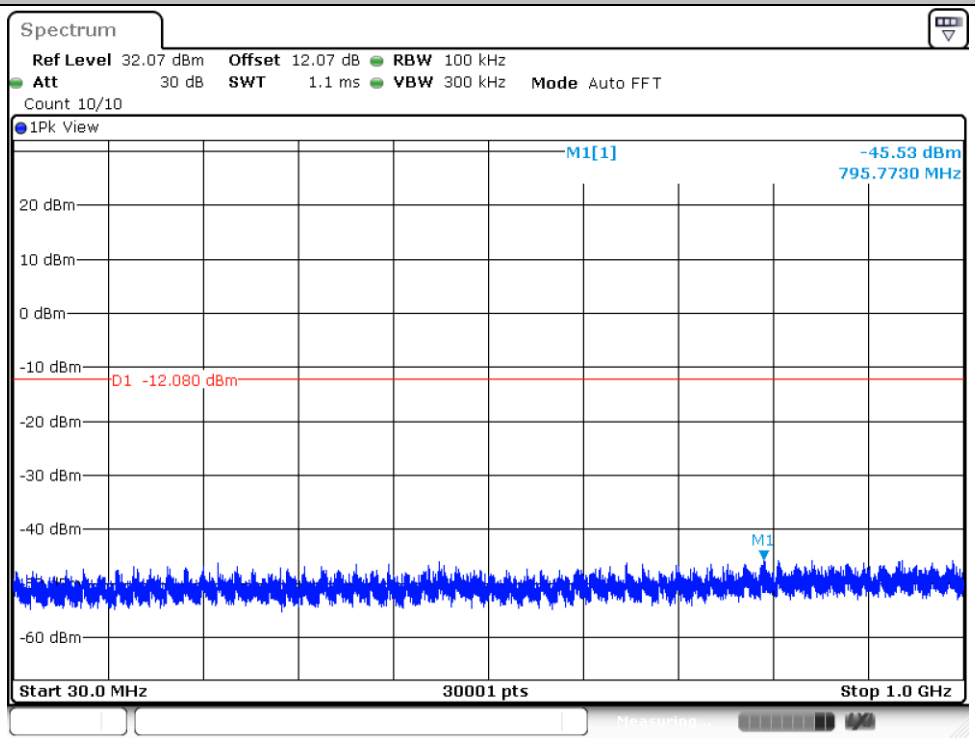

Date: 6.NOV.2025 11:31:15

11AX20MIMO_Ant23_2462_26Tone_RU8_1000~26500

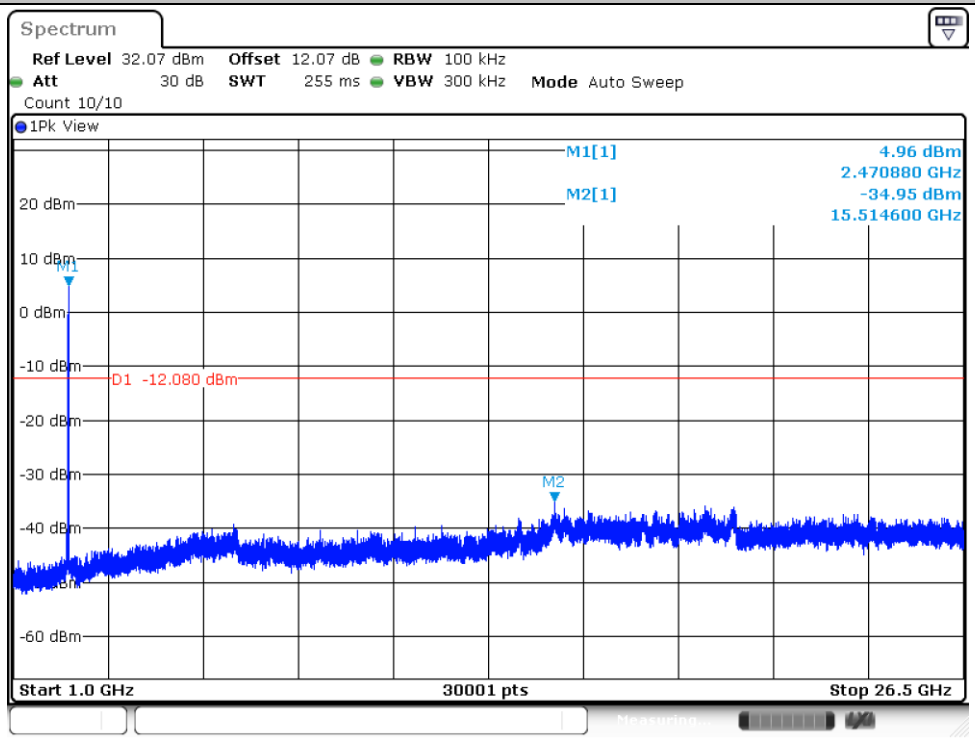

Date: 6.NOV.2025 11:31:37

11AX20MIMO_Ant23_2462_52Tone_RU40_30~1000

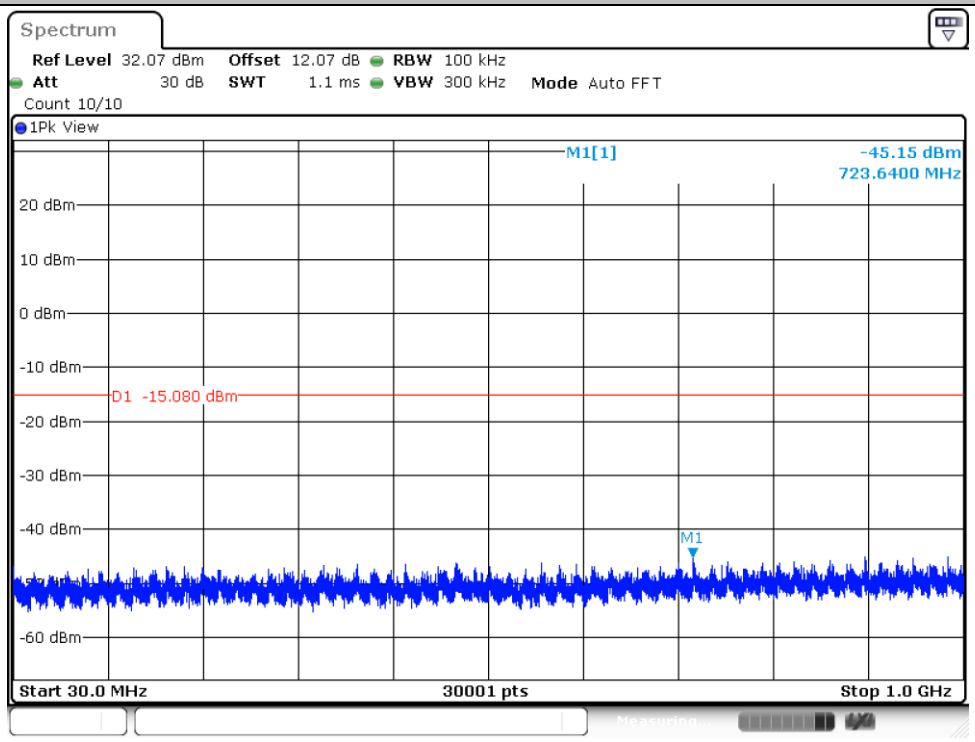

Date: 6.NOV.2025 11:34:53

11AX20MIMO_Ant23_2462_52Tone_RU40_1000~26500

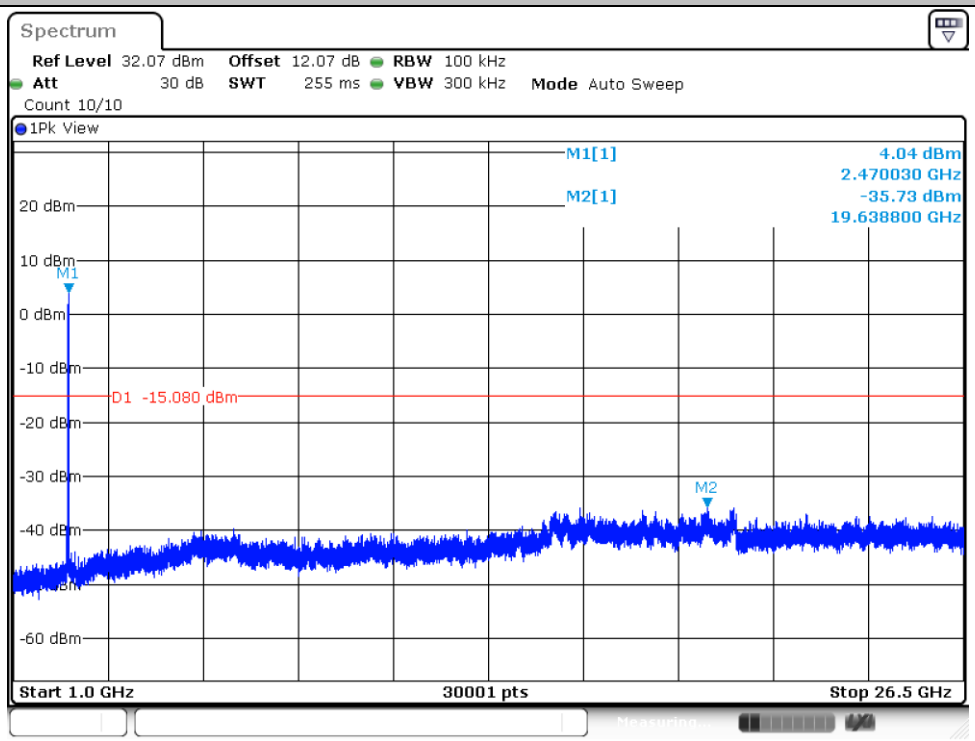

Date: 6.NOV.2025 11:35:16

11AX20MIMO_Ant23_2462_106Tone_RU54_30~1000

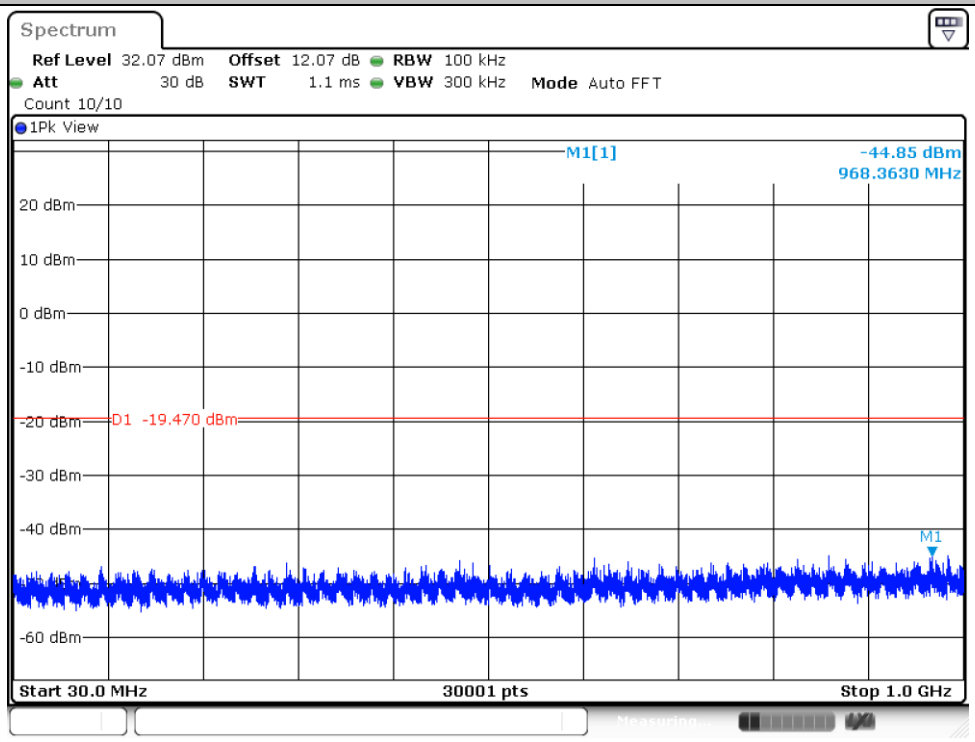

Date: 6.NOV.2025 11:36:53

11AX20MIMO_Ant23_2462_106Tone_RU54_1000~26500

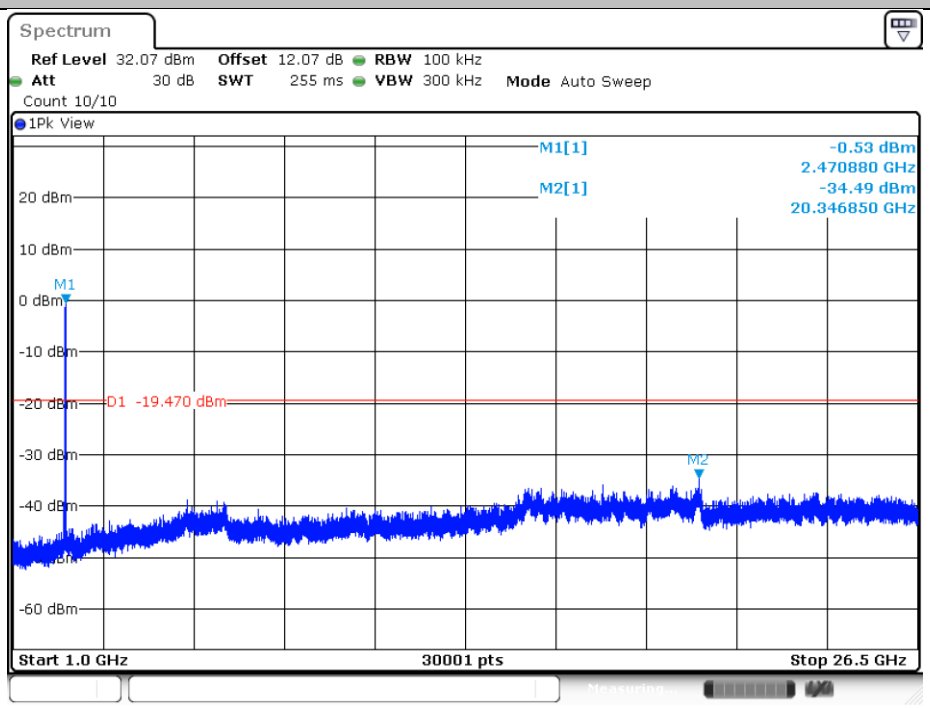

Date: 6.NOV.2025 11:37:15

Appendix B. AC Conducted Emission Test Results

Test Engineer :	Nathon	**Temperature :**	22~24℃
		Relative Humidity :	44~50%
Test Voltage :	120Vac / 60Hz	**Phase :**	Line
Remark :	All emissions not reported here are more than 10 dB below the prescribed limit.		

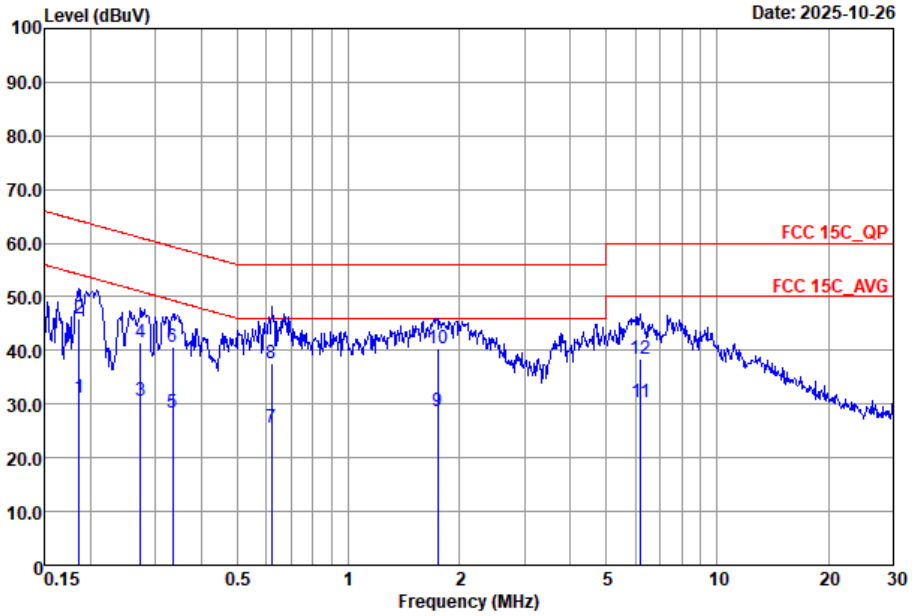

Site : CO02-SZ
Condition : FCC 15C_QP LISN-L_2025 LINE

	Freq	Level	Over Limit	Limit Line	Read Level	LISN Factor	Cable Loss	Remark
	MHz	dBuV	dB	dBuV	dBuV	dB	dB	
1	0.19	31.21	-22.99	54.20	11.31	9.72	10.18	Average
2	0.19	45.91	-18.29	64.20	26.01	9.72	10.18	QP
3	0.27	30.63	-20.40	51.03	10.70	9.73	10.20	Average
4	0.27	41.53	-19.50	61.03	21.60	9.73	10.20	QP
5	0.33	28.34	-21.01	49.35	8.40	9.73	10.21	Average
6	0.33	40.54	-18.81	59.35	20.60	9.73	10.21	QP
7	0.62	25.68	-20.32	46.00	5.69	9.75	10.24	Average
8	0.62	37.48	-18.52	56.00	17.49	9.75	10.24	QP
9	1.74	28.78	-17.22	46.00	8.81	9.72	10.25	Average
10 *	1.74	40.28	-15.72	56.00	20.31	9.72	10.25	QP
11	6.19	30.42	-19.58	50.00	10.50	9.68	10.24	Average
12	6.19	38.52	-21.48	60.00	18.60	9.68	10.24	QP

Test Engineer :	Nathon	**Temperature :**	22~24℃
		Relative Humidity :	44~50%
Test Voltage :	120Vac / 60Hz	**Phase :**	Neutral
Remark :	All emissions not reported here are more than 10 dB below the prescribed limit.		

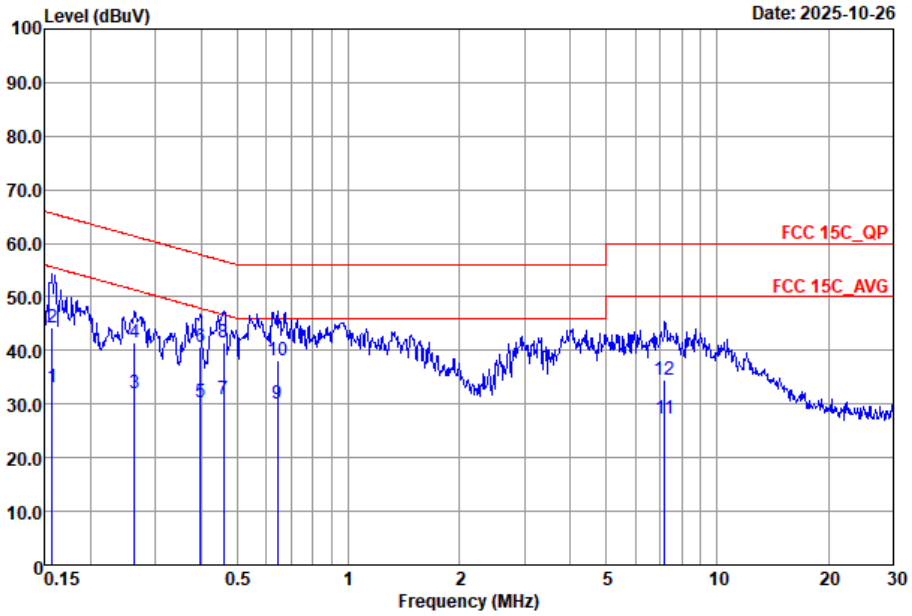

Site : CO02-SZ
Condition : FCC 15C_QP LISN-N_2025 NEUTRAL

	Freq MHz	Level dBuV	Over Limit dB	Limit Line dBuV	Read Level dBuV	LISN Factor dB	Cable Loss dB	Remark
1	0.16	33.17	-22.43	55.60	13.19	9.79	10.19	Average
2	0.16	44.37	-21.23	65.60	24.39	9.79	10.19	QP
3	0.26	32.08	-19.26	51.34	12.10	9.78	10.20	Average
4	0.26	41.58	-19.76	61.34	21.60	9.78	10.20	QP
5	0.40	30.30	-17.60	47.90	10.30	9.77	10.23	Average
6	0.40	40.60	-17.30	57.90	20.60	9.77	10.23	QP
7	0.46	30.97	-15.74	46.71	11.01	9.73	10.23	Average
8 *	0.46	41.47	-15.24	56.71	21.51	9.73	10.23	QP
9	0.64	30.01	-15.99	46.00	10.00	9.77	10.24	Average
10	0.64	38.21	-17.79	56.00	18.20	9.77	10.24	QP
11	7.21	27.27	-22.73	50.00	7.31	9.74	10.22	Average
12	7.21	34.67	-25.33	60.00	14.71	9.74	10.22	QP

Note:

1. Level(dBμV) = Read Level(dBμV) + LISN Factor(dB) + Cable Loss(dB)
2. Over Limit(dB) = Level(dBμV) – Limit Line(dBμV)

Appendix C. Radiated Spurious Emission Test Data

Test Engineer :	Winter	Relative Humidity :	48~49%
		Temperature :	24℃-25℃

Radiated Spurious Emission Test Modes

Mode	Band (MHz)	Antenna	Modulation	Channel	Frequency	Data Rate	RU	Remark
Mode 1	2400-2483.5	24+23	802.11b	01	2412	1Mbps	-	-
Mode 2	2400-2483.5	24+23	802.11b	06	2437	1Mbps	-	-
Mode 3	2400-2483.5	24+23	802.11b	11	2462	1Mbps	-	-
Mode 4	2400-2483.5	24+23	802.11b	12	2467	1Mbps	-	-
Mode 5	2400-2483.5	24+23	802.11g	01	2412	6Mbps	-	-
Mode 6	2400-2483.5	24+23	802.11g	06	2437	6Mbps	-	-
Mode 7	2400-2483.5	24+23	802.11g	11	2462	6Mbps	-	-
Mode 8	2400-2483.5	24+23	802.11g	12	2467	6Mbps	-	-
Mode 9	2400-2483.5	24+23	802.11ax HE20	01	2412	MCS0	-	-
Mode 10	2400-2483.5	24+23	802.11ax HE20	06	2437	MCS0	-	-
Mode 11	2400-2483.5	24+23	802.11ax HE20	11	2462	MCS0	-	-
Mode 12	2400-2483.5	24+23	802.11ax HE20	12	2467	MCS0	-	-
Mode 13	2400-2483.5	24+23	802.11ax HE40	03	2422	MCS0	-	-
Mode 14	2400-2483.5	24+23	802.11ax HE40	06	2437	MCS0	-	-
Mode 15	2400-2483.5	24+23	802.11ax HE40	09	2452	MCS0	-	-
Mode 16	2400-2483.5	24+23	802.11ax HE40	10	2457	MCS0	-	-
Mode 17	2400-2483.5	24+23	802.11ax HE20	01	2412	MCS0	Partial RU	-
Mode 18	2400-2483.5	24+23	802.11ax HE20	11	2462	MCS0	Partial RU	-
Mode 19	2400-2483.5	24+23	802.11ax HE20	12	2467	MCS0	-	LF

Summary of each worse mode

Mode	Modulation	Ch.	Freq. (MHz)	Level (dBuV/m)	Limit (dBuV/m)	Margin (dB)	Pol.	Peak Avg.	Result	Remark
1	802.11b	01	2389.30	36.13	54.00	-17.87	H	Average	Pass	Band Edge
1	802.11b	01	4824.00	44.07	74.00	-29.93	V	Peak	Pass	Harmonic
2	802.11b	06	2484.44	36.15	54.00	-17.85	V	Average	Pass	Band Edge
2	802.11b	06	7311.00	44.14	74.00	-29.86	H	Peak	Pass	Harmonic
3	802.11b	11	2484.65	38.23	54.00	-15.77	V	Average	Pass	Band Edge
3	802.11b	11	7386.00	44.12	74.00	-29.88	H	Peak	Pass	Harmonic
4	802.11b	12	2485.26	38.30	54.00	-15.70	V	Average	Pass	Band Edge
4	802.11b	12	7401.00	44.22	74.00	-29.78	H	Peak	Pass	Harmonic
5	802.11g	01	2389.95	43.07	54.00	-10.93	V	Average	Pass	Band Edge
5	802.11g	01	4824.00	44.35	74.00	-29.65	H	Peak	Pass	Harmonic
6	802.11g	06	2483.75	35.50	54.00	-18.50	V	Average	Pass	Band Edge
6	802.11g	06	7311.00	45.82	74.00	-28.18	V	Peak	Pass	Harmonic
7	802.11g	11	2483.70	46.01	54.00	-7.99	V	Average	Pass	Band Edge
7	802.11g	11	7386.00	46.72	74.00	-27.28	H	Peak	Pass	Harmonic
8	802.11g	12	2483.51	45.29	54.00	-8.71	V	Average	Pass	Band Edge
8	802.11g	12	7401.00	46.72	74.00	-27.28	H	Peak	Pass	Harmonic
9	802.11ax HE20	01	2389.82	39.75	54.00	-14.25	V	Average	Pass	Band Edge
9	802.11ax HE20	01	4824.00	44.54	74.00	-29.46	H	Peak	Pass	Harmonic
10	802.11ax HE20	06	2483.56	36.56	54.00	-17.44	V	Average	Pass	Band Edge
10	802.11ax HE20	06	7311.00	47.64	74.00	-26.36	V	Peak	Pass	Harmonic
11	802.11ax HE20	11	2483.51	42.29	54.00	-11.71	V	Average	Pass	Band Edge
11	802.11ax HE20	11	7386.00	47.23	74.00	-26.77	V	Peak	Pass	Harmonic
12	802.11ax HE20	12	2483.51	48.76	54.00	-5.24	H	Average	Pass	Band Edge
12	802.11ax HE20	12	7401.00	47.32	74.00	-26.68	V	Peak	Pass	Harmonic
13	802.11ax HE40	03	2389.97	44.64	54.00	-9.36	V	Average	Pass	Band Edge
13	802.11ax HE40	03	7266.00	46.22	74.00	-27.78	V	Peak	Pass	Harmonic
14	802.11ax HE40	06	2389.50	48.64	54.00	-5.36	V	Average	Pass	Band Edge
14	802.11ax HE40	06	7311.00	45.49	74.00	-28.51	V	Peak	Pass	Harmonic
15	802.11ax HE40	09	2484.45	39.21	54.00	-14.79	V	Average	Pass	Band Edge
15	802.11ax HE40	09	7356.00	46.28	74.00	-27.72	V	Peak	Pass	Harmonic
16	802.11ax HE40	10	2483.54	39.65	54.00	-14.35	V	Average	Pass	Band Edge
16	802.11ax HE40	10	7371.00	45.75	74.00	-28.25	V	Peak	Pass	Harmonic
17	802.11ax HE20	01	2389.82	46.93	54.00	-7.07	V	Average	Pass	Band Edge
17	802.11ax HE20	01	-	-	-	-	-	-	-	Harmonic
18	802.11ax HE20	11	2483.58	38.89	54.00	-15.11	V	Average	Pass	Band Edge
18	802.11ax HE20	11	-	-	-	-	-	-	-	Harmonic
19	802.11ax HE20	12	38.73	26.76	40	-13.24	V	Peak	-Pass	LF

Co-location

Radiated Spurious Emission Test Modes

Mode	Band (MHz)	Antenna	Modulation	Channel	Frequency	Data Rate	RU	Remark
Mode 20	2400-2483.5	24+23	802.11ax HE20	12	2467	MCS0	-	-
	LTE	B13LINK						

Summary of each worse mode

Mode	Modulation	Ch.	Freq. (MHz)	Level (dBuV/m)	Limit (dBuV/m)	Margin (dB)	Pol.	Peak Avg.	Result	Remark
20	802.11ax HE20	12	2483.51	48.67	54.00	-5.33	V	Average	Pass	Band Edge
20	802.11ax HE20	12	7401.00	46.81	74.00	-27.19	V	Peak	Pass	Harmonic

Mode	1	
	Band Edge	
	2400-2483.5_802.11b_CH01_2412MHz	
ANT	24+23	
Pol.	Horizontal	Fundamental
Peak	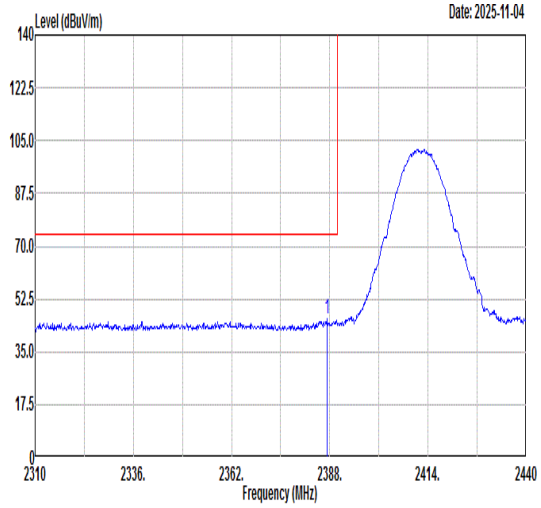 Freq Level Limit Line Margin (dB) Read Level Ant Factor Cable Loss Preamp Factor APos TPos Remark MHz dBuV/m dBuV/m dBuV dB/m dB dB cm deg 1 2387.35 45.75 74.00 -28.25 42.12 32.42 5.36 34.15 291 239 PEAK	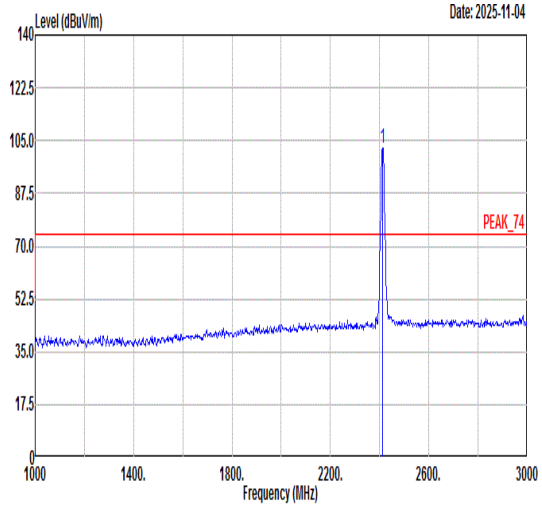 Freq Level Limit Line Margin (dB) Read Level Ant Factor Cable Loss Preamp Factor APos TPos Remark MHz dBuV/m dBuV/m dBuV dB/m dB dB cm deg 1 2412.00 102.58 ------ ------ 98.88 32.46 5.38 34.14 291 239 PEAK
Avg	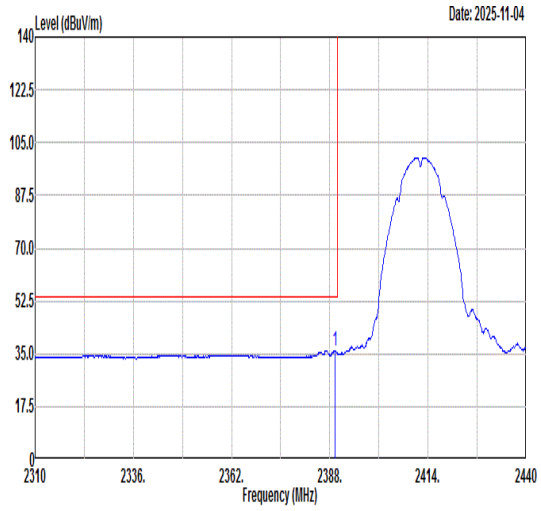 Freq Level Limit Line Margin (dB) Read Level Ant Factor Cable Loss Preamp Factor APos TPos Remark MHz dBuV/m dBuV/m dBuV dB/m dB dB cm deg 1 2389.30 36.13 54.00 -17.87 32.49 32.42 5.36 34.14 291 239 AVERAGE	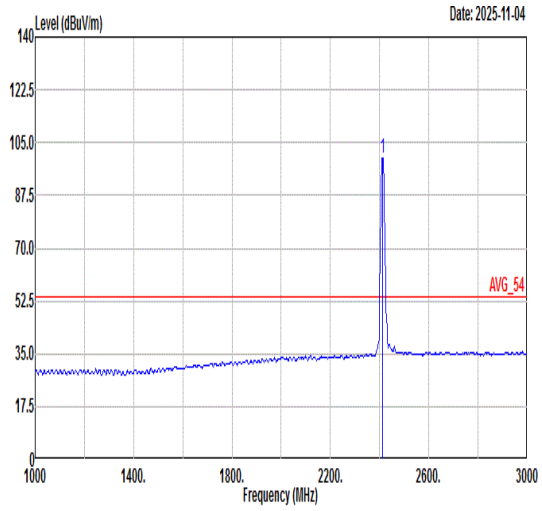 Freq Level Limit Line Margin (dB) Read Level Ant Factor Cable Loss Preamp Factor APos TPos Remark MHz dBuV/m dBuV/m dBuV dB/m dB dB cm deg 1 2412.00 100.05 ------ ------ 96.35 32.46 5.38 34.14 291 239 AVERAGE

Mode	1	
	Band Edge	
	2400-2483.5_802.11b_CH01_2412MHz	
ANT	24+23	
Pol.	Vertical	Fundamental
Peak	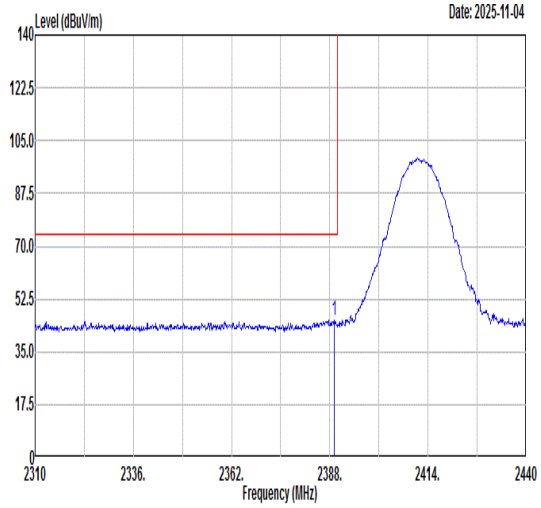 Freq Level Limit Line Margin (dB) Read Level Ant Factor Cable Loss Preamp Factor APos TPos Remark MHz dBuV/m dBuV/m dBuV dB/m dB dB cm deg 1 2389.17 45.29 74.00 -28.71 41.65 32.42 5.36 34.14 100 107 PEAK	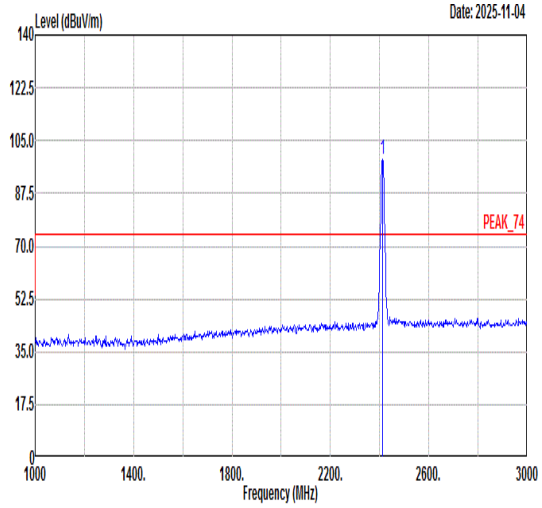 Freq Level Limit Line Margin (dB) Read Level Ant Factor Cable Loss Preamp Factor APos TPos Remark MHz dBuV/m dBuV/m dBuV dB/m dB dB cm deg 1 2412.00 98.82 ------ ------ 95.12 32.46 5.38 34.14 100 107 PEAK
Avg	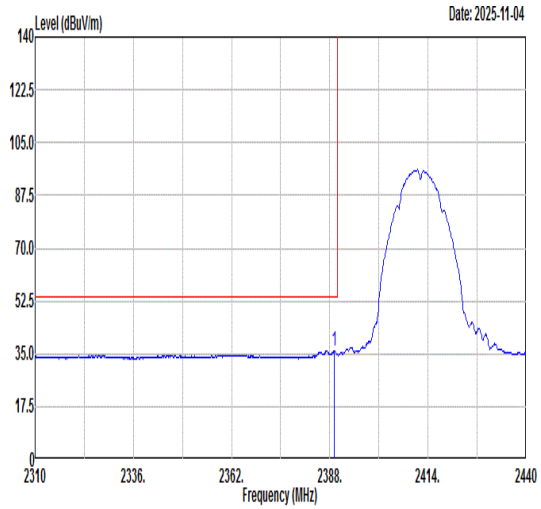 Freq Level Limit Line Margin (dB) Read Level Ant Factor Cable Loss Preamp Factor APos TPos Remark MHz dBuV/m dBuV/m dBuV dB/m dB dB cm deg 1 2389.17 36.07 54.00 -17.93 32.43 32.42 5.36 34.14 100 107 AVERAGE	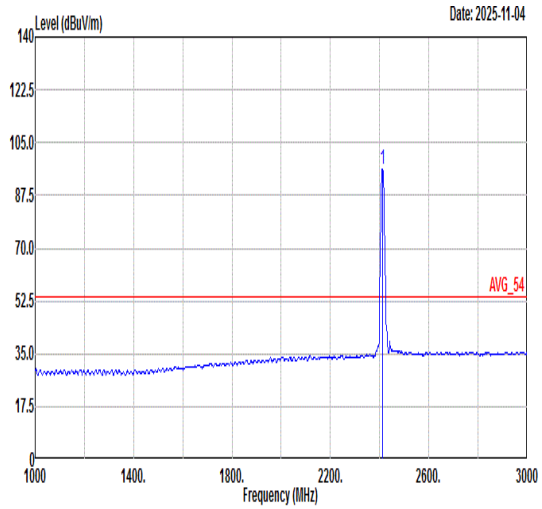 Freq Level Limit Line Margin (dB) Read Level Ant Factor Cable Loss Preamp Factor APos TPos Remark MHz dBuV/m dBuV/m dBuV dB/m dB dB cm deg 1 2412.00 96.34 ------ ------ 92.64 32.46 5.38 34.14 100 107 AVERAGE

Mode	1	
	Harmonic	
	2400-2483.5_802.11b_CH01_2412MHz	
ANT	24+23	
Pol.	Horizontal	Vertical
Peak Avg	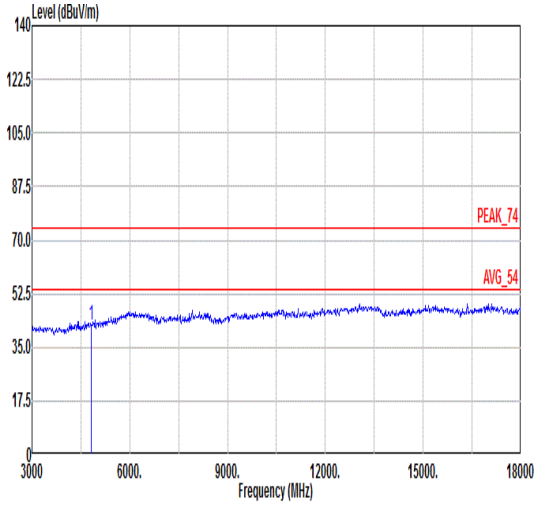 Freq Level Limit Line Margin Read Level Ant Factor Cable Loss Preamp Factor APos TPos Remark MHz dBuV/m dBuV/m dB dBuV dB/m dB dB cm deg 1 4824.00 42.52 74.00 -31.48 62.06 36.42 8.88 64.84 --- --- Peak	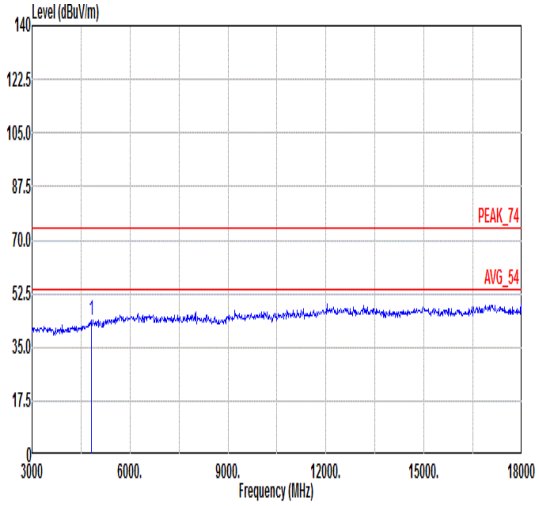 Freq Level Limit Line Margin Read Level Ant Factor Cable Loss Preamp Factor APos TPos Remark MHz dBuV/m dBuV/m dB dBuV dB/m dB dB cm deg 1 4824.00 44.07 74.00 -29.93 63.61 36.42 8.88 64.84 --- --- Peak

Mode	2	
	Band Edge - L	
	2400-2483.5_802.11b_CH06_2437MHz	
ANT	24+23	
Pol.	Horizontal	Fundamental
Peak	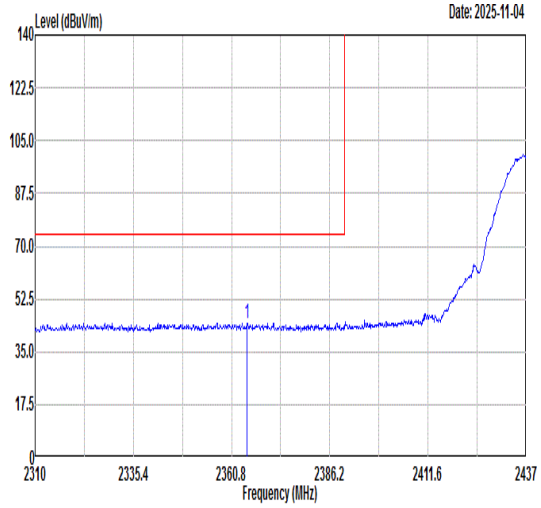 Freq Level Limit Line Margin (dB) Read Level Ant Factor Cable Loss Preamp Factor APos TPos Remark MHz dBuV/m dBuV/m dBuV dB/m dB dB cm deg 1 2364.74 44.61 74.00 -29.39 41.04 32.38 5.34 34.15 300 178 PEAK	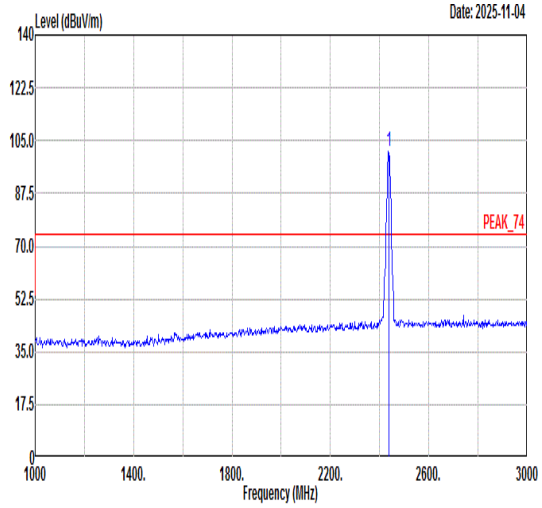 Freq Level Limit Line Margin (dB) Read Level Ant Factor Cable Loss Preamp Factor APos TPos Remark MHz dBuV/m dBuV/m dBuV dB/m dB dB cm deg 1 2437.00 101.38 ------ ------ 97.60 32.50 5.41 34.13 300 178 PEAK
Avg	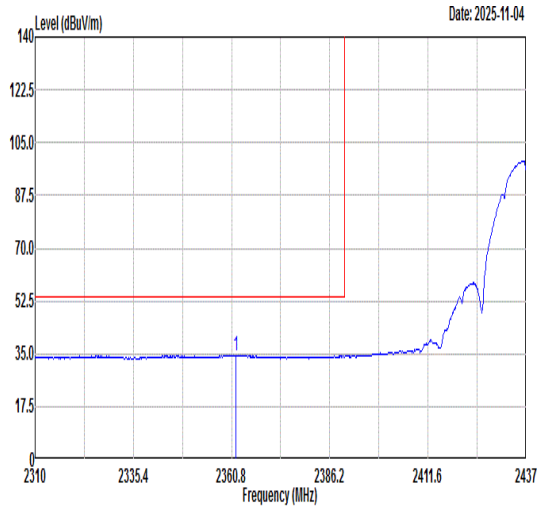 Freq Level Limit Line Margin (dB) Read Level Ant Factor Cable Loss Preamp Factor APos TPos Remark MHz dBuV/m dBuV/m dBuV dB/m dB dB cm deg 1 2361.94 34.47 54.00 -19.53 30.91 32.38 5.34 34.16 300 178 AVERAGE	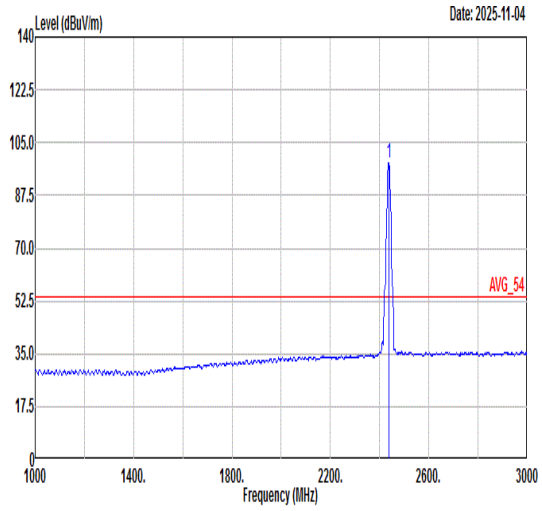 Freq Level Limit Line Margin (dB) Read Level Ant Factor Cable Loss Preamp Factor APos TPos Remark MHz dBuV/m dBuV/m dBuV dB/m dB dB cm deg 1 2437.00 98.32 ------ ------ 94.54 32.50 5.41 34.13 300 178 AVERAGE

Mode	2	
	Band Edge - R	
	2400-2483.5_802.11b_CH06_2437MHz	
ANT	24+23	
Pol.	Horizontal	Fundamental
Peak	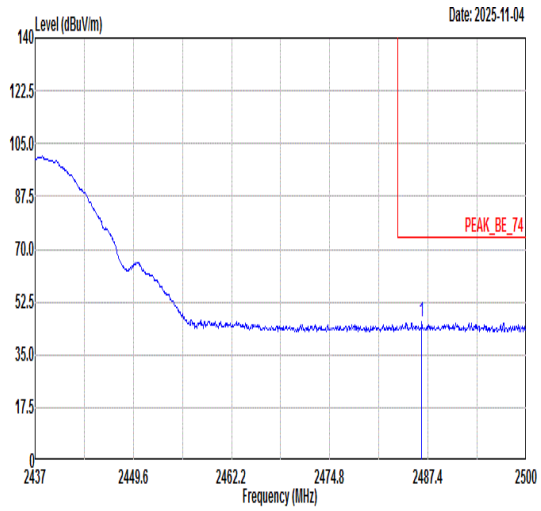 Freq Level Limit Line Margin (dB) Read Level Ant Factor Cable Loss Preamp Factor APos TPos Remark MHz dBuV/m dBuV/m dBuV dB/m dB dB cm deg 1 2486.58 45.78 74.00 -28.22 41.38 32.58 5.93 34.11 300 178 PEAK	Blank
Avg	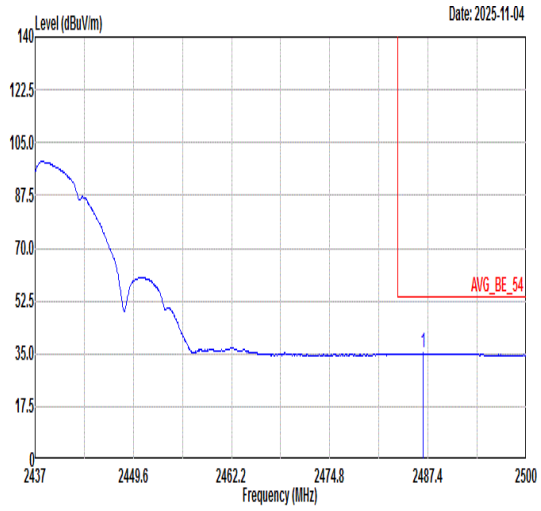 Freq Level Limit Line Margin (dB) Read Level Ant Factor Cable Loss Preamp Factor APos TPos Remark MHz dBuV/m dBuV/m dBuV dB/m dB dB cm deg 1 2486.77 35.29 54.00 -18.71 30.89 32.58 5.93 34.11 300 178 AVERAGE	Blank

Mode	2	
	Band Edge - L	
	2400-2483.5_802.11b_CH06_2437MHz	
ANT	24+23	
Pol.	Vertical	Fundamental
Peak	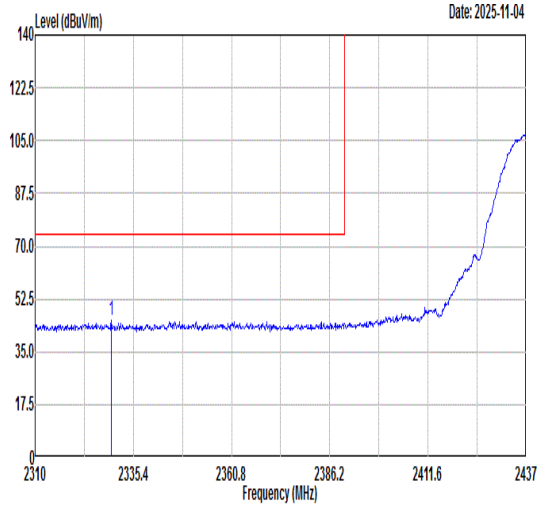 Freq Level Limit Line Margin (dB) Read Level Ant Factor Cable Loss Preamp Factor APos TPos Remark MHz dBuV/m dBuV/m dBuV dB/m dB dB cm deg 1 2329.69 45.58 74.00 -28.42 42.11 32.33 5.31 34.17 219 269 PEAK	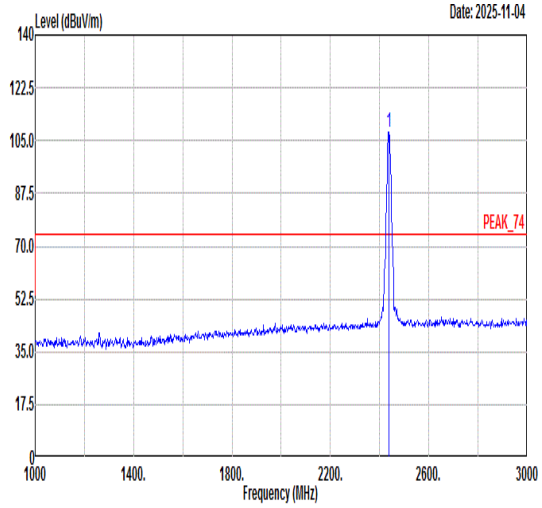 Freq Level Limit Line Margin (dB) Read Level Ant Factor Cable Loss Preamp Factor APos TPos Remark MHz dBuV/m dBuV/m dBuV dB/m dB dB cm deg 1 2437.00 107.99 ------ ------ 104.21 32.50 5.41 34.13 219 269 PEAK
Avg	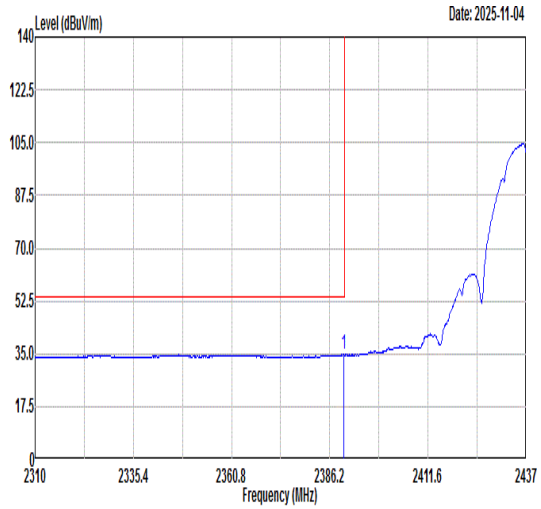 Freq Level Limit Line Margin (dB) Read Level Ant Factor Cable Loss Preamp Factor APos TPos Remark MHz dBuV/m dBuV/m dBuV dB/m dB dB cm deg 1 2389.88 34.75 54.00 -19.25 31.11 32.42 5.36 34.14 219 269 AVERAGE	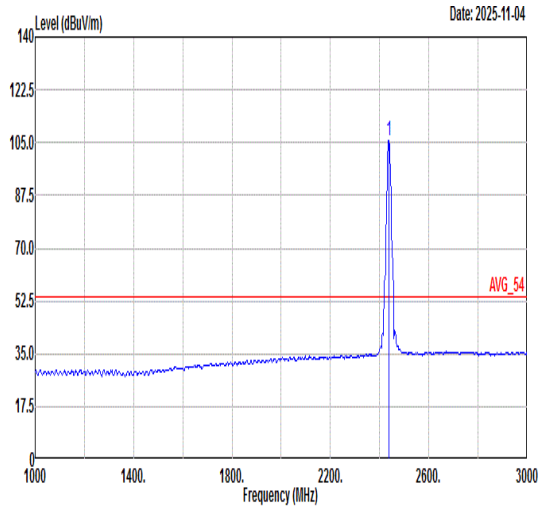 Freq Level Limit Line Margin (dB) Read Level Ant Factor Cable Loss Preamp Factor APos TPos Remark MHz dBuV/m dBuV/m dBuV dB/m dB dB cm deg 1 2437.00 105.59 ------ ------ 101.80 32.50 5.41 34.12 219 269 AVERAGE

Mode	2	
	Band Edge - R	
	2400-2483.5_802.11b_CH06_2437MHz	
ANT	24+23	
Pol.	Vertical	Fundamental
Peak	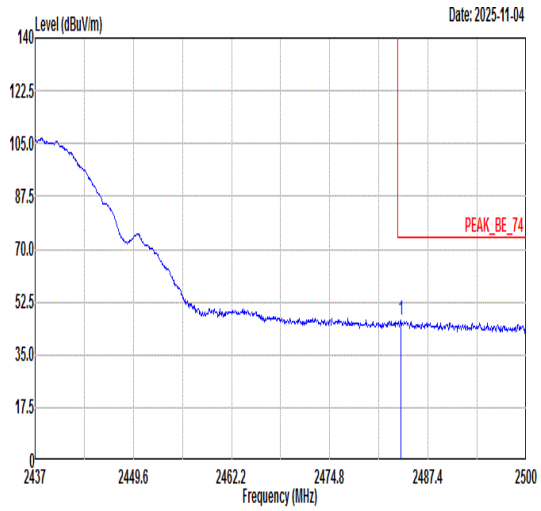 Freq Level Limit Line Margin (dB) Read Level Ant Factor Cable Loss Preamp Factor APos TPos Remark MHz dBuV/m dBuV/m dBuV dB/m dB dB cm deg 1 2483.94 46.34 74.00 -27.66 41.94 32.57 5.94 34.11 219 269 PEAK	Blank
Avg	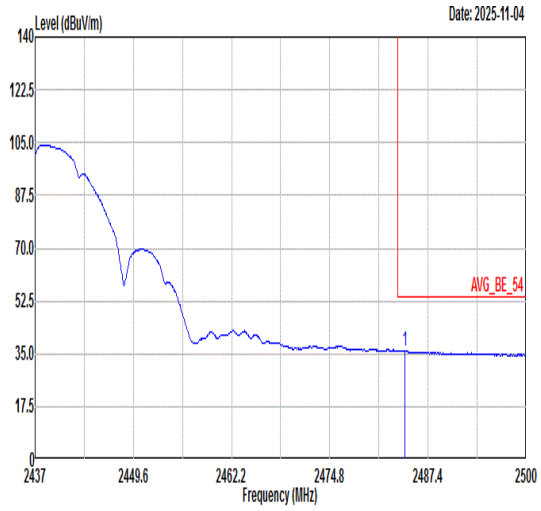 Freq Level Limit Line Margin (dB) Read Level Ant Factor Cable Loss Preamp Factor APos TPos Remark MHz dBuV/m dBuV/m dBuV dB/m dB dB cm deg 1 2484.44 36.15 54.00 -17.85 31.74 32.58 5.94 34.11 219 269 AVERAGE	Blank

Mode	2	
	Harmonic	
	2400-2483.5_802.11b_CH06_2437MHz	
ANT	24+23	
Pol.	Horizontal	Vertical
Peak Avg	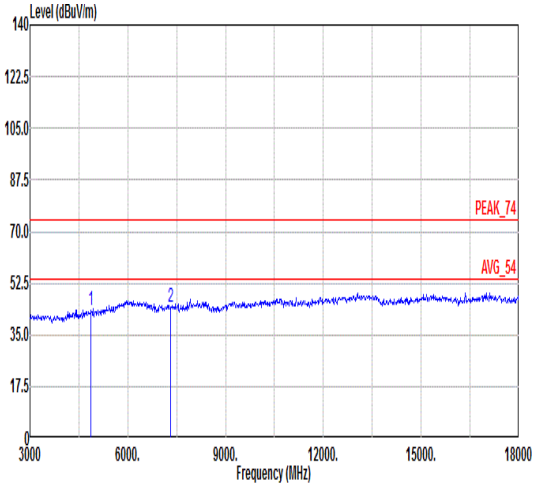 Freq Level Limit Line Margin Read Level Ant Factor Cable Loss Preamp Factor APos TPos Remark MHz dBuV/m dBuV/m dB dBuV dB/m dB dB cm deg 1 4874.00 43.14 74.00 -30.86 62.75 36.50 8.72 64.83 --- --- Peak 2 7311.00 44.14 74.00 -29.86 62.08 36.89 10.18 65.01 --- --- Peak	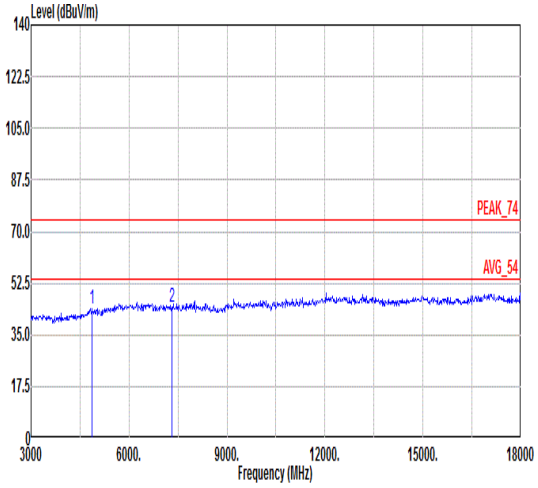 Freq Level Limit Line Margin Read Level Ant Factor Cable Loss Preamp Factor APos TPos Remark MHz dBuV/m dBuV/m dB dBuV dB/m dB dB cm deg 1 4874.00 43.81 74.00 -30.19 63.42 36.50 8.72 64.83 --- --- Peak 2 7311.00 44.13 74.00 -29.87 62.07 36.89 10.18 65.01 --- --- Peak

Mode	3	
	Band Edge	
	2400-2483.5_802.11b_CH11_2462MHz	
ANT	24+23	
Pol.	Horizontal	Fundamental
Peak	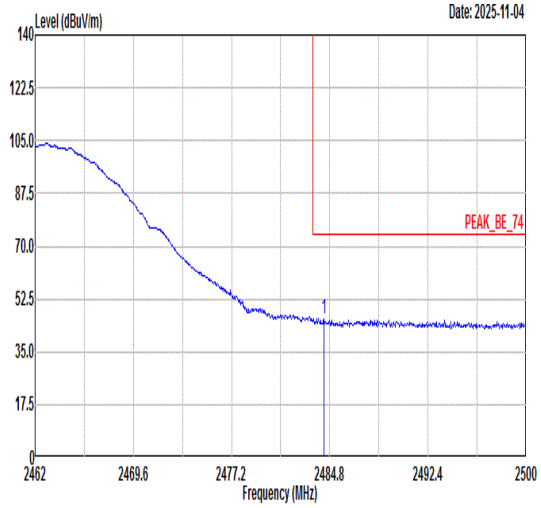 Freq Level Limit Line Margin (dB) Read Level Ant Factor Cable Loss Preamp Factor APos TPos Remark MHz dBuV/m dBuV/m dBuV dB/m dB dB cm deg 1 2484.34 46.05 74.00 -27.95 41.65 32.57 5.94 34.11 308 235 PEAK	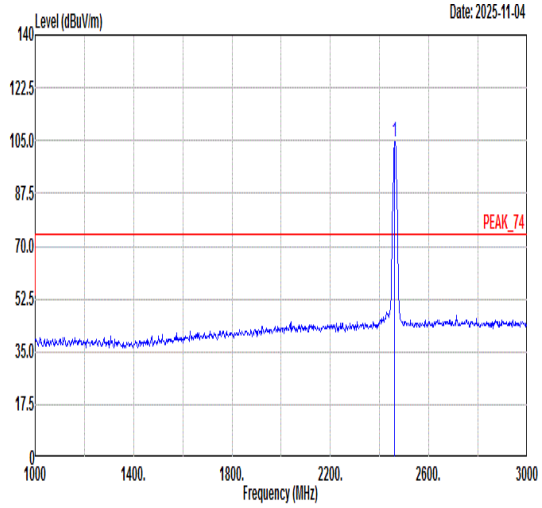 Freq Level Limit Line Margin (dB) Read Level Ant Factor Cable Loss Preamp Factor APos TPos Remark MHz dBuV/m dBuV/m dBuV dB/m dB dB cm deg 1 2462.00 104.64 ------ ------ 100.54 32.54 5.68 34.12 308 235 PEAK
Avg	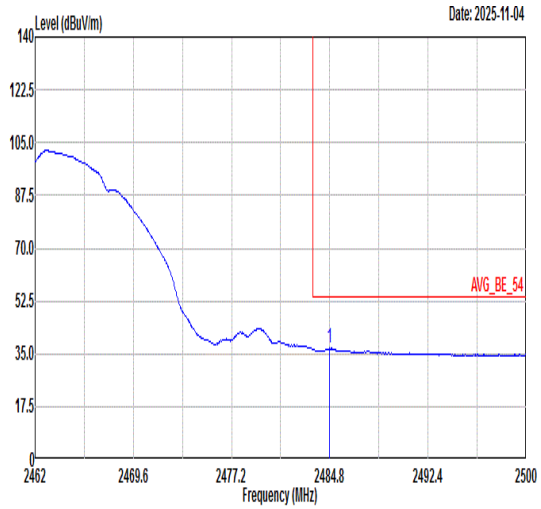 Freq Level Limit Line Margin (dB) Read Level Ant Factor Cable Loss Preamp Factor APos TPos Remark MHz dBuV/m dBuV/m dBuV dB/m dB dB cm deg 1 2484.76 36.76 54.00 -17.24 32.35 32.58 5.94 34.11 308 235 AVERAGE	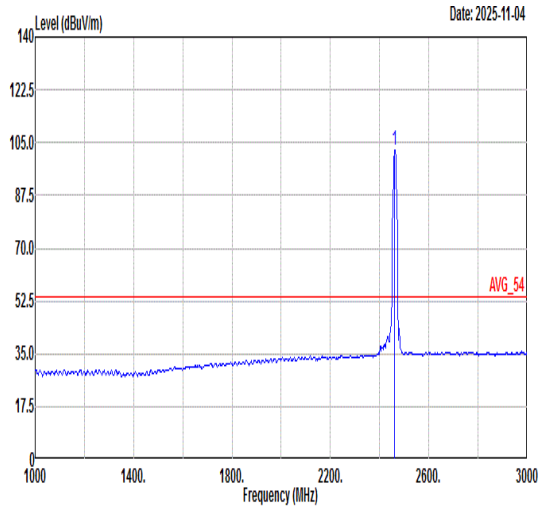 Freq Level Limit Line Margin (dB) Read Level Ant Factor Cable Loss Preamp Factor APos TPos Remark MHz dBuV/m dBuV/m dBuV dB/m dB dB cm deg 1 2462.00 102.30 ------ ------ 98.20 32.54 5.68 34.12 308 235 AVERAGE

Mode	3	
	Band Edge	
	2400-2483.5_802.11b_CH11_2462MHz	
ANT	24+23	
Pol.	Vertical	Fundamental
Peak	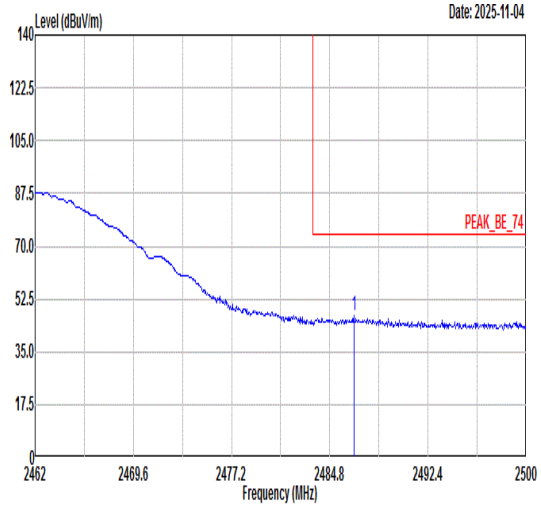 Freq Level Limit Line Margin (dB) Read Level Ant Factor Cable Loss Preamp Factor APos TPos Remark 1 2486.66 46.80 74.00 -27.20 42.40 32.58 5.93 34.11 100 124 PEAK	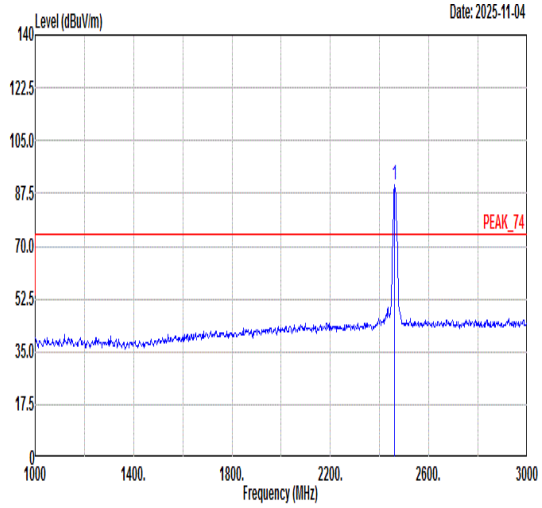 Freq Level Limit Line Margin (dB) Read Level Ant Factor Cable Loss Preamp Factor APos TPos Remark 1 2462.00 90.26 ------ ------ 86.16 32.54 5.68 34.12 100 124 PEAK
Avg	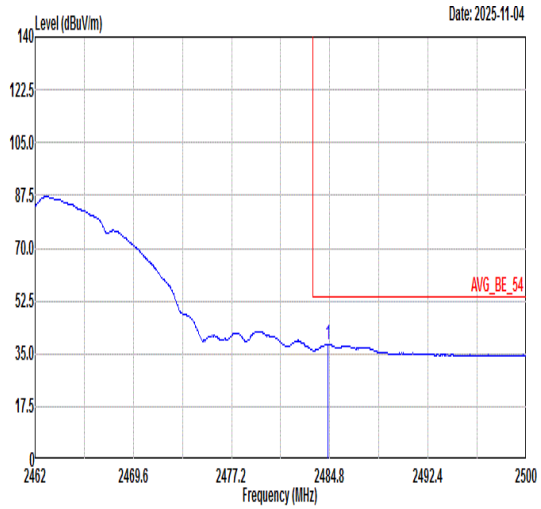 Freq Level Limit Line Margin (dB) Read Level Ant Factor Cable Loss Preamp Factor APos TPos Remark 1 2484.65 38.23 54.00 -15.77 33.82 32.58 5.94 34.11 100 124 AVERAGE	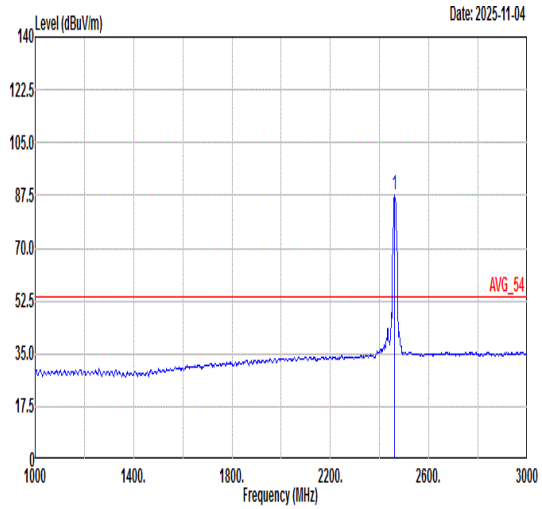 Freq Level Limit Line Margin (dB) Read Level Ant Factor Cable Loss Preamp Factor APos TPos Remark 1 2462.00 87.76 ------ ------ 83.66 32.54 5.68 34.12 100 124 AVERAGE

Mode	3	
	Harmonic	
	2400-2483.5_802.11b_CH11_2462MHz	
ANT	24+23	
Pol.	Horizontal	Vertical
Peak Avg	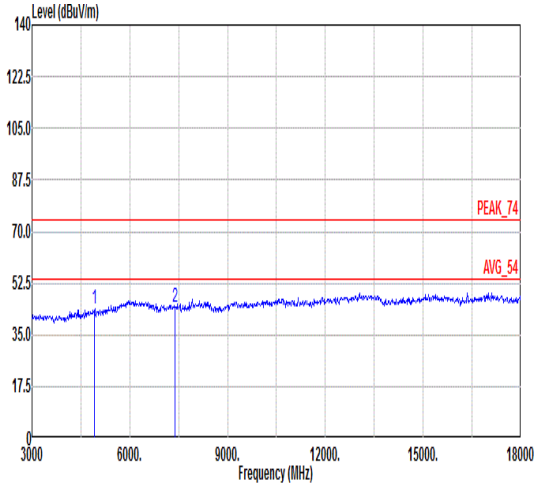 Freq Level Limit Line Margin Read Level Ant Factor Cable Loss Preamp Factor APos TPos Remark MHz dBuV/m dBuV/m dB dBuV dB/m dB dB cm deg 1 4924.00 43.67 74.00 -30.33 63.34 36.58 8.57 64.82 --- --- Peak 2 7386.00 44.12 74.00 -29.88 62.11 36.81 10.18 64.98 --- --- Peak	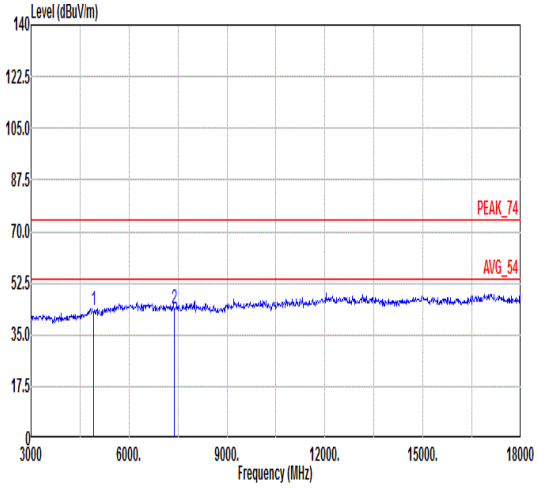 Freq Level Limit Line Margin Read Level Ant Factor Cable Loss Preamp Factor APos TPos Remark MHz dBuV/m dBuV/m dB dBuV dB/m dB dB cm deg 1 4924.00 43.15 74.00 -30.85 62.82 36.58 8.57 64.82 --- --- Peak 2 7386.00 43.89 74.00 -30.11 61.88 36.81 10.18 64.98 --- --- Peak

Mode	4	
	Band Edge	
	2400-2483.5_802.11b_CH12_2467MHz	
ANT	24+23	
Pol.	Horizontal	Fundamental
Peak	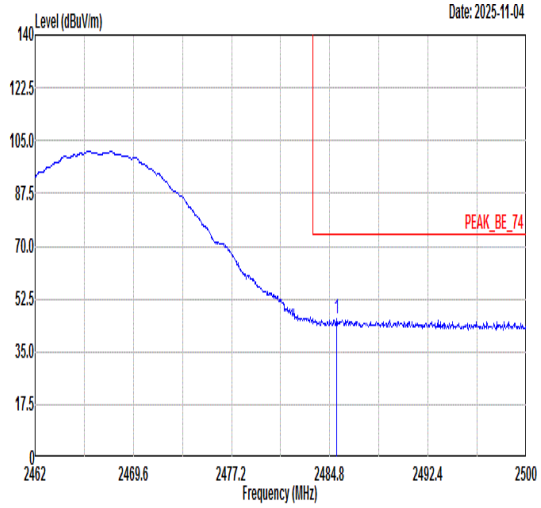 Freq Level Limit Line Margin (dB) Read Level Ant Factor Cable Loss Preamp Factor APos TPos Remark MHz dBuV/m dBuV/m dBuV dB/m dB dB cm deg 1 2485.33 45.81 74.00 -28.19 41.40 32.58 5.94 34.11 309 217 PEAK	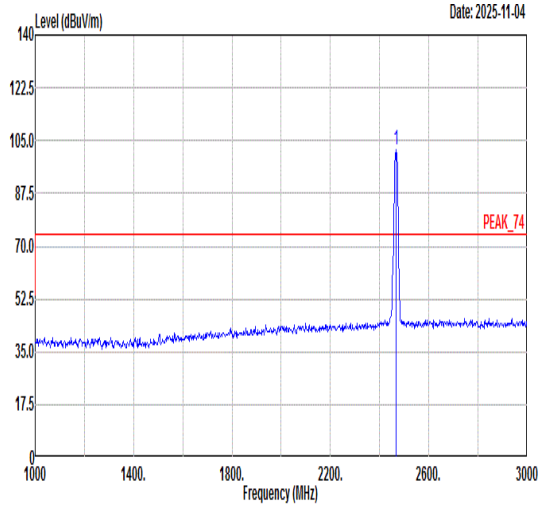 Freq Level Limit Line Margin (dB) Read Level Ant Factor Cable Loss Preamp Factor APos TPos Remark MHz dBuV/m dBuV/m dBuV dB/m dB dB cm deg 1 2467.00 102.11 ------ ------ 97.94 32.55 5.73 34.11 309 217 PEAK
Avg	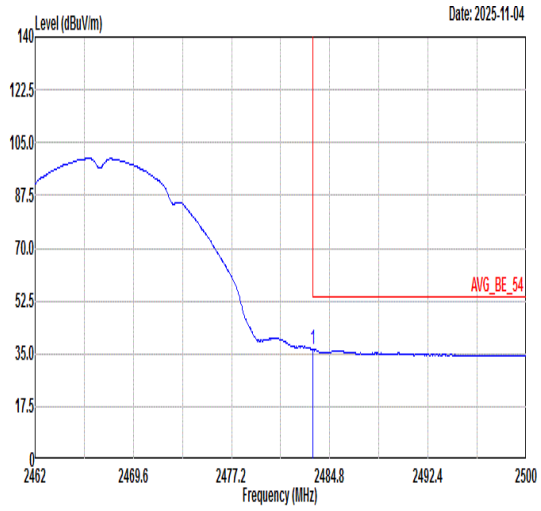 Freq Level Limit Line Margin (dB) Read Level Ant Factor Cable Loss Preamp Factor APos TPos Remark MHz dBuV/m dBuV/m dBuV dB/m dB dB cm deg 1 2483.51 36.37 54.00 -17.63 31.96 32.57 5.95 34.11 309 217 AVERAGE	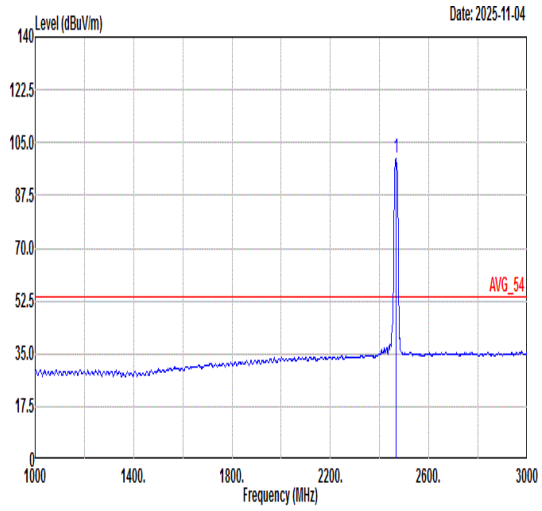 Freq Level Limit Line Margin (dB) Read Level Ant Factor Cable Loss Preamp Factor APos TPos Remark MHz dBuV/m dBuV/m dBuV dB/m dB dB cm deg 1 2467.00 99.66 ------ ------ 95.49 32.55 5.73 34.11 309 217 AVERAGE

Mode	4	
	Band Edge	
	2400-2483.5_802.11b_CH12_2467MHz	
ANT	24+23	
Pol.	Vertical	Fundamental
Peak	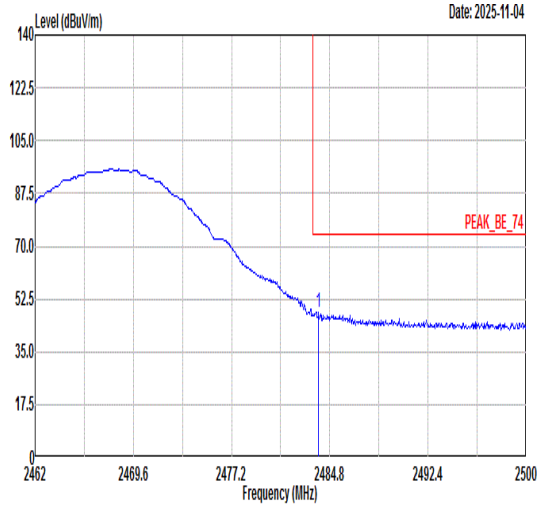 Freq Level Limit Line Margin (dB) Read Level Ant Factor Cable Loss Preamp Factor APos TPos Remark MHz dBuV/m dBuV/m dBuV dB/m dB dB cm deg 1 2483.93 47.92 74.00 -26.08 43.52 32.57 5.94 34.11 105 133 PEAK	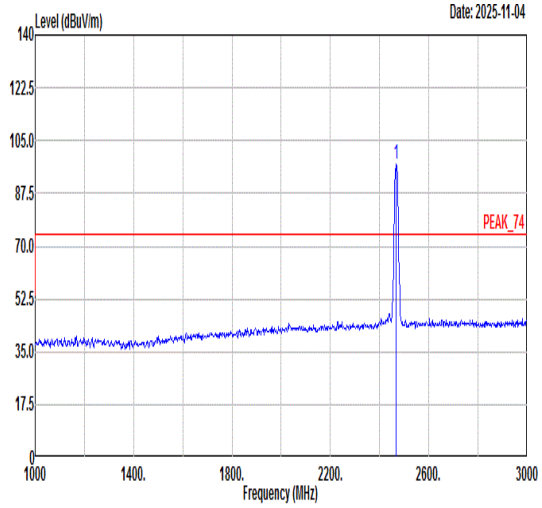 Freq Level Limit Line Margin (dB) Read Level Ant Factor Cable Loss Preamp Factor APos TPos Remark MHz dBuV/m dBuV/m dBuV dB/m dB dB cm deg 1 2467.00 97.28 ------ ------ 93.08 32.55 5.76 34.11 105 133 PEAK
Avg	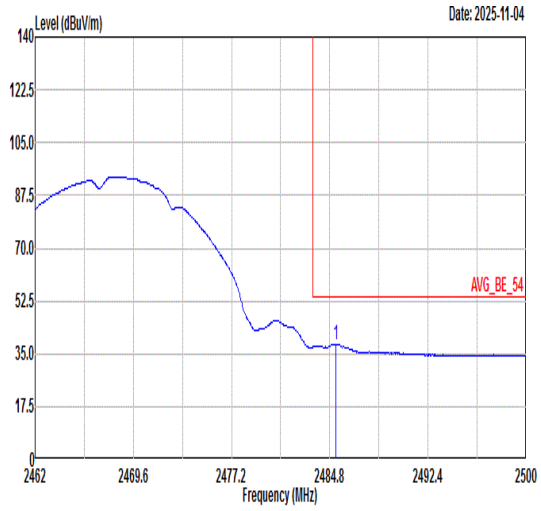 Freq Level Limit Line Margin (dB) Read Level Ant Factor Cable Loss Preamp Factor APos TPos Remark MHz dBuV/m dBuV/m dBuV dB/m dB dB cm deg 1 2485.26 38.30 54.00 -15.70 33.89 32.58 5.94 34.11 105 133 AVERAGE	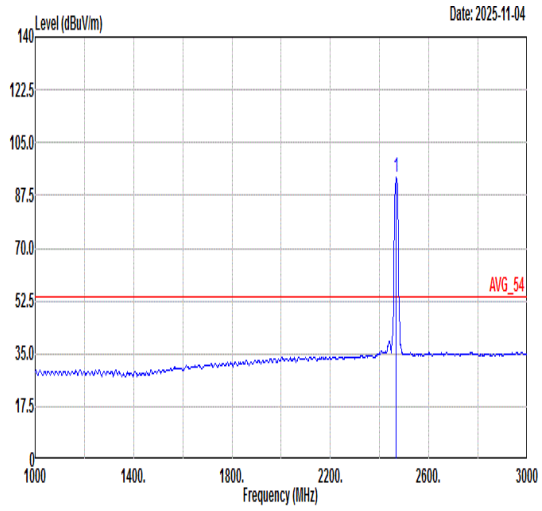 Freq Level Limit Line Margin (dB) Read Level Ant Factor Cable Loss Preamp Factor APos TPos Remark MHz dBuV/m dBuV/m dBuV dB/m dB dB cm deg 1 2467.00 93.37 ------ ------ 89.17 32.55 5.76 34.11 105 133 AVERAGE

Mode	4	
	Harmonic	
	2400-2483.5_802.11b_CH12_2467MHz	
ANT	24+23	
Pol.	Horizontal	Vertical
Peak Avg	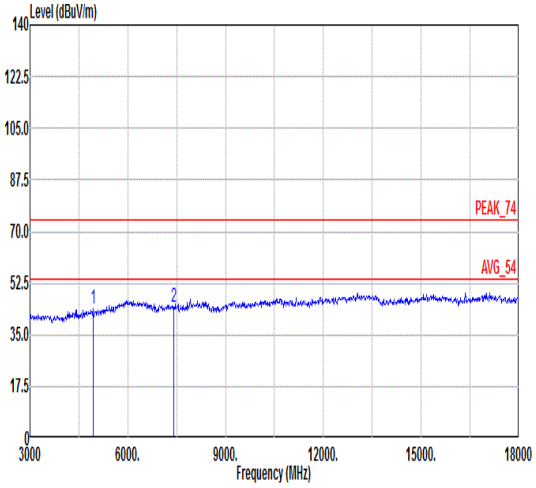 Freq Level Limit Line Margin Read Level Ant Factor Cable Loss Preamp Factor APos TPos Remark MHz dBuV/m dBuV/m dB dBuV dB/m dB dB cm deg 1 4934.00 43.67 74.00 -30.33 63.35 36.59 8.54 64.81 --- --- Peak 2 7401.00 44.22 74.00 -29.78 62.22 36.80 10.18 64.98 --- --- Peak	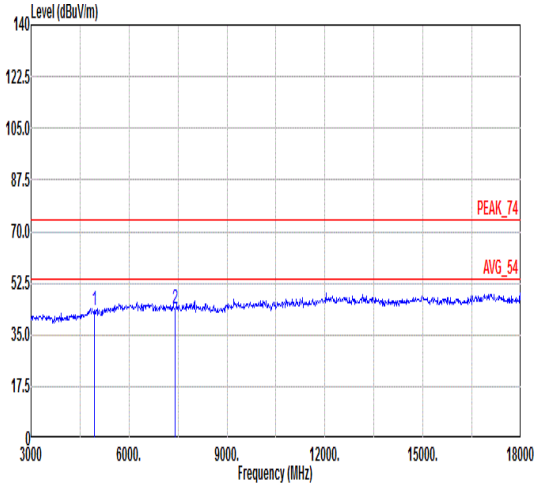 Freq Level Limit Line Margin Read Level Ant Factor Cable Loss Preamp Factor APos TPos Remark MHz dBuV/m dBuV/m dB dBuV dB/m dB dB cm deg 1 4934.00 43.15 74.00 -30.85 62.83 36.59 8.54 64.81 --- --- Peak 2 7401.00 43.94 74.00 -30.06 61.94 36.80 10.18 64.98 --- --- Peak

Mode	5	
	Band Edge	
	2400-2483.5_802.11g_CH01_2412MHz	
ANT	24+23	
Pol.	Horizontal	Fundamental
Peak	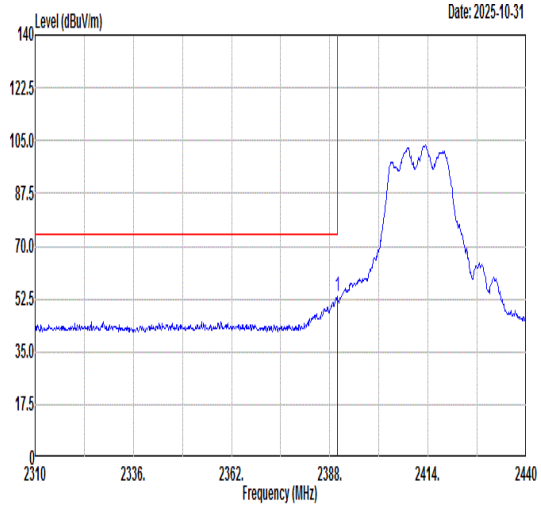 Freq Level Limit Line Margin (dB) Read Level Ant Factor Cable Loss Preamp Factor APos TPos Remark MHz dBuV/m dBuV/m dBuV dB/m dB dB cm deg 1 2389.95 53.58 74.00 -20.42 49.94 32.42 5.36 34.14 326 304 PEAK	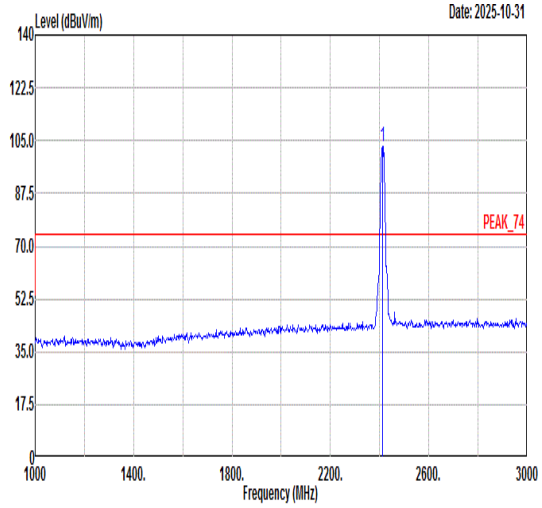 Freq Level Limit Line Margin (dB) Read Level Ant Factor Cable Loss Preamp Factor APos TPos Remark MHz dBuV/m dBuV/m dBuV dB/m dB dB cm deg 1 2412.00 103.09 ------ ------ 99.38 32.46 5.38 34.13 326 304 PEAK
Avg	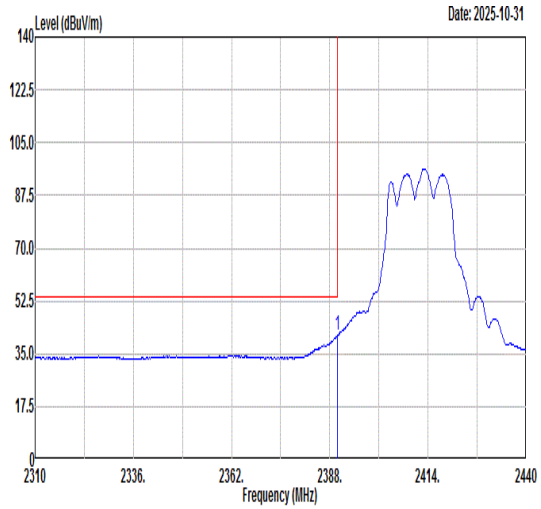 Freq Level Limit Line Margin (dB) Read Level Ant Factor Cable Loss Preamp Factor APos TPos Remark MHz dBuV/m dBuV/m dBuV dB/m dB dB cm deg 1 2389.95 41.26 54.00 -12.74 37.62 32.42 5.36 34.14 326 304 AVERAGE	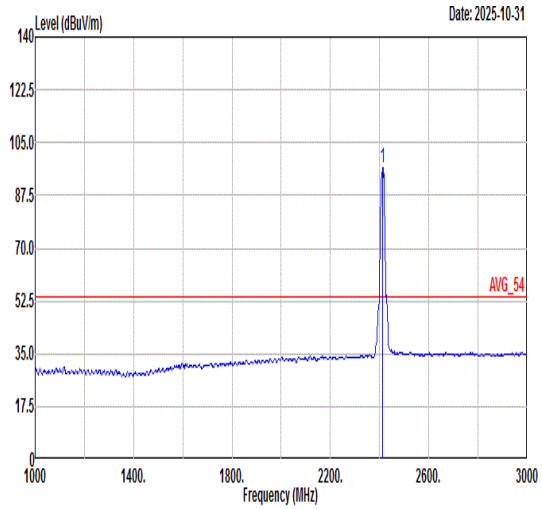 Freq Level Limit Line Margin (dB) Read Level Ant Factor Cable Loss Preamp Factor APos TPos Remark MHz dBuV/m dBuV/m dBuV dB/m dB dB cm deg 1 2412.00 96.55 ------ ------ 92.85 32.46 5.38 34.14 326 304 AVERAGE

Mode	5	
	Band Edge	
	2400-2483.5_802.11g_CH01_2412MHz	
ANT	24+23	
Pol.	Vertical	Fundamental
Peak	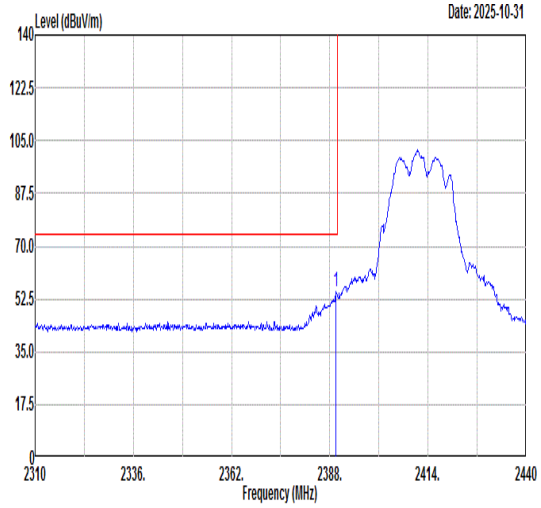 Freq Level Limit Line Margin (dB) Read Level Ant Factor Cable Loss Preamp Factor APos TPos Remark MHz dBuV/m dBuV/m dBuV dB/m dB dB cm deg 1 2389.69 54.88 74.00 -19.12 51.24 32.42 5.36 34.14 314 53 PEAK	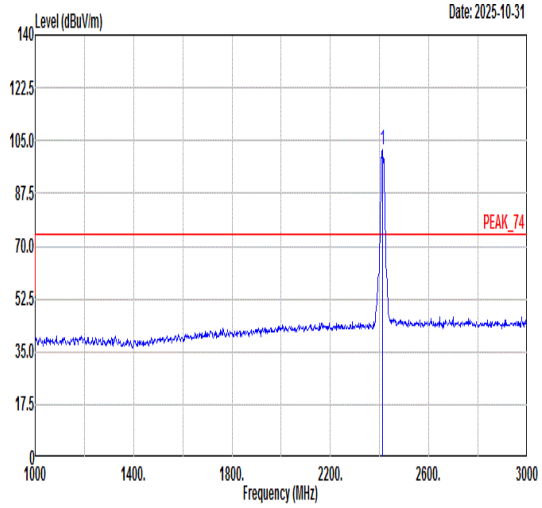 Freq Level Limit Line Margin (dB) Read Level Ant Factor Cable Loss Preamp Factor APos TPos Remark MHz dBuV/m dBuV/m dBuV dB/m dB dB cm deg 1 2412.00 101.88 ------ ------ 98.18 32.46 5.38 34.14 314 53 PEAK
Avg	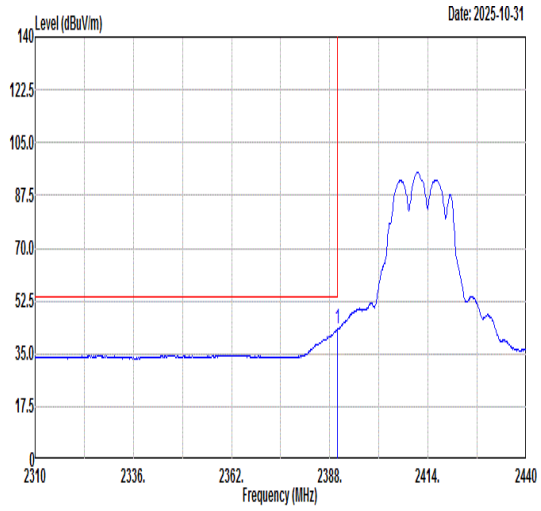 Freq Level Limit Line Margin (dB) Read Level Ant Factor Cable Loss Preamp Factor APos TPos Remark MHz dBuV/m dBuV/m dBuV dB/m dB dB cm deg 1 2389.95 43.07 54.00 -10.93 39.43 32.42 5.36 34.14 314 53 AVERAGE	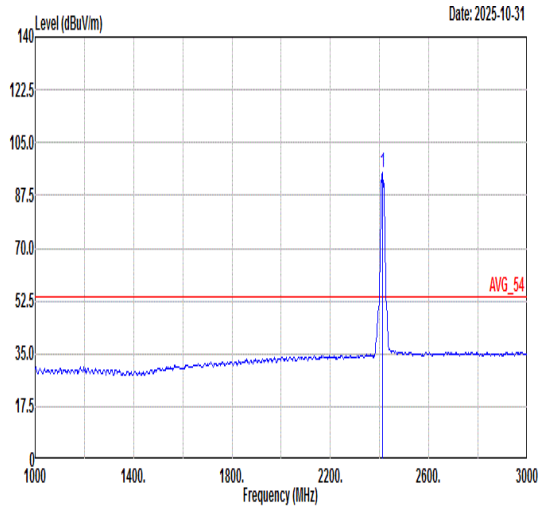 Freq Level Limit Line Margin (dB) Read Level Ant Factor Cable Loss Preamp Factor APos TPos Remark MHz dBuV/m dBuV/m dBuV dB/m dB dB cm deg 1 2412.00 95.13 ------ ------ 91.43 32.46 5.38 34.14 314 53 AVERAGE

Mode	5	
	Harmonic	
	2400-2483.5_802.11g_CH01_2412MHz	
ANT	24+23	
Pol.	Horizontal	Vertical
Peak Avg	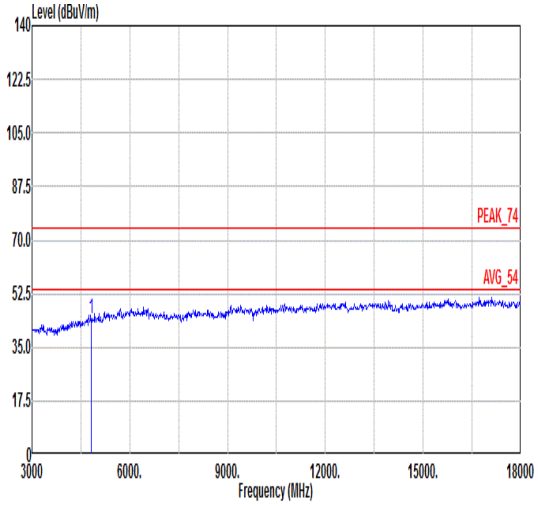 Freq Level Limit Line Margin Read Level Ant Factor Cable Loss Preamp Factor APos TPos Remark MHz dBuV/m dBuV/m dB dBuV dB/m dB dB cm deg 1 4824.00 44.35 74.00 -29.65 65.29 35.02 8.88 64.84 --- --- Peak	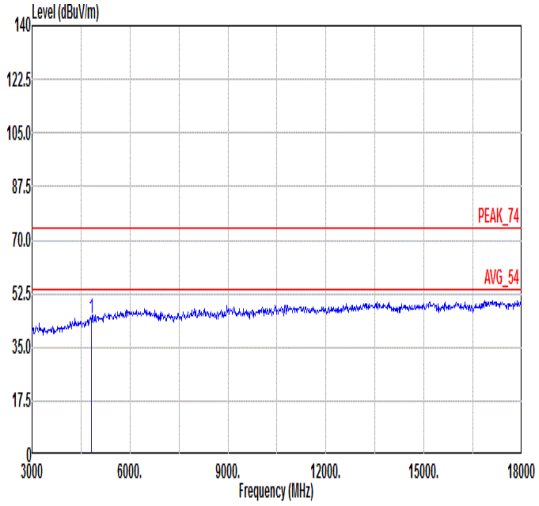 Freq Level Limit Line Margin Read Level Ant Factor Cable Loss Preamp Factor APos TPos Remark MHz dBuV/m dBuV/m dB dBuV dB/m dB dB cm deg 1 4824.00 44.16 74.00 -29.84 65.10 35.02 8.88 64.84 --- --- Peak

Mode	6	
	Band Edge - L	
	2400-2483.5_802.11g_CH06_2437MHz	
ANT	24+23	
Pol.	Horizontal	Fundamental
Peak	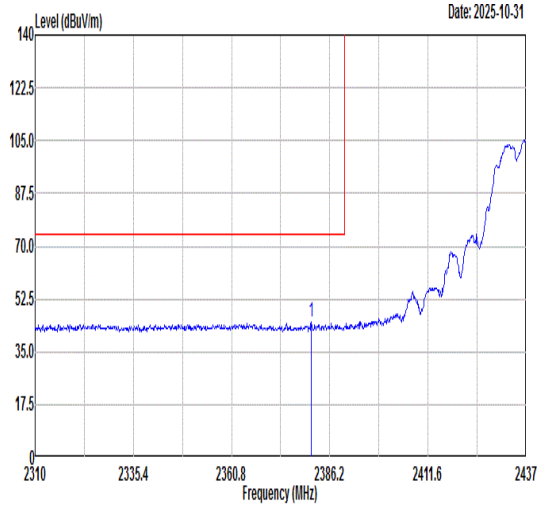 Freq Level Limit Line Margin (dB) Read Level Ant Factor Cable Loss Preamp Factor APos TPos Remark MHz dBuV/m dBuV/m dBuV dB/m dB dB cm deg 1 2381.37 45.10 74.00 -28.90 41.49 32.41 5.35 34.15 318 308 PEAK	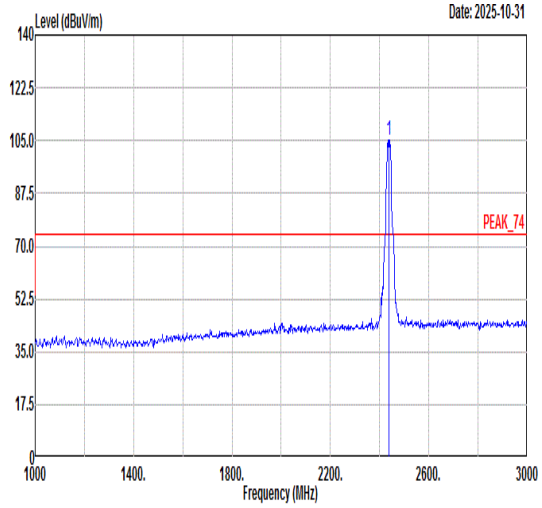 Freq Level Limit Line Margin (dB) Read Level Ant Factor Cable Loss Preamp Factor APos TPos Remark MHz dBuV/m dBuV/m dBuV dB/m dB dB cm deg 1 2437.00 105.11 ------ ------ 101.33 32.50 5.41 34.13 318 308 PEAK
Avg	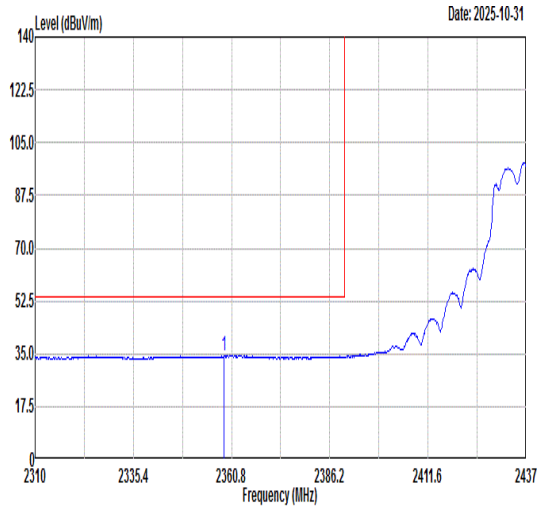 Freq Level Limit Line Margin (dB) Read Level Ant Factor Cable Loss Preamp Factor APos TPos Remark MHz dBuV/m dBuV/m dBuV dB/m dB dB cm deg 1 2358.90 34.41 54.00 -19.59 30.87 32.37 5.33 34.16 318 308 AVERAGE	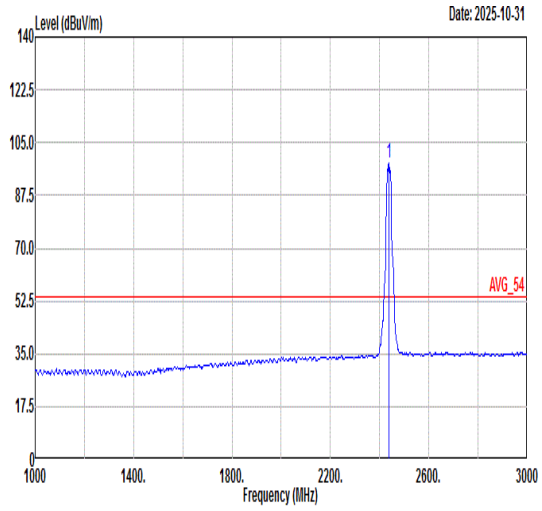 Freq Level Limit Line Margin (dB) Read Level Ant Factor Cable Loss Preamp Factor APos TPos Remark MHz dBuV/m dBuV/m dBuV dB/m dB dB cm deg 1 2437.00 98.25 ------ ------ 94.46 32.50 5.41 34.12 318 308 AVERAGE

Mode	6	
	Band Edge - R	
	2400-2483.5_802.11g_CH06_2437MHz	
ANT	24+23	
Pol.	Horizontal	Fundamental
Peak	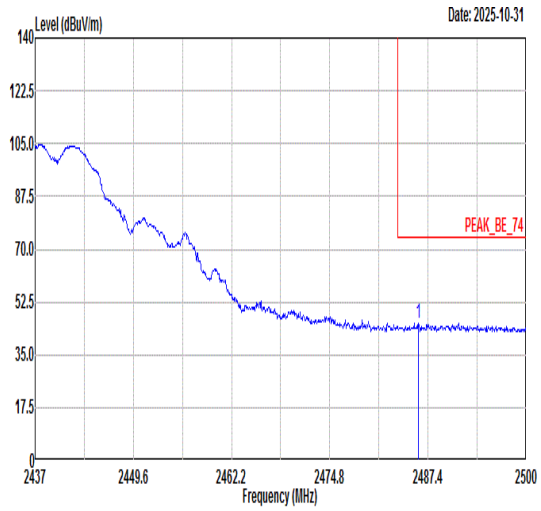 Freq Level Limit Line Margin (dB) Read Level Ant Factor Cable Loss Preamp Factor APos TPos Remark MHz dBuV/m dBuV/m dBuV dB/m dB dB cm deg 1 2486.20 45.41 74.00 -28.59 41.00 32.58 5.94 34.11 318 308 PEAK	Blank
Avg	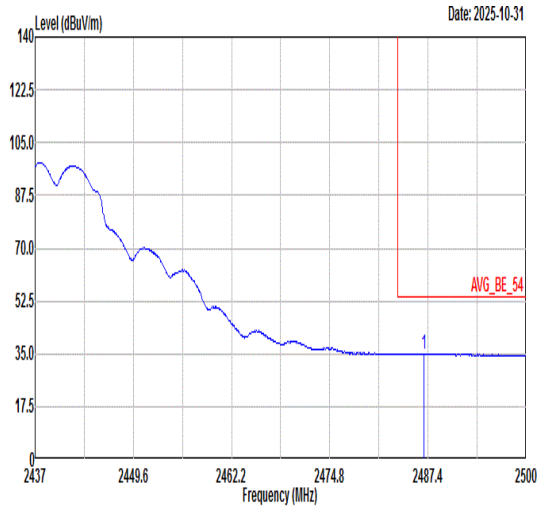 Freq Level Limit Line Margin (dB) Read Level Ant Factor Cable Loss Preamp Factor APos TPos Remark MHz dBuV/m dBuV/m dBuV dB/m dB dB cm deg 1 2486.83 35.12 54.00 -18.88 30.72 32.58 5.93 34.11 318 308 AVERAGE	Blank

Mode	6	
	Band Edge - L	
	2400-2483.5_802.11g_CH06_2437MHz	
ANT	24+23	
Pol.	Vertical	Fundamental
Peak	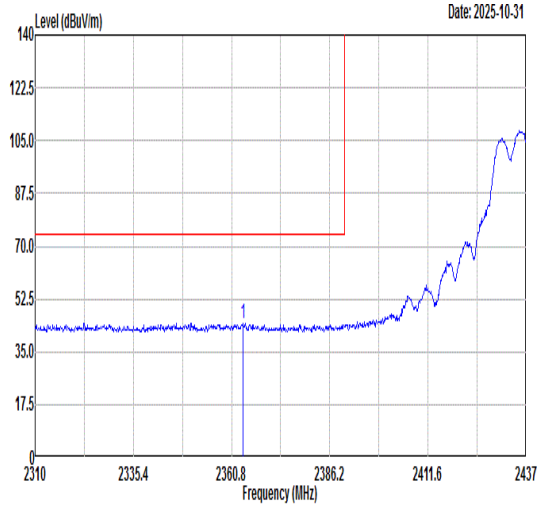 Freq Level Limit Line Margin (dB) Read Level Ant Factor Cable Loss Preamp Factor APos TPos Remark MHz dBuV/m dBuV/m dBuV dB/m dB dB cm deg 1 2363.72 44.46 74.00 -29.54 40.89 32.38 5.34 34.15 184 60 PEAK	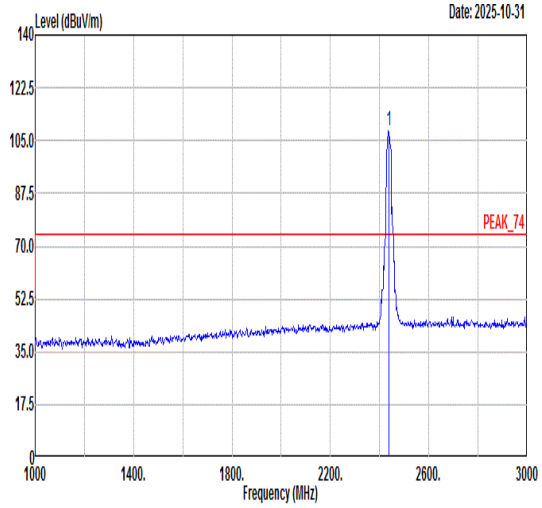 Freq Level Limit Line Margin (dB) Read Level Ant Factor Cable Loss Preamp Factor APos TPos Remark MHz dBuV/m dBuV/m dBuV dB/m dB dB cm deg 1 2437.00 108.14 ------ ------ 104.36 32.50 5.41 34.13 184 60 PEAK
Avg	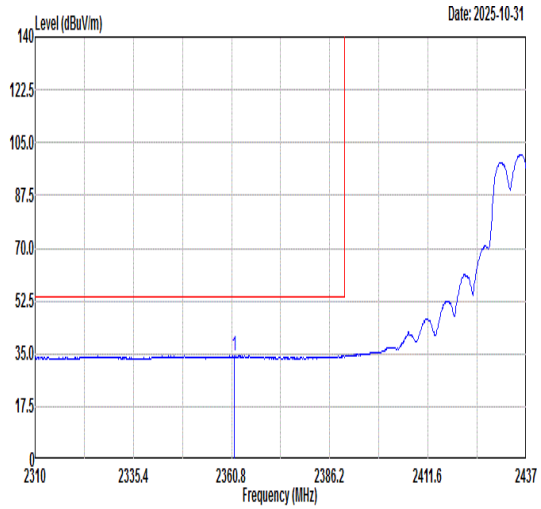 Freq Level Limit Line Margin (dB) Read Level Ant Factor Cable Loss Preamp Factor APos TPos Remark MHz dBuV/m dBuV/m dBuV dB/m dB dB cm deg 1 2361.44 34.34 54.00 -19.66 30.78 32.38 5.34 34.16 184 60 AVERAGE	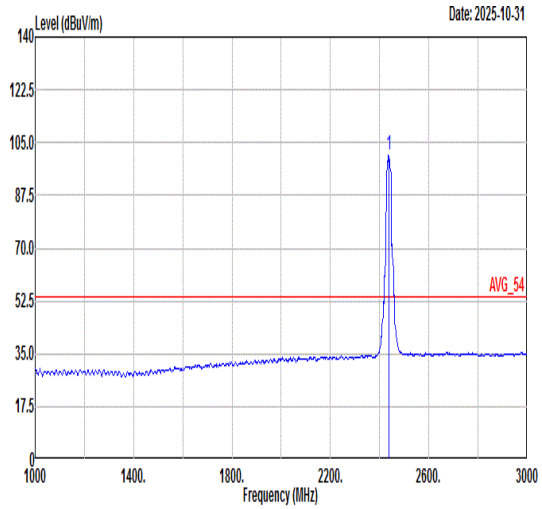 Freq Level Limit Line Margin (dB) Read Level Ant Factor Cable Loss Preamp Factor APos TPos Remark MHz dBuV/m dBuV/m dBuV dB/m dB dB cm deg 1 2437.00 100.72 ------ ------ 96.94 32.50 5.41 34.13 184 60 AVERAGE

Mode	6	
	Band Edge - R	
	2400-2483.5_802.11g_CH06_2437MHz	
ANT	24+23	
Pol.	Vertical	Fundamental
Peak	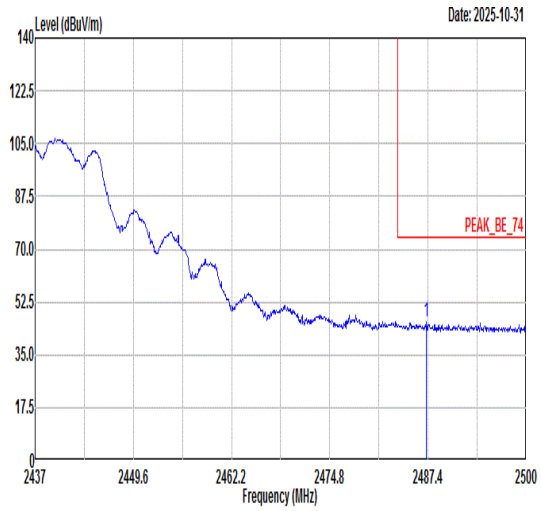 Freq Level Limit Line Margin (dB) Read Level Ant Factor Cable Loss Preamp Factor APos TPos Remark MHz dBuV/m dBuV/m dBuV dB/m dB dB cm deg 1 2487.21 45.83 74.00 -28.17 41.43 32.58 5.93 34.11 184 60 PEAK	Blank
Avg	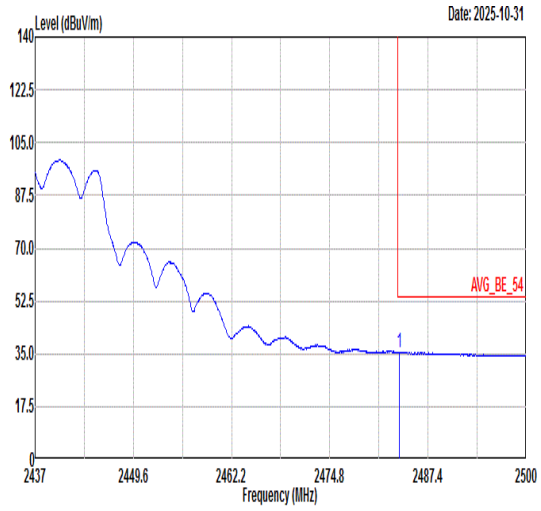 Freq Level Limit Line Margin (dB) Read Level Ant Factor Cable Loss Preamp Factor APos TPos Remark MHz dBuV/m dBuV/m dBuV dB/m dB dB cm deg 1 2483.75 35.50 54.00 -18.50 31.09 32.57 5.95 34.11 184 60 AVERAGE	Blank

Mode	6	
	Harmonic	
	2400-2483.5_802.11g_CH06_2437MHz	
ANT	24+23	
Pol.	Horizontal	Vertical
Peak Avg	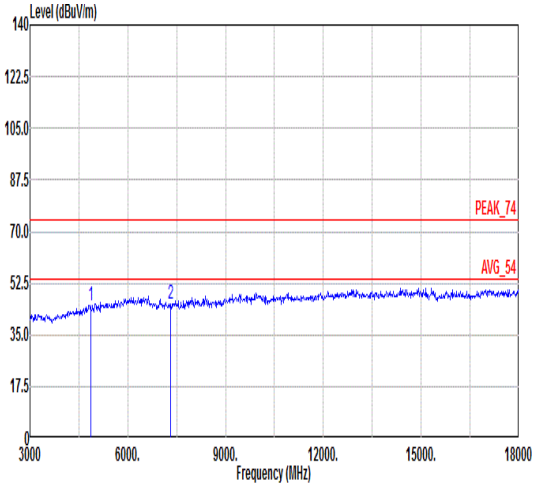 Freq Level Limit Line Margin Read Level Ant Factor Cable Loss Preamp Factor APos TPos Remark MHz dBuV/m dBuV/m dB dBuV dB/m dB dB cm deg 1 4874.00 45.05 74.00 -28.95 66.09 35.07 8.72 64.83 --- --- Peak 2 7311.00 45.20 74.00 -28.80 63.93 36.10 10.18 65.01 --- --- Peak	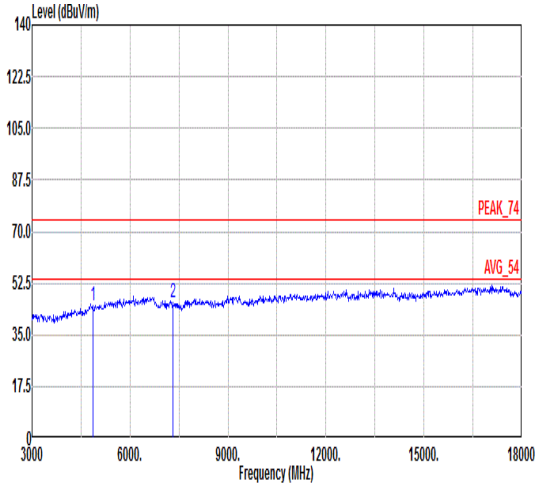 Freq Level Limit Line Margin Read Level Ant Factor Cable Loss Preamp Factor APos TPos Remark MHz dBuV/m dBuV/m dB dBuV dB/m dB dB cm deg 1 4874.00 44.84 74.00 -29.16 65.88 35.07 8.72 64.83 --- --- Peak 2 7311.00 45.82 74.00 -28.18 64.55 36.10 10.18 65.01 --- --- Peak

Mode	7	
	Band Edge	
	2400-2483.5_802.11g_CH11_2462MHz	
ANT	24+23	
Pol.	Horizontal	Fundamental
Peak	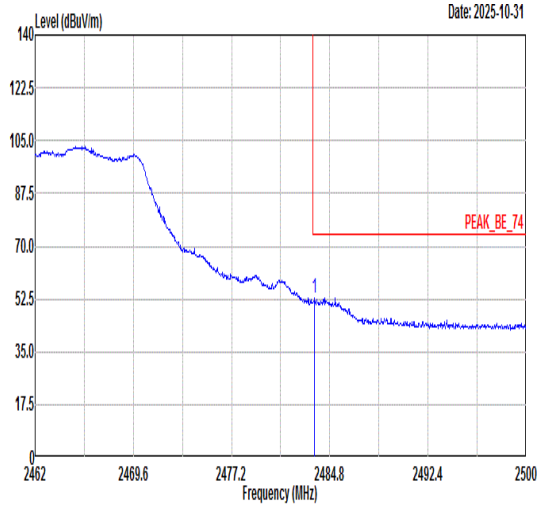 Freq Level Limit Line Margin (dB) Read Level Ant Factor Cable Loss Preamp Factor APos TPos Remark MHz dBuV/m dBuV/m dBuV dB/m dB dB cm deg 1 2483.62 52.83 74.00 -21.17 48.42 32.57 5.95 34.11 153 226 PEAK	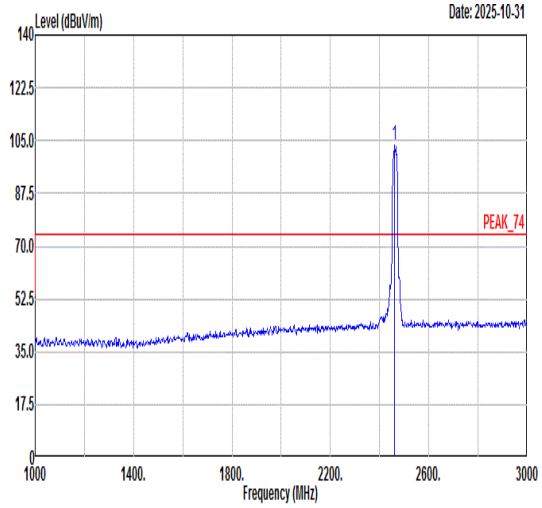 Freq Level Limit Line Margin (dB) Read Level Ant Factor Cable Loss Preamp Factor APos TPos Remark MHz dBuV/m dBuV/m dBuV dB/m dB dB cm deg 1 2462.00 103.63 ------ ------ 99.53 32.54 5.68 34.12 153 226 PEAK
Avg	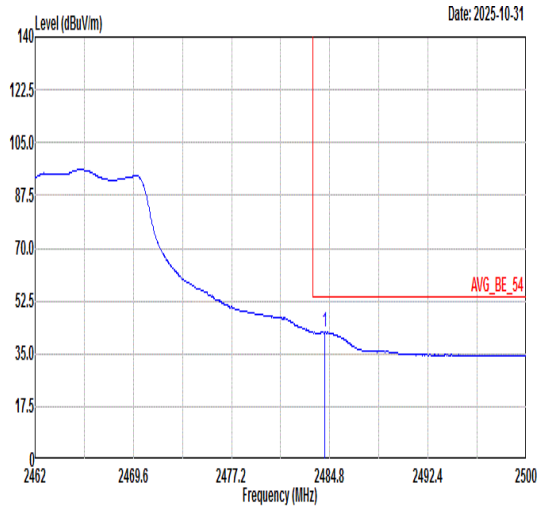 Freq Level Limit Line Margin (dB) Read Level Ant Factor Cable Loss Preamp Factor APos TPos Remark MHz dBuV/m dBuV/m dBuV dB/m dB dB cm deg 1 2484.42 42.24 54.00 -11.76 37.83 32.58 5.94 34.11 153 226 AVERAGE	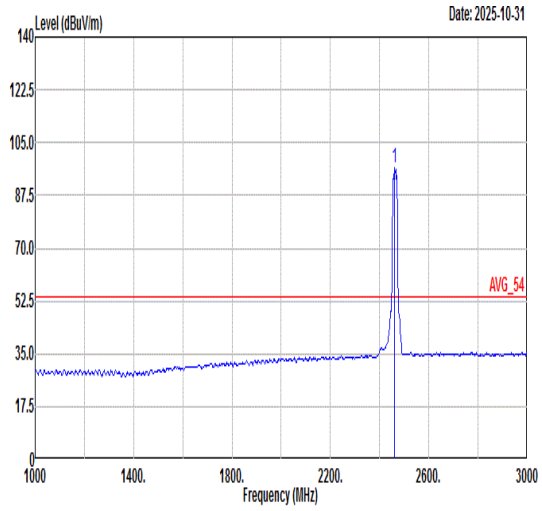 Freq Level Limit Line Margin (dB) Read Level Ant Factor Cable Loss Preamp Factor APos TPos Remark MHz dBuV/m dBuV/m dBuV dB/m dB dB cm deg 1 2462.00 96.88 ------ ------ 92.78 32.54 5.68 34.12 153 226 AVERAGE

Mode	7	
	Band Edge	
	2400-2483.5_802.11g_CH11_2462MHz	
ANT	24+23	
Pol.	Vertical	Fundamental
Peak	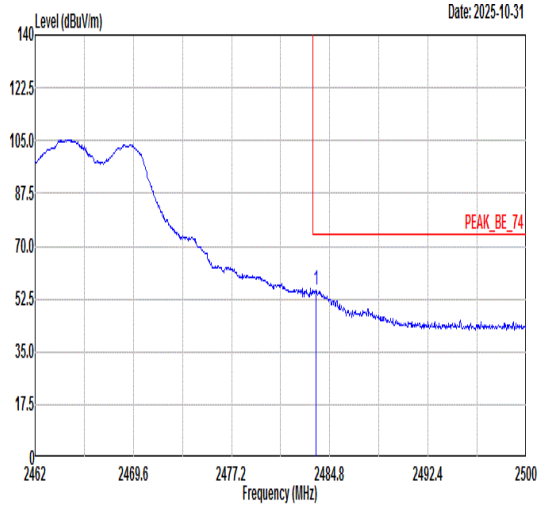 Freq Level Limit Line Margin (dB) Read Level Ant Factor Cable Loss Preamp Factor APos TPos Remark MHz dBuV/m dBuV/m dBuV dB/m dB dB cm deg 1 2483.74 55.33 74.00 -18.67 50.92 32.57 5.95 34.11 257 86 PEAK	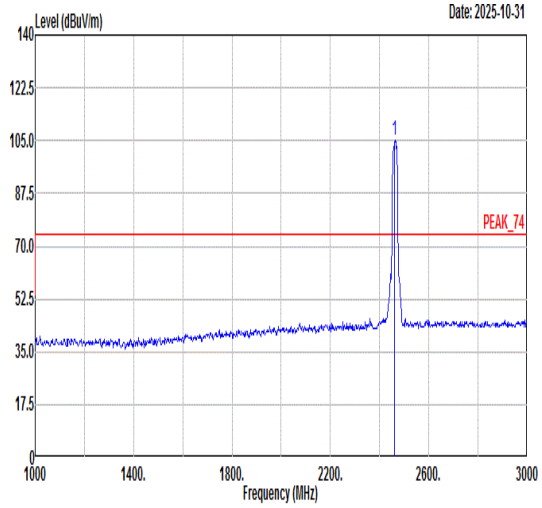 Freq Level Limit Line Margin (dB) Read Level Ant Factor Cable Loss Preamp Factor APos TPos Remark MHz dBuV/m dBuV/m dBuV dB/m dB dB cm deg 1 2462.00 105.30 ------ ------ 101.17 32.54 5.70 34.11 257 86 PEAK
Avg	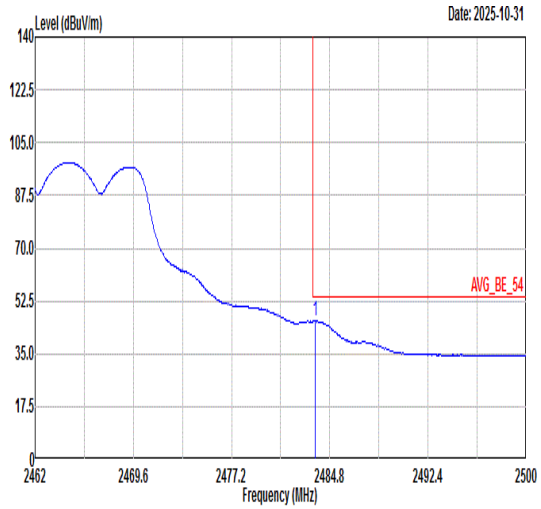 Freq Level Limit Line Margin (dB) Read Level Ant Factor Cable Loss Preamp Factor APos TPos Remark MHz dBuV/m dBuV/m dBuV dB/m dB dB cm deg 1 2483.70 46.01 54.00 -7.99 41.60 32.57 5.95 34.11 257 86 AVERAGE	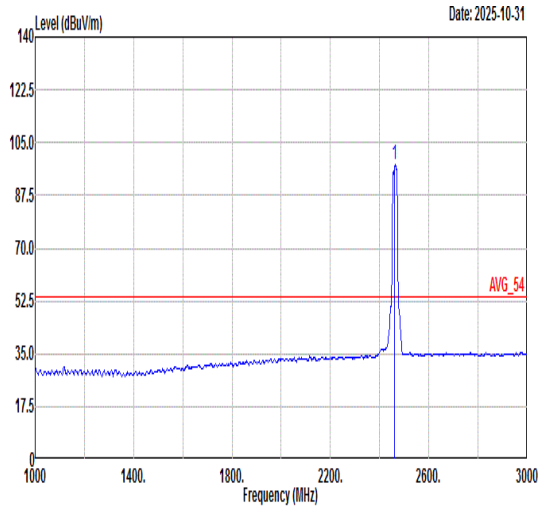 Freq Level Limit Line Margin (dB) Read Level Ant Factor Cable Loss Preamp Factor APos TPos Remark MHz dBuV/m dBuV/m dBuV dB/m dB dB cm deg 1 2462.00 97.77 ------ ------ 93.64 32.54 5.70 34.11 257 86 AVERAGE

Mode	7	
	Harmonic	
	2400-2483.5_802.11g_CH11_2462MHz	
ANT	24+23	
Pol.	Horizontal	Vertical
Peak Avg	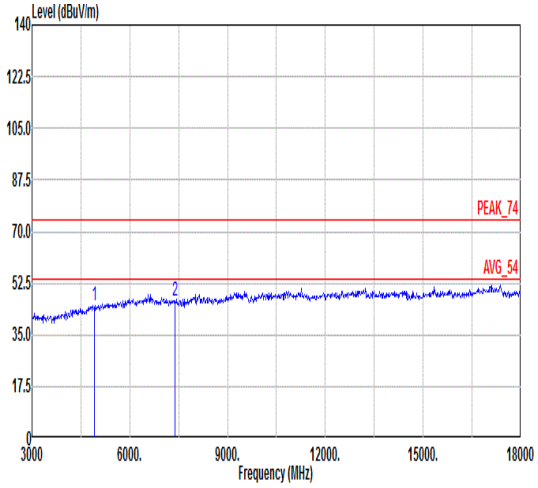 Freq Level Limit Line Margin Read Level Ant Factor Cable Loss Preamp Factor APos TPos Remark MHz dBuV/m dBuV/m dB dBuV dB/m dB dB cm deg 1 4924.00 45.15 74.00 -28.85 66.28 35.12 8.57 64.82 --- --- Peak 2 7386.00 46.72 74.00 -27.28 65.42 36.10 10.18 64.98 --- --- Peak	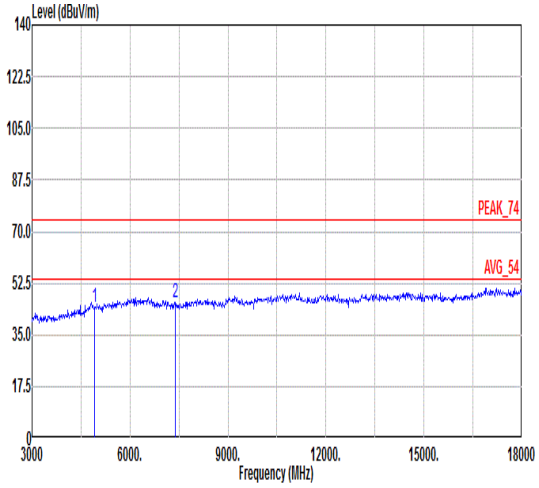 Freq Level Limit Line Margin Read Level Ant Factor Cable Loss Preamp Factor APos TPos Remark MHz dBuV/m dBuV/m dB dBuV dB/m dB dB cm deg 1 4924.00 44.37 74.00 -29.63 65.50 35.12 8.57 64.82 --- --- Peak 2 7386.00 45.79 74.00 -28.21 64.49 36.10 10.18 64.98 --- --- Peak

Mode	8	
	Band Edge	
	2400-2483.5_802.11g_CH12_2467MHz	
ANT	24+23	
Pol.	Horizontal	Fundamental
Peak	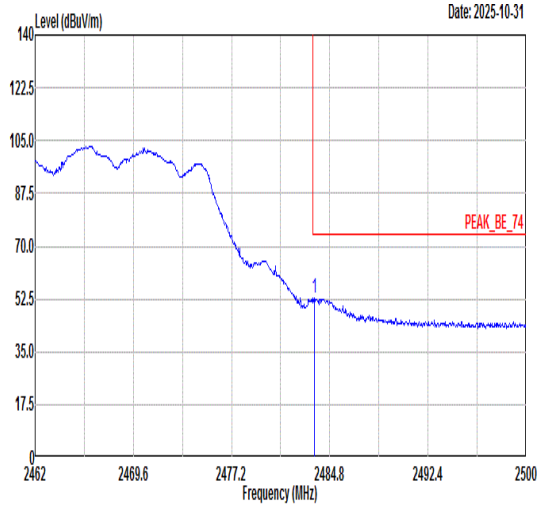 Freq Level Limit Line Margin (dB) Read Level Ant Factor Cable Loss Preamp Factor APos TPos Remark MHz dBuV/m dBuV/m dBuV dB/m dB dB cm deg 1 2483.58 52.99 74.00 -21.01 48.58 32.57 5.95 34.11 300 307 PEAK	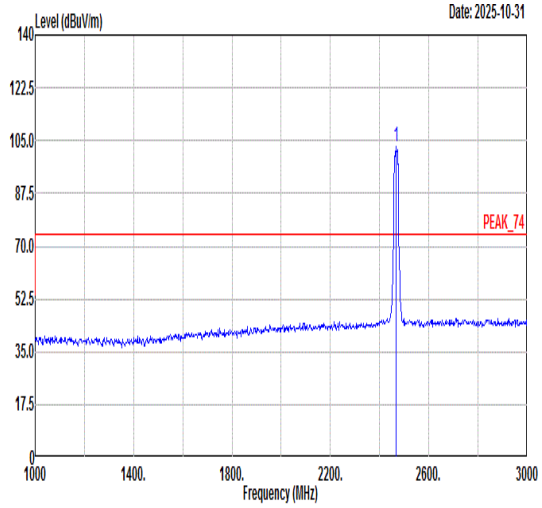 Freq Level Limit Line Margin (dB) Read Level Ant Factor Cable Loss Preamp Factor APos TPos Remark MHz dBuV/m dBuV/m dBuV dB/m dB dB cm deg 1 2467.00 102.89 ------ ------ 98.72 32.55 5.73 34.11 300 307 PEAK
Avg	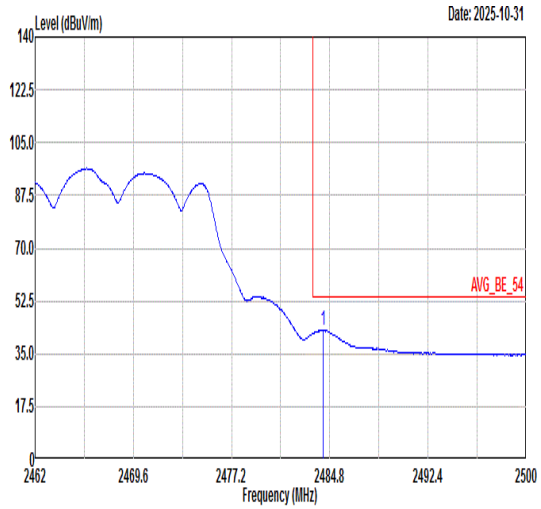 Freq Level Limit Line Margin (dB) Read Level Ant Factor Cable Loss Preamp Factor APos TPos Remark MHz dBuV/m dBuV/m dBuV dB/m dB dB cm deg 1 2484.31 42.80 54.00 -11.20 38.40 32.57 5.94 34.11 300 307 AVERAGE	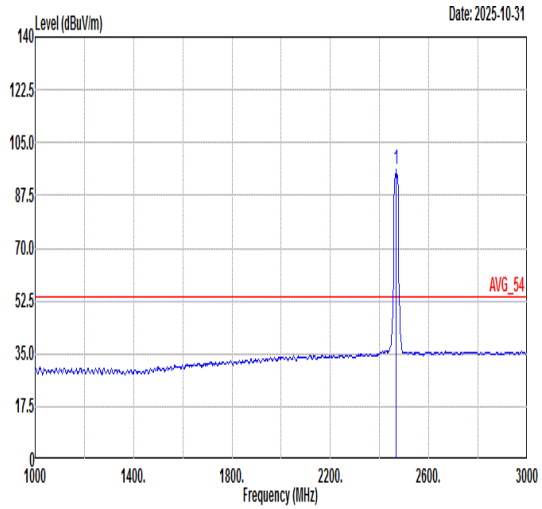 Freq Level Limit Line Margin (dB) Read Level Ant Factor Cable Loss Preamp Factor APos TPos Remark MHz dBuV/m dBuV/m dBuV dB/m dB dB cm deg 1 2467.00 95.91 ------ ------ 91.74 32.55 5.73 34.11 300 307 AVERAGE

Mode	8	
	Band Edge	
	2400-2483.5_802.11g_CH12_2467MHz	
ANT	24+23	
Pol.	Vertical	Fundamental
Peak	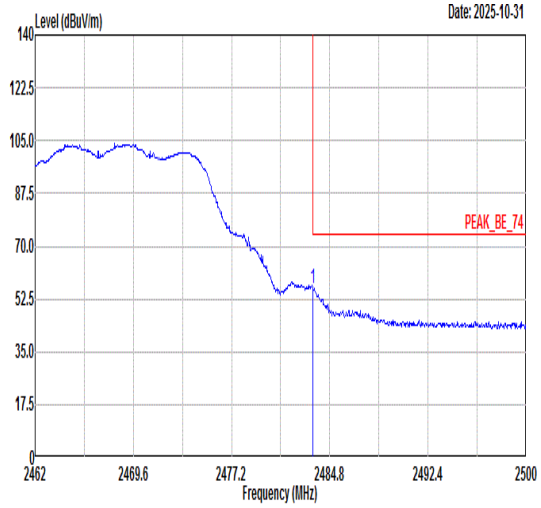 Freq Level Limit Line Margin (dB) Read Level Ant Factor Cable Loss Preamp Factor APos TPos Remark MHz dBuV/m dBuV/m dBuV dB/m dB dB cm deg 1 2483.51 56.21 74.00 -17.79 51.80 32.57 5.95 34.11 148 91 PEAK	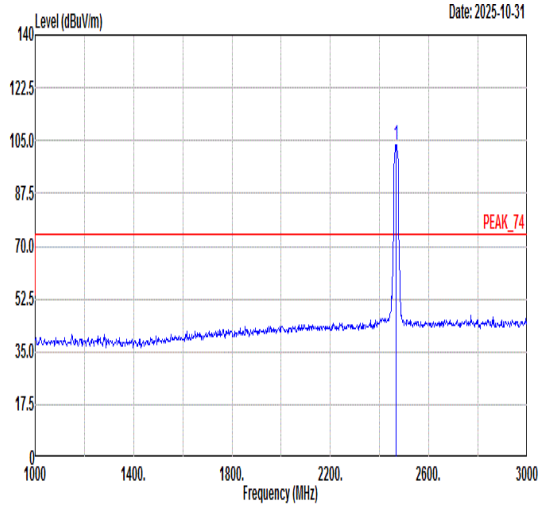 Freq Level Limit Line Margin (dB) Read Level Ant Factor Cable Loss Preamp Factor APos TPos Remark MHz dBuV/m dBuV/m dBuV dB/m dB dB cm deg 1 2467.00 103.72 ------ ------ 99.49 32.55 5.79 34.11 148 91 PEAK
Avg	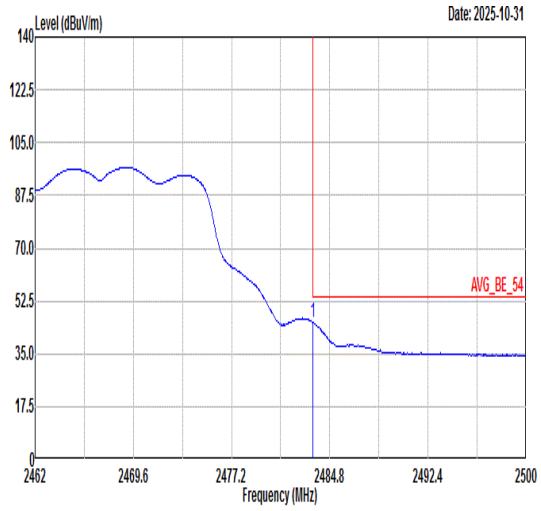 Freq Level Limit Line Margin (dB) Read Level Ant Factor Cable Loss Preamp Factor APos TPos Remark MHz dBuV/m dBuV/m dBuV dB/m dB dB cm deg 1 2483.51 45.29 54.00 -8.71 40.88 32.57 5.95 34.11 148 91 AVERAGE	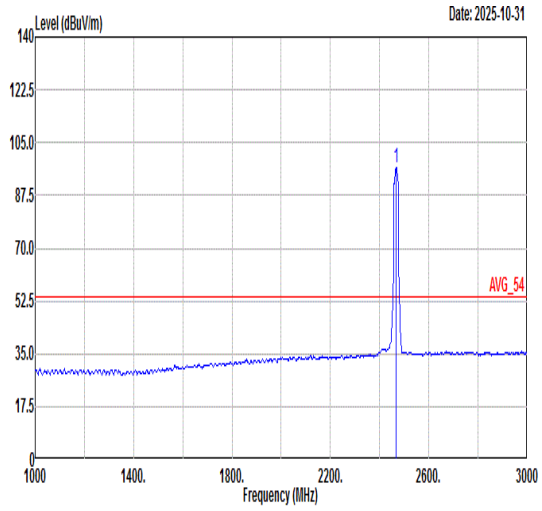 Freq Level Limit Line Margin (dB) Read Level Ant Factor Cable Loss Preamp Factor APos TPos Remark MHz dBuV/m dBuV/m dBuV dB/m dB dB cm deg 1 2467.00 96.59 ------ ------ 92.39 32.55 5.76 34.11 148 91 AVERAGE

Mode	8	
	Harmonic	
	2400-2483.5_802.11g_CH12_2467MHz	
ANT	24+23	
Pol.	Horizontal	Vertical
Peak Avg	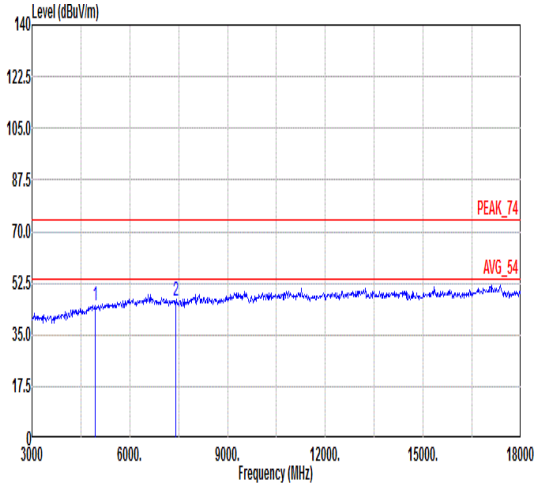 Freq Level Limit Line Margin Read Level Ant Factor Cable Loss Preamp Factor APos TPos Remark MHz dBuV/m dBuV/m dB dBuV dB/m dB dB cm deg 1 4934.00 45.15 74.00 -28.85 66.29 35.13 8.54 64.81 --- --- Peak 2 7401.00 46.72 74.00 -27.28 65.42 36.10 10.18 64.98 --- --- Peak	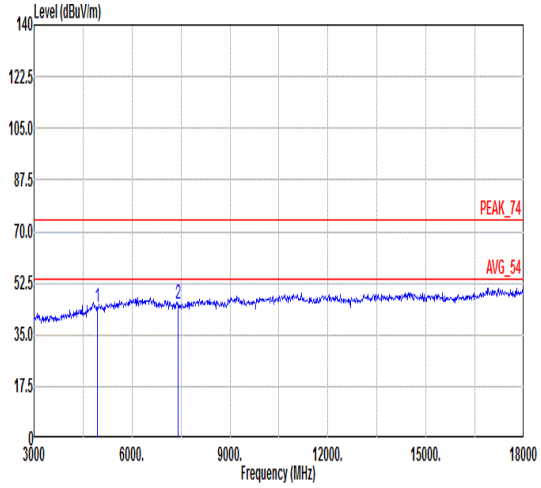 Freq Level Limit Line Margin Read Level Ant Factor Cable Loss Preamp Factor APos TPos Remark MHz dBuV/m dBuV/m dB dBuV dB/m dB dB cm deg 1 4934.00 44.37 74.00 -29.63 65.51 35.13 8.54 64.81 --- --- Peak 2 7401.00 45.62 74.00 -28.38 64.32 36.10 10.18 64.98 --- --- Peak

Mode	9	
	Band Edge	
	2400-2483.5_802.11ax HE20_CH01_2412MHz	
ANT	24+23	
Pol.	Horizontal	Fundamental
Peak	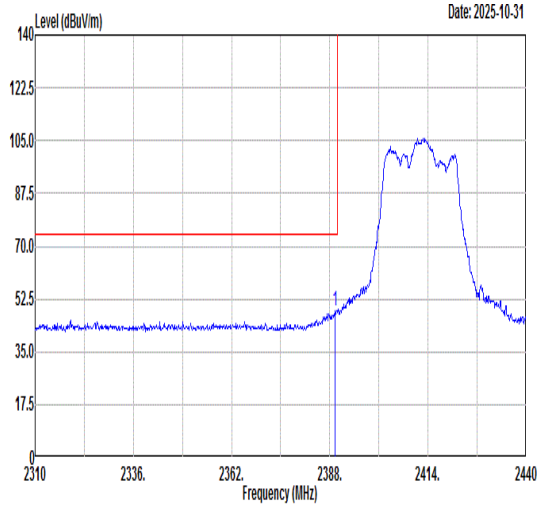 Freq Level Limit Line Margin (dB) Read Level Ant Factor Cable Loss Preamp Factor APos TPos Remark MHz dBuV/m dBuV/m dBuV dB/m dB dB cm deg 1 2389.30 48.56 74.00 -25.44 44.92 32.42 5.36 34.14 314 230 PEAK	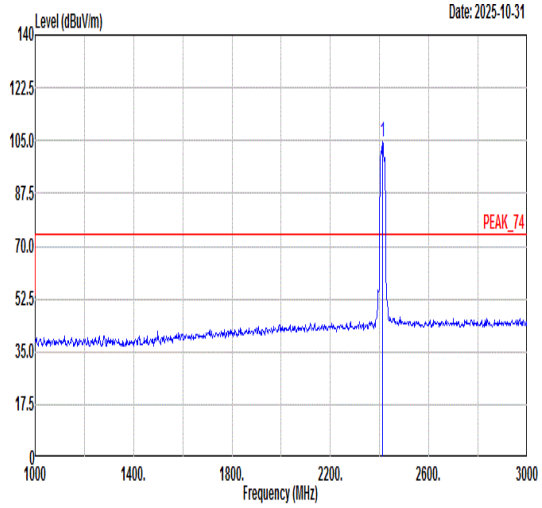 Freq Level Limit Line Margin (dB) Read Level Ant Factor Cable Loss Preamp Factor APos TPos Remark MHz dBuV/m dBuV/m dBuV dB/m dB dB cm deg 1 2412.00 104.61 ------ ------ 100.91 32.46 5.38 34.14 314 230 PEAK
Avg	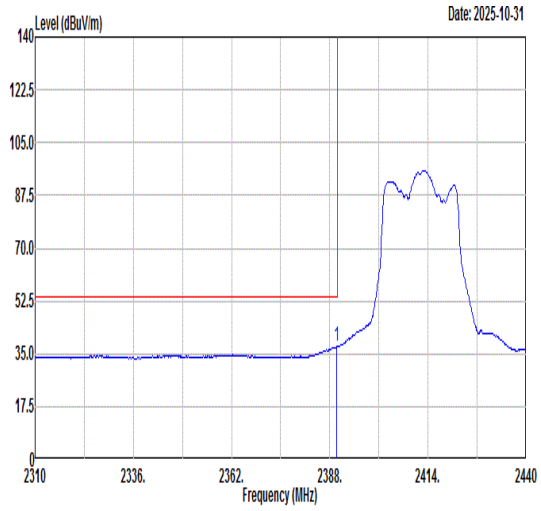 Freq Level Limit Line Margin (dB) Read Level Ant Factor Cable Loss Preamp Factor APos TPos Remark MHz dBuV/m dBuV/m dBuV dB/m dB dB cm deg 1 2389.82 37.29 54.00 -16.71 33.65 32.42 5.36 34.14 314 230 AVERAGE	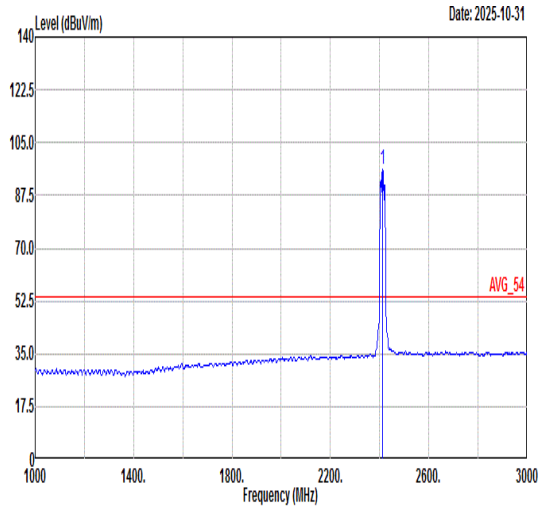 Freq Level Limit Line Margin (dB) Read Level Ant Factor Cable Loss Preamp Factor APos TPos Remark MHz dBuV/m dBuV/m dBuV dB/m dB dB cm deg 1 2412.00 95.90 ------ ------ 92.20 32.46 5.38 34.14 314 230 AVERAGE

Mode	9	
	Band Edge	
	2400-2483.5_802.11ax HE20_CH01_2412MHz	
ANT	24+23	
Pol.	Vertical	Fundamental
Peak	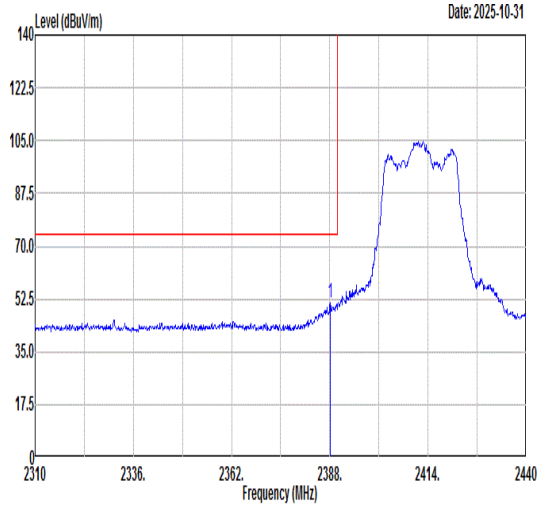 Freq Level Limit Line Margin (dB) Read Level Ant Factor Cable Loss Preamp Factor APos TPos Remark MHz dBuV/m dBuV/m dBuV dB/m dB dB cm deg 1 2388.13 51.08 74.00 -22.92 47.44 32.42 5.36 34.14 100 82 PEAK	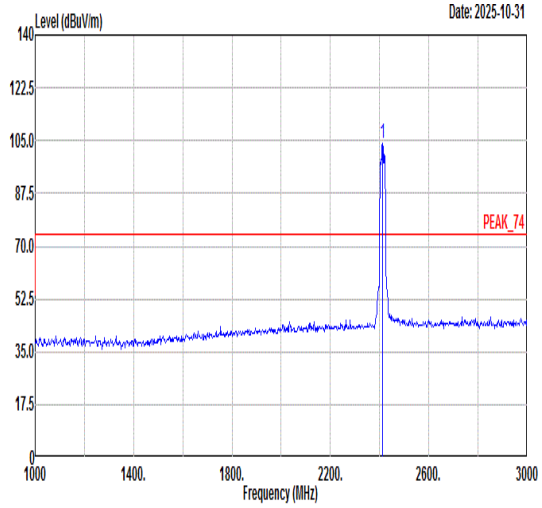 Freq Level Limit Line Margin (dB) Read Level Ant Factor Cable Loss Preamp Factor APos TPos Remark MHz dBuV/m dBuV/m dBuV dB/m dB dB cm deg 1 2412.00 103.94 ------ ------ 100.24 32.46 5.38 34.14 100 82 PEAK
Avg	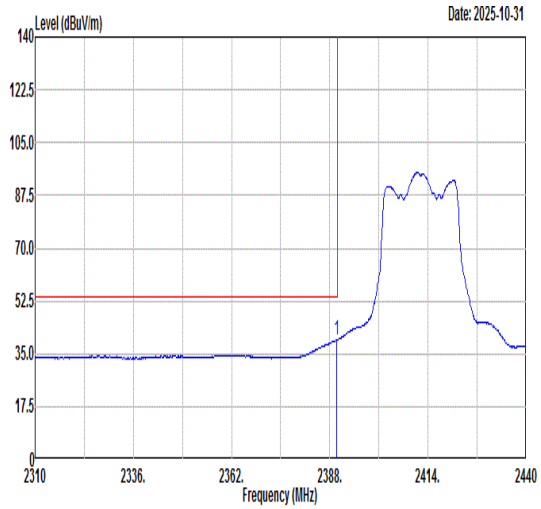 Freq Level Limit Line Margin (dB) Read Level Ant Factor Cable Loss Preamp Factor APos TPos Remark MHz dBuV/m dBuV/m dBuV dB/m dB dB cm deg 1 2389.82 39.75 54.00 -14.25 36.11 32.42 5.36 34.14 100 82 AVERAGE	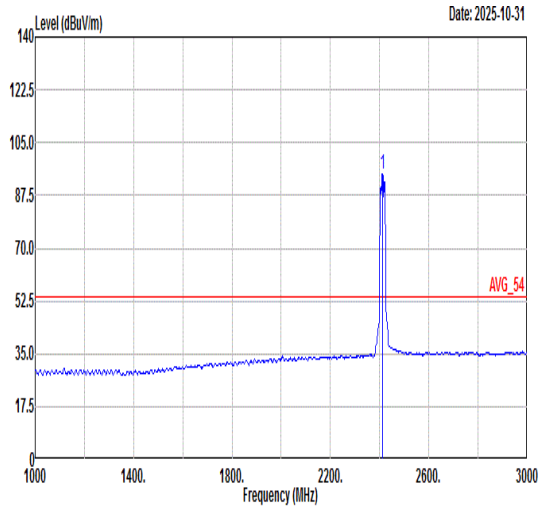 Freq Level Limit Line Margin (dB) Read Level Ant Factor Cable Loss Preamp Factor APos TPos Remark MHz dBuV/m dBuV/m dBuV dB/m dB dB cm deg 1 2412.00 94.82 ------ ------ 91.12 32.46 5.38 34.14 100 82 AVERAGE

Mode	9	
	Harmonic	
	2400-2483.5_802.11ax HE20_CH01_2412MHz	
ANT	24+23	
Pol.	Horizontal	Vertical
Peak Avg	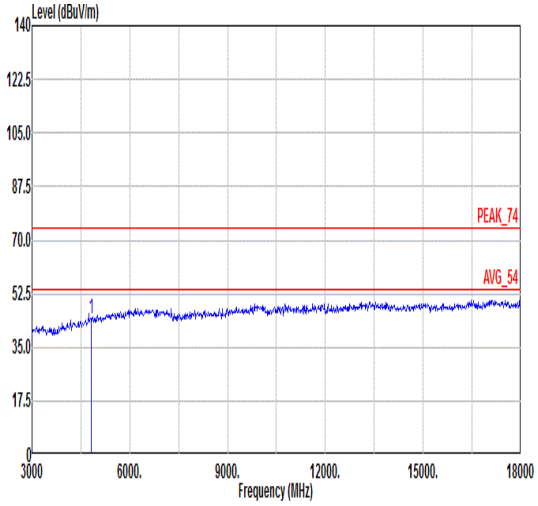 Freq Level Limit Line Margin Read Level Ant Factor Cable Loss Preamp Factor APos TPos Remark MHz dBuV/m dBuV/m dB dBuV dB/m dB dB cm deg 1 4824.00 44.54 74.00 -29.46 65.48 35.02 8.88 64.84 --- --- Peak	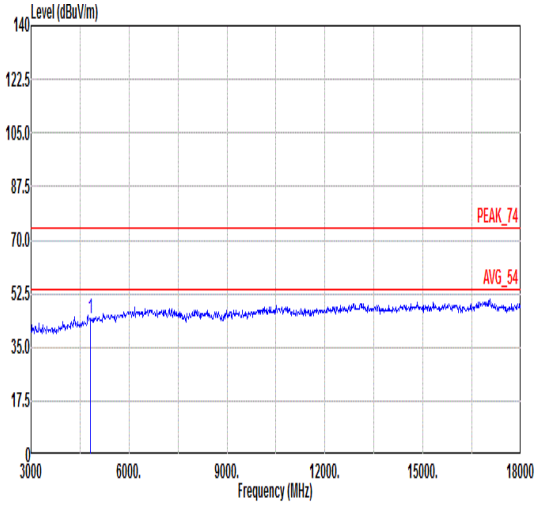 Freq Level Limit Line Margin Read Level Ant Factor Cable Loss Preamp Factor APos TPos Remark MHz dBuV/m dBuV/m dB dBuV dB/m dB dB cm deg 1 4824.00 44.28 74.00 -29.72 65.22 35.02 8.88 64.84 --- --- Peak

Mode	10	
	Band Edge - L	
	2400-2483.5_802.11ax HE20_CH06_2437MHz	
ANT	24+23	
Pol.	Horizontal	Fundamental
Peak	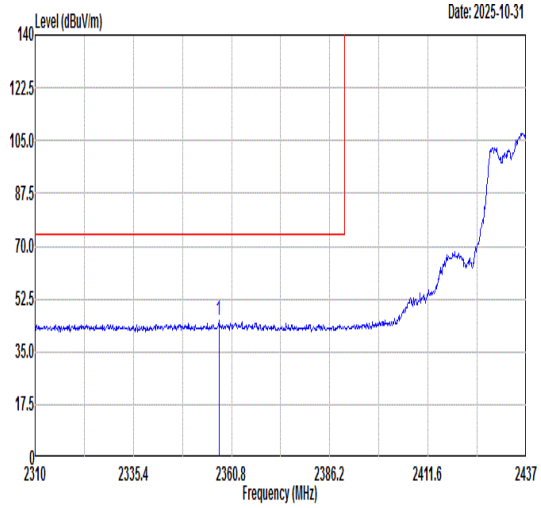 Freq Level Limit Line Margin (dB) Read Level Ant Factor Cable Loss Preamp Factor APos TPos Remark MHz dBuV/m dBuV/m dBuV dB/m dB dB cm deg 1 2357.50 45.49 74.00 -28.51 41.95 32.37 5.33 34.16 305 305 PEAK	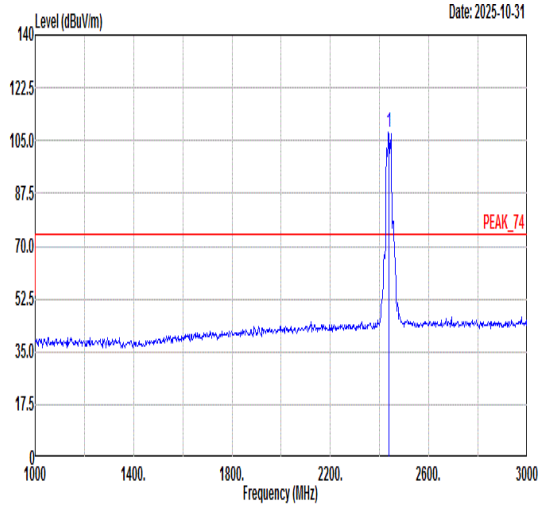 Freq Level Limit Line Margin (dB) Read Level Ant Factor Cable Loss Preamp Factor APos TPos Remark MHz dBuV/m dBuV/m dBuV dB/m dB dB cm deg 1 2437.00 107.60 ------ ------ 103.82 32.50 5.41 34.13 305 305 PEAK
Avg	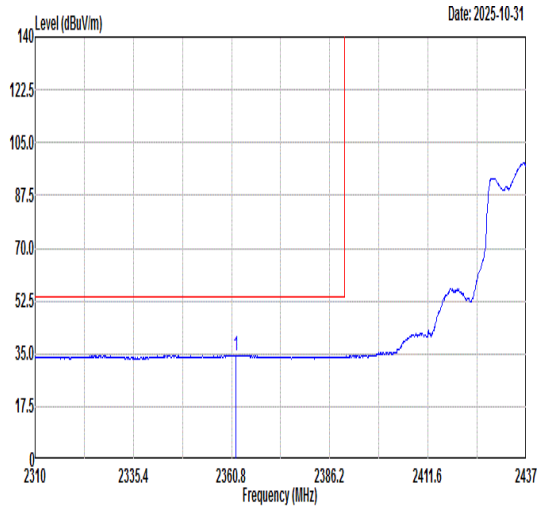 Freq Level Limit Line Margin (dB) Read Level Ant Factor Cable Loss Preamp Factor APos TPos Remark MHz dBuV/m dBuV/m dBuV dB/m dB dB cm deg 1 2361.94 34.46 54.00 -19.54 30.90 32.38 5.34 34.16 305 305 AVERAGE	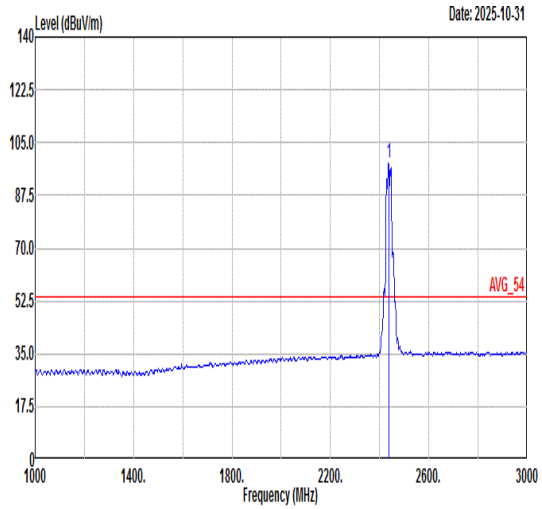 Freq Level Limit Line Margin (dB) Read Level Ant Factor Cable Loss Preamp Factor APos TPos Remark MHz dBuV/m dBuV/m dBuV dB/m dB dB cm deg 1 2437.00 98.17 ------ ------ 94.39 32.50 5.41 34.13 305 305 AVERAGE

Mode	10	
	Band Edge - R	
	2400-2483.5_802.11ax HE20_CH06_2437MHz	
ANT	24+23	
Pol.	Horizontal	Fundamental
Peak	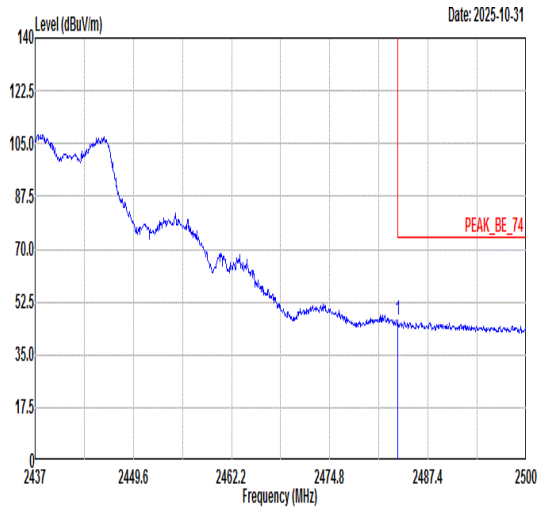 Freq Level Limit Line Margin (dB) Read Level Ant Factor Cable Loss Preamp Factor APos TPos Remark MHz dBuV/m dBuV/m dBuV dB/m dB dB cm deg 1 2483.56 46.26 74.00 -27.74 41.85 32.57 5.95 34.11 305 305 PEAK	Blank
Avg	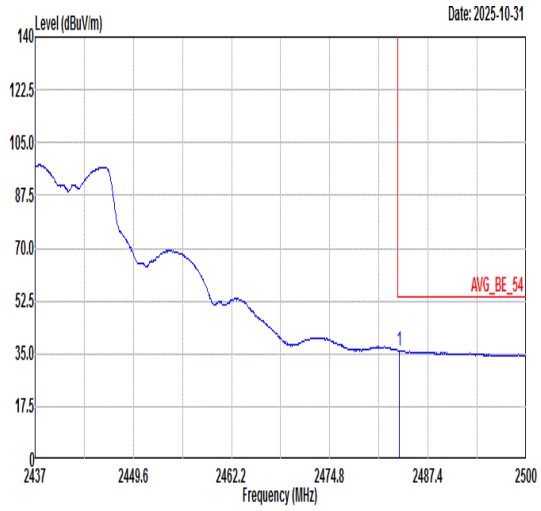 Freq Level Limit Line Margin (dB) Read Level Ant Factor Cable Loss Preamp Factor APos TPos Remark MHz dBuV/m dBuV/m dBuV dB/m dB dB cm deg 1 2483.75 36.19 54.00 -17.81 31.78 32.57 5.95 34.11 305 305 AVERAGE	Blank

Mode	10	
	Band Edge - L	
	2400-2483.5_802.11ax HE20_CH06_2437MHz	
ANT	24+23	
Pol.	Vertical	Fundamental
Peak	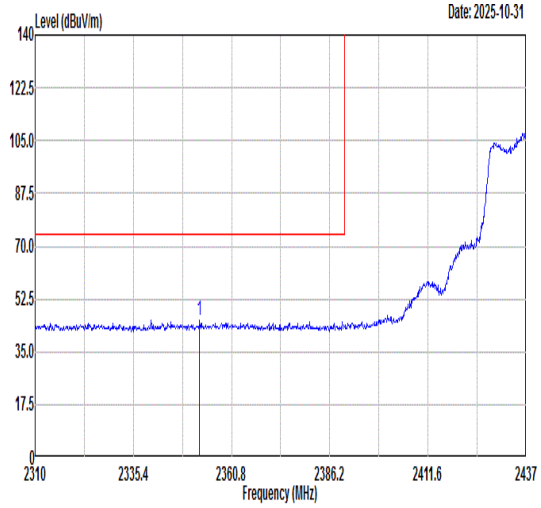 Freq Level Limit Line Margin (dB) Read Level Ant Factor Cable Loss Preamp Factor APos TPos Remark MHz dBuV/m dBuV/m dBuV dB/m dB dB cm deg 1 2352.55 45.69 74.00 -28.31 42.16 32.36 5.33 34.16 300 280 PEAK	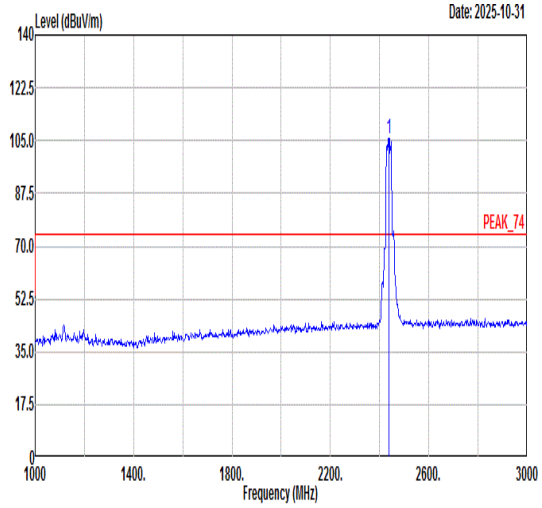 Freq Level Limit Line Margin (dB) Read Level Ant Factor Cable Loss Preamp Factor APos TPos Remark MHz dBuV/m dBuV/m dBuV dB/m dB dB cm deg 1 2437.00 105.86 ------ ------ 102.08 32.50 5.41 34.13 300 280 PEAK
Avg	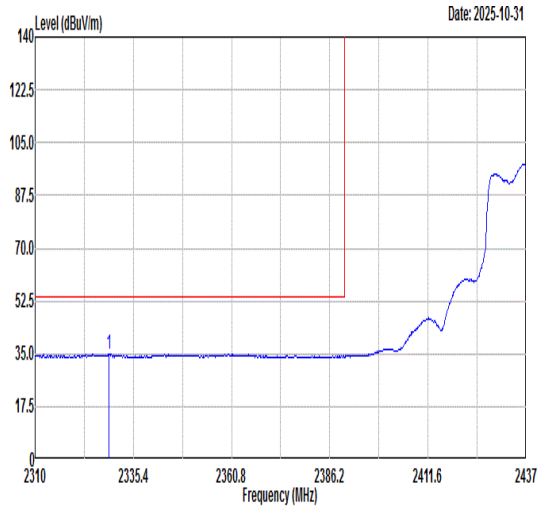 Freq Level Limit Line Margin (dB) Read Level Ant Factor Cable Loss Preamp Factor APos TPos Remark MHz dBuV/m dBuV/m dBuV dB/m dB dB cm deg 1 2329.18 34.78 54.00 -19.22 31.31 32.33 5.31 34.17 300 280 AVERAGE	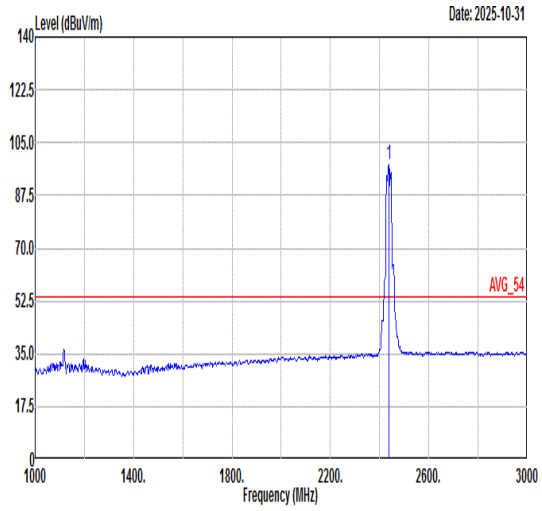 Freq Level Limit Line Margin (dB) Read Level Ant Factor Cable Loss Preamp Factor APos TPos Remark MHz dBuV/m dBuV/m dBuV dB/m dB dB cm deg 1 2437.00 97.47 ------ ------ 93.68 32.50 5.41 34.12 300 280 AVERAGE

Mode	10	
	Band Edge - R	
	2400-2483.5_802.11ax HE20_CH06_2437MHz	
ANT	24+23	
Pol.	Vertical	Fundamental
Peak	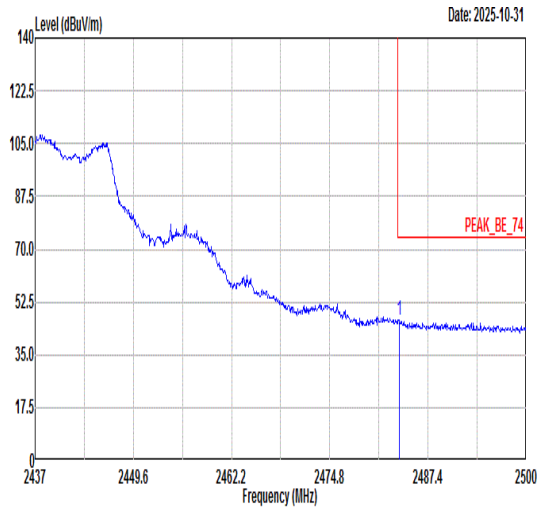 Freq Level Limit Line Margin (dB) Read Level Ant Factor Cable Loss Preamp Factor APos TPos Remark MHz dBuV/m dBuV/m dBuV dB/m dB dB cm deg 1 2483.68 46.70 74.00 -27.30 42.29 32.57 5.95 34.11 300 280 PEAK	Blank
Avg	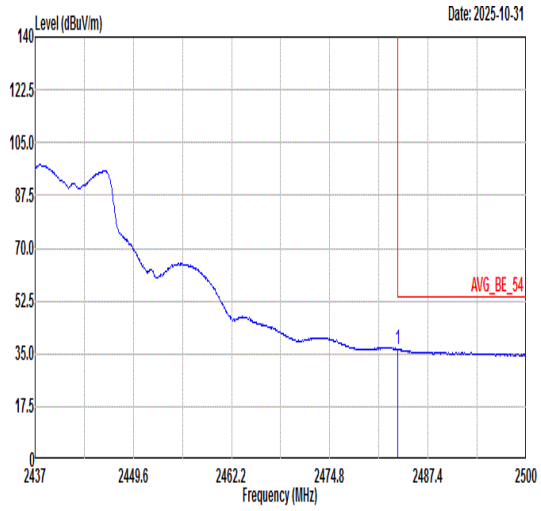 Freq Level Limit Line Margin (dB) Read Level Ant Factor Cable Loss Preamp Factor APos TPos Remark MHz dBuV/m dBuV/m dBuV dB/m dB dB cm deg 1 2483.56 36.56 54.00 -17.44 32.15 32.57 5.95 34.11 300 280 AVERAGE	Blank

Mode	10	
	Harmonic	
	2400-2483.5_802.11ax HE20_CH06_2437MHz	
ANT	24+23	
Pol.	Horizontal	Vertical
Peak Avg	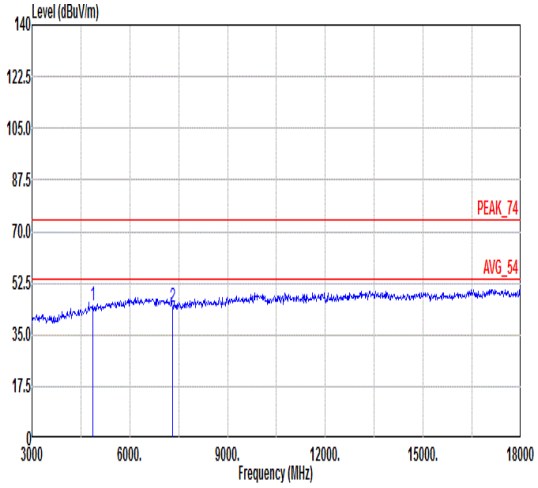 Freq Level Limit Line Margin Read Level Ant Factor Cable Loss Preamp Factor APos TPos Remark MHz dBuV/m dBuV/m dB dBuV dB/m dB dB cm deg 1 4874.00 44.84 74.00 -29.16 65.88 35.07 8.72 64.83 --- --- Peak 2 7311.00 44.20 74.00 -29.80 62.93 36.10 10.18 65.01 --- --- Peak	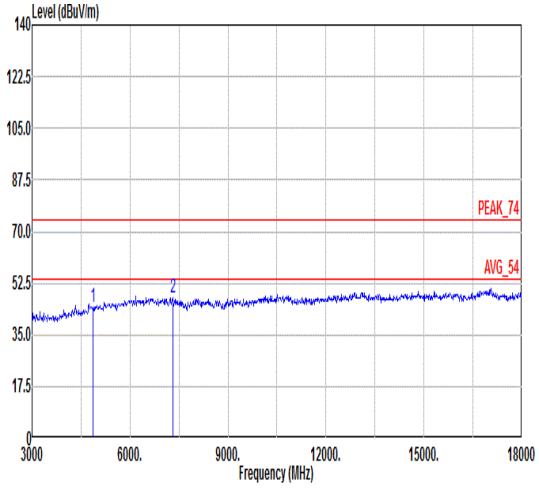 Freq Level Limit Line Margin Read Level Ant Factor Cable Loss Preamp Factor APos TPos Remark MHz dBuV/m dBuV/m dB dBuV dB/m dB dB cm deg 1 4874.00 44.63 74.00 -29.37 65.67 35.07 8.72 64.83 --- --- Peak 2 7311.00 47.64 74.00 -26.36 66.37 36.10 10.18 65.01 --- --- Peak

Mode	11	
	Band Edge	
	2400-2483.5_802.11ax HE20_CH11_2462MHz	
ANT	24+23	
Pol.	Horizontal	Fundamental
Peak	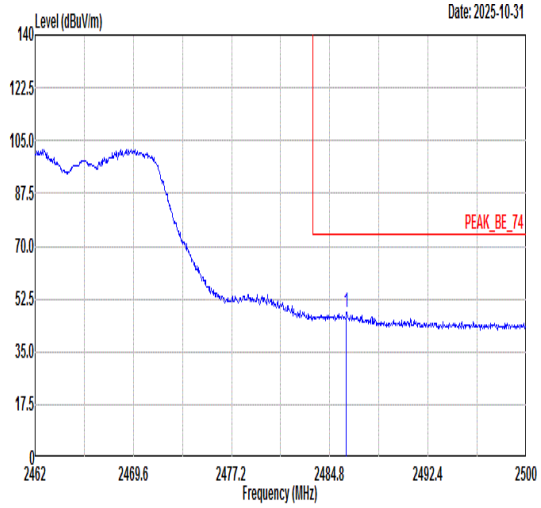 Freq Level Limit Line Margin (dB) Read Level Ant Factor Cable Loss Preamp Factor APos TPos Remark MHz dBuV/m dBuV/m dBuV dB/m dB dB cm deg 1 2486.09 48.29 74.00 -25.71 43.88 32.58 5.94 34.11 296 308 PEAK	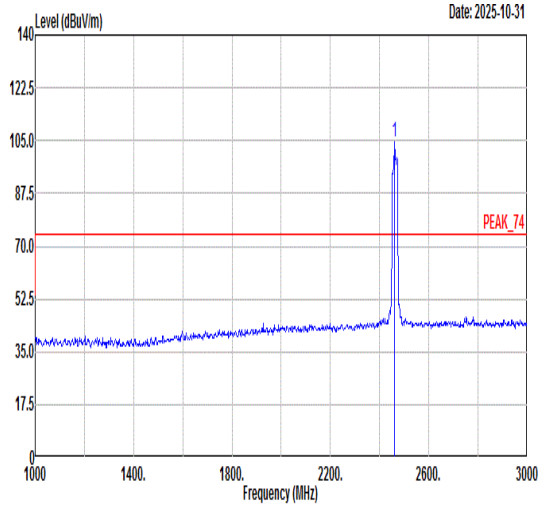 Freq Level Limit Line Margin (dB) Read Level Ant Factor Cable Loss Preamp Factor APos TPos Remark MHz dBuV/m dBuV/m dBuV dB/m dB dB cm deg 1 2462.00 104.48 ------ ------ 100.38 32.54 5.68 34.12 296 308 PEAK
Avg	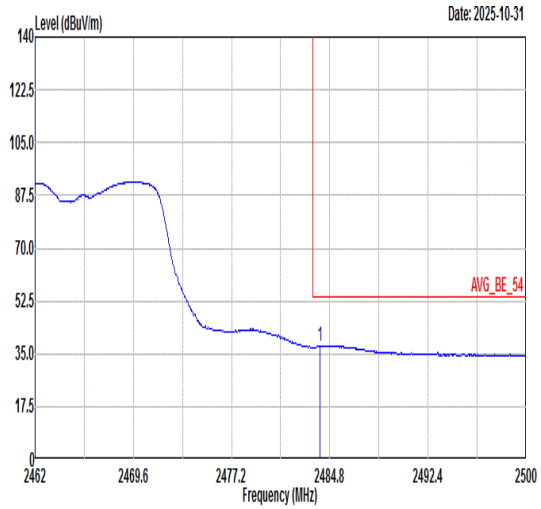 Freq Level Limit Line Margin (dB) Read Level Ant Factor Cable Loss Preamp Factor APos TPos Remark MHz dBuV/m dBuV/m dBuV dB/m dB dB cm deg 1 2484.04 37.71 54.00 -16.29 33.31 32.57 5.94 34.11 296 308 AVERAGE	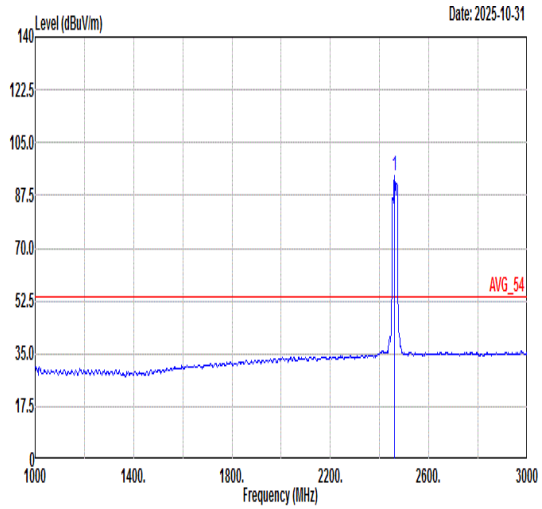 Freq Level Limit Line Margin (dB) Read Level Ant Factor Cable Loss Preamp Factor APos TPos Remark MHz dBuV/m dBuV/m dBuV dB/m dB dB cm deg 1 2462.00 93.79 ------ ------ 89.69 32.54 5.68 34.12 296 308 AVERAGE

Mode	11	
	Band Edge	
	2400-2483.5_802.11ax HE20_CH11_2462MHz	
ANT	24+23	
Pol.	Vertical	Fundamental
Peak	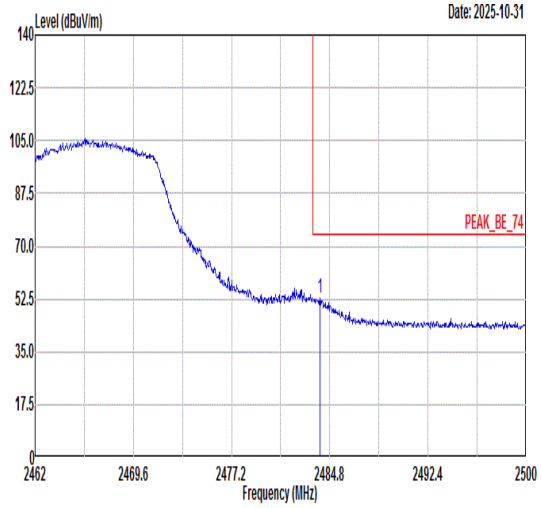 Freq Level Limit Line Margin (dB) Read Level Ant Factor Cable Loss Preamp Factor APos TPos Remark MHz dBuV/m dBuV/m dBuV dB/m dB dB cm deg 1 2484.04 52.97 74.00 -21.03 48.57 32.57 5.94 34.11 125 93 PEAK	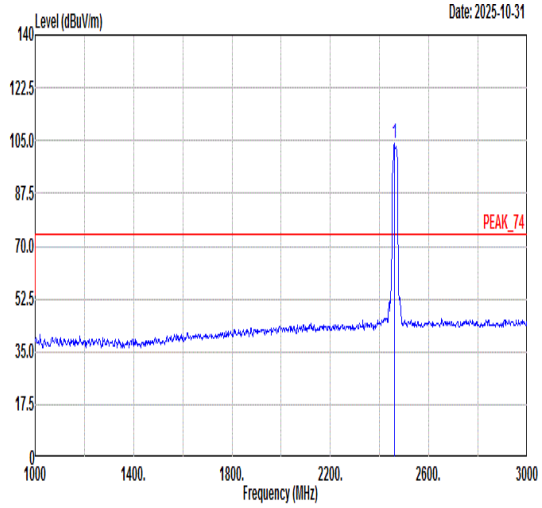 Freq Level Limit Line Margin (dB) Read Level Ant Factor Cable Loss Preamp Factor APos TPos Remark MHz dBuV/m dBuV/m dBuV dB/m dB dB cm deg 1 2462.00 103.83 ------ ------ 99.76 32.54 5.65 34.12 125 93 PEAK
Avg	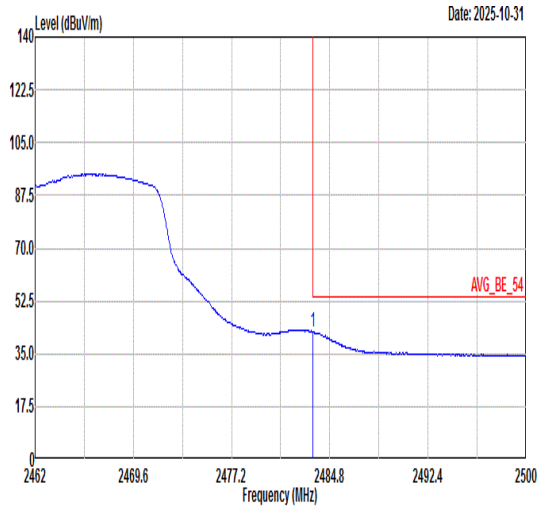 Freq Level Limit Line Margin (dB) Read Level Ant Factor Cable Loss Preamp Factor APos TPos Remark MHz dBuV/m dBuV/m dBuV dB/m dB dB cm deg 1 2483.51 42.29 54.00 -11.71 37.88 32.57 5.95 34.11 125 93 AVERAGE	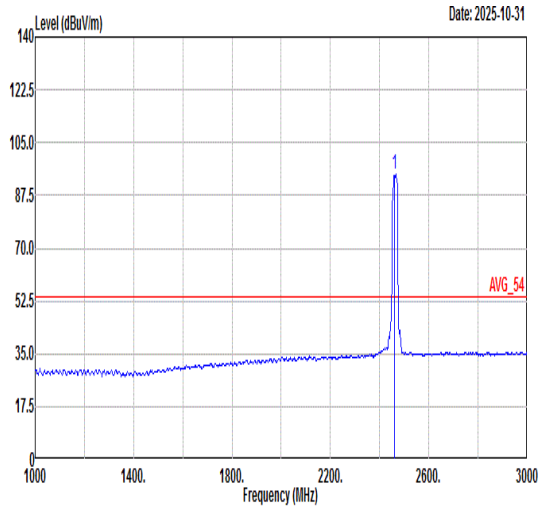 Freq Level Limit Line Margin (dB) Read Level Ant Factor Cable Loss Preamp Factor APos TPos Remark MHz dBuV/m dBuV/m dBuV dB/m dB dB cm deg 1 2462.00 94.37 ------ ------ 90.20 32.55 5.73 34.11 125 93 AVERAGE

Mode	11	
	Harmonic	
	2400-2483.5_802.11ax HE20_CH11_2462MHz	
ANT	24+23	
Pol.	Horizontal	Vertical
Peak Avg	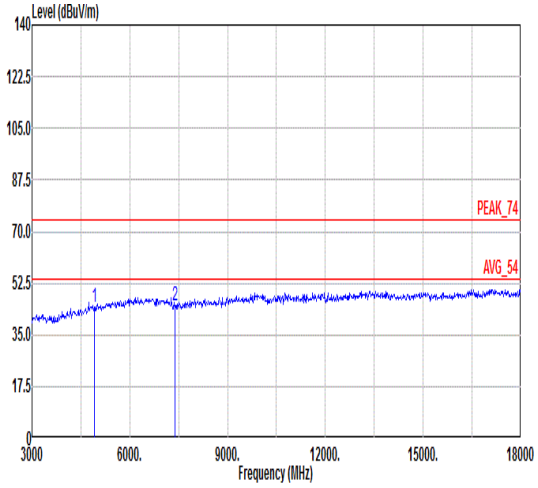 Freq Level Limit Line Margin Read Level Ant Factor Cable Loss Preamp Factor APos TPos Remark MHz dBuV/m dBuV/m dB dBuV dB/m dB dB cm deg 1 4924.00 44.35 74.00 -29.65 65.48 35.12 8.57 64.82 --- --- Peak 2 7386.00 45.16 74.00 -28.84 63.86 36.10 10.18 64.98 --- --- Peak	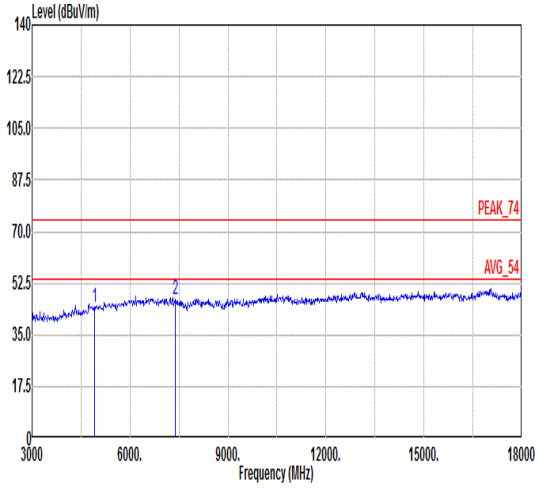 Freq Level Limit Line Margin Read Level Ant Factor Cable Loss Preamp Factor APos TPos Remark MHz dBuV/m dBuV/m dB dBuV dB/m dB dB cm deg 1 4924.00 44.18 74.00 -29.82 65.31 35.12 8.57 64.82 --- --- Peak 2 7386.00 47.23 74.00 -26.77 65.93 36.10 10.18 64.98 --- --- Peak

Mode	12	
	Band Edge	
	2400-2483.5_802.11ax HE20_CH12_2467MHz	
ANT	24+23	
Pol.	Horizontal	Fundamental
Peak	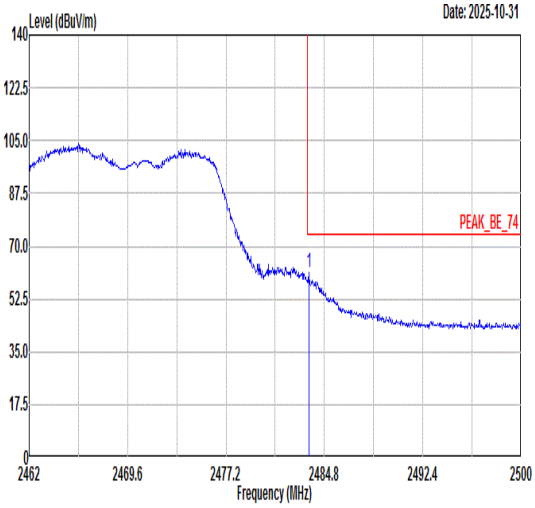 Freq Level Limit Line Margin (dB) Read Level Ant Factor Cable Loss Preamp Factor APos TPos Remark MHz dBuV/m dBuV/m dBuV dB/m dB dB cm deg 1 2483.58 61.05 74.00 -12.95 56.64 32.57 5.95 34.11 300 305 PEAK	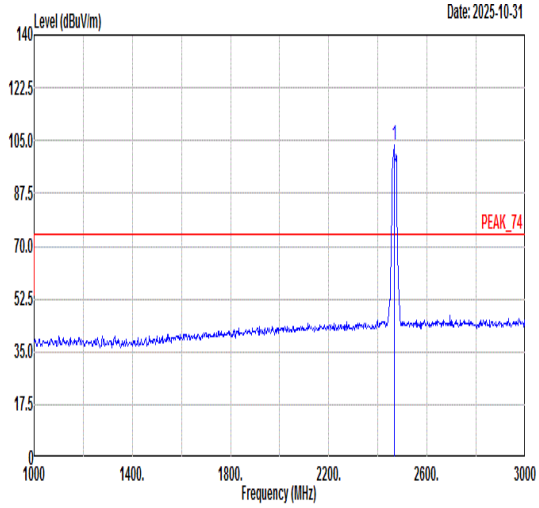 Freq Level Limit Line Margin (dB) Read Level Ant Factor Cable Loss Preamp Factor APos TPos Remark MHz dBuV/m dBuV/m dBuV dB/m dB dB cm deg 1 2467.00 103.58 ------ ------ 99.41 32.55 5.73 34.11 300 305 PEAK
Avg	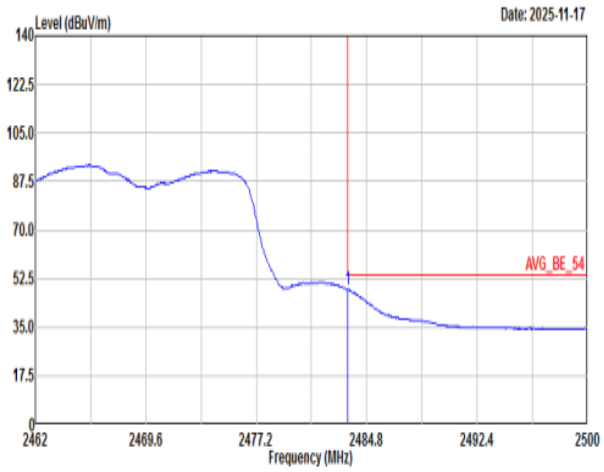 Freq Level Limit Line Over Limit Read Level Ant Factor Cable Loss Preamp Factor APos TPos Remark MHz dBuV/m dBuV/m dB dBuV dB/m dB dB cm deg 1 2483.51 48.76 54.00 -5.24 44.35 32.57 5.95 34.11 300 305 AVERAGE	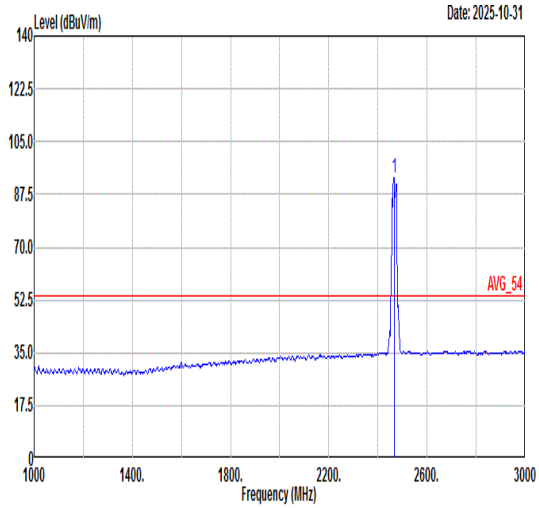 Freq Level Limit Line Margin (dB) Read Level Ant Factor Cable Loss Preamp Factor APos TPos Remark MHz dBuV/m dBuV/m dBuV dB/m dB dB cm deg 1 2467.00 92.95 ------ ------ 88.78 32.55 5.73 34.11 300 305 AVERAGE

Mode	12	
	Band Edge	
	2400-2483.5_802.11ax HE20_CH12_2467MHz	
ANT	24+23	
Pol.	Vertical	Fundamental
Peak	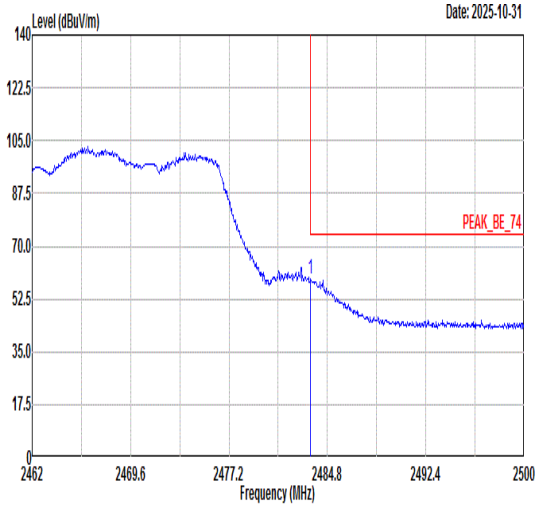 Freq Level Limit Line Margin (dB) Read Level Ant Factor Cable Loss Preamp Factor APos TPos Remark MHz dBuV/m dBuV/m dBuV dB/m dB dB cm deg 1 2483.51 58.99 74.00 -15.01 54.58 32.57 5.95 34.11 300 287 PEAK	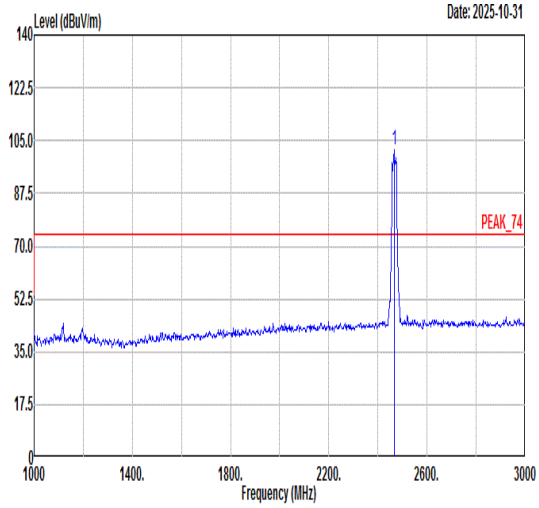 Freq Level Limit Line Margin (dB) Read Level Ant Factor Cable Loss Preamp Factor APos TPos Remark MHz dBuV/m dBuV/m dBuV dB/m dB dB cm deg 1 2467.00 102.19 ------ ------ 98.02 32.55 5.73 34.11 300 287 PEAK
Avg	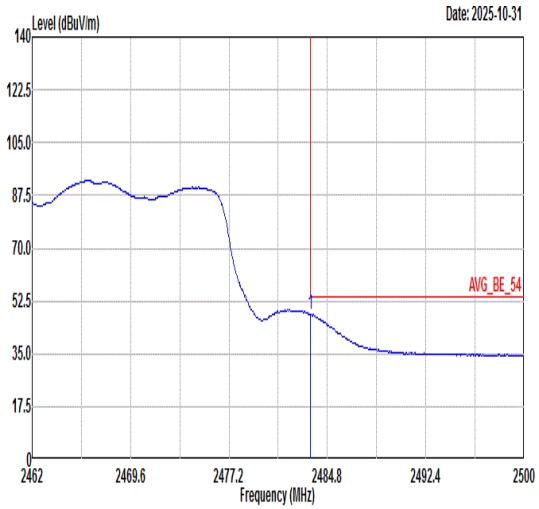 Freq Level Limit Line Margin (dB) Read Level Ant Factor Cable Loss Preamp Factor APos TPos Remark MHz dBuV/m dBuV/m dBuV dB/m dB dB cm deg 1 2483.51 48.04 54.00 -5.96 43.63 32.57 5.95 34.11 300 287 AVERAGE	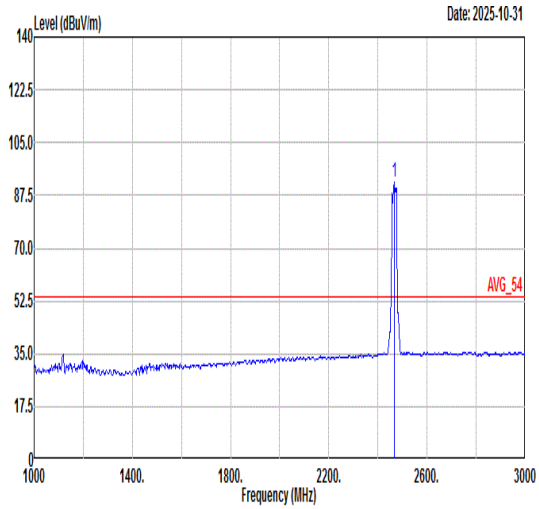 Freq Level Limit Line Margin (dB) Read Level Ant Factor Cable Loss Preamp Factor APos TPos Remark MHz dBuV/m dBuV/m dBuV dB/m dB dB cm deg 1 2467.00 92.07 ------ ------ 87.90 32.55 5.73 34.11 300 287 AVERAGE

Mode	12	
	Harmonic	
	2400-2483.5_802.11ax HE20_CH12_2467MHz	
ANT	24+23	
Pol.	Horizontal	Vertical
Peak Avg	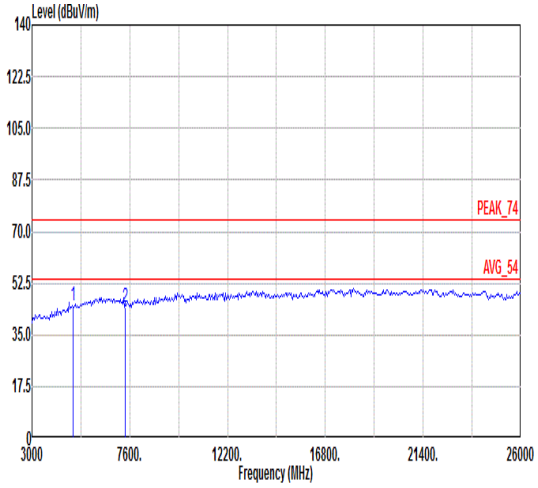 Freq Level Limit Line Margin Read Level Ant Factor Cable Loss Preamp Factor APos TPos Remark MHz dBuV/m dBuV/m dB dBuV dB/m dB dB cm deg 1 4934.00 44.78 74.00 -29.22 65.92 35.13 8.54 64.81 --- --- Peak 2 7401.00 44.55 74.00 -29.45 63.25 36.10 10.18 64.98 --- --- Peak	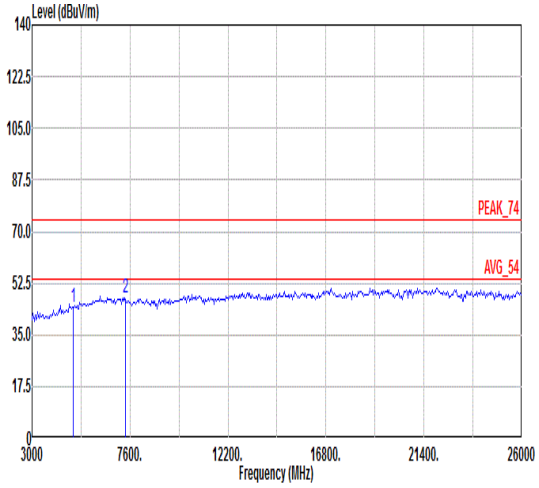 Freq Level Limit Line Margin Read Level Ant Factor Cable Loss Preamp Factor APos TPos Remark MHz dBuV/m dBuV/m dB dBuV dB/m dB dB cm deg 1 4934.00 44.17 74.00 -29.83 65.31 35.13 8.54 64.81 --- --- Peak 2 7401.00 47.32 74.00 -26.68 66.02 36.10 10.18 64.98 --- --- Peak

Mode	13	
	Band Edge - L	
	2400-2483.5_802.11ax HE40_CH03_2422MHz	
ANT	24+23	
Pol.	Horizontal	Fundamental
Peak	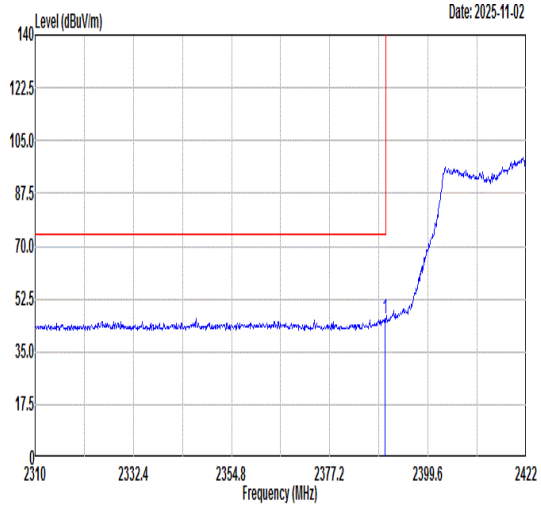 Freq Level Limit Line Margin (dB) Read Level Ant Factor Cable Loss Preamp Factor APos TPos Remark MHz dBuV/m dBuV/m dBuV dB/m dB dB cm deg 1 2389.74 45.91 74.00 -28.09 42.27 32.42 5.36 34.14 310 132 PEAK	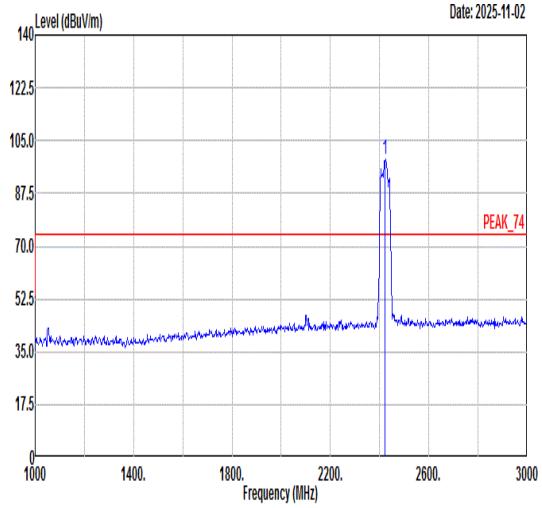 Freq Level Limit Line Margin (dB) Read Level Ant Factor Cable Loss Preamp Factor APos TPos Remark MHz dBuV/m dBuV/m dBuV dB/m dB dB cm deg 1 2422.00 98.94 ------ ------ 95.20 32.48 5.39 34.13 310 132 PEAK
Avg	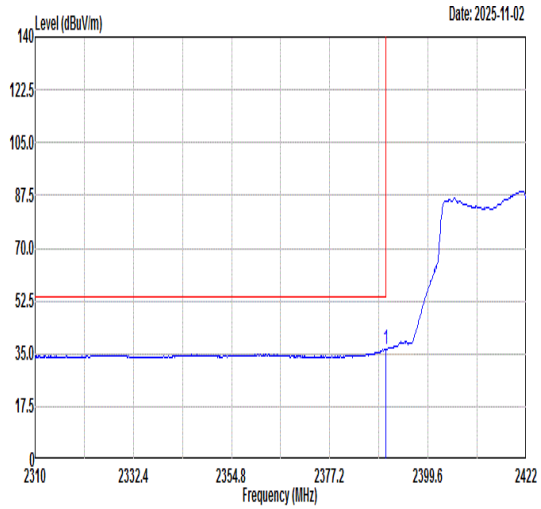 Freq Level Limit Line Margin (dB) Read Level Ant Factor Cable Loss Preamp Factor APos TPos Remark MHz dBuV/m dBuV/m dBuV dB/m dB dB cm deg 1 2389.97 36.45 54.00 -17.55 32.81 32.42 5.36 34.14 310 132 AVERAGE	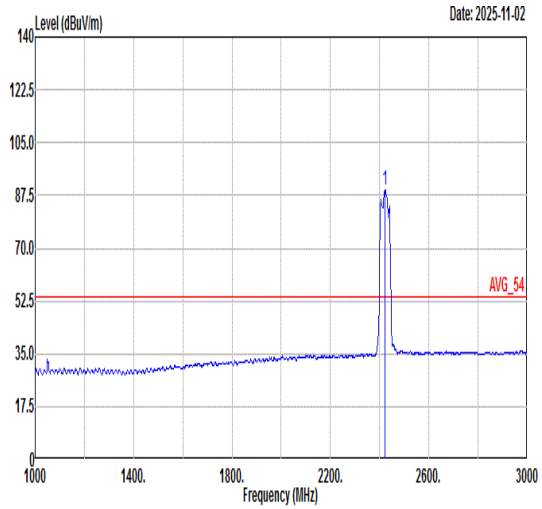 Freq Level Limit Line Margin (dB) Read Level Ant Factor Cable Loss Preamp Factor APos TPos Remark MHz dBuV/m dBuV/m dBuV dB/m dB dB cm deg 1 2422.00 89.50 ------ ------ 85.76 32.48 5.39 34.13 310 132 AVERAGE

Mode	13	
	Band Edge - R	
	2400-2483.5_802.11ax HE40_CH03_2422MHz	
ANT	24+23	
Pol.	Horizontal	Fundamental
Peak	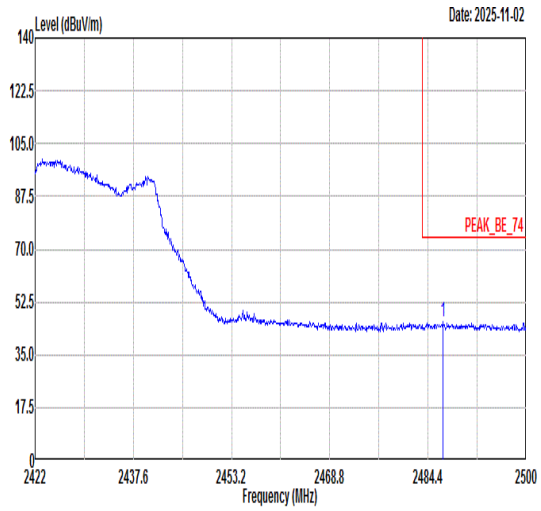 Freq Level Limit Line Margin (dB) Read Level Ant Factor Cable Loss Preamp Factor APos TPos Remark MHz dBuV/m dBuV/m dBuV dB/m dB dB cm deg 1 2486.82 45.80 74.00 -28.20 41.40 32.58 5.93 34.11 310 132 PEAK	Blank
Avg	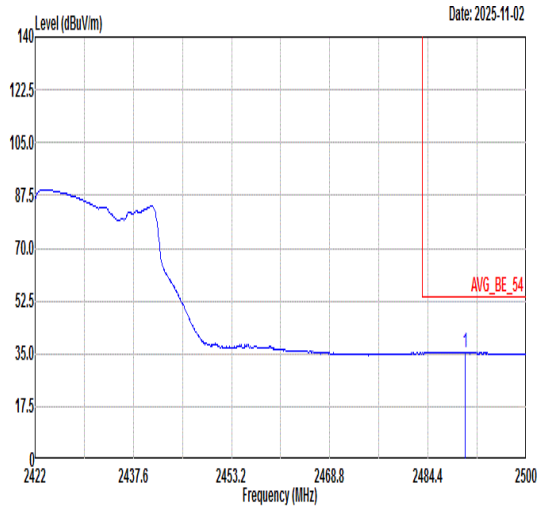 Freq Level Limit Line Margin (dB) Read Level Ant Factor Cable Loss Preamp Factor APos TPos Remark MHz dBuV/m dBuV/m dBuV dB/m dB dB cm deg 1 2490.25 35.56 54.00 -18.44 31.16 32.58 5.92 34.10 310 132 AVERAGE	Blank

Mode	13	
	Band Edge - L	
	2400-2483.5_802.11ax HE40_CH03_2422MHz	
ANT	24+23	
Pol.	Vertical	Fundamental
Peak	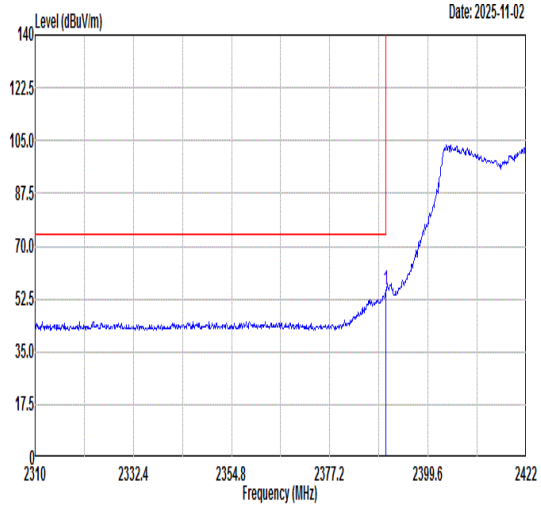 Freq Level Limit Line Margin (dB) Read Level Ant Factor Cable Loss Preamp Factor APos TPos Remark MHz dBuV/m dBuV/m dBuV dB/m dB dB cm deg 1 2389.97 55.44 74.00 -18.56 51.80 32.42 5.36 34.14 310 132 PEAK	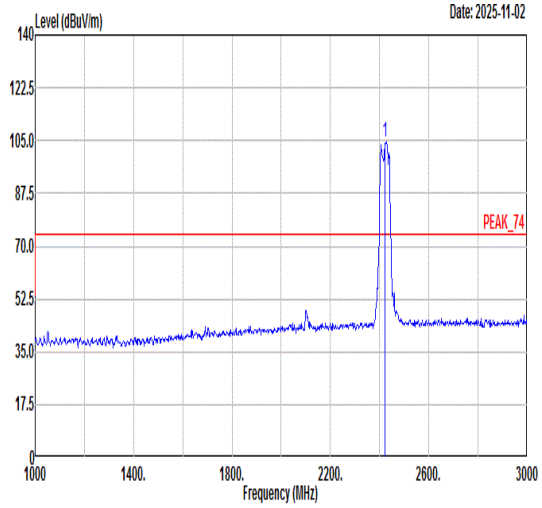 Freq Level Limit Line Margin (dB) Read Level Ant Factor Cable Loss Preamp Factor APos TPos Remark MHz dBuV/m dBuV/m dBuV dB/m dB dB cm deg 1 2422.00 104.71 ------ ------ 100.96 32.48 5.40 34.13 310 132 PEAK
Avg	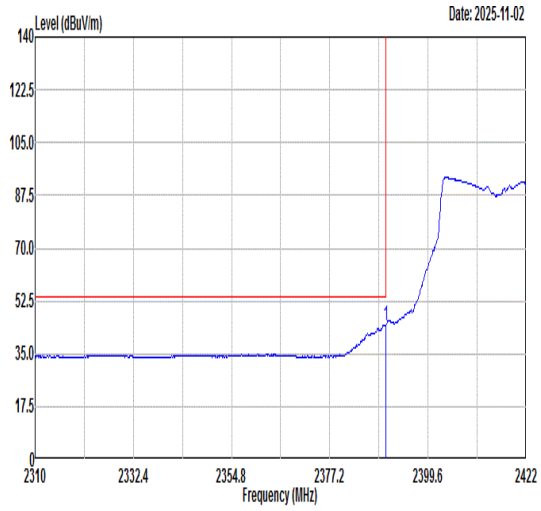 Freq Level Limit Line Margin (dB) Read Level Ant Factor Cable Loss Preamp Factor APos TPos Remark MHz dBuV/m dBuV/m dBuV dB/m dB dB cm deg 1 2389.97 44.64 54.00 -9.36 41.00 32.42 5.36 34.14 310 132 AVERAGE	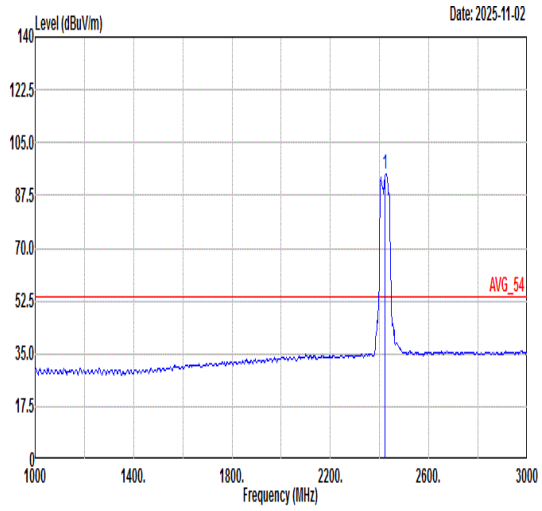 Freq Level Limit Line Margin (dB) Read Level Ant Factor Cable Loss Preamp Factor APos TPos Remark MHz dBuV/m dBuV/m dBuV dB/m dB dB cm deg 1 2422.00 94.58 ------ ------ 90.84 32.48 5.39 34.13 310 132 AVERAGE

Mode	13	
	Band Edge - R	
	2400-2483.5_802.11ax HE40_CH03_2422MHz	
ANT	24+23	
Pol.	Vertical	Fundamental
Peak	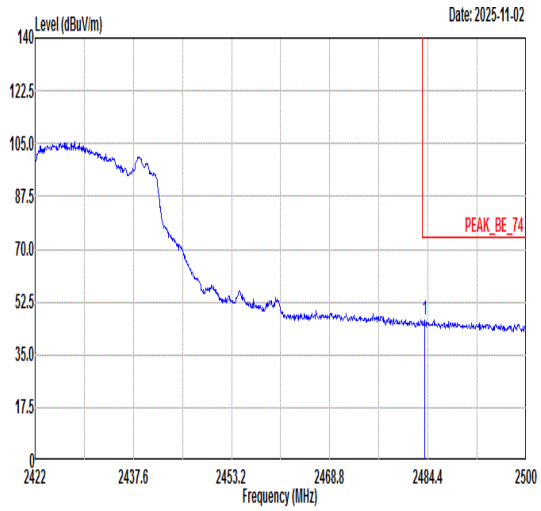 Freq Level Limit Line Margin (dB) Read Level Ant Factor Cable Loss Preamp Factor APos TPos Remark MHz dBuV/m dBuV/m dBuV dB/m dB dB cm deg 1 2483.85 46.47 74.00 -27.53 42.07 32.57 5.94 34.11 310 132 PEAK	Blank
Avg	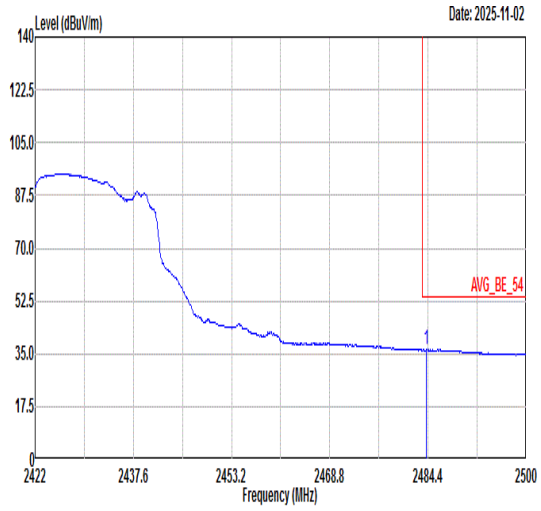 Freq Level Limit Line Margin (dB) Read Level Ant Factor Cable Loss Preamp Factor APos TPos Remark MHz dBuV/m dBuV/m dBuV dB/m dB dB cm deg 1 2484.17 36.31 54.00 -17.69 31.91 32.57 5.94 34.11 310 132 AVERAGE	Blank

Mode	13	
	Harmonic	
	2400-2483.5_802.11ax HE40_CH03_2422MHz	
ANT	24+23	
Pol.	Horizontal	Vertical
Peak Avg	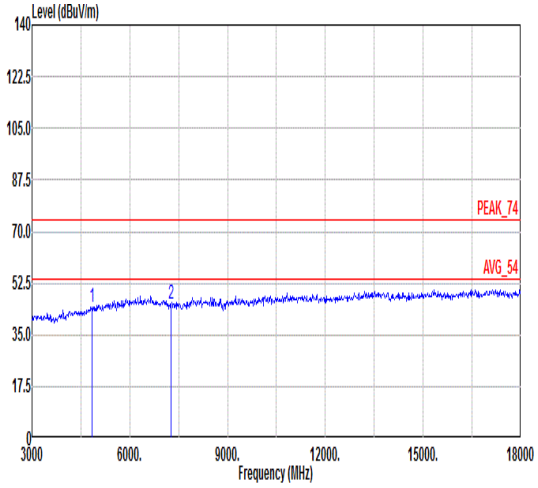 Freq Level Limit Line Margin Read Level Ant Factor Cable Loss Preamp Factor APos TPos Remark MHz dBuV/m dBuV/m dB dBuV dB/m dB dB cm deg 1 4844.00 44.33 74.00 -29.67 65.31 35.04 8.81 64.83 --- --- Peak 2 7266.00 45.26 74.00 -28.74 64.00 36.10 10.18 65.02 --- --- Peak	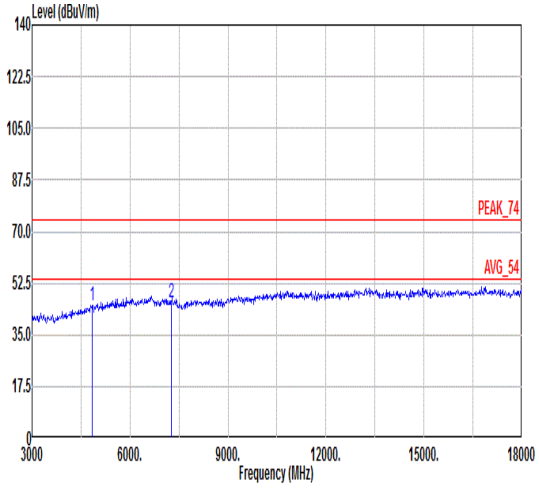 Freq Level Limit Line Margin Read Level Ant Factor Cable Loss Preamp Factor APos TPos Remark MHz dBuV/m dBuV/m dB dBuV dB/m dB dB cm deg 1 4844.00 44.76 74.00 -29.24 65.74 35.04 8.81 64.83 --- --- Peak 2 7266.00 46.22 74.00 -27.78 64.96 36.10 10.18 65.02 --- --- Peak

Mode	14	
	Band Edge - L	
	2400-2483.5_802.11ax HE40_CH06_2437MHz	
ANT	24+23	
Pol.	Horizontal	Fundamental
Peak	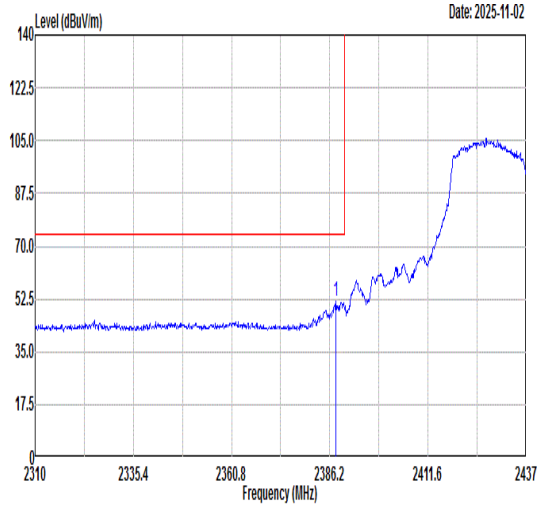 Freq Level Limit Line Margin (dB) Read Level Ant Factor Cable Loss Preamp Factor APos TPos Remark MHz dBuV/m dBuV/m dBuV dB/m dB dB cm deg 1 2387.85 52.01 74.00 -21.99 48.37 32.42 5.36 34.14 100 218 PEAK	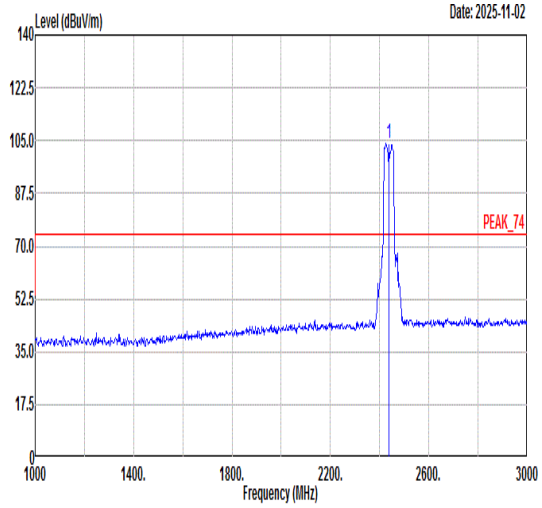 Freq Level Limit Line Margin (dB) Read Level Ant Factor Cable Loss Preamp Factor APos TPos Remark MHz dBuV/m dBuV/m dBuV dB/m dB dB cm deg 1 2437.00 104.16 ------ ------ 100.42 32.48 5.39 34.13 100 218 PEAK
Avg	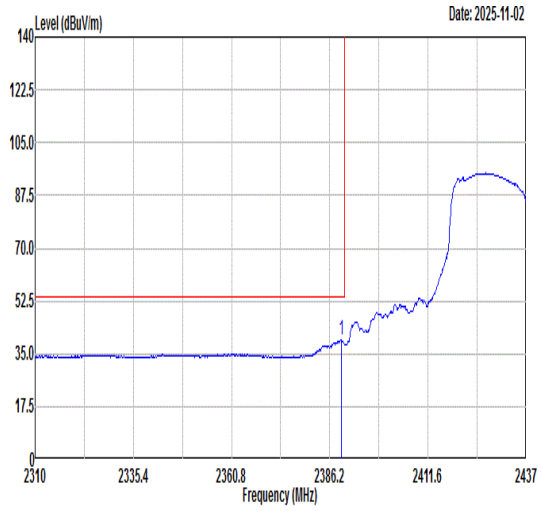 Freq Level Limit Line Margin (dB) Read Level Ant Factor Cable Loss Preamp Factor APos TPos Remark MHz dBuV/m dBuV/m dBuV dB/m dB dB cm deg 1 2389.25 39.50 54.00 -14.50 35.86 32.42 5.36 34.14 100 218 AVERAGE	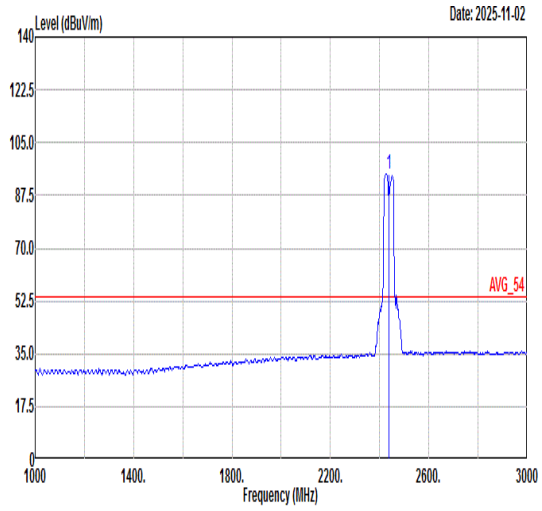 Freq Level Limit Line Margin (dB) Read Level Ant Factor Cable Loss Preamp Factor APos TPos Remark MHz dBuV/m dBuV/m dBuV dB/m dB dB cm deg 1 2437.00 94.65 ------ ------ 90.91 32.48 5.39 34.13 100 218 AVERAGE

Mode	14	
	Band Edge - R	
	2400-2483.5_802.11ax HE40_CH06_2437MHz	
ANT	24+23	
Pol.	Horizontal	Fundamental
Peak	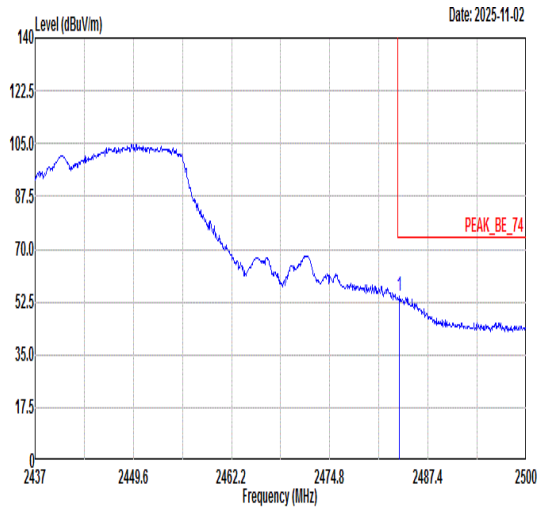 Freq Level Limit Line Margin (dB) Read Level Ant Factor Cable Loss Preamp Factor APos TPos Remark MHz dBuV/m dBuV/m dBuV dB/m dB dB cm deg 1 2483.75 54.50 74.00 -19.50 50.09 32.57 5.95 34.11 100 218 PEAK	Blank
Avg	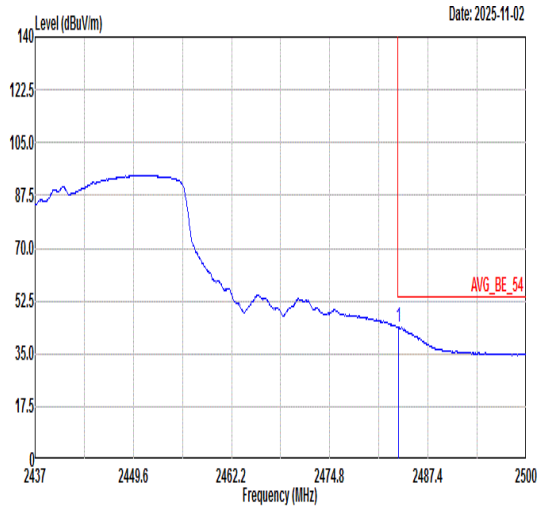 Freq Level Limit Line Margin (dB) Read Level Ant Factor Cable Loss Preamp Factor APos TPos Remark MHz dBuV/m dBuV/m dBuV dB/m dB dB cm deg 1 2483.62 43.91 54.00 -10.09 39.50 32.57 5.95 34.11 100 218 AVERAGE	Blank

Mode	14	
	Band Edge - L	
	2400-2483.5_802.11ax HE40_CH06_2437MHz	
ANT	24+23	
Pol.	Vertical	Fundamental
Peak	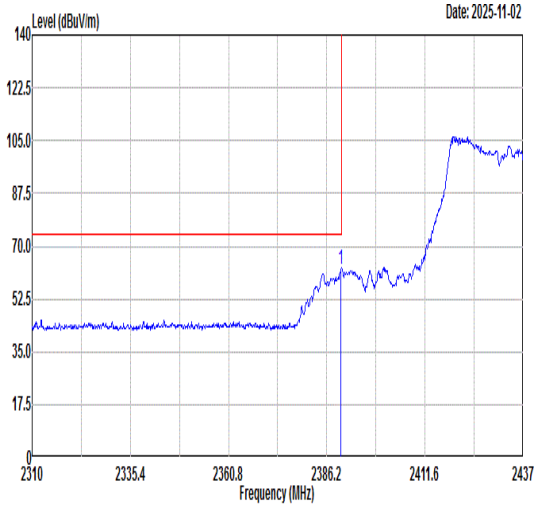 Freq Level Limit Line Margin (dB) Read Level Ant Factor Cable Loss Preamp Factor APos TPos Remark MHz dBuV/m dBuV/m dBuV dB/m dB dB cm deg 1 2389.88 62.50 74.00 -11.50 58.86 32.42 5.36 34.14 400 135 PEAK	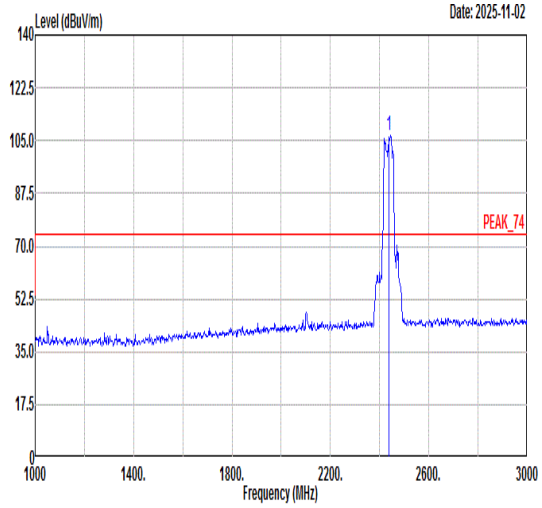 Freq Level Limit Line Margin (dB) Read Level Ant Factor Cable Loss Preamp Factor APos TPos Remark MHz dBuV/m dBuV/m dBuV dB/m dB dB cm deg 1 2437.00 106.95 ------ ------ 103.13 32.51 5.43 34.12 400 135 PEAK
Avg	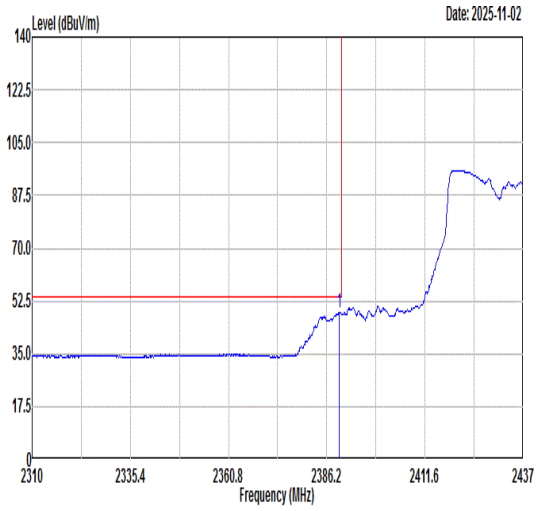 Freq Level Limit Line Margin (dB) Read Level Ant Factor Cable Loss Preamp Factor APos TPos Remark MHz dBuV/m dBuV/m dBuV dB/m dB dB cm deg 1 2389.50 48.64 54.00 -5.36 45.00 32.42 5.36 34.14 400 135 AVERAGE	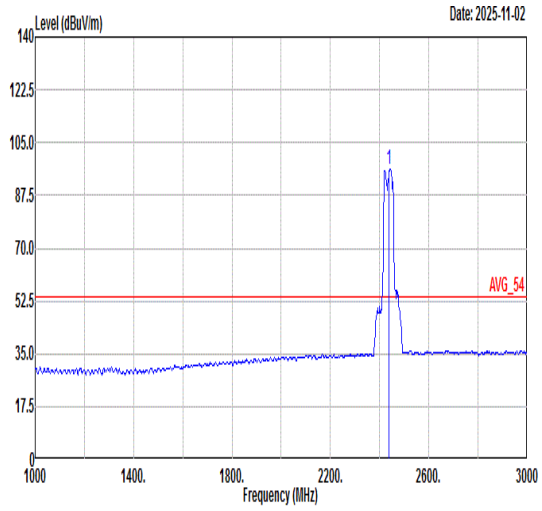 Freq Level Limit Line Margin (dB) Read Level Ant Factor Cable Loss Preamp Factor APos TPos Remark MHz dBuV/m dBuV/m dBuV dB/m dB dB cm deg 1 2437.00 96.13 ------ ------ 92.31 32.51 5.43 34.12 400 135 AVERAGE

Mode	14	
	Band Edge - R	
	2400-2483.5_802.11ax HE40_CH06_2437MHz	
ANT	24+23	
Pol.	Vertical	Fundamental
Peak	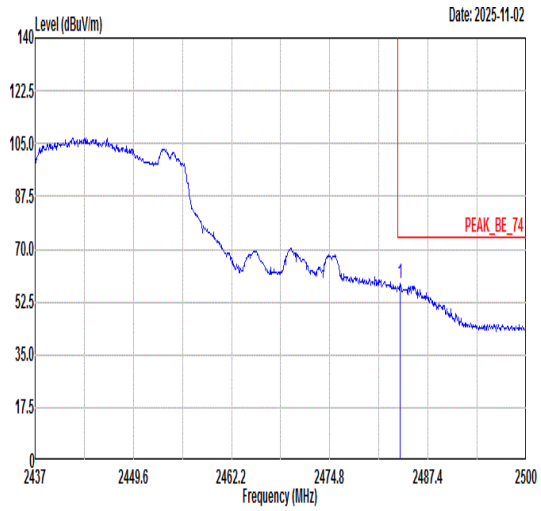 Freq Level Limit Line Margin (dB) Read Level Ant Factor Cable Loss Preamp Factor APos TPos Remark MHz dBuV/m dBuV/m dBuV dB/m dB dB cm deg 1 2483.81 58.40 74.00 -15.60 53.99 32.57 5.95 34.11 400 135 PEAK	Blank
Avg	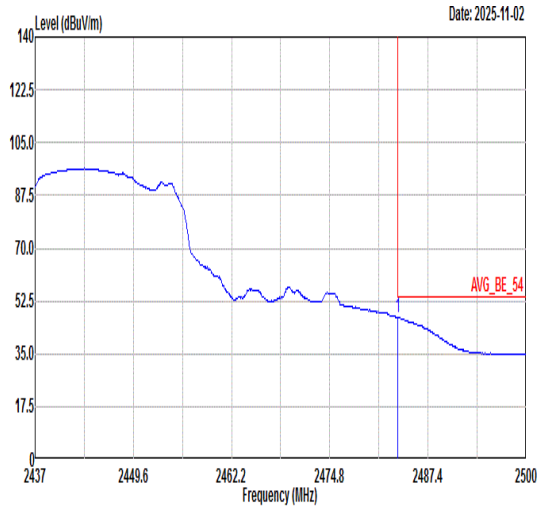 Freq Level Limit Line Margin (dB) Read Level Ant Factor Cable Loss Preamp Factor APos TPos Remark MHz dBuV/m dBuV/m dBuV dB/m dB dB cm deg 1 2483.56 46.99 54.00 -7.01 42.58 32.57 5.95 34.11 400 135 AVERAGE	Blank

Mode	14	
	Harmonic	
	2400-2483.5_802.11ax HE40_CH06_2437MHz	
ANT	24+23	
Pol.	Horizontal	Vertical
Peak Avg	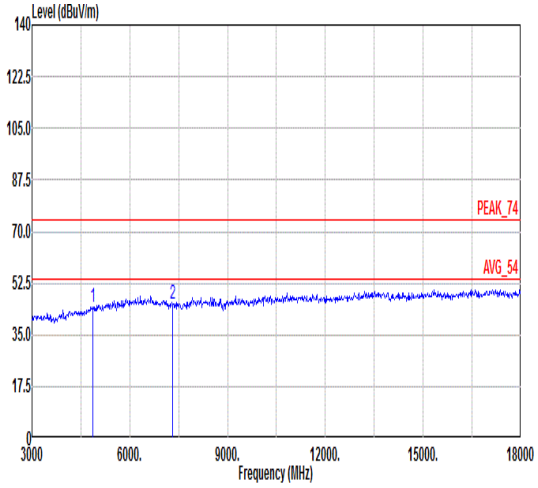 Freq Level Limit Line Margin Read Level Ant Factor Cable Loss Preamp Factor APos TPos Remark MHz dBuV/m dBuV/m dB dBuV dB/m dB dB cm deg 1 4874.00 44.23 74.00 -29.77 65.27 35.07 8.72 64.83 --- --- Peak 2 7311.00 45.20 74.00 -28.80 63.93 36.10 10.18 65.01 --- --- Peak	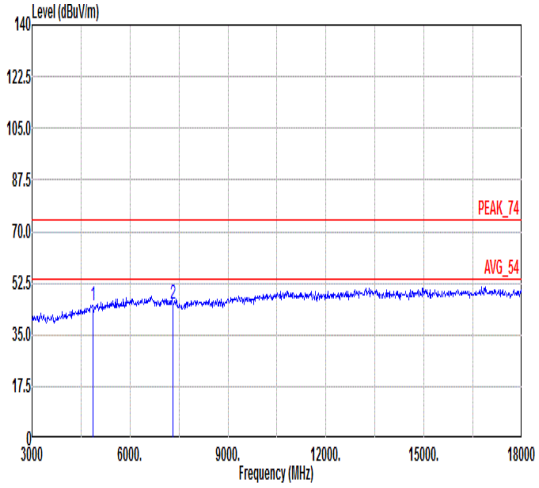 Freq Level Limit Line Margin Read Level Ant Factor Cable Loss Preamp Factor APos TPos Remark MHz dBuV/m dBuV/m dB dBuV dB/m dB dB cm deg 1 4874.00 44.86 74.00 -29.14 65.90 35.07 8.72 64.83 --- --- Peak 2 7311.00 45.49 74.00 -28.51 64.22 36.10 10.18 65.01 --- --- Peak

Mode	15	
	Band Edge - L	
	2400-2483.5_802.11ax HE40_CH09_2452MHz	
ANT	24+23	
Pol.	Horizontal	Fundamental
Peak	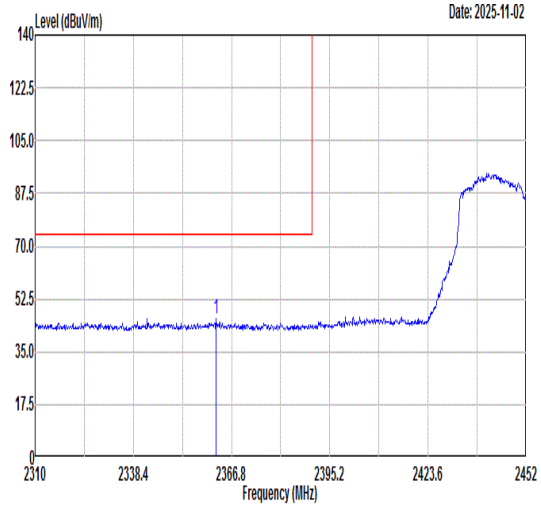 Freq Level Limit Line Margin (dB) Read Level Ant Factor Cable Loss Preamp Factor APos TPos Remark MHz dBuV/m dBuV/m dBuV dB/m dB dB cm deg 1 2362.40 45.80 74.00 -28.20 42.24 32.38 5.34 34.16 100 302 PEAK	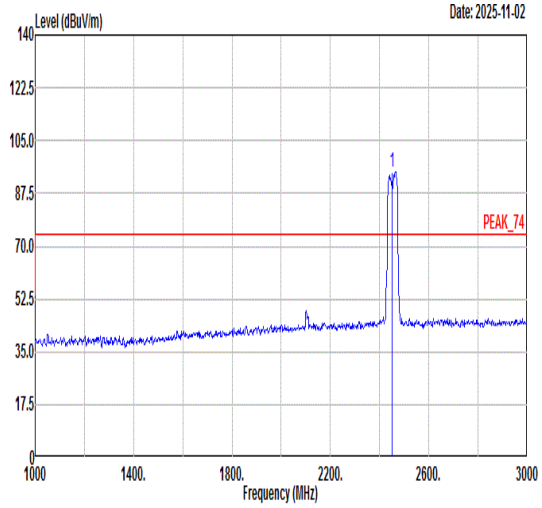 Freq Level Limit Line Margin (dB) Read Level Ant Factor Cable Loss Preamp Factor APos TPos Remark MHz dBuV/m dBuV/m dBuV dB/m dB dB cm deg 1 2452.00 94.72 ------ ------ 90.52 32.55 5.76 34.11 100 302 PEAK
Avg	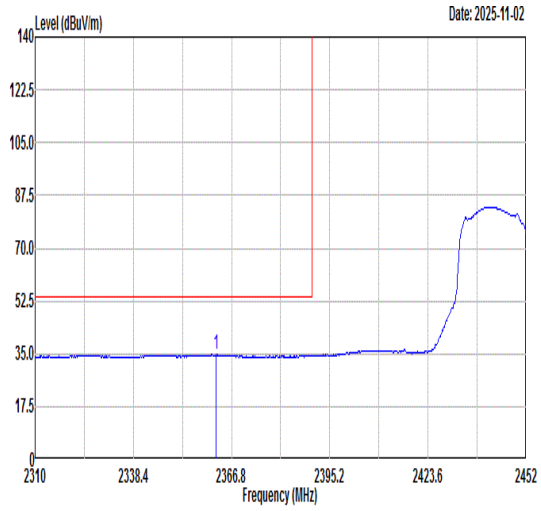 Freq Level Limit Line Margin (dB) Read Level Ant Factor Cable Loss Preamp Factor APos TPos Remark MHz dBuV/m dBuV/m dBuV dB/m dB dB cm deg 1 2362.40 34.73 54.00 -19.27 31.17 32.38 5.34 34.16 100 302 AVERAGE	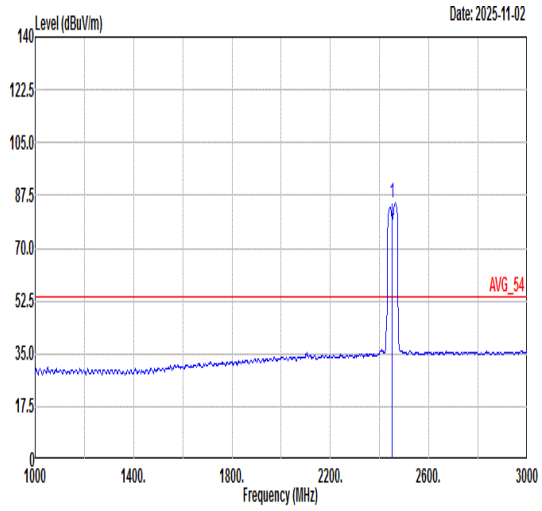 Freq Level Limit Line Margin (dB) Read Level Ant Factor Cable Loss Preamp Factor APos TPos Remark MHz dBuV/m dBuV/m dBuV dB/m dB dB cm deg 1 2452.00 84.88 ------ ------ 80.75 32.54 5.70 34.11 100 302 AVERAGE

Mode	15	
	Band Edge - R	
	2400-2483.5_802.11ax HE40_CH09_2452MHz	
ANT	24+23	
Pol.	Horizontal	Fundamental
Peak	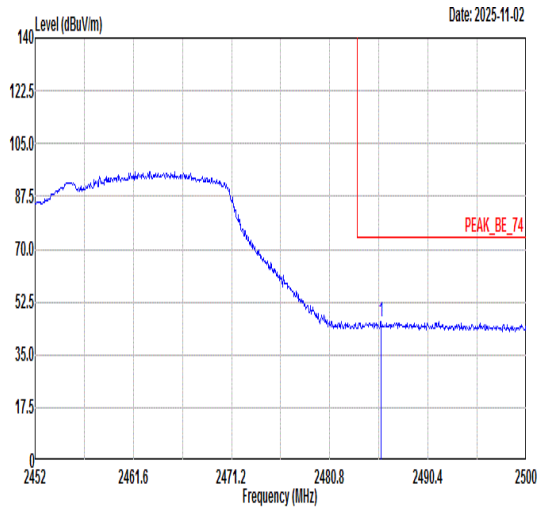 Freq Level Limit Line Margin (dB) Read Level Ant Factor Cable Loss Preamp Factor APos TPos Remark MHz dBuV/m dBuV/m dBuV dB/m dB dB cm deg 1 2485.79 46.03 74.00 -27.97 41.62 32.58 5.94 34.11 100 302 PEAK	Blank
Avg	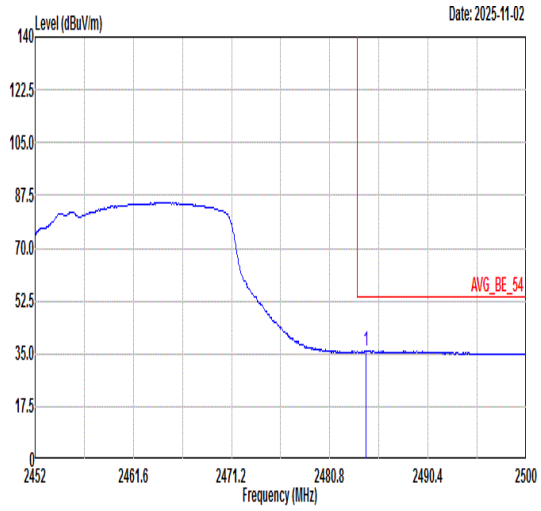 Freq Level Limit Line Margin (dB) Read Level Ant Factor Cable Loss Preamp Factor APos TPos Remark MHz dBuV/m dBuV/m dBuV dB/m dB dB cm deg 1 2484.35 36.13 54.00 -17.87 31.73 32.57 5.94 34.11 100 302 AVERAGE	Blank

Mode	15	
	Band Edge - L	
	2400-2483.5_802.11ax HE40_CH09_2452MHz	
ANT	24+23	
Pol.	Vertical	Fundamental
Peak	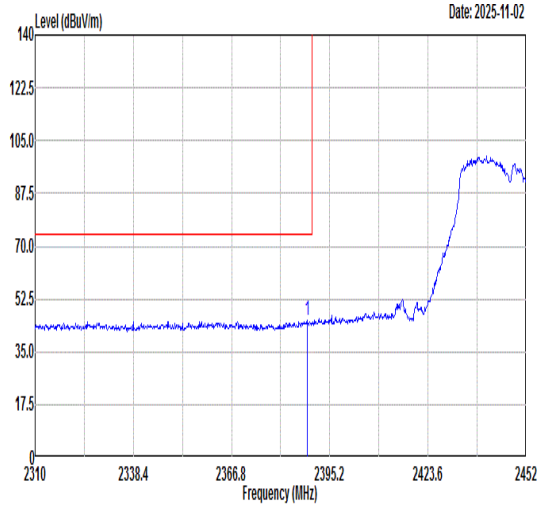 Freq Level Limit Line Margin (dB) Read Level Ant Factor Cable Loss Preamp Factor APos TPos Remark MHz dBuV/m dBuV/m dBuV dB/m dB dB cm deg 1 2388.67 45.59 74.00 -28.41 41.95 32.42 5.36 34.14 356 134 PEAK	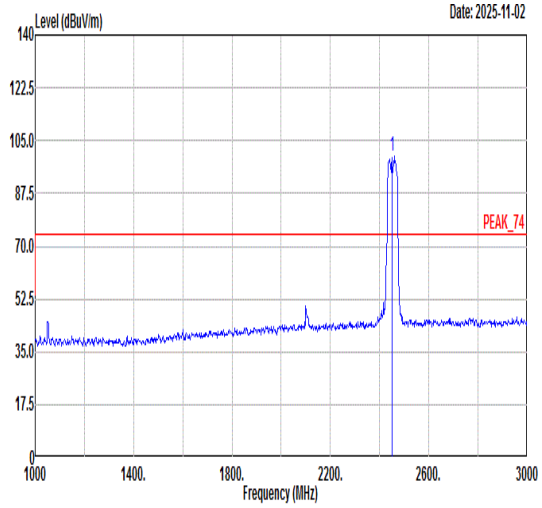 Freq Level Limit Line Margin (dB) Read Level Ant Factor Cable Loss Preamp Factor APos TPos Remark MHz dBuV/m dBuV/m dBuV dB/m dB dB cm deg 1 2452.00 99.70 ------ ------ 95.60 32.54 5.68 34.12 356 134 PEAK
Avg	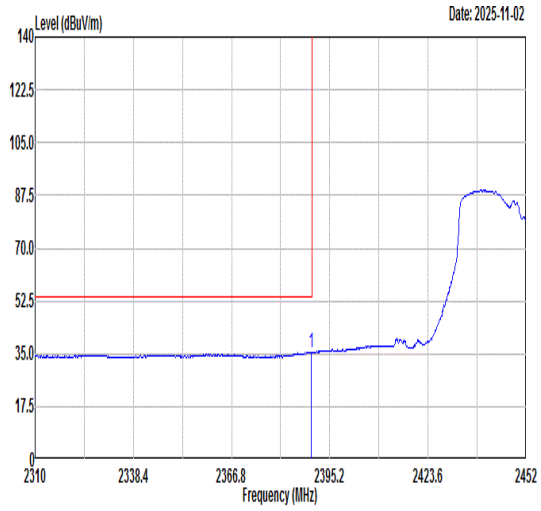 Freq Level Limit Line Margin (dB) Read Level Ant Factor Cable Loss Preamp Factor APos TPos Remark MHz dBuV/m dBuV/m dBuV dB/m dB dB cm deg 1 2389.95 35.60 54.00 -18.40 31.96 32.42 5.36 34.14 356 134 AVERAGE	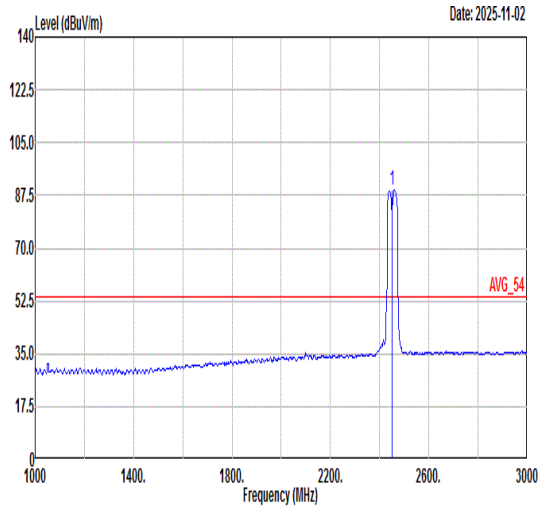 Freq Level Limit Line Margin (dB) Read Level Ant Factor Cable Loss Preamp Factor APos TPos Remark MHz dBuV/m dBuV/m dBuV dB/m dB dB cm deg 1 2452.00 89.27 ------ ------ 85.20 32.54 5.65 34.12 356 134 AVERAGE

Mode	15	
	Band Edge - R	
	2400-2483.5_802.11ax HE40_CH09_2452MHz	
ANT	24+23	
Pol.	Vertical	Fundamental
Peak	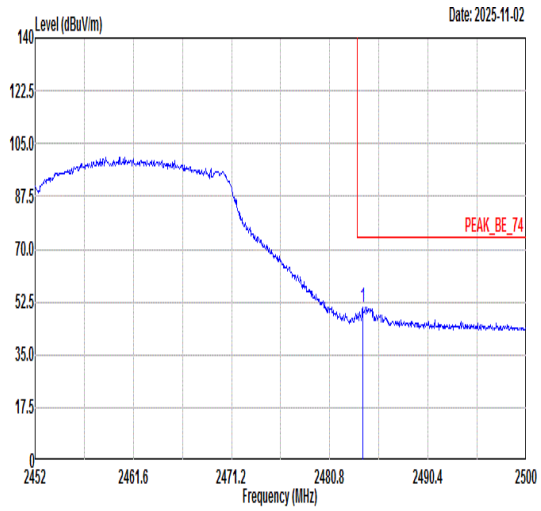 Freq Level Limit Line Margin (dB) Read Level Ant Factor Cable Loss Preamp Factor APos TPos Remark MHz dBuV/m dBuV/m dBuV dB/m dB dB cm deg 1 2484.02 50.81 74.00 -23.19 46.41 32.57 5.94 34.11 356 134 PEAK	Blank
Avg	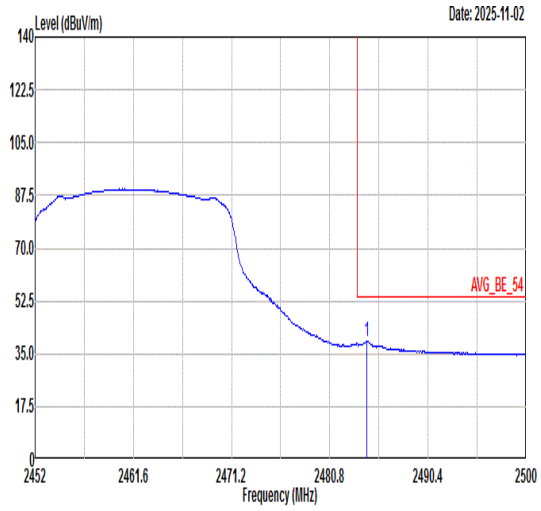 Freq Level Limit Line Margin (dB) Read Level Ant Factor Cable Loss Preamp Factor APos TPos Remark MHz dBuV/m dBuV/m dBuV dB/m dB dB cm deg 1 2484.45 39.21 54.00 -14.79 34.80 32.58 5.94 34.11 356 134 AVERAGE	Blank

Mode	15	
	Harmonic	
	2400-2483.5_802.11ax HE40_CH09_2452MHz	
ANT	24+23	
Pol.	Horizontal	Vertical
Peak Avg	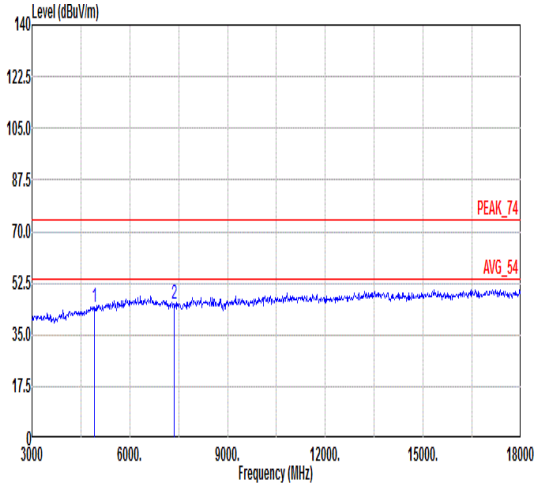 Freq Level Limit Line Margin Read Level Ant Factor Cable Loss Preamp Factor APos TPos Remark MHz dBuV/m dBuV/m dB dBuV dB/m dB dB cm deg 1 4904.00 44.41 74.00 -29.59 65.50 35.10 8.63 64.82 --- --- Peak 2 7356.00 45.35 74.00 -28.65 64.06 36.10 10.18 64.99 --- --- Peak	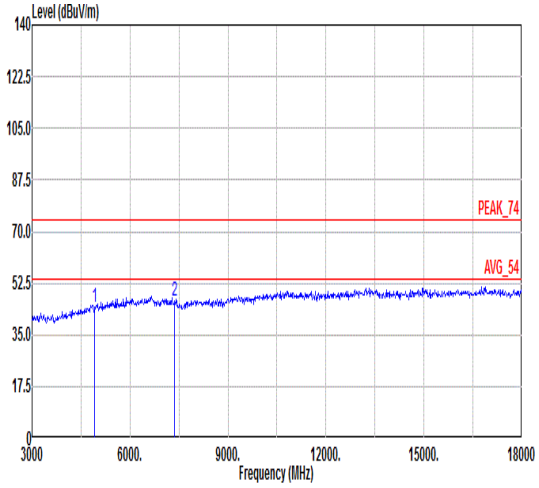 Freq Level Limit Line Margin Read Level Ant Factor Cable Loss Preamp Factor APos TPos Remark MHz dBuV/m dBuV/m dB dBuV dB/m dB dB cm deg 1 4904.00 44.25 74.00 -29.75 65.34 35.10 8.63 64.82 --- --- Peak 2 7356.00 46.28 74.00 -27.72 64.99 36.10 10.18 64.99 --- --- Peak

Mode	16	
	Band Edge - L	
	2400-2483.5_802.11ax HE40_CH10_2457MHz	
ANT	24+23	
Pol.	Horizontal	Fundamental
Peak	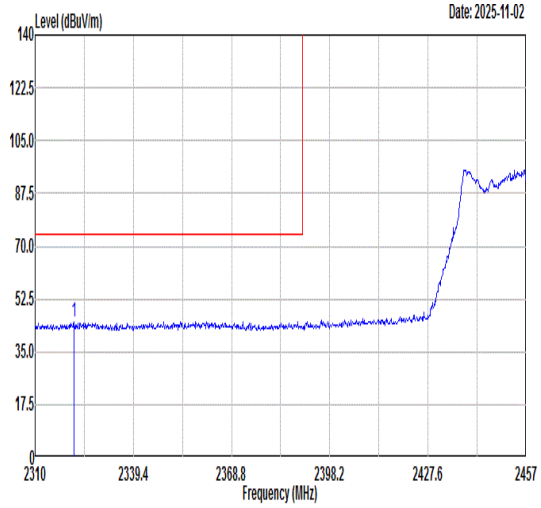 Freq Level Limit Line Margin (dB) Read Level Ant Factor Cable Loss Preamp Factor APos TPos Remark MHz dBuV/m dBuV/m dBuV dB/m dB dB cm deg 1 2321.61 44.88 74.00 -29.12 41.44 32.31 5.30 34.17 100 148 PEAK	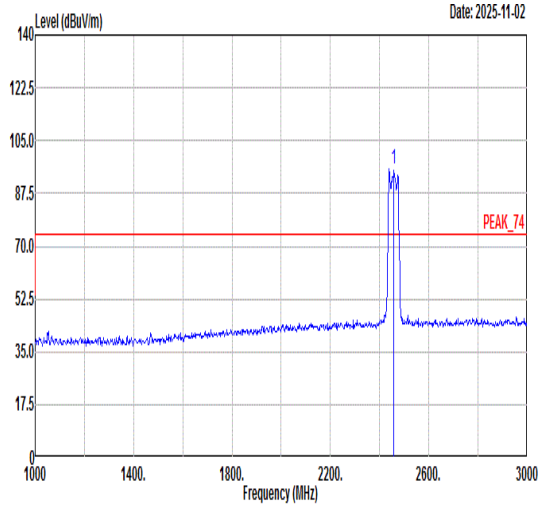 Freq Level Limit Line Margin (dB) Read Level Ant Factor Cable Loss Preamp Factor APos TPos Remark MHz dBuV/m dBuV/m dBuV dB/m dB dB cm deg 1 2457.00 95.45 ------ ------ 91.66 32.50 5.41 34.12 100 148 PEAK
Avg	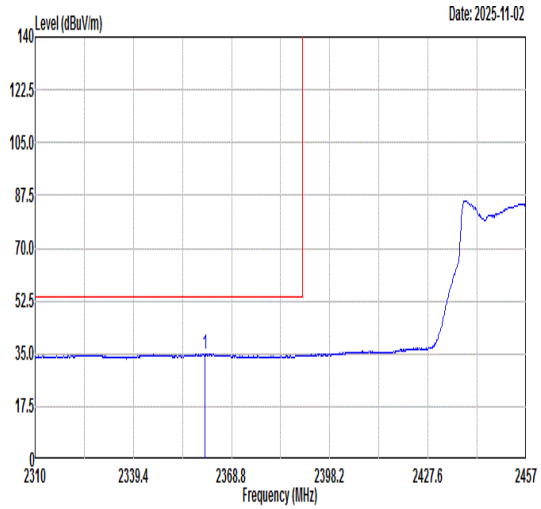 Freq Level Limit Line Margin (dB) Read Level Ant Factor Cable Loss Preamp Factor APos TPos Remark MHz dBuV/m dBuV/m dBuV dB/m dB dB cm deg 1 2360.86 34.80 54.00 -19.20 31.25 32.38 5.33 34.16 100 148 AVERAGE	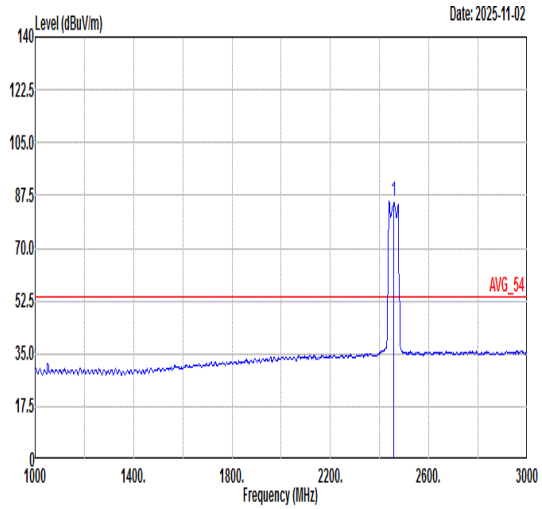 Freq Level Limit Line Margin (dB) Read Level Ant Factor Cable Loss Preamp Factor APos TPos Remark MHz dBuV/m dBuV/m dBuV dB/m dB dB cm deg 1 2457.00 85.60 ------ ------ 81.81 32.50 5.41 34.12 100 148 AVERAGE

Mode	16	
	Band Edge - R	
	2400-2483.5_802.11ax HE40_CH10_2457MHz	
ANT	24+23	
Pol.	Horizontal	Fundamental
Peak	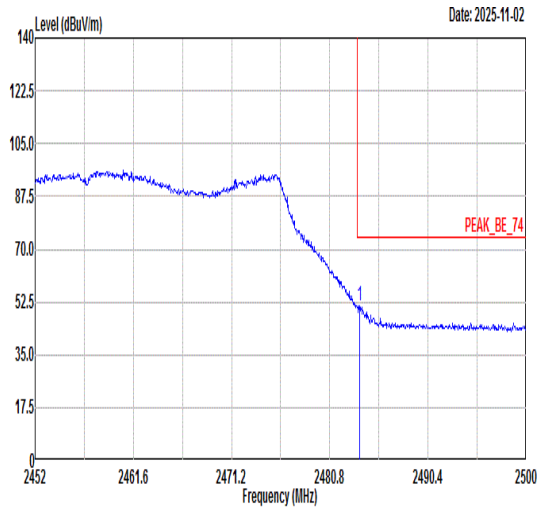 Freq Level Limit Line Margin (dB) Read Level Ant Factor Cable Loss Preamp Factor APos TPos Remark MHz dBuV/m dBuV/m dBuV dB/m dB dB cm deg 1 2483.73 51.24 74.00 -22.76 46.83 32.57 5.95 34.11 100 148 PEAK	Blank
Avg	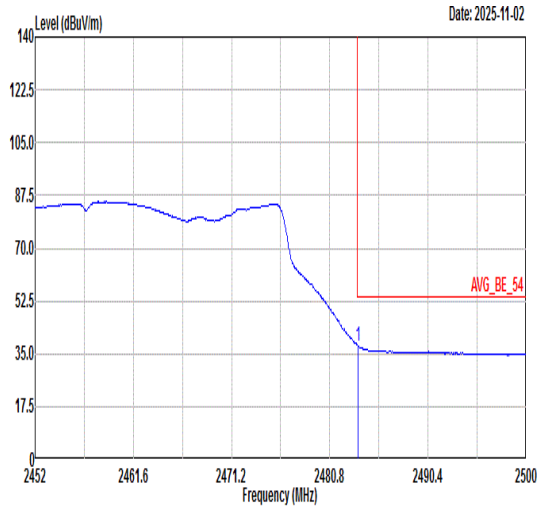 Freq Level Limit Line Margin (dB) Read Level Ant Factor Cable Loss Preamp Factor APos TPos Remark MHz dBuV/m dBuV/m dBuV dB/m dB dB cm deg 1 2483.54 37.76 54.00 -16.24 33.35 32.57 5.95 34.11 100 148 AVERAGE	Blank

Mode	16	
	Band Edge - L	
	2400-2483.5_802.11ax HE40_CH10_2457MHz	
ANT	24+23	
Pol.	Vertical	Fundamental
Peak	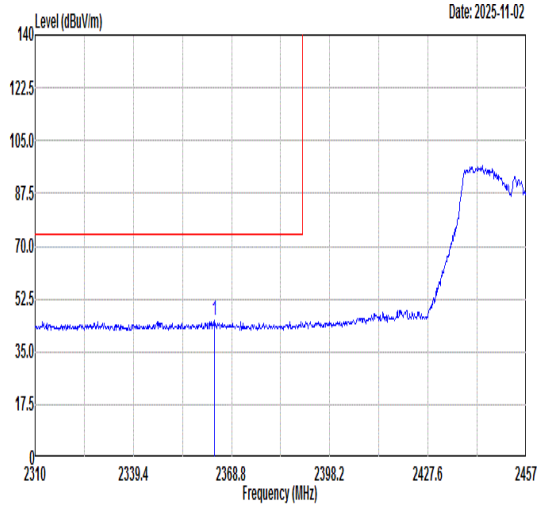 Freq Level Limit Line Margin (dB) Read Level Ant Factor Cable Loss Preamp Factor APos TPos Remark MHz dBuV/m dBuV/m dBuV dB/m dB dB cm deg 1 2363.66 45.19 74.00 -28.81 41.62 32.38 5.34 34.15 391 95 PEAK	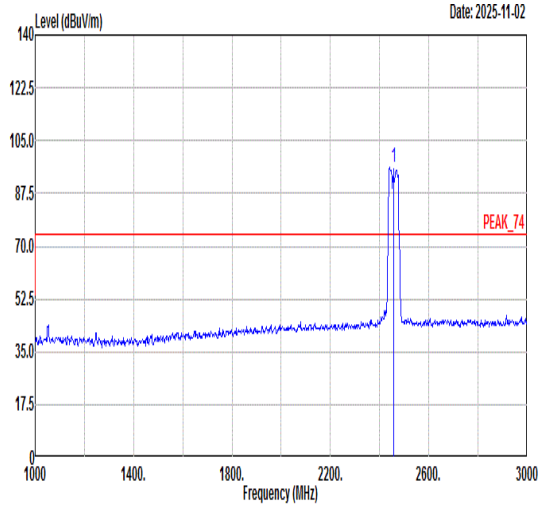 Freq Level Limit Line Margin (dB) Read Level Ant Factor Cable Loss Preamp Factor APos TPos Remark MHz dBuV/m dBuV/m dBuV dB/m dB dB cm deg 1 2457.00 96.06 ------ ------ 92.27 32.50 5.41 34.12 391 95 PEAK
Avg	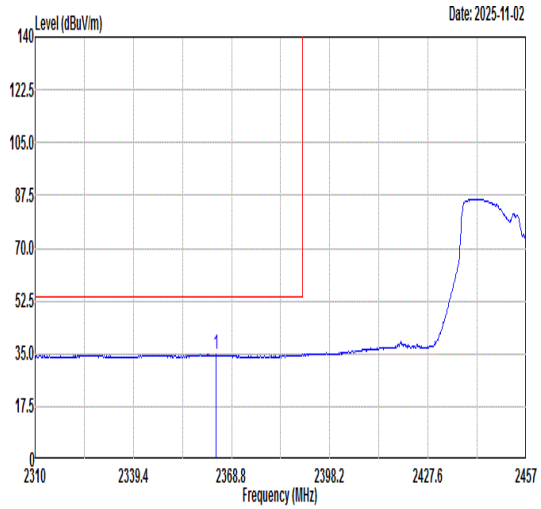 Freq Level Limit Line Margin (dB) Read Level Ant Factor Cable Loss Preamp Factor APos TPos Remark MHz dBuV/m dBuV/m dBuV dB/m dB dB cm deg 1 2364.24 34.68 54.00 -19.32 31.11 32.38 5.34 34.15 391 95 AVERAGE	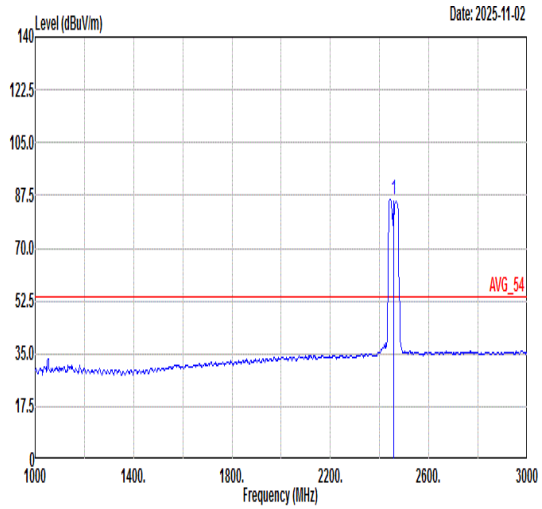 Freq Level Limit Line Margin (dB) Read Level Ant Factor Cable Loss Preamp Factor APos TPos Remark MHz dBuV/m dBuV/m dBuV dB/m dB dB cm deg 1 2457.00 86.04 ------ ------ 82.25 32.50 5.41 34.12 391 95 AVERAGE

Mode	16	
	Band Edge - R	
	2400-2483.5_802.11ax HE40_CH10_2457MHz	
ANT	24+23	
Pol.	Vertical	Fundamental
Peak	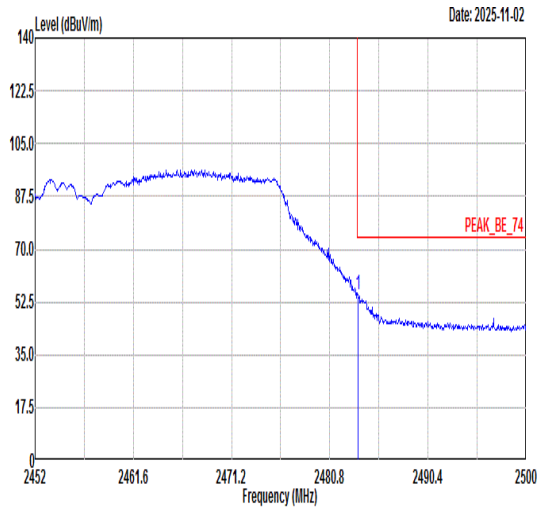 Freq Level Limit Line Margin (dB) Read Level Ant Factor Cable Loss Preamp Factor APos TPos Remark MHz dBuV/m dBuV/m dBuV dB/m dB dB cm deg 1 2483.58 54.84 74.00 -19.16 50.43 32.57 5.95 34.11 391 95 PEAK	Blank
Avg	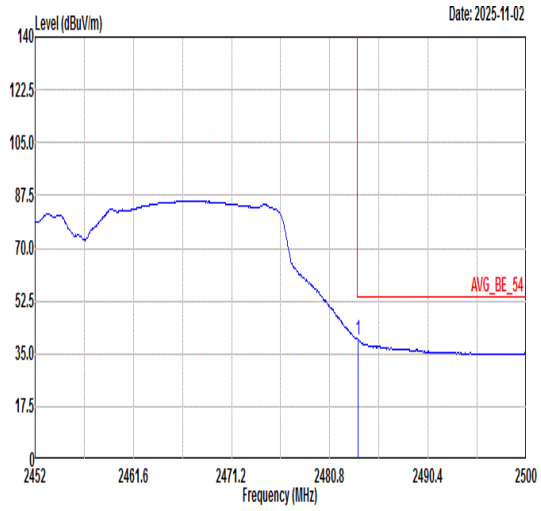 Freq Level Limit Line Margin (dB) Read Level Ant Factor Cable Loss Preamp Factor APos TPos Remark MHz dBuV/m dBuV/m dBuV dB/m dB dB cm deg 1 2483.54 39.65 54.00 -14.35 35.24 32.57 5.95 34.11 391 95 AVERAGE	Blank

Mode	16	
	Harmonic	
	2400-2483.5_802.11ax HE40_CH10_2457MHz	
ANT	24+23	
Pol.	Horizontal	Vertical
Peak Avg	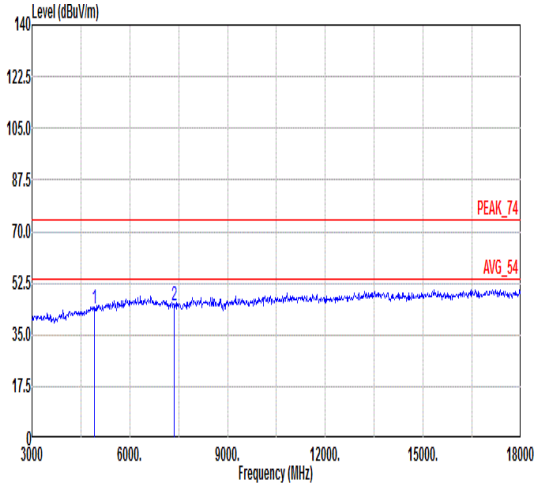 Freq Level Limit Line Margin Read Level Ant Factor Cable Loss Preamp Factor APos TPos Remark MHz dBuV/m dBuV/m dB dBuV dB/m dB dB cm deg 1 4914.00 43.97 74.00 -30.03 65.08 35.11 8.60 64.82 --- --- Peak 2 7371.00 44.82 74.00 -29.18 63.53 36.10 10.18 64.99 --- --- Peak	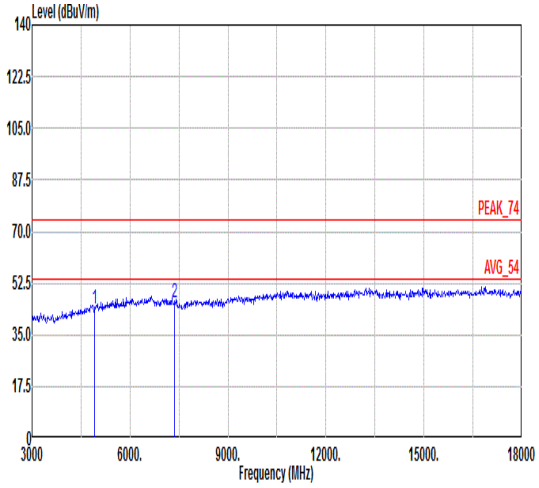 Freq Level Limit Line Margin Read Level Ant Factor Cable Loss Preamp Factor APos TPos Remark MHz dBuV/m dBuV/m dB dBuV dB/m dB dB cm deg 1 4914.00 43.96 74.00 -30.04 65.07 35.11 8.60 64.82 --- --- Peak 2 7371.00 45.75 74.00 -28.25 64.46 36.10 10.18 64.99 --- --- Peak

Mode	17	
	Band Edge	
	2400-2483.5_802.11ax HE20_CH01_Partial RU_2412MHz	
ANT	24+23	
Pol.	Horizontal	Fundamental
Peak	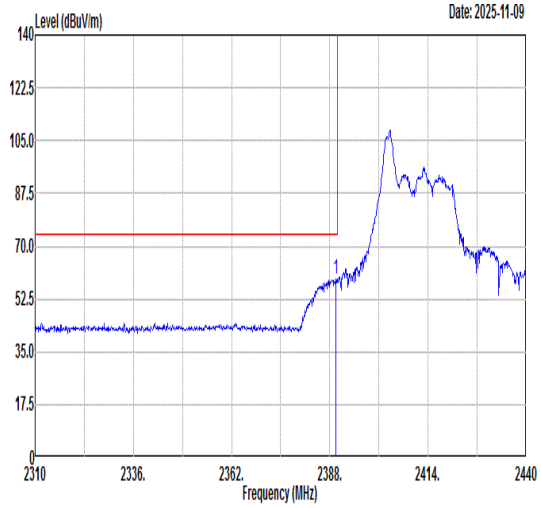 Freq Level Limit Line Margin (dB) Read Level Ant Factor Cable Loss Preamp Factor APos TPos Remark MHz dBuV/m dBuV/m dBuV dB/m dB dB cm deg 1 2389.69 59.23 74.00 -14.77 55.59 32.42 5.36 34.14 337 231 PEAK	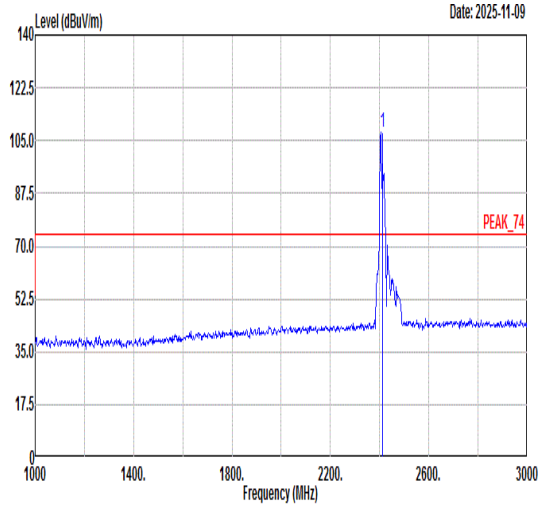 Freq Level Limit Line Margin (dB) Read Level Ant Factor Cable Loss Preamp Factor APos TPos Remark MHz dBuV/m dBuV/m dBuV dB/m dB dB cm deg 1 2412.00 107.83 ------ ------ 104.15 32.45 5.37 34.14 337 231 PEAK
Avg	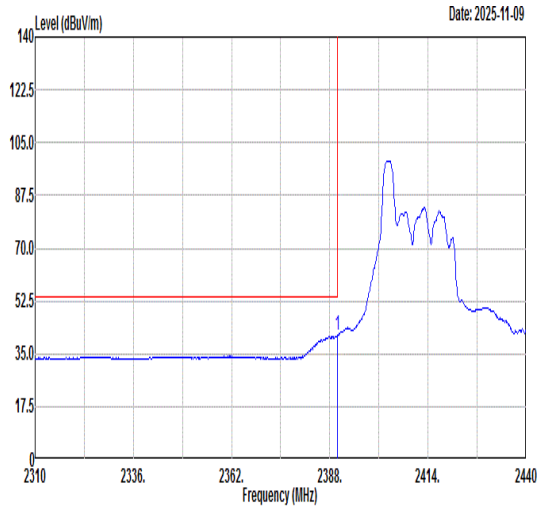 Freq Level Limit Line Margin (dB) Read Level Ant Factor Cable Loss Preamp Factor APos TPos Remark MHz dBuV/m dBuV/m dBuV dB/m dB dB cm deg 1 2389.95 40.99 54.00 -13.01 37.35 32.42 5.36 34.14 337 231 AVERAGE	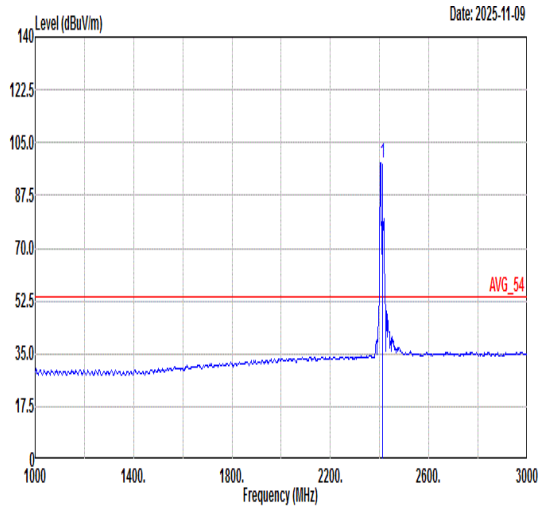 Freq Level Limit Line Margin (dB) Read Level Ant Factor Cable Loss Preamp Factor APos TPos Remark MHz dBuV/m dBuV/m dBuV dB/m dB dB cm deg 1 2412.00 98.36 ------ ------ 94.68 32.45 5.37 34.14 337 231 AVERAGE

Mode	17	
	Band Edge	
	2400-2483.5_802.11ax HE20_CH01_Partial RU_2412MHz	
ANT	24+23	
Pol.	Vertical	Fundamental
Peak	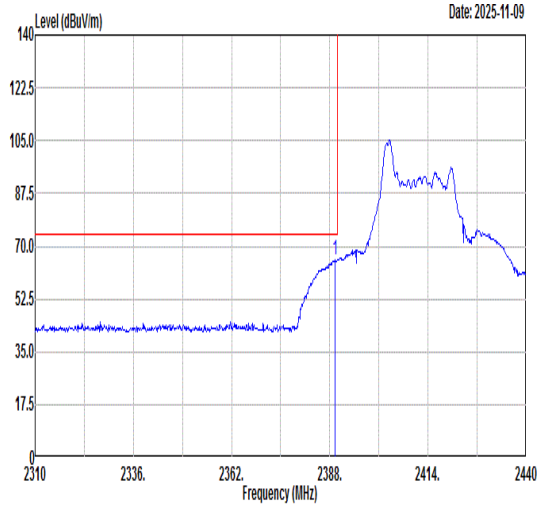 Freq Level Limit Line Margin (dB) Read Level Ant Factor Cable Loss Preamp Factor APos TPos Remark MHz dBuV/m dBuV/m dBuV dB/m dB dB cm deg 1 2389.43 65.41 74.00 -8.59 61.77 32.42 5.36 34.14 197 0 PEAK	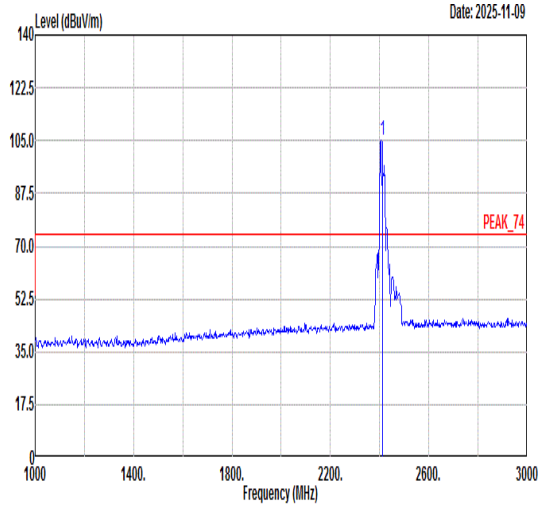 Freq Level Limit Line Margin (dB) Read Level Ant Factor Cable Loss Preamp Factor APos TPos Remark MHz dBuV/m dBuV/m dBuV dB/m dB dB cm deg 1 2412.00 105.23 ------ ------ 101.55 32.45 5.37 34.14 197 0 PEAK
Avg	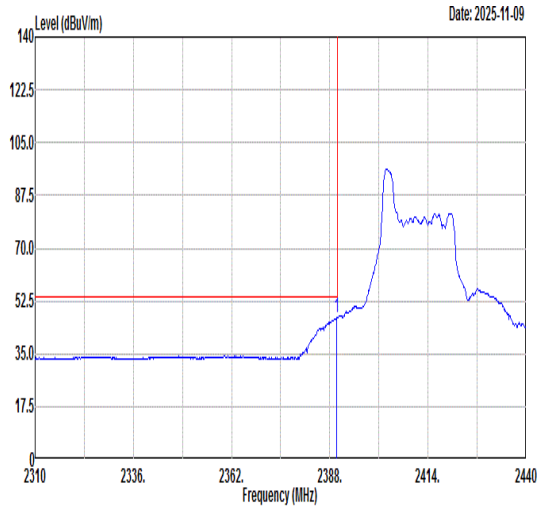 Freq Level Limit Line Margin (dB) Read Level Ant Factor Cable Loss Preamp Factor APos TPos Remark MHz dBuV/m dBuV/m dBuV dB/m dB dB cm deg 1 2389.82 46.93 54.00 -7.07 43.29 32.42 5.36 34.14 197 0 AVERAGE	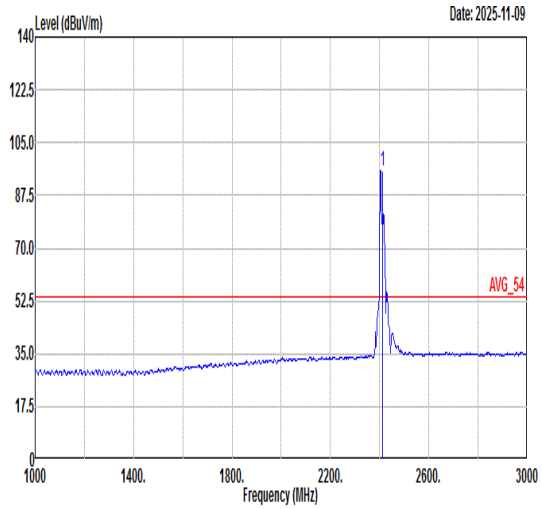 Freq Level Limit Line Margin (dB) Read Level Ant Factor Cable Loss Preamp Factor APos TPos Remark MHz dBuV/m dBuV/m dBuV dB/m dB dB cm deg 1 2412.00 95.83 ------ ------ 92.15 32.45 5.37 34.14 197 0 AVERAGE

Mode	18	
	Band Edge	
	2400-2483.5_802.11ax HE20_CH11_Partial RU_2462MHz	
ANT	24+23	
Pol.	Horizontal	Fundamental
Peak	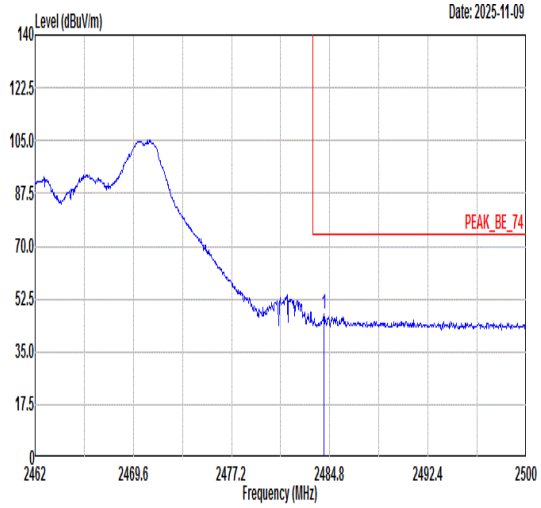 Freq Level Limit Line Margin (dB) Read Level Ant Factor Cable Loss Preamp Factor APos TPos Remark MHz dBuV/m dBuV/m dBuV dB/m dB dB cm deg 1 2484.34 47.31 74.00 -26.69 42.91 32.57 5.94 34.11 400 328 PEAK	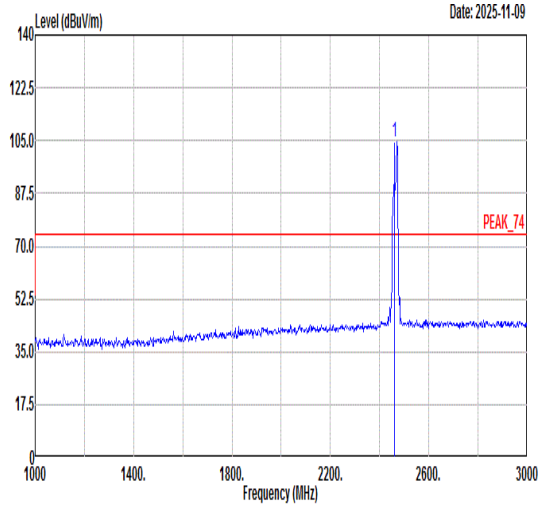 Freq Level Limit Line Margin (dB) Read Level Ant Factor Cable Loss Preamp Factor APos TPos Remark MHz dBuV/m dBuV/m dBuV dB/m dB dB cm deg 1 2462.00 104.74 ------ ------ 100.51 32.55 5.79 34.11 400 328 PEAK
Avg	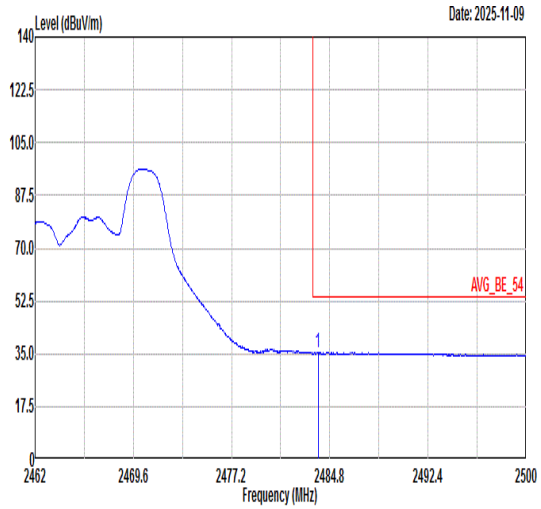 Freq Level Limit Line Margin (dB) Read Level Ant Factor Cable Loss Preamp Factor APos TPos Remark MHz dBuV/m dBuV/m dBuV dB/m dB dB cm deg 1 2483.89 35.42 54.00 -18.58 31.02 32.57 5.94 34.11 400 328 AVERAGE	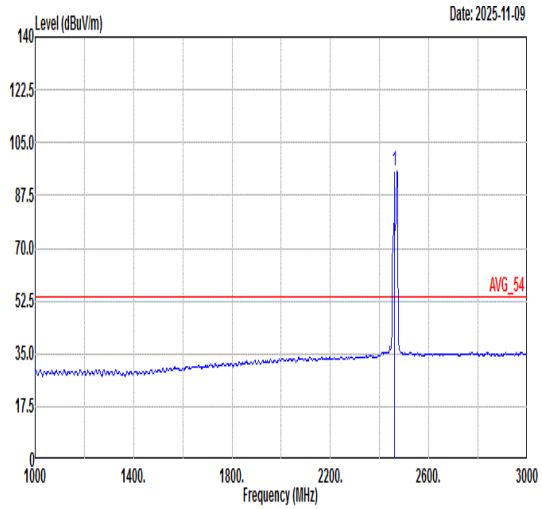 Freq Level Limit Line Margin (dB) Read Level Ant Factor Cable Loss Preamp Factor APos TPos Remark MHz dBuV/m dBuV/m dBuV dB/m dB dB cm deg 1 2462.00 95.82 ------ ------ 91.59 32.55 5.79 34.11 400 328 AVERAGE

Mode	18	
	Band Edge	
	2400-2483.5_802.11ax HE20_CH11_Partial RU_2462MHz	
ANT	24+23	
Pol.	Vertical	Fundamental
Peak	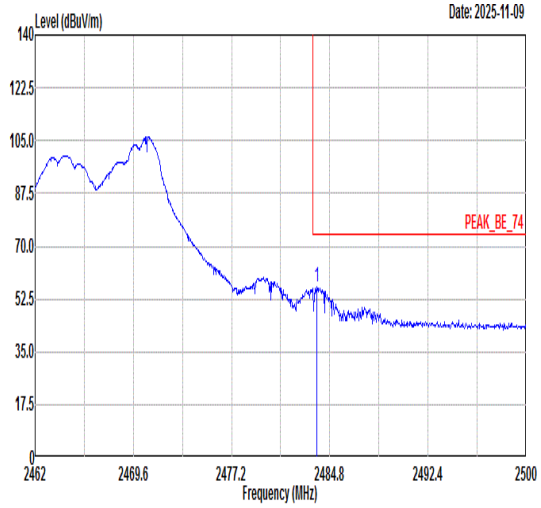 Freq Level Limit Line Margin (dB) Read Level Ant Factor Cable Loss Preamp Factor APos TPos Remark MHz dBuV/m dBuV/m dBuV dB/m dB dB cm deg 1 2483.81 56.40 74.00 -17.60 51.99 32.57 5.95 34.11 256 105 PEAK	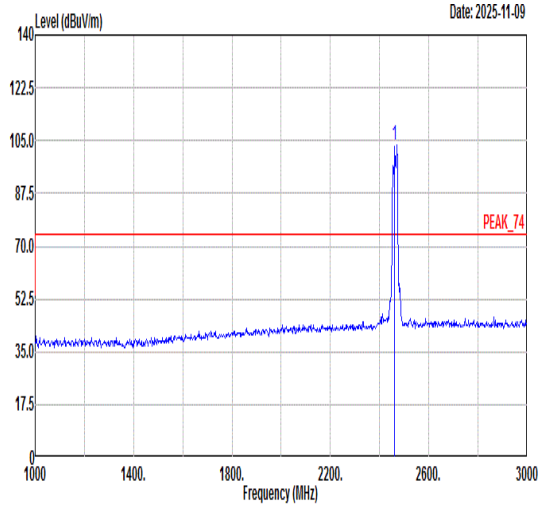 Freq Level Limit Line Margin (dB) Read Level Ant Factor Cable Loss Preamp Factor APos TPos Remark MHz dBuV/m dBuV/m dBuV dB/m dB dB cm deg 1 2462.00 103.47 ------ ------ 99.24 32.55 5.79 34.11 256 105 PEAK
Avg	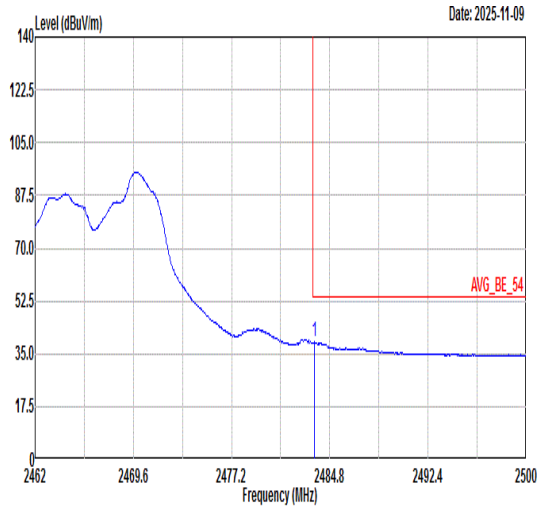 Freq Level Limit Line Margin (dB) Read Level Ant Factor Cable Loss Preamp Factor APos TPos Remark MHz dBuV/m dBuV/m dBuV dB/m dB dB cm deg 1 2483.58 38.89 54.00 -15.11 34.48 32.57 5.95 34.11 256 105 AVERAGE	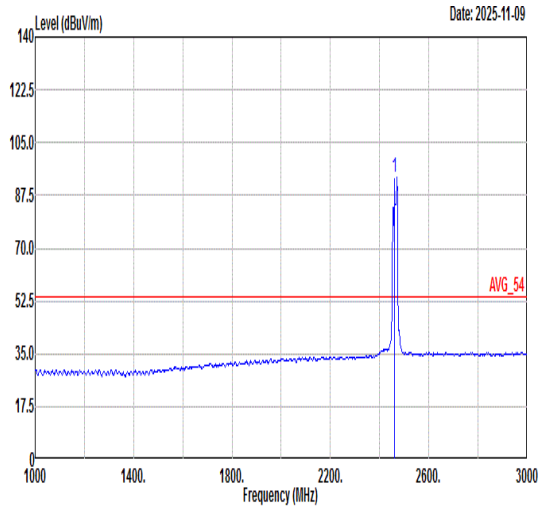 Freq Level Limit Line Margin (dB) Read Level Ant Factor Cable Loss Preamp Factor APos TPos Remark MHz dBuV/m dBuV/m dBuV dB/m dB dB cm deg 1 2462.00 93.62 ------ ------ 89.39 32.55 5.79 34.11 256 105 AVERAGE

Mode	19	
	LF	
	2400-2483.5_802.11ax HE20_CH06_2437MHz	
ANT	24+23	
Pol.	Horizontal	Vertical
QP/ Peak	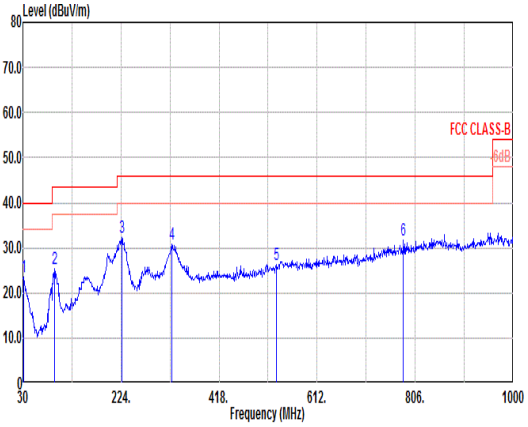	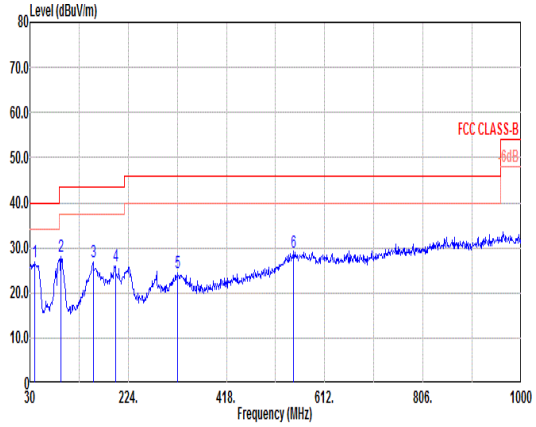

	Freq	Level	Limit Line	Margin	Read Level	Ant Factor	Cable Loss	Preamp Factor	APos	TPos	Remark
	MHz	dBuV/m	dBuV/m	dB	dBuV	dB/m	dB	dB	cm	deg	
1	30.97	23.41	40.00	-16.59	29.69	24.72	0.54	31.54	---	---	Peak
2	92.08	25.37	43.50	-18.13	41.05	15.06	0.96	31.70	---	---	Peak
3	225.94	32.27	46.00	-13.73	46.23	16.00	1.54	31.50	---	---	Peak
4	323.91	30.75	46.00	-15.25	40.57	19.84	1.89	31.55	---	---	Peak
5	531.49	26.30	46.00	-19.70	30.84	24.35	2.41	31.30	---	---	Peak
6	782.72	31.59	46.00	-14.41	30.94	28.81	2.91	31.07	---	---	Peak

	Freq	Level	Limit Line	Margin	Read Level	Ant Factor	Cable Loss	Preamp Factor	APos	TPos	Remark
	MHz	dBuV/m	dBuV/m	dB	dBuV	dB/m	dB	dB	cm	deg	
1	38.73	26.76	40.00	-13.24	37.17	20.69	0.60	31.70	---	---	Peak
2	91.11	28.01	43.50	-15.49	43.81	14.94	0.96	31.70	---	---	Peak
3	155.13	27.01	43.50	-16.49	40.55	16.78	1.27	31.59	---	---	Peak
4	198.78	25.97	43.50	-17.53	41.05	14.99	1.43	31.50	---	---	Peak
5	321.97	24.50	46.00	-21.50	34.40	19.78	1.88	31.56	---	---	Peak
6	549.92	28.89	46.00	-17.11	31.35	26.38	2.46	31.30	---	---	Peak