Mode	23	
	Band Edge - L	
	U-NII-2C_5.47-5.725_802.11ax HE40_CH102_Full_5510MHz	
ANT	23	
Pol.	Vertical	Fundamental
Peak	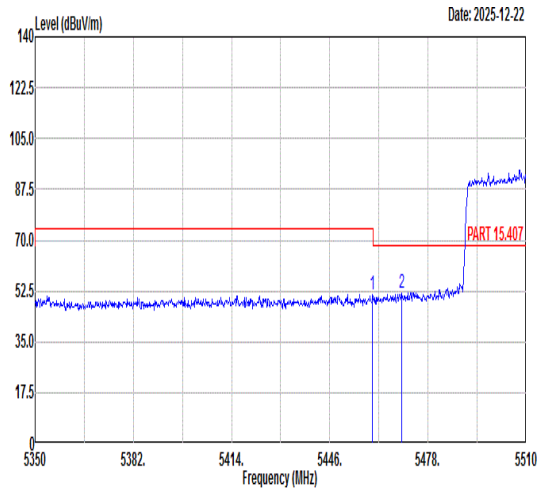 Freq Level Limit Line Margin (dB) Read Level Ant Factor Cable Loss Preamp Factor APos TPos Remark 1 5459.92 51.04 74.00 -22.96 39.28 35.48 9.69 33.41 323 246 PEAK 2 5469.36 51.53 68.30 -16.77 39.77 35.48 9.69 33.41 323 246 PEAK	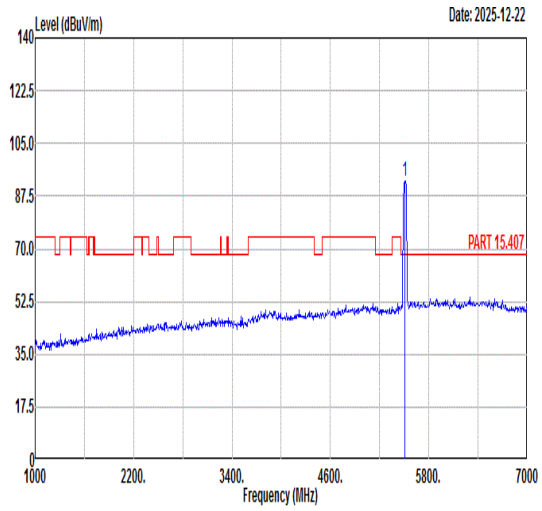 Freq Level Limit Line Margin (dB) Read Level Ant Factor Cable Loss Preamp Factor APos TPos Remark 1 5510.00 92.69 ------ ------ 80.87 35.51 9.71 33.40 323 246 PEAK
Avg	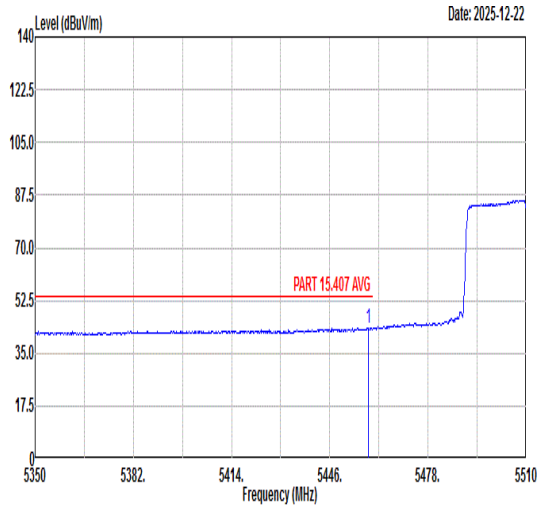 Freq Level Limit Line Margin (dB) Read Level Ant Factor Cable Loss Preamp Factor APos TPos Remark 1 5458.48 43.33 54.00 -10.67 31.57 35.48 9.69 33.41 323 246 AVERAGE	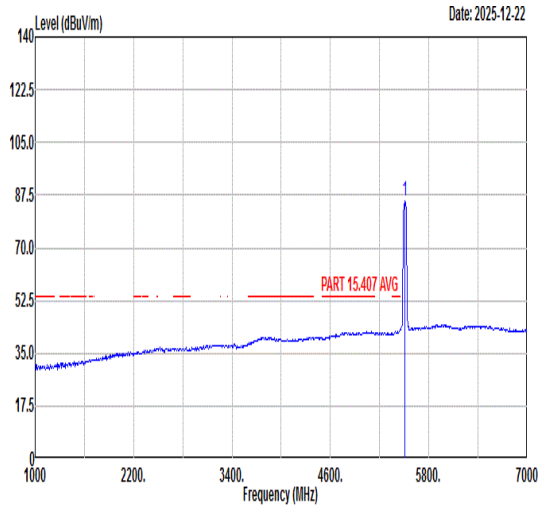 Freq Level Limit Line Margin (dB) Read Level Ant Factor Cable Loss Preamp Factor APos TPos Remark 1 5510.00 85.44 ------ ------ 73.61 35.52 9.71 33.40 323 246 AVERAGE

Mode	23	
	Band Edge - R	
	U-NII-2C_5.47-5.725_802.11ax HE40_CH102_Full_5510MHz	
ANT	23	
Pol.	Vertical	Fundamental
Peak	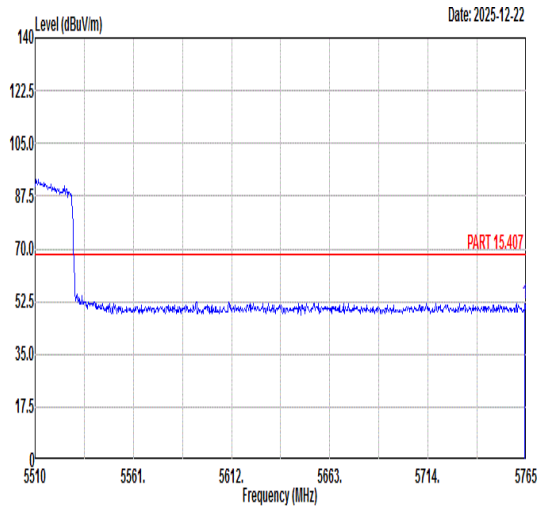 Freq Level Limit Line Margin (dB) Read Level Ant Factor Cable Loss Preamp Factor APos TPos Remark MHz dBuV/m dBuV/m dBuV dB/m dB dB cm deg 1 5764.24 51.93 68.30 -16.37 39.41 35.87 10.10 33.45 323 246 PEAK	Blank

Mode	24	
	Band Edge - L	
	U-NII-2C_5.47-5.725_802.11ax HE40_CH134_Full_5670MHz	
ANT	23	
Pol.	Horizontal	Fundamental
Peak	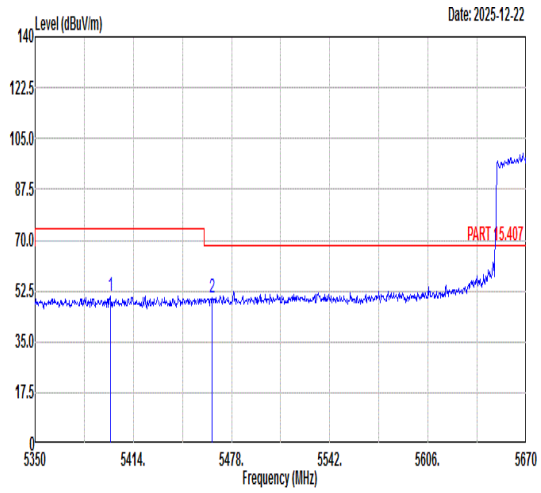 Freq Level Limit Line Margin (dB) Read Level Ant Factor Cable Loss Preamp Factor APos TPos Remark MHz dBuV/m dBuV/m dBuV dB/m dB dB cm deg 1 5399.28 50.71 74.00 -23.29 39.07 35.44 9.62 33.42 100 295 PEAK 2 5465.20 50.34 68.30 -17.96 38.58 35.48 9.69 33.41 100 295 PEAK	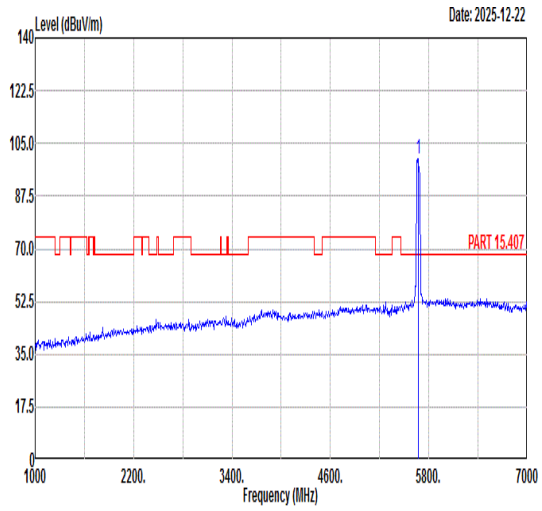 Freq Level Limit Line Margin (dB) Read Level Ant Factor Cable Loss Preamp Factor APos TPos Remark MHz dBuV/m dBuV/m dBuV dB/m dB dB cm deg 1 5670.00 99.93 ------ ------ 87.72 35.74 9.90 33.43 100 295 PEAK
Avg	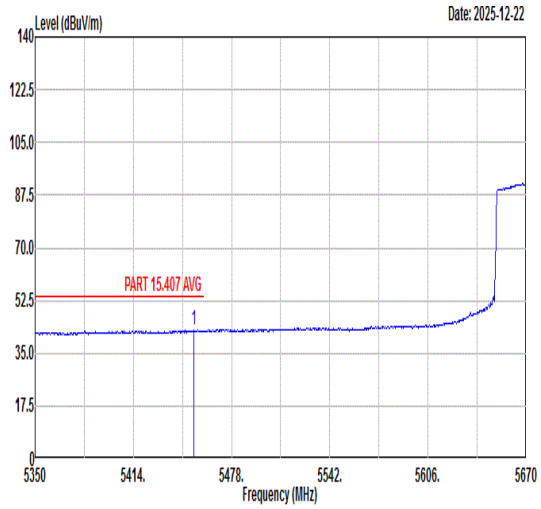 Freq Level Limit Line Margin (dB) Read Level Ant Factor Cable Loss Preamp Factor APos TPos Remark MHz dBuV/m dBuV/m dBuV dB/m dB dB cm deg 1 5453.36 42.61 54.00 -11.39 30.87 35.47 9.68 33.41 100 295 AVERAGE	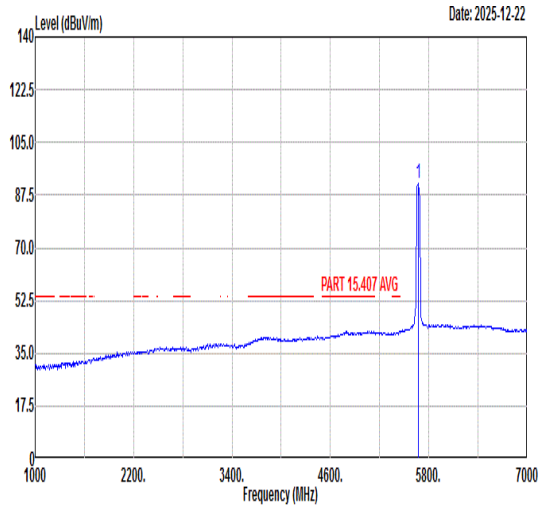 Freq Level Limit Line Margin (dB) Read Level Ant Factor Cable Loss Preamp Factor APos TPos Remark MHz dBuV/m dBuV/m dBuV dB/m dB dB cm deg 1 5670.00 91.32 ------ ------ 79.11 35.74 9.90 33.43 100 295 AVERAGE

Mode	24	
	Band Edge - R	
	U-NII-2C_5.47-5.725_802.11ax HE40_CH134_Full_5670MHz	
ANT	23	
Pol.	Horizontal	Fundamental
Peak	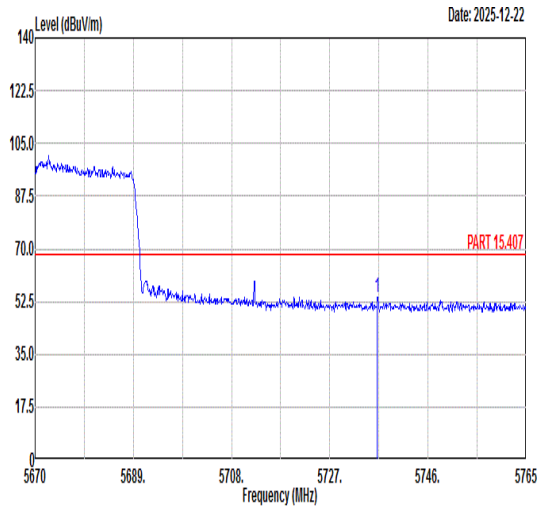 Freq Level Limit Line Margin (dB) Read Level Ant Factor Cable Loss Preamp Factor APos TPos Remark MHz dBuV/m dBuV/m dBuV dB/m dB dB cm deg 1 5736.22 53.74 68.30 -14.56 41.32 35.83 10.04 33.45 100 295 PEAK	Blank

Mode	24
	Band Edge - L
	U-NII-2C_5.47-5.725_802.11ax HE40_CH134_Full_5670MHz
ANT	23

Pol.	Vertical	Fundamental
Peak	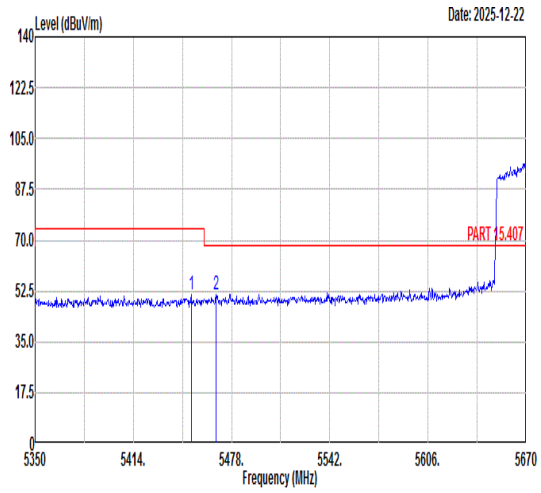 Freq Level Limit Line Margin (dB) Read Level Ant Factor Cable Loss Preamp Factor APos TPos Remark MHz dBuV/m dBuV/m dBuV dB/m dB dB cm deg 1 5451.76 51.09 74.00 -22.91 39.35 35.47 9.68 33.41 343 250 PEAK 2 5467.76 51.07 68.30 -17.23 39.31 35.48 9.69 33.41 343 250 PEAK	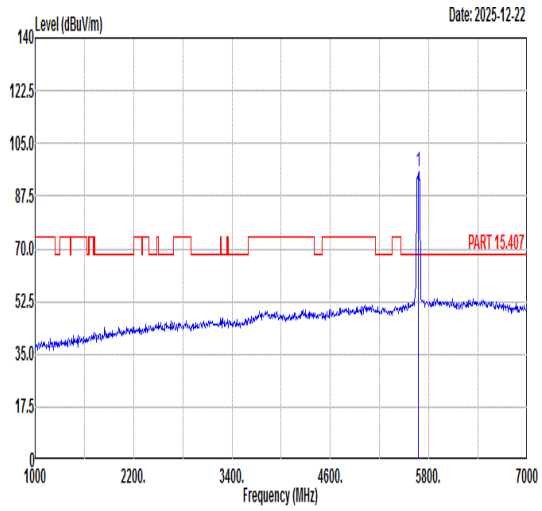 Freq Level Limit Line Margin (dB) Read Level Ant Factor Cable Loss Preamp Factor APos TPos Remark MHz dBuV/m dBuV/m dBuV dB/m dB dB cm deg 1 5670.00 95.85 ------ ------ 83.59 35.76 9.94 33.44 343 250 PEAK
Avg	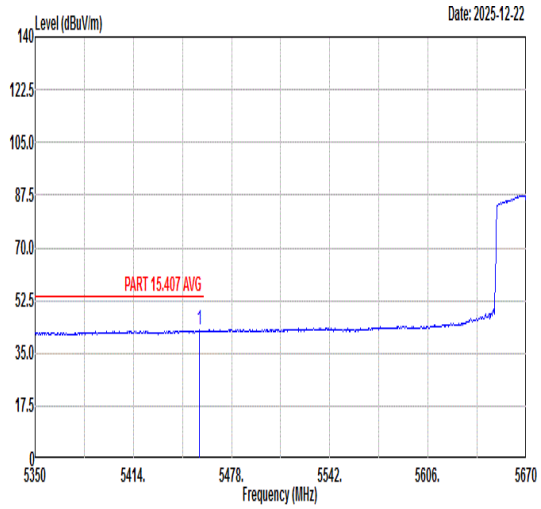 Freq Level Limit Line Margin (dB) Read Level Ant Factor Cable Loss Preamp Factor APos TPos Remark MHz dBuV/m dBuV/m dBuV dB/m dB dB cm deg 1 5456.88 42.57 54.00 -11.43 30.82 35.47 9.69 33.41 343 250 AVERAGE	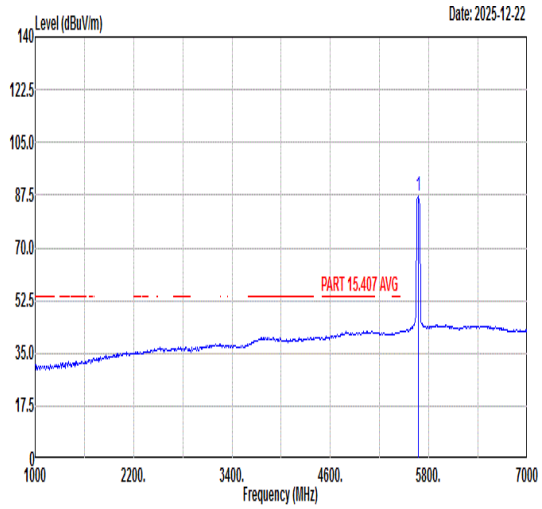 Freq Level Limit Line Margin (dB) Read Level Ant Factor Cable Loss Preamp Factor APos TPos Remark MHz dBuV/m dBuV/m dBuV dB/m dB dB cm deg 1 5670.00 87.23 ------ ------ 75.02 35.74 9.90 33.43 343 250 AVERAGE

Mode	24	
	Band Edge - R	
	U-NII-2C_5.47-5.725_802.11ax HE40_CH134_Full_5670MHz	
ANT	23	
Pol.	Vertical	Fundamental
Peak	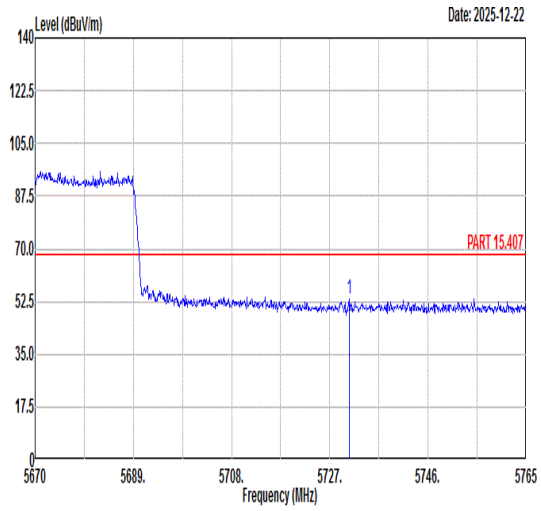 Freq Level Limit Line Margin (dB) Read Level Ant Factor Cable Loss Preamp Factor APos TPos Remark MHz dBuV/m dBuV/m dBuV dB/m dB dB cm deg 1 5730.80 53.53 68.30 -14.77 41.13 35.82 10.03 33.45 343 250 PEAK	Blank

Mode	25	
	Band Edge - L	
	U-NII-1_5.15-5.25_802.11ax HE80_CH42_Full_5210MHz	
ANT	23	
Pol.	Horizontal	Fundamental
Peak	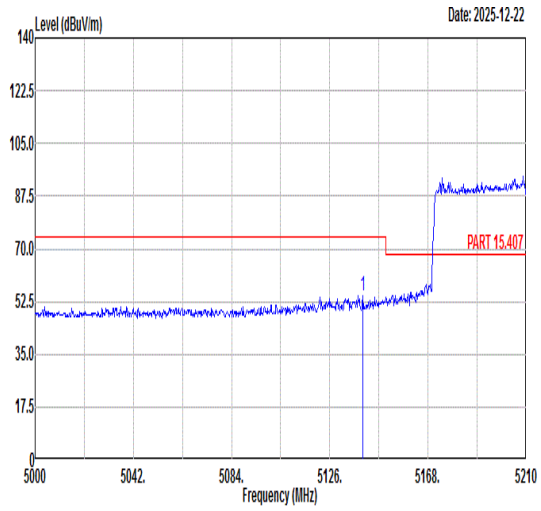 Freq Level Limit Line Margin (dB) Read Level Ant Factor Cable Loss Preamp Factor APos TPos Remark MHz dBuV/m dBuV/m dBuV dB/m dB dB cm deg 1 5140.28 54.46 74.00 -19.54 44.13 35.28 8.52 33.47 101 296 PEAK	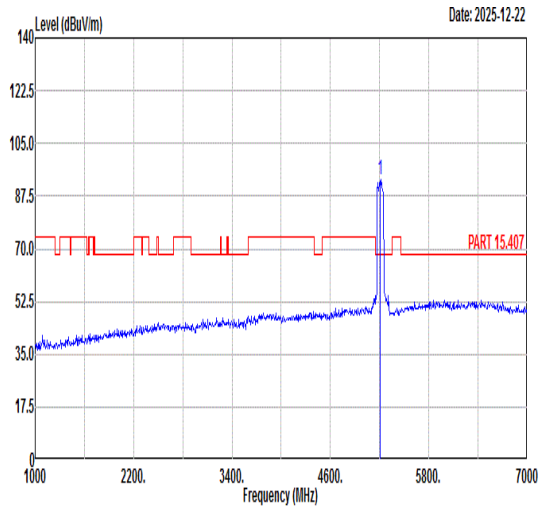 Freq Level Limit Line Margin (dB) Read Level Ant Factor Cable Loss Preamp Factor APos TPos Remark MHz dBuV/m dBuV/m dBuV dB/m dB dB cm deg 1 5210.00 92.79 ------ ------ 82.27 35.33 8.65 33.46 101 296 PEAK
Avg	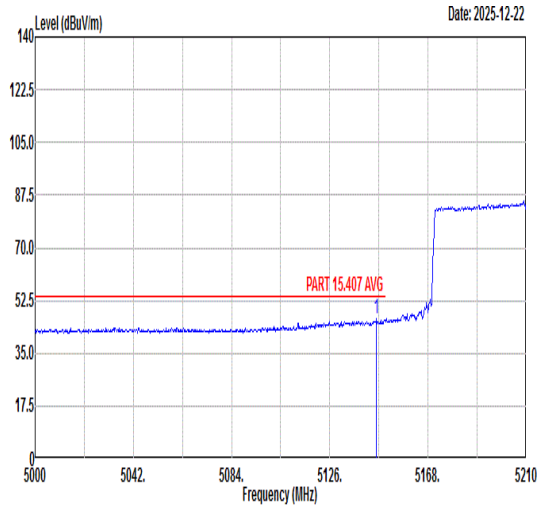 Freq Level Limit Line Margin (dB) Read Level Ant Factor Cable Loss Preamp Factor APos TPos Remark MHz dBuV/m dBuV/m dBuV dB/m dB dB cm deg 1 5145.95 46.34 54.00 -7.66 35.99 35.29 8.53 33.47 101 296 AVERAGE	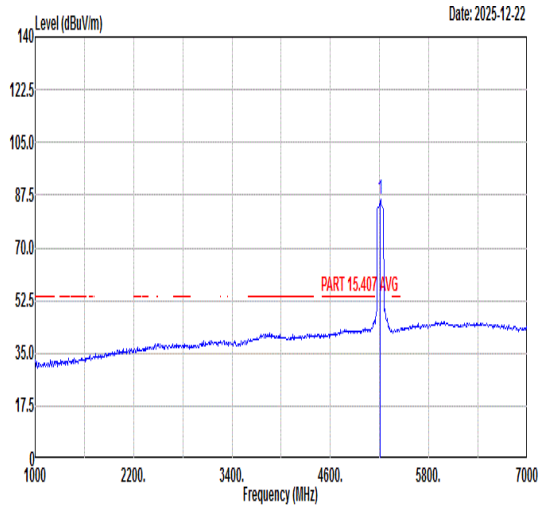 Freq Level Limit Line Margin (dB) Read Level Ant Factor Cable Loss Preamp Factor APos TPos Remark MHz dBuV/m dBuV/m dBuV dB/m dB dB cm deg 1 5210.00 86.30 ------ ------ 75.78 35.33 8.65 33.46 101 296 AVERAGE

Mode	25	
	Band Edge - R	
	U-NII-1_5.15-5.25_802.11ax HE80_CH42_Full_5210MHz	
ANT	23	
Pol.	Horizontal	Fundamental
Peak	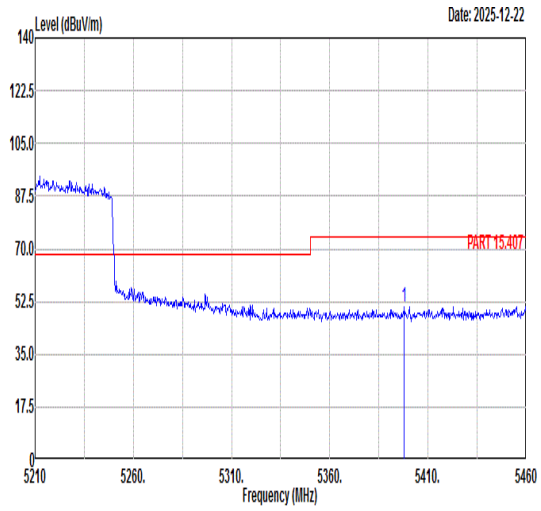 Freq Level Limit Line Margin (dB) Read Level Ant Factor Cable Loss Preamp Factor APos TPos Remark MHz dBuV/m dBuV/m dBuV dB/m dB dB cm deg 1 5398.00 50.82 74.00 -23.18 39.19 35.44 9.61 33.42 101 296 PEAK	Blank
Avg	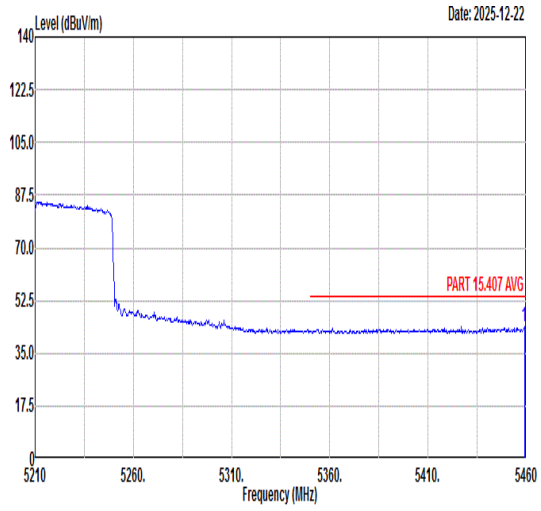 Freq Level Limit Line Margin (dB) Read Level Ant Factor Cable Loss Preamp Factor APos TPos Remark MHz dBuV/m dBuV/m dBuV dB/m dB dB cm deg 1 5459.00 43.74 54.00 -10.26 31.98 35.48 9.69 33.41 101 296 AVERAGE	Blank

Mode	25	
	Band Edge - L	
	U-NII-1_5.15-5.25_802.11ax HE80_CH42_Full_5210MHz	
ANT	23	
Pol.	Vertical	Fundamental
Peak	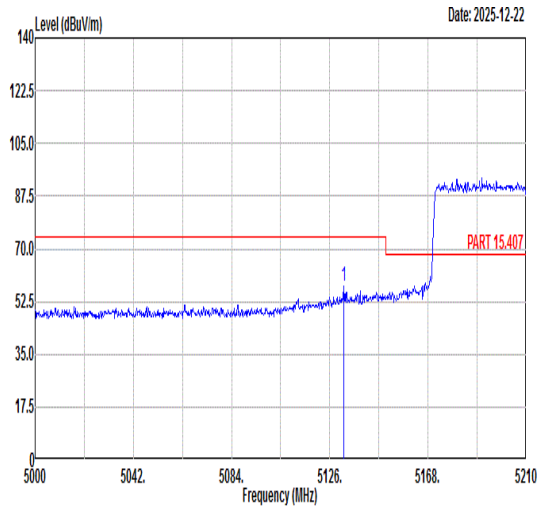 Freq Level Limit Line Margin (dB) Read Level Ant Factor Cable Loss Preamp Factor APos TPos Remark MHz dBuV/m dBuV/m dBuV dB/m dB dB cm deg 1 5132.09 57.72 74.00 -16.28 47.41 35.28 8.50 33.47 323 247 PEAK	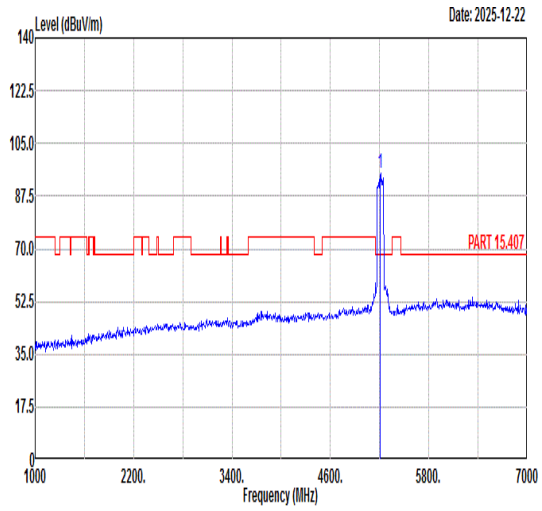 Freq Level Limit Line Margin (dB) Read Level Ant Factor Cable Loss Preamp Factor APos TPos Remark MHz dBuV/m dBuV/m dBuV dB/m dB dB cm deg 1 5210.00 95.35 ------ ------ 84.80 35.33 8.68 33.46 323 247 PEAK
Avg	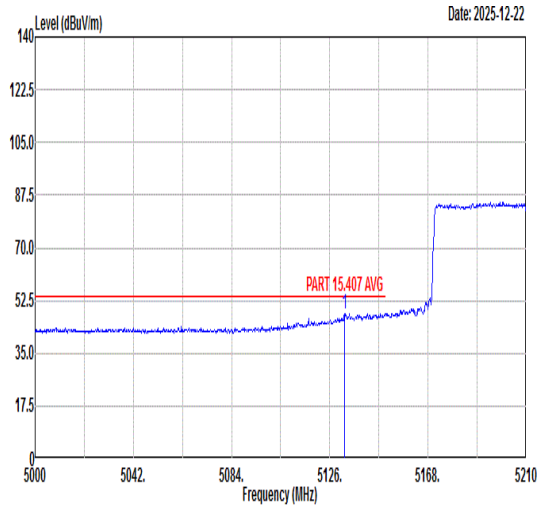 Freq Level Limit Line Margin (dB) Read Level Ant Factor Cable Loss Preamp Factor APos TPos Remark MHz dBuV/m dBuV/m dBuV dB/m dB dB cm deg 1 5132.30 48.16 54.00 -5.84 37.85 35.28 8.50 33.47 323 247 AVERAGE	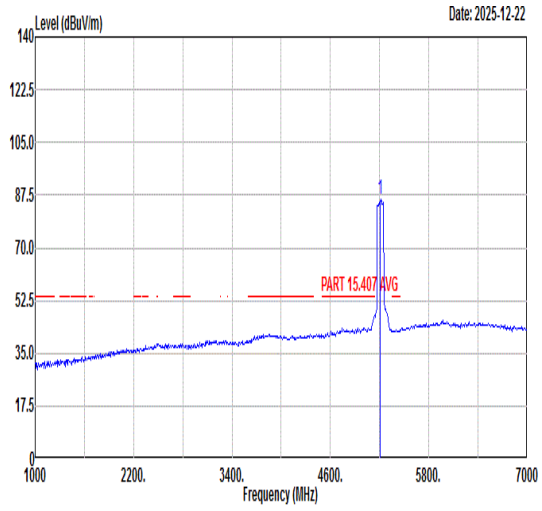 Freq Level Limit Line Margin (dB) Read Level Ant Factor Cable Loss Preamp Factor APos TPos Remark MHz dBuV/m dBuV/m dBuV dB/m dB dB cm deg 1 5210.00 86.16 ------ ------ 75.64 35.33 8.65 33.46 323 247 AVERAGE

Mode	25	
	Band Edge - R	
	U-NII-1_5.15-5.25_802.11ax HE80_CH42_Full_5210MHz	
ANT	23	
Pol.	Vertical	Fundamental
Peak	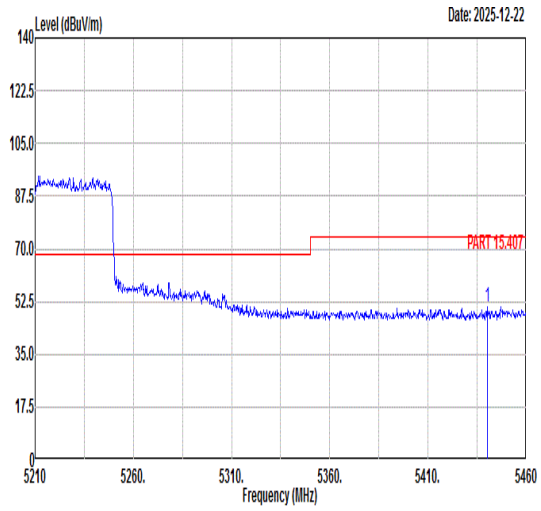 Freq Level Limit Line Margin (dB) Read Level Ant Factor Cable Loss Preamp Factor APos TPos Remark MHz dBuV/m dBuV/m dBuV dB/m dB dB cm deg 1 5440.25 50.88 74.00 -23.12 39.15 35.46 9.68 33.41 323 247 PEAK	Blank
Avg	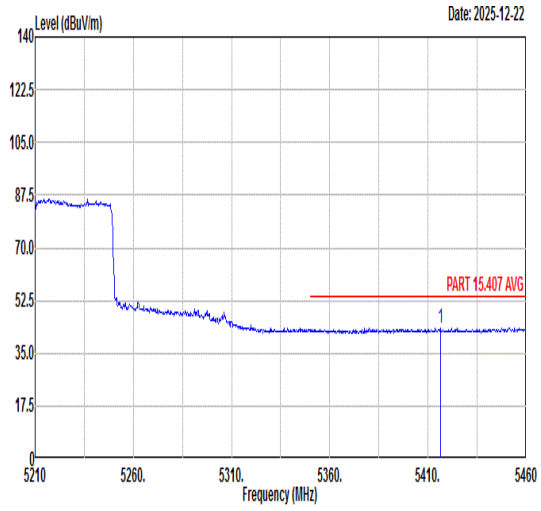 Freq Level Limit Line Margin (dB) Read Level Ant Factor Cable Loss Preamp Factor APos TPos Remark MHz dBuV/m dBuV/m dBuV dB/m dB dB cm deg 1 5416.25 43.51 54.00 -10.49 31.82 35.45 9.66 33.42 323 247 AVERAGE	Blank

Mode	26	
	Band Edge - L	
	U-NII-2A_5.25-5.35_802.11ax HE80_CH58_Full_5290MHz	
ANT	23	
Pol.	Horizontal	Fundamental
Peak	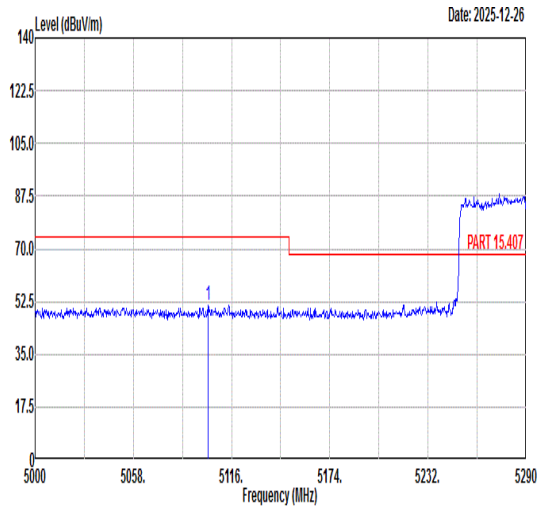 Freq Level Limit Line Margin (dB) Read Level Ant Factor Cable Loss Preamp Factor APos TPos Remark MHz dBuV/m dBuV/m dBuV dB/m dB dB cm deg 1 5102.08 51.42 74.00 -22.58 41.19 35.26 8.45 33.48 108 299 PEAK	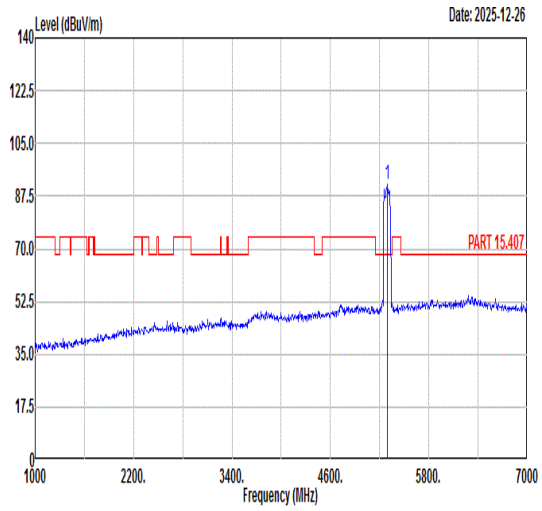 Freq Level Limit Line Margin (dB) Read Level Ant Factor Cable Loss Preamp Factor APos TPos Remark MHz dBuV/m dBuV/m dBuV dB/m dB dB cm deg 1 5290.00 91.28 ------ ------ 80.25 35.38 9.09 33.44 108 299 PEAK
Avg	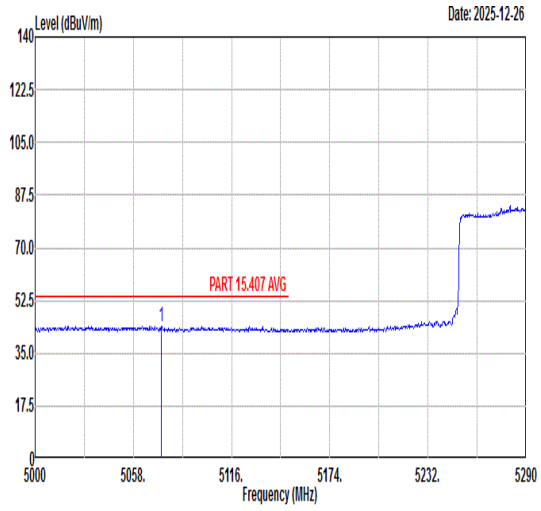 Freq Level Limit Line Margin (dB) Read Level Ant Factor Cable Loss Preamp Factor APos TPos Remark MHz dBuV/m dBuV/m dBuV dB/m dB dB cm deg 1 5074.53 44.10 54.00 -9.90 33.95 35.24 8.40 33.49 108 299 AVERAGE	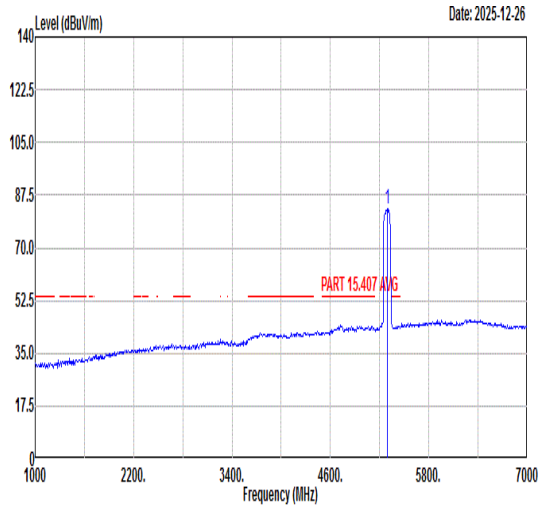 Freq Level Limit Line Margin (dB) Read Level Ant Factor Cable Loss Preamp Factor APos TPos Remark MHz dBuV/m dBuV/m dBuV dB/m dB dB cm deg 1 5290.00 82.99 ------ ------ 71.93 35.38 9.12 33.44 108 299 AVERAGE

Mode	26	
	Band Edge - R	
	U-NII-2A_5.25-5.35_802.11ax HE80_CH58_Full_5290MHz	
ANT	23	
Pol.	Horizontal	Fundamental
Peak	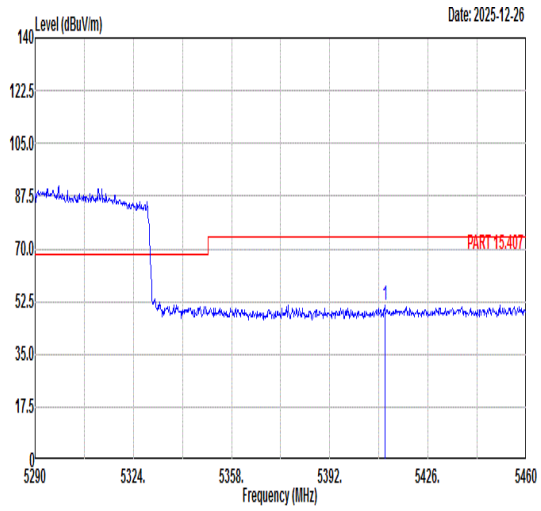 Freq Level Limit Line Margin (dB) Read Level Ant Factor Cable Loss Preamp Factor APos TPos Remark MHz dBuV/m dBuV/m dBuV dB/m dB dB cm deg 1 5411.04 51.20 74.00 -22.80 39.51 35.45 9.66 33.42 108 299 PEAK	Blank
Avg	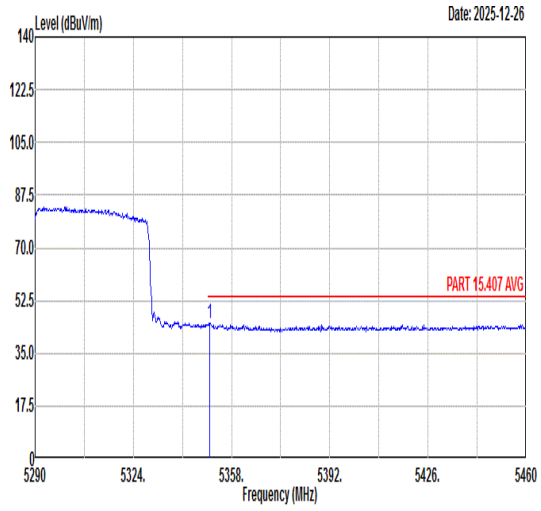 Freq Level Limit Line Margin (dB) Read Level Ant Factor Cable Loss Preamp Factor APos TPos Remark MHz dBuV/m dBuV/m dBuV dB/m dB dB cm deg 1 5350.52 45.16 54.00 -8.84 33.81 35.41 9.37 33.43 108 299 AVERAGE	Blank

Mode	26	
	Band Edge - L	
	U-NII-2A_5.25-5.35_802.11ax HE80_CH58_Full_5290MHz	
ANT	23	
Pol.	Vertical	Fundamental
Peak	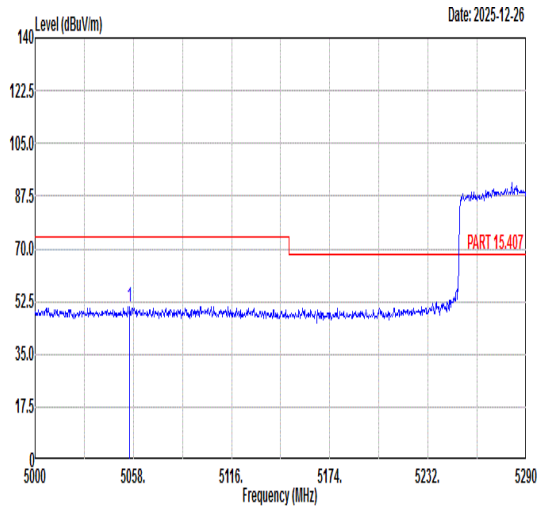 Freq Level Limit Line Margin (dB) Read Level Ant Factor Cable Loss Preamp Factor APos TPos Remark MHz dBuV/m dBuV/m dBuV dB/m dB dB cm deg 1 5055.97 50.70 74.00 -23.30 40.60 35.23 8.36 33.49 300 247 PEAK	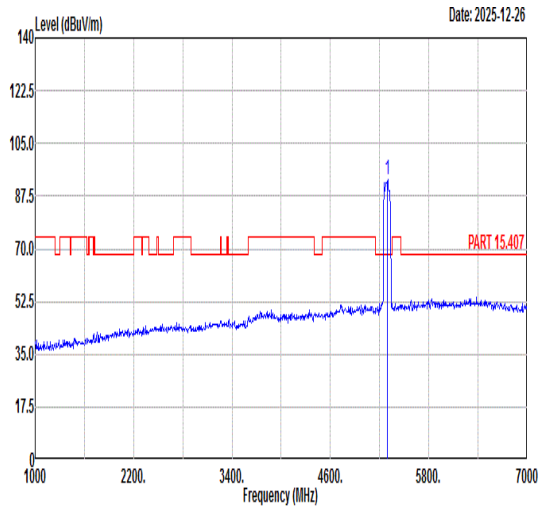 Freq Level Limit Line Margin (dB) Read Level Ant Factor Cable Loss Preamp Factor APos TPos Remark MHz dBuV/m dBuV/m dBuV dB/m dB dB cm deg 1 5290.00 92.83 ------ ------ 81.77 35.38 9.12 33.44 300 247 PEAK
Avg	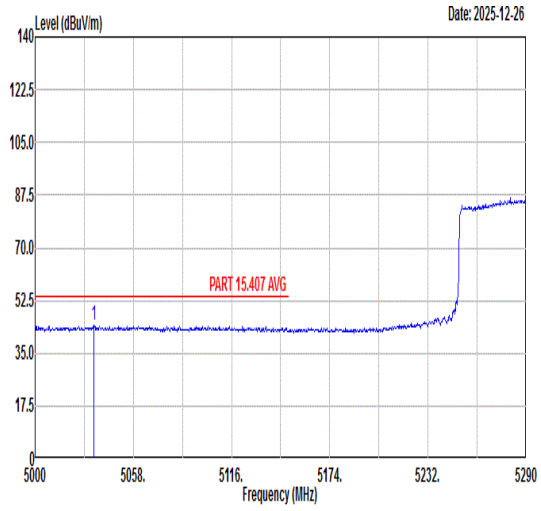 Freq Level Limit Line Margin (dB) Read Level Ant Factor Cable Loss Preamp Factor APos TPos Remark MHz dBuV/m dBuV/m dBuV dB/m dB dB cm deg 1 5034.51 44.27 54.00 -9.73 34.22 35.22 8.32 33.49 300 247 AVERAGE	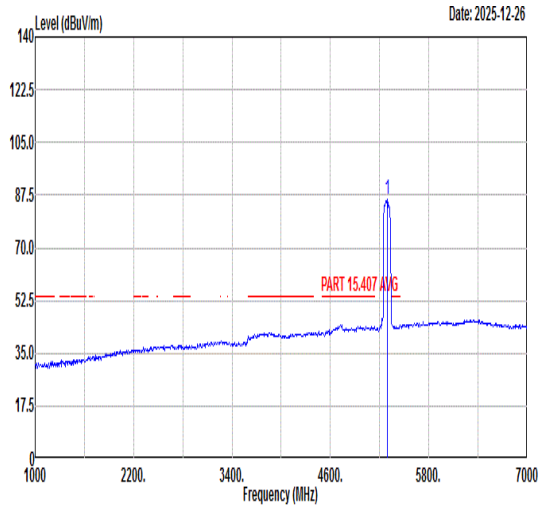 Freq Level Limit Line Margin (dB) Read Level Ant Factor Cable Loss Preamp Factor APos TPos Remark MHz dBuV/m dBuV/m dBuV dB/m dB dB cm deg 1 5290.00 86.08 ------ ------ 75.10 35.37 9.05 33.44 300 247 AVERAGE

Mode	26	
	Band Edge - R	
	U-NII-2A_5.25-5.35_802.11ax HE80_CH58_Full_5290MHz	
ANT	23	
Pol.	Vertical	Fundamental
Peak	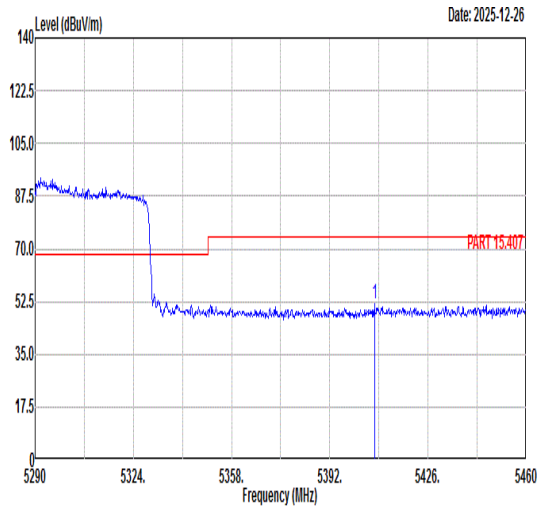 Freq Level Limit Line Margin (dB) Read Level Ant Factor Cable Loss Preamp Factor APos TPos Remark MHz dBuV/m dBuV/m dBuV dB/m dB dB cm deg 1 5407.47 51.72 74.00 -22.28 40.04 35.44 9.66 33.42 300 247 PEAK	Blank
Avg	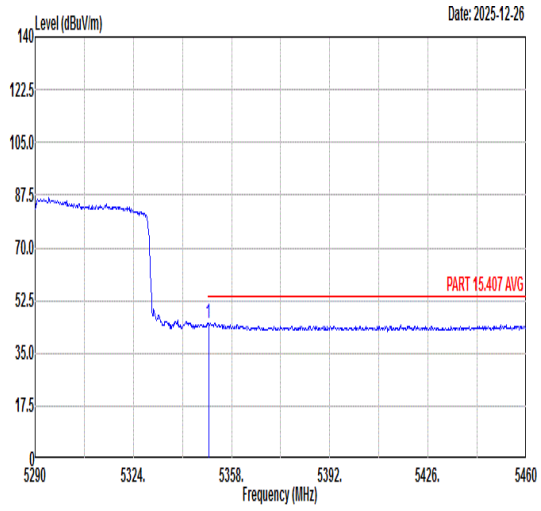 Freq Level Limit Line Margin (dB) Read Level Ant Factor Cable Loss Preamp Factor APos TPos Remark MHz dBuV/m dBuV/m dBuV dB/m dB dB cm deg 1 5350.01 44.99 54.00 -9.01 33.65 35.41 9.36 33.43 300 247 AVERAGE	Blank

Mode	27
	Band Edge - L
	U-NII-2C_5.47-5.725_802.11ax HE80_CH106_Full_5530MHz
ANT	23

Pol.	Horizontal	Fundamental
Peak	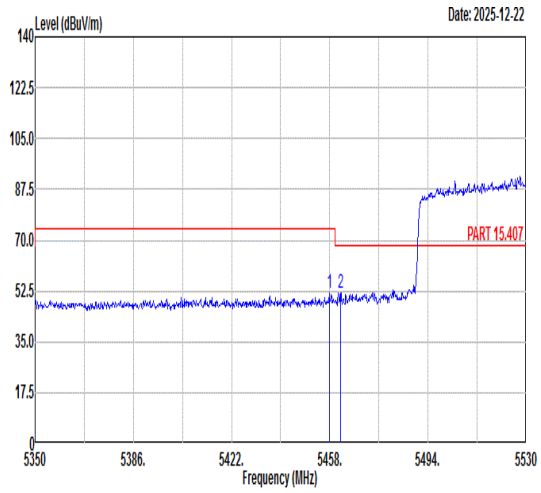 Freq Level Limit Line Margin (dB) Read Level Ant Factor Cable Loss Preamp Factor APos TPos Remark MHz dBuV/m dBuV/m dBuV dB/m dB dB cm deg 1 5457.82 51.57 74.00 -22.43 39.82 35.47 9.69 33.41 100 297 PEAK 2 5461.96 52.01 68.30 -16.29 40.25 35.47 9.69 33.41 100 297 PEAK	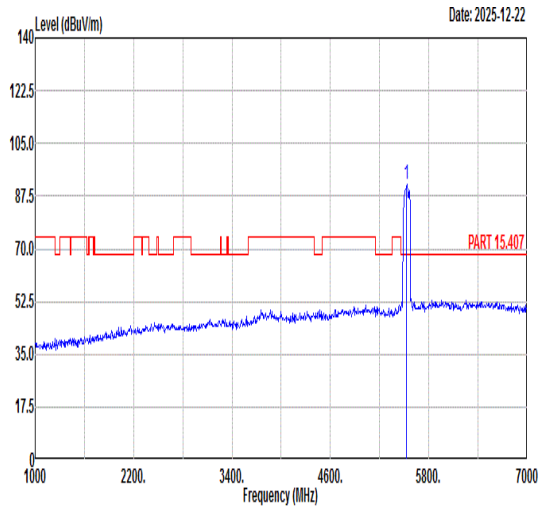 Freq Level Limit Line Margin (dB) Read Level Ant Factor Cable Loss Preamp Factor APos TPos Remark MHz dBuV/m dBuV/m dBuV dB/m dB dB cm deg 1 5530.00 91.63 ------ ------ 79.76 35.55 9.73 33.41 100 297 PEAK
Avg	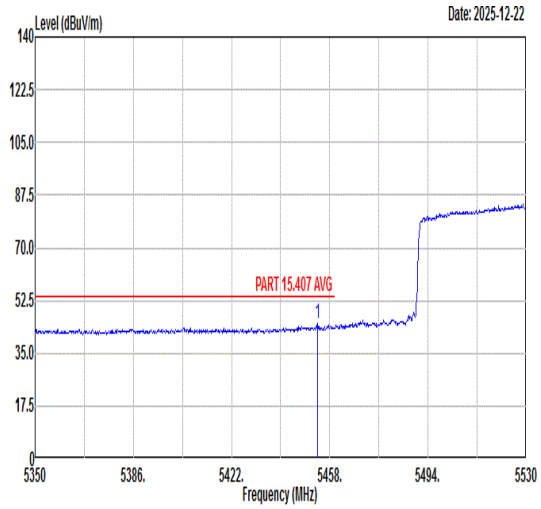 Freq Level Limit Line Margin (dB) Read Level Ant Factor Cable Loss Preamp Factor APos TPos Remark MHz dBuV/m dBuV/m dBuV dB/m dB dB cm deg 1 5453.50 44.83 54.00 -9.17 33.09 35.47 9.68 33.41 100 297 AVERAGE	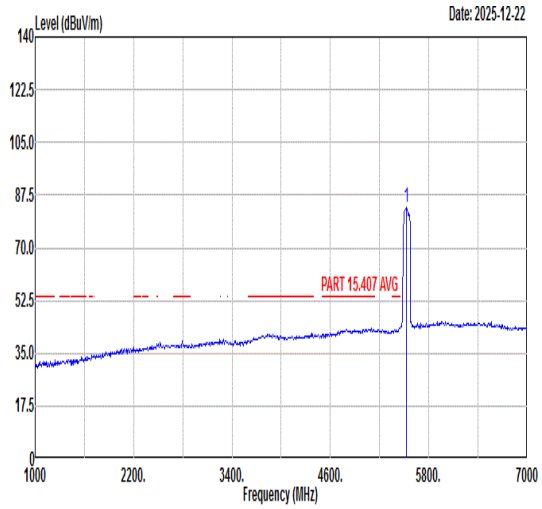 Freq Level Limit Line Margin (dB) Read Level Ant Factor Cable Loss Preamp Factor APos TPos Remark MHz dBuV/m dBuV/m dBuV dB/m dB dB cm deg 1 5530.00 83.48 ------ ------ 71.63 35.54 9.72 33.41 100 297 AVERAGE

Mode	27	
	Band Edge - R	
	U-NII-2C_5.47-5.725_802.11ax HE80_CH106_Full_5530MHz	
ANT	23	
Pol.	Horizontal	Fundamental
Peak	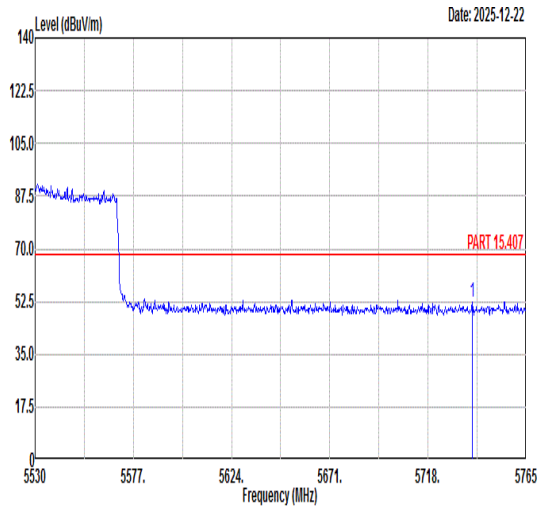 Freq Level Limit Line Margin (dB) Read Level Ant Factor Cable Loss Preamp Factor APos TPos Remark MHz dBuV/m dBuV/m dBuV dB/m dB dB cm deg 1 5739.15 52.33 68.30 -15.97 39.90 35.83 10.05 33.45 100 297 PEAK	Blank

Mode	27	
	Band Edge - L	
	U-NII-2C_5.47-5.725_802.11ax HE80_CH106_Full_5530MHz	
ANT	23	
Pol.	Vertical	Fundamental
Peak	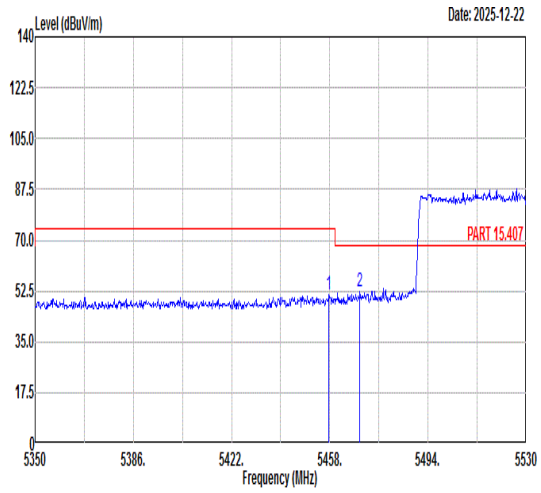 Freq Level Limit Line Margin (dB) Read Level Ant Factor Cable Loss Preamp Factor APos TPos Remark MHz dBuV/m dBuV/m dBuV dB/m dB dB cm deg 1 5457.64 51.01 74.00 -22.99 39.26 35.47 9.69 33.41 400 242 PEAK 2 5468.98 52.18 68.30 -16.12 40.42 35.48 9.69 33.41 400 242 PEAK	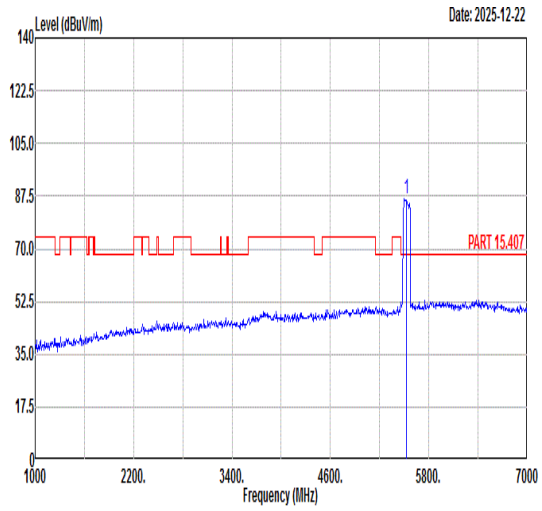 Freq Level Limit Line Margin (dB) Read Level Ant Factor Cable Loss Preamp Factor APos TPos Remark MHz dBuV/m dBuV/m dBuV dB/m dB dB cm deg 1 5530.00 86.40 ------ ------ 74.59 35.50 9.71 33.40 400 242 PEAK
Avg	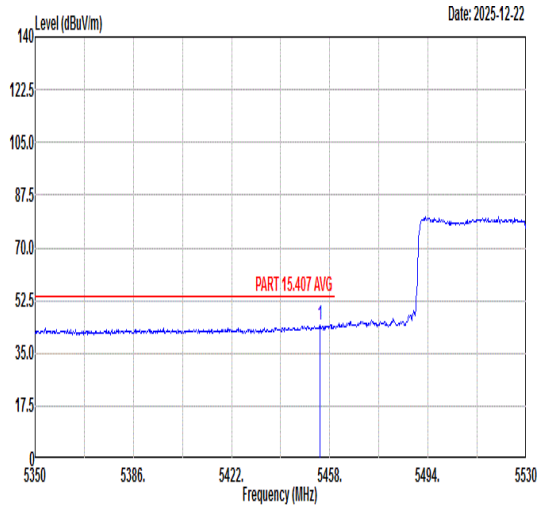 Freq Level Limit Line Margin (dB) Read Level Ant Factor Cable Loss Preamp Factor APos TPos Remark MHz dBuV/m dBuV/m dBuV dB/m dB dB cm deg 1 5454.40 44.59 54.00 -9.41 32.85 35.47 9.68 33.41 400 242 AVERAGE	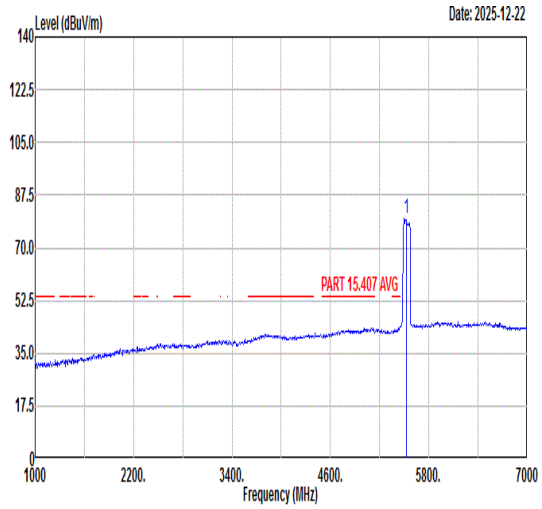 Freq Level Limit Line Margin (dB) Read Level Ant Factor Cable Loss Preamp Factor APos TPos Remark MHz dBuV/m dBuV/m dBuV dB/m dB dB cm deg 1 5530.00 79.65 ------ ------ 67.85 35.50 9.70 33.40 400 242 AVERAGE

Mode	27	
	Band Edge - R	
	U-NII-2C_5.47-5.725_802.11ax HE80_CH106_Full_5530MHz	
ANT	23	
Pol.	Vertical	Fundamental
Peak	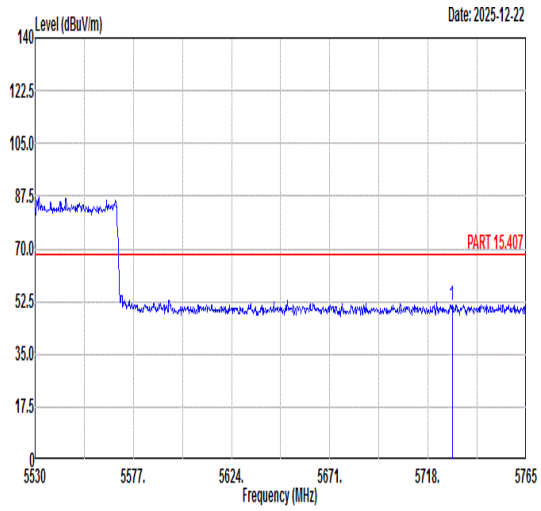 Freq Level Limit Line Margin (dB) Read Level Ant Factor Cable Loss Preamp Factor APos TPos Remark MHz dBuV/m dBuV/m dBuV dB/m dB dB cm deg 1 5729.52 51.47 68.30 -16.83 39.07 35.82 10.03 33.45 400 242 PEAK	Blank

Mode	28	
	Band Edge - L	
	U-NII-2C_5.47-5.725_802.11ax HE80_CH122_Full_5610MHz	
ANT	23	
Pol.	Horizontal	Fundamental
Peak	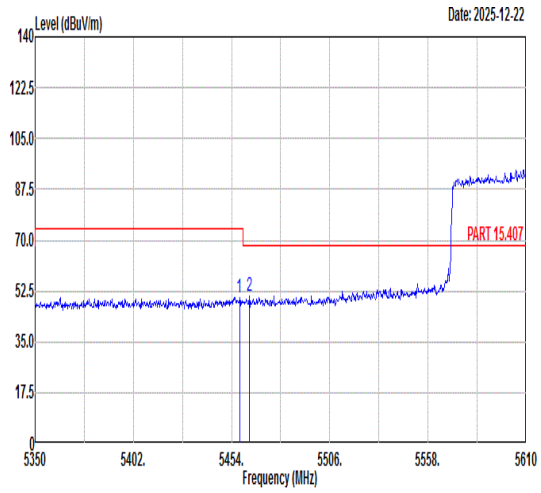 Freq Level Limit Line Margin (dB) Read Level Ant Factor Cable Loss Preamp Factor APos TPos Remark MHz dBuV/m dBuV/m dBuV dB/m dB dB cm deg 1 5458.16 50.21 74.00 -23.79 38.46 35.47 9.69 33.41 100 287 PEAK 2 5463.36 50.54 68.30 -17.76 38.78 35.48 9.69 33.41 100 287 PEAK	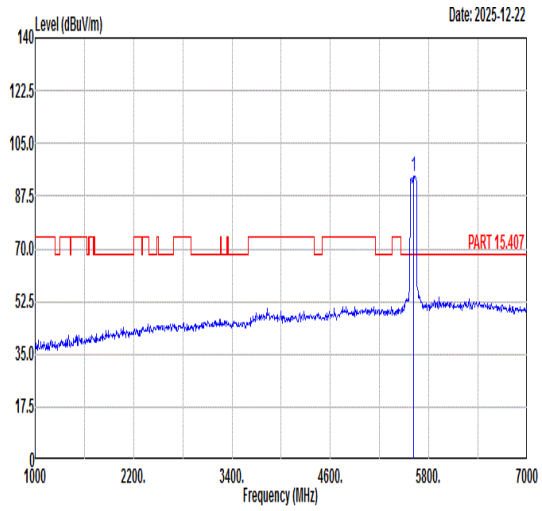 Freq Level Limit Line Margin (dB) Read Level Ant Factor Cable Loss Preamp Factor APos TPos Remark MHz dBuV/m dBuV/m dBuV dB/m dB dB cm deg 1 5610.00 94.24 ------ ------ 82.21 35.66 9.79 33.42 100 287 PEAK
Avg	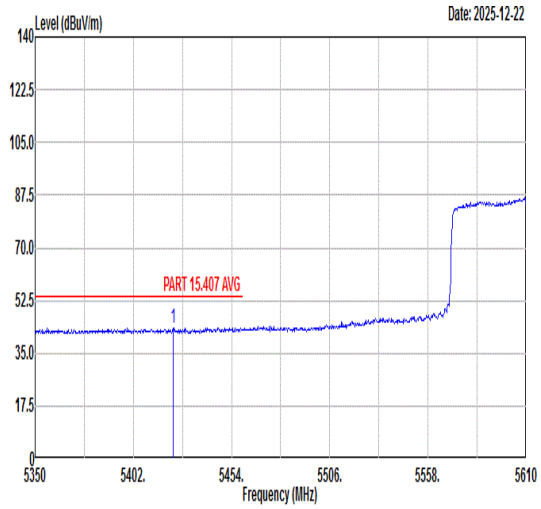 Freq Level Limit Line Margin (dB) Read Level Ant Factor Cable Loss Preamp Factor APos TPos Remark MHz dBuV/m dBuV/m dBuV dB/m dB dB cm deg 1 5423.06 43.50 54.00 -10.50 31.80 35.45 9.67 33.42 100 287 AVERAGE	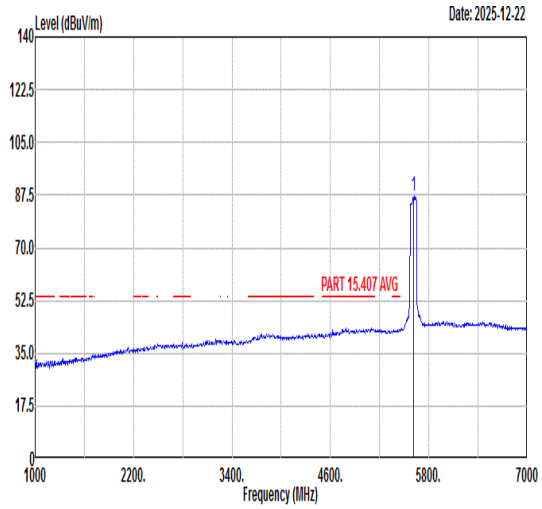 Freq Level Limit Line Margin (dB) Read Level Ant Factor Cable Loss Preamp Factor APos TPos Remark MHz dBuV/m dBuV/m dBuV dB/m dB dB cm deg 1 5610.00 87.01 ------ ------ 74.96 35.67 9.80 33.42 100 287 AVERAGE

Mode	28	
	Band Edge - R	
	U-NII-2C_5.47-5.725_802.11ax HE80_CH122_Full_5610MHz	
ANT	23	
Pol.	Horizontal	Fundamental
Peak	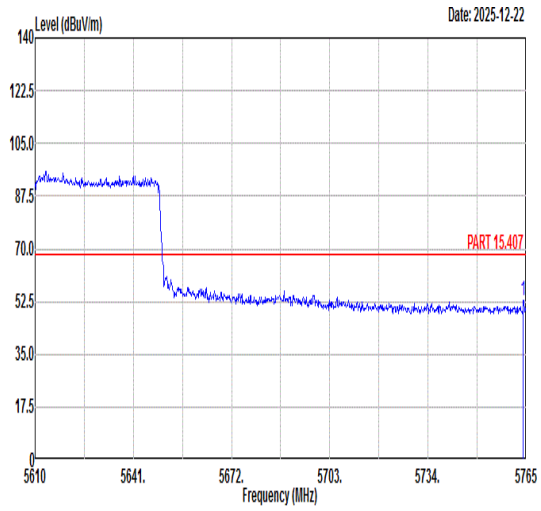 Freq Level Limit Line Margin (dB) Read Level Ant Factor Cable Loss Preamp Factor APos TPos Remark MHz dBuV/m dBuV/m dBuV dB/m dB dB cm deg 1 5764.07 52.77 68.30 -15.53 40.25 35.87 10.10 33.45 100 287 PEAK	Blank

Mode	28	
	Band Edge - L	
	U-NII-2C_5.47-5.725_802.11ax HE80_CH122_Full_5610MHz	
ANT	23	
Pol.	Vertical	Fundamental
Peak	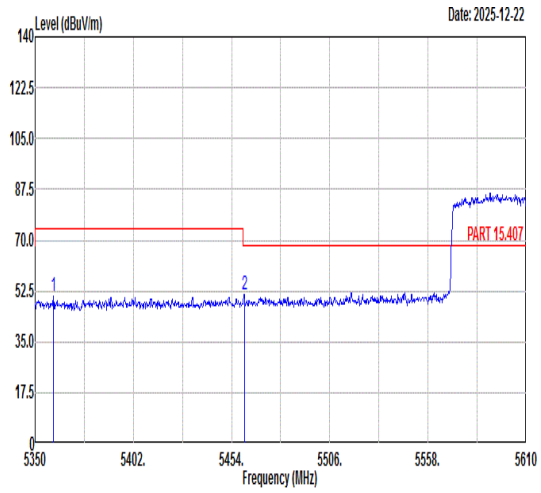 Freq Level Limit Line Margin (dB) Read Level Ant Factor Cable Loss Preamp Factor APos TPos Remark MHz dBuV/m dBuV/m dBuV dB/m dB dB cm deg 1 5359.62 50.47 74.00 -23.53 39.07 35.42 9.41 33.43 400 13 PEAK 2 5460.76 51.24 68.30 -17.06 39.48 35.48 9.69 33.41 400 13 PEAK	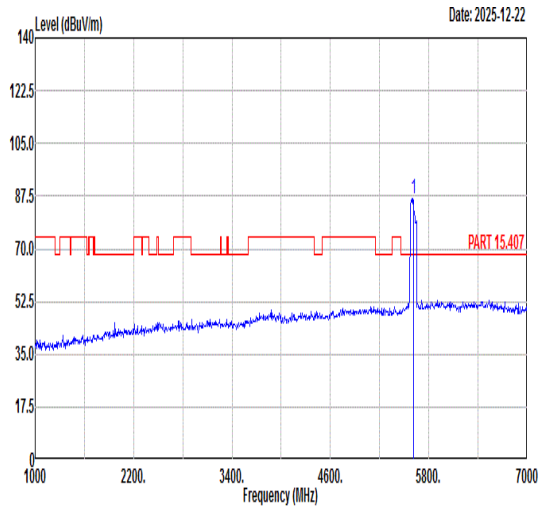 Freq Level Limit Line Margin (dB) Read Level Ant Factor Cable Loss Preamp Factor APos TPos Remark MHz dBuV/m dBuV/m dBuV dB/m dB dB cm deg 1 5610.00 86.89 ------ ------ 74.91 35.64 9.76 33.42 400 13 PEAK
Avg	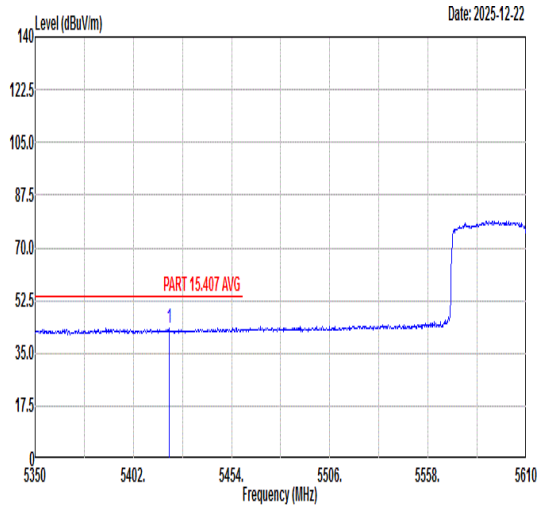 Freq Level Limit Line Margin (dB) Read Level Ant Factor Cable Loss Preamp Factor APos TPos Remark MHz dBuV/m dBuV/m dBuV dB/m dB dB cm deg 1 5420.98 43.38 54.00 -10.62 31.68 35.45 9.67 33.42 400 13 AVERAGE	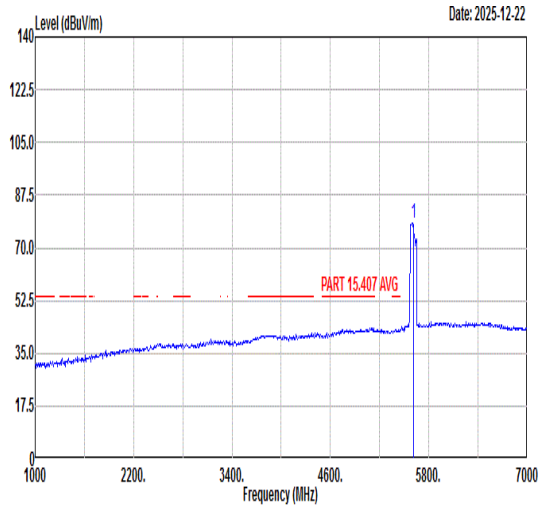 Freq Level Limit Line Margin (dB) Read Level Ant Factor Cable Loss Preamp Factor APos TPos Remark MHz dBuV/m dBuV/m dBuV dB/m dB dB cm deg 1 5610.00 78.35 ------ ------ 66.38 35.63 9.76 33.42 400 13 AVERAGE

Mode	28	
	Band Edge - R	
	U-NII-2C_5.47-5.725_802.11ax HE80_CH122_Full_5610MHz	
ANT	23	
Pol.	Vertical	Fundamental
Peak	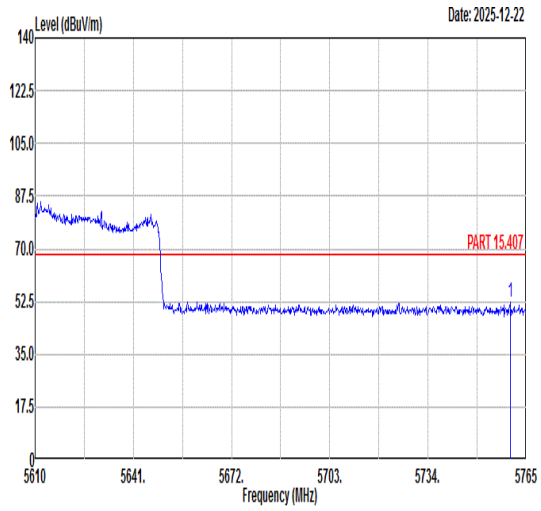 Freq Level Limit Line Margin (dB) Read Level Ant Factor Cable Loss Preamp Factor APos TPos Remark MHz dBuV/m dBuV/m dBuV dB/m dB dB cm deg 1 5759.89 52.15 68.30 -16.15 39.65 35.86 10.09 33.45 400 13 PEAK	Blank

Mode	31	
	Harmonic	
	U-NII-2C_5.47-5.85_802.11a_CH144_Full_5720MHz	
ANT	23	
Pol.	Horizontal	Vertical
Peak Avg	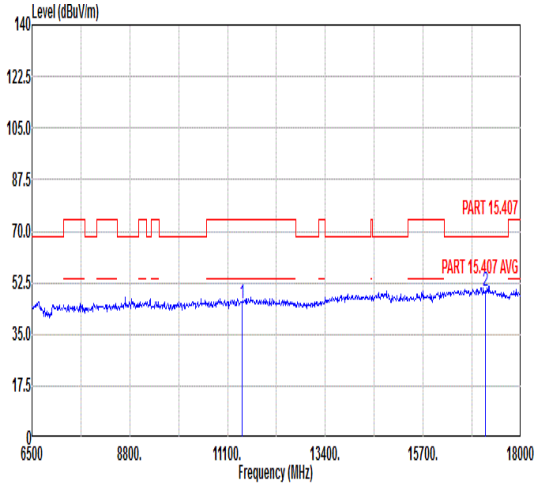 Freq Level Limit Line Margin Read Level Ant Factor Cable Loss Preamp Factor APos TPos Remark MHz dBuV/m dBuV/m dB dBuV dB/m dB dB cm deg 1 11440.00 45.53 74.00 -28.47 44.97 38.43 12.84 50.71 --- --- Peak 2 17160.00 49.82 68.30 -18.48 43.27 42.75 15.66 51.86 --- --- Peak	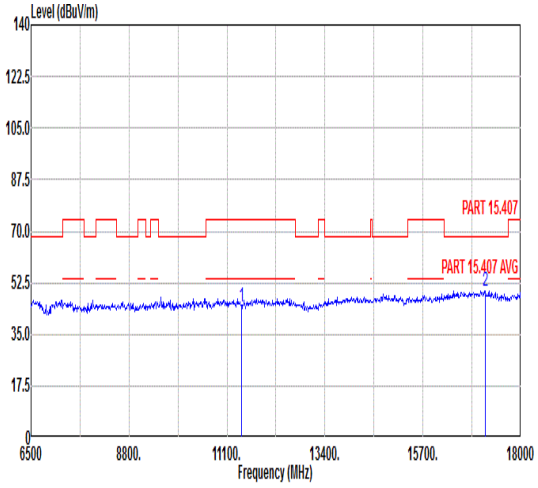 Freq Level Limit Line Margin Read Level Ant Factor Cable Loss Preamp Factor APos TPos Remark MHz dBuV/m dBuV/m dB dBuV dB/m dB dB cm deg 1 11440.00 44.38 74.00 -29.62 43.82 38.43 12.84 50.71 --- --- Peak 2 17160.00 49.49 68.30 -18.81 42.94 42.75 15.66 51.86 --- --- Peak

Mode	32	
	Band Edge	
	U-NII-2C_5.47-5.85_802.11ax HE20_CH144_Full_5720MHz	
ANT	23	
Pol.	Horizontal	Fundamental
Peak	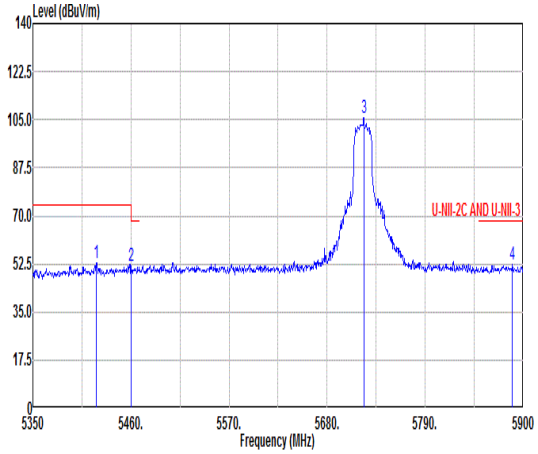 Freq Level Limit Line Margin Read Level Ant Factor Cable Loss Preamp Factor APos Remark TPos MHz dBuV/m dBuV/m dB dBuV dB/m dB dB cm deg 1 5421.50 52.62 74.00 -21.38 40.92 35.45 9.67 33.42 100 303 Peak 2 5460.55 51.54 68.30 -16.76 39.78 35.48 9.69 33.41 100 303 Peak 3 5721.25 105.66 ------ ------ 93.28 35.81 10.01 33.44 100 303 Peak 4 5887.90 52.30 68.30 -16.00 39.38 36.04 10.36 33.48 100 303 Peak	
AVG	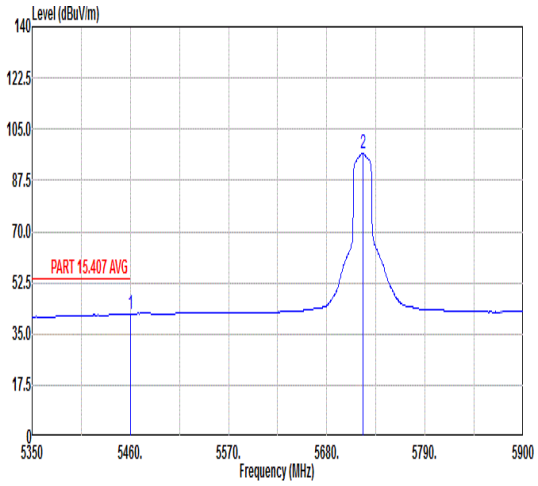 Freq Level Limit Line Margin Read Level Ant Factor Cable Loss Preamp Factor APos Remark TPos MHz dBuV/m dBuV/m dB dBuV dB/m dB dB cm deg 1 5460.00 41.88 54.00 -12.12 30.12 35.48 9.69 33.41 100 303 Peak 2 5720.70 96.59 ------ ------ 84.21 35.81 10.01 33.44 100 303 Average	

Mode	32	
	Band Edge	
	U-NII-2C_5.47-5.85_802.11ax HE20_CH144_Full_5720MHz	
ANT	23	
Pol.	Vertical	Fundamental
Peak	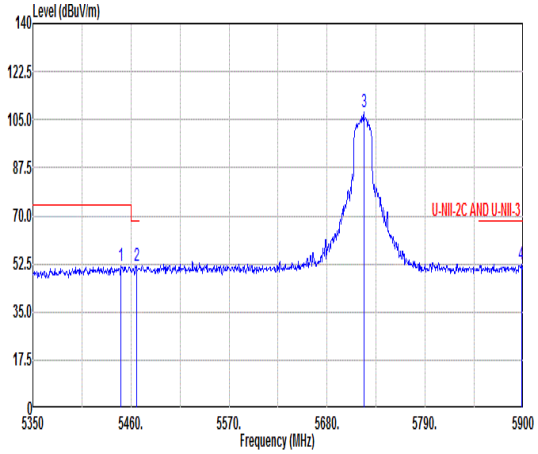 Freq Level Limit Line Margin Read Level Ant Factor Cable Loss Preamp Factor APos Remark TPos MHz dBuV/m dBuV/m dB dBuV dB/m dB dB cm deg 1 5449.00 51.57 74.00 -22.43 39.83 35.47 9.68 33.41 102 305 Peak 2 5466.05 51.75 68.30 -16.55 39.99 35.48 9.69 33.41 102 305 Peak 3 5721.25 107.59 ------ ------ 95.21 35.81 10.01 33.44 102 305 Peak 4 5897.80 52.28 68.30 -16.02 39.32 36.06 10.38 33.48 102 305 Peak	
AVG	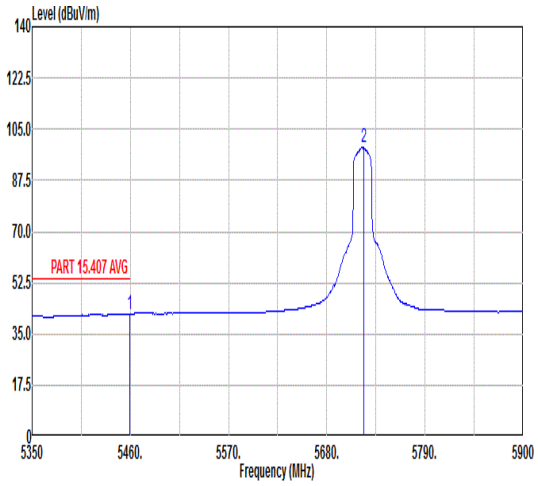 Freq Level Limit Line Margin Read Level Ant Factor Cable Loss Preamp Factor APos Remark TPos MHz dBuV/m dBuV/m dB dBuV dB/m dB dB cm deg 1 5458.90 41.95 54.00 -12.05 30.19 35.48 9.69 33.41 102 305 Peak 2 5721.25 98.79 ------ ------ 86.41 35.81 10.01 33.44 102 305 Average	

Mode	32	
	Harmonic	
	U-NII-2C_5.47-5.85_802.11ax HE20_CH144_Full_5720MHz	
ANT	23	
Pol.	Horizontal	Vertical
Peak Avg	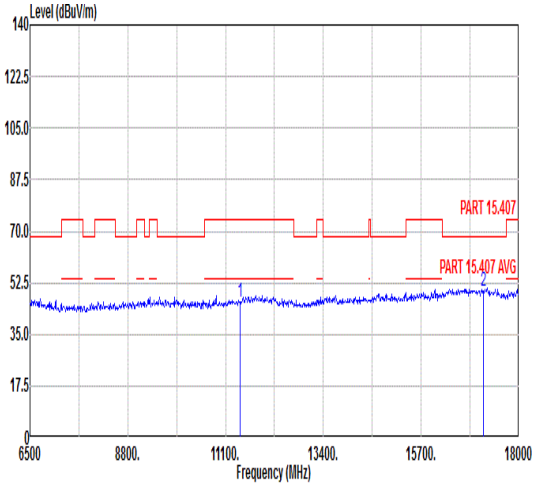 Freq Level Limit Line Margin Read Level Ant Factor Cable Loss Preamp Factor APos TPos Remark MHz dBuV/m dBuV/m dB dBuV dB/m dB dB cm deg 1 11440.00 45.81 74.00 -28.19 45.25 38.43 12.84 50.71 --- --- Peak 2 17160.00 49.47 68.30 -18.83 42.92 42.75 15.66 51.86 --- --- Peak	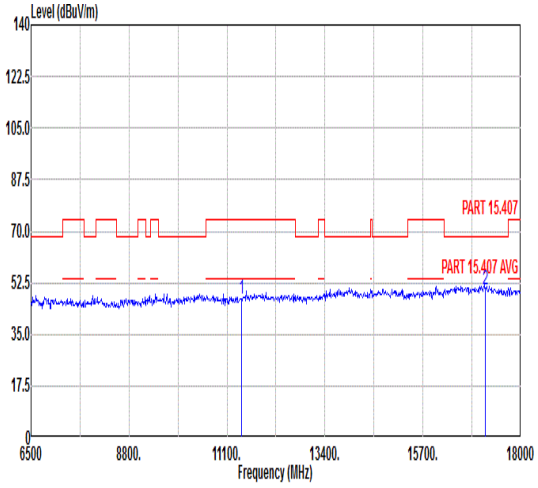 Freq Level Limit Line Margin Read Level Ant Factor Cable Loss Preamp Factor APos TPos Remark MHz dBuV/m dBuV/m dB dBuV dB/m dB dB cm deg 1 11440.00 46.98 74.00 -27.02 46.42 38.43 12.84 50.71 --- --- Peak 2 17160.00 50.06 68.30 -18.24 43.51 42.75 15.66 51.86 --- --- Peak

Mode	33	
	Band Edge	
	U-NII-2C_5.725-5.85_802.11ax HE40_CH142_5710MHz	
ANT	23	
Pol.	Horizontal	Fundamental
Peak	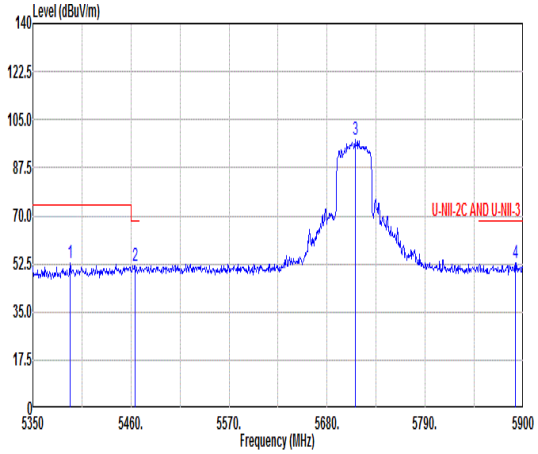 Freq Level Limit Line Margin Read Level Ant Factor Cable Loss Preamp Factor APos TPos Remark MHz dBuV/m dBuV/m dB dBuV dB/m dB dB cm deg 1 5391.80 52.60 74.00 -21.40 41.00 35.44 9.58 33.42 102 305 Peak 2 5464.40 51.91 68.30 -16.39 40.15 35.48 9.69 33.41 102 305 Peak 3 5711.35 97.77 ------ ------ 85.42 35.80 9.99 33.44 102 305 Peak 4 5891.20 52.71 68.30 -15.59 39.77 36.05 10.37 33.48 102 305 Peak	
AVG	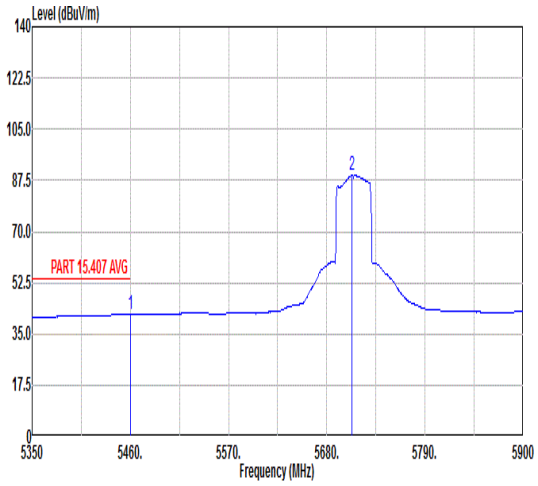 Freq Level Limit Line Margin Read Level Ant Factor Cable Loss Preamp Factor APos TPos Remark MHz dBuV/m dBuV/m dB dBuV dB/m dB dB cm deg 1 5460.00 41.82 54.00 -12.18 30.06 35.48 9.69 33.41 102 305 Peak 2 5708.05 89.24 ------ ------ 76.91 35.79 9.98 33.44 102 305 Average	

Mode	33	
	Band Edge	
	U-NII-2C_5.725-5.85_802.11ax HE40_CH142_5710MHz	
ANT	23	
Pol.	Vertical	Fundamental
Peak	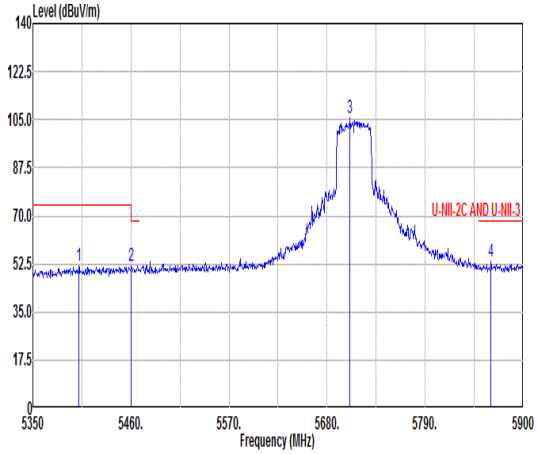 Freq Level Limit Line Margin Read Level Ant Factor Cable Loss Preamp Factor APos TPos Remark MHz dBuV/m dBuV/m dB dBuV dB/m dB dB cm deg 1 5401.70 51.65 74.00 -22.35 40.00 35.44 9.63 33.42 100 302 Peak 2 5460.55 51.68 68.30 -16.62 39.92 35.48 9.69 33.41 100 302 Peak 3 5705.85 105.55 ------ ------ 93.22 35.79 9.98 33.44 100 302 Peak 4 5863.70 53.18 68.30 -15.12 40.33 36.01 10.31 33.47 100 302 Peak	
AVG	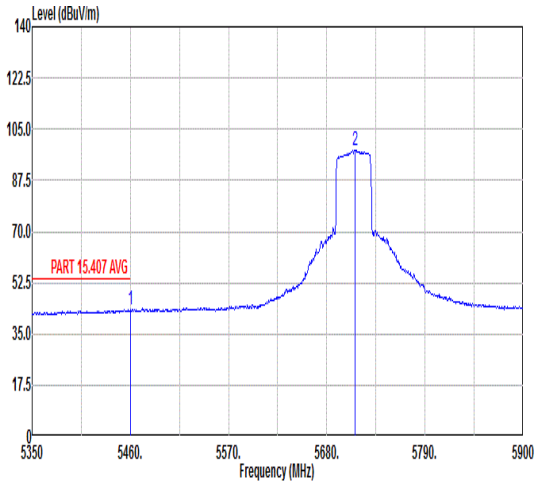 Freq Level Limit Line Margin Read Level Ant Factor Cable Loss Preamp Factor APos TPos Remark MHz dBuV/m dBuV/m dB dBuV dB/m dB dB cm deg 1 5460.00 43.23 54.00 -10.77 31.47 35.48 9.69 33.41 100 302 Peak 2 5711.35 97.90 ------ ------ 85.55 35.80 9.99 33.44 100 302 Average	

Mode	34	
	Band Edge	
	U-NII-2C_5.725-5.85_802.11ax HE80_CH138_5690MHz	
ANT	23	
Pol.	Horizontal	Fundamental
Peak	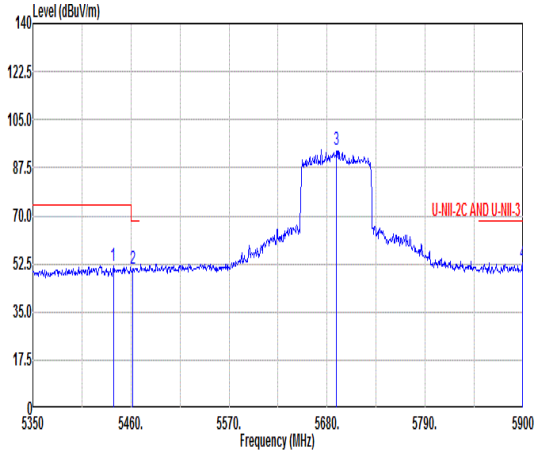 Freq Level Limit Line Margin Read Level Ant Factor Cable Loss Preamp Factor APos Remark TPos MHz dBuV/m dBuV/m dB dBuV dB/m dB dB cm deg 1 5440.20 51.71 74.00 -22.29 39.98 35.46 9.68 33.41 103 340 Peak 2 5462.20 50.91 68.30 -17.39 39.15 35.48 9.69 33.41 103 340 Peak 3 5690.00 93.80 ------ ------ 81.52 35.77 9.95 33.44 103 340 Peak 4 5898.90 52.70 68.30 -15.60 39.74 36.06 10.38 33.48 103 340 Peak	
AVG	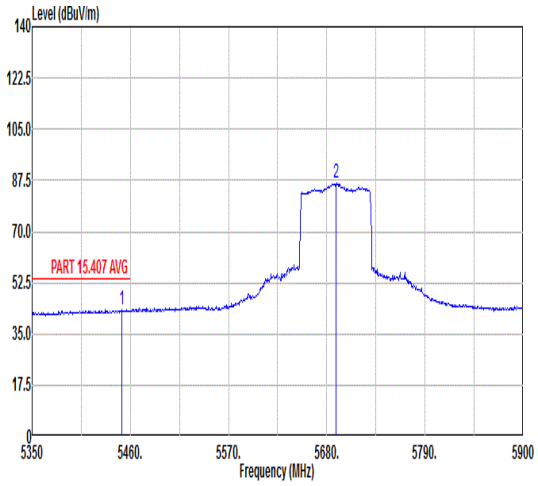 Freq Level Limit Line Margin Read Level Ant Factor Cable Loss Preamp Factor APos Remark TPos MHz dBuV/m dBuV/m dB dBuV dB/m dB dB cm deg 1 5450.10 43.28 54.00 -10.72 31.54 35.47 9.68 33.41 103 340 Peak 2 5690.00 86.40 ------ ------ 74.12 35.77 9.95 33.44 103 340 Average	

Mode	34	
	Band Edge	
	U-NII-2C_5.725-5.85_802.11ax HE80_CH138_5690MHz	
ANT	23	
Pol.	Vertical	Fundamental
Peak	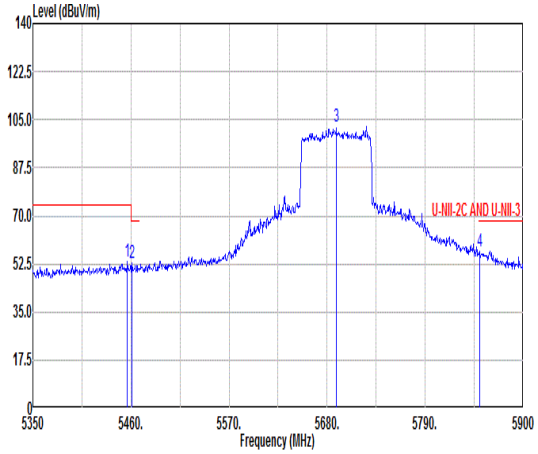 Freq Level Limit Line Margin Read Level Ant Factor Cable Loss Preamp Factor APos TPos Remark MHz dBuV/m dBuV/m dB dBuV dB/m dB dB cm deg 1 5456.15 53.10 74.00 -20.90 41.35 35.47 9.69 33.41 100 302 Peak 2 5461.10 52.63 68.30 -15.67 40.87 35.48 9.69 33.41 100 302 Peak 3 5690.00 102.23 ------ ------ 89.95 35.77 9.95 33.44 100 302 Peak 4 5851.05 57.24 68.30 -11.06 44.44 35.99 10.28 33.47 100 302 Peak	
AVG	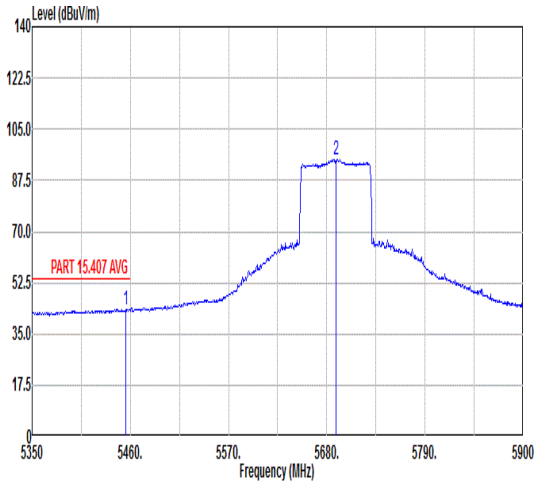 Freq Level Limit Line Margin Read Level Ant Factor Cable Loss Preamp Factor APos TPos Remark MHz dBuV/m dBuV/m dB dBuV dB/m dB dB cm deg 1 5455.05 43.44 54.00 -10.56 31.70 35.47 9.68 33.41 100 302 Peak 2 5690.00 94.58 ------ ------ 82.30 35.77 9.95 33.44 100 302 Average	

Mode	35	
	Harmonic	
	U-NII-3_5.725-5.85_802.11a_CH149_5745MHz	
ANT	23	
Pol.	Horizontal	Vertical
Peak Avg	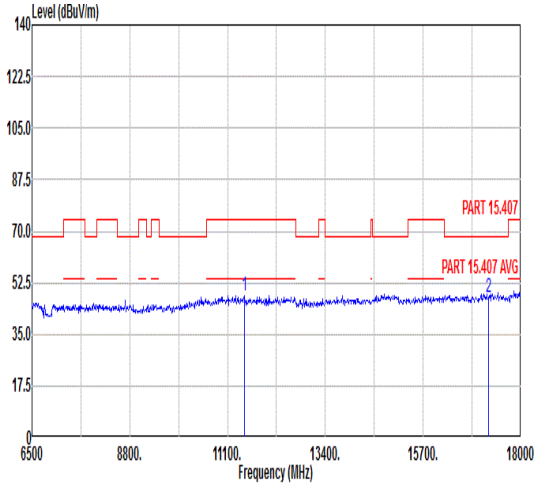 Freq Level Limit Line Margin Read Level Ant Factor Cable Loss Preamp Factor APos TPos Remark MHz dBuV/m dBuV/m dB dBuV dB/m dB dB cm deg 1 11490.00 47.82 74.00 -26.18 47.14 38.45 12.87 50.64 --- --- Peak 2 17235.00 47.61 68.30 -20.69 41.91 42.83 15.72 52.85 --- --- Peak	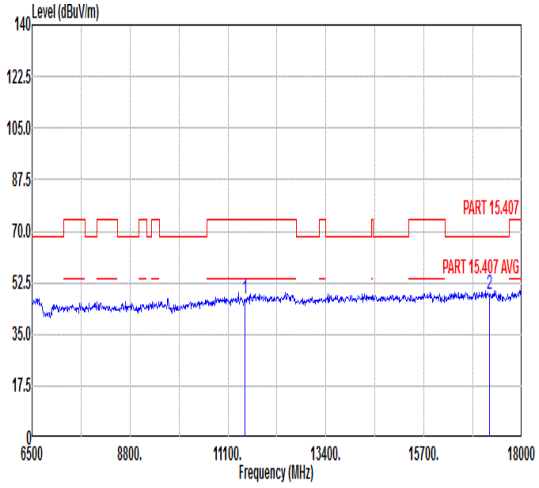 Freq Level Limit Line Margin Read Level Ant Factor Cable Loss Preamp Factor APos TPos Remark MHz dBuV/m dBuV/m dB dBuV dB/m dB dB cm deg 1 11490.00 46.79 74.00 -27.21 46.11 38.45 12.87 50.64 --- --- Peak 2 17235.00 48.75 68.30 -19.55 43.05 42.83 15.72 52.85 --- --- Peak

Mode	36	
	Harmonic	
	U-NII-3_5.725-5.85_802.11a_CH157_Full_5785MHz	
ANT	23	
Pol.	Horizontal	Vertical
Peak Avg	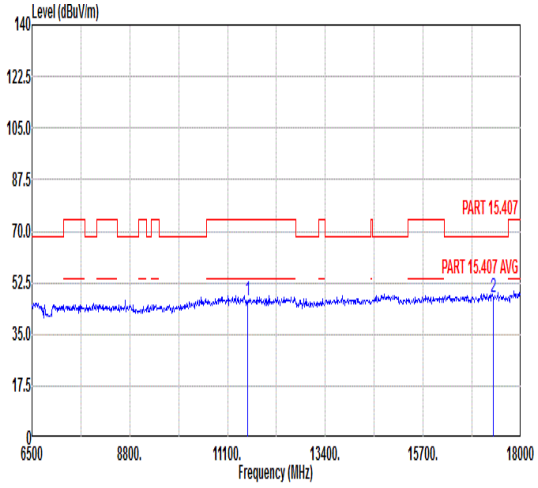 Freq Level Limit Line Margin Read Level Ant Factor Cable Loss Preamp Factor APos TPos Remark MHz dBuV/m dBuV/m dB dBuV dB/m dB dB cm deg 1 11570.00 46.39 74.00 -27.61 45.70 38.47 12.93 50.71 --- --- Peak 2 17355.00 47.75 68.30 -20.55 41.84 42.97 15.81 52.87 --- --- Peak	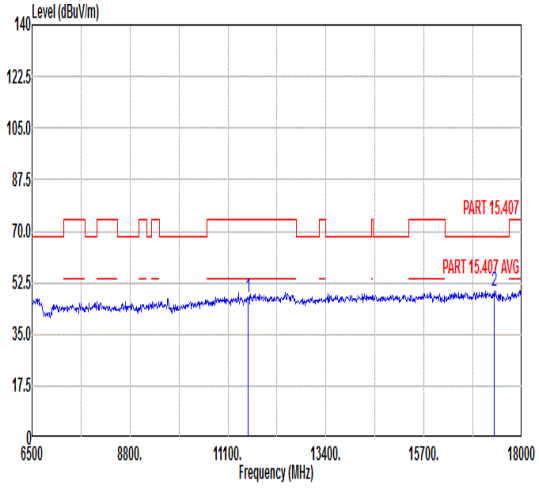 Freq Level Limit Line Margin Read Level Ant Factor Cable Loss Preamp Factor APos TPos Remark MHz dBuV/m dBuV/m dB dBuV dB/m dB dB cm deg 1 11570.00 47.64 74.00 -26.36 46.95 38.47 12.93 50.71 --- --- Peak 2 17355.00 49.48 68.30 -18.82 43.57 42.97 15.81 52.87 --- --- Peak

Mode	37	
	Harmonic	
	U-NII-3_5.725-5.85_802.11a_CH165_Full_5825MHz	
ANT	23	
Pol.	Horizontal	Vertical
Peak Avg	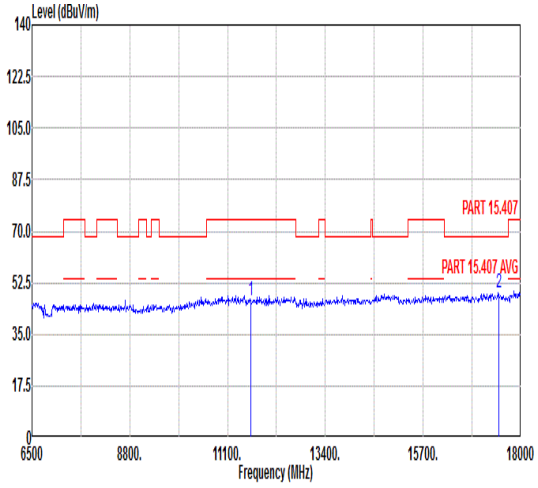 Freq Level Limit Line Margin Read Level Ant Factor Cable Loss Preamp Factor APos TPos Remark MHz dBuV/m dBuV/m dB dBuV dB/m dB dB cm deg 1 11650.00 46.31 74.00 -27.69 45.61 38.49 12.99 50.78 --- --- Peak 2 17475.00 49.02 68.30 -19.28 42.92 43.10 15.90 52.90 --- --- Peak	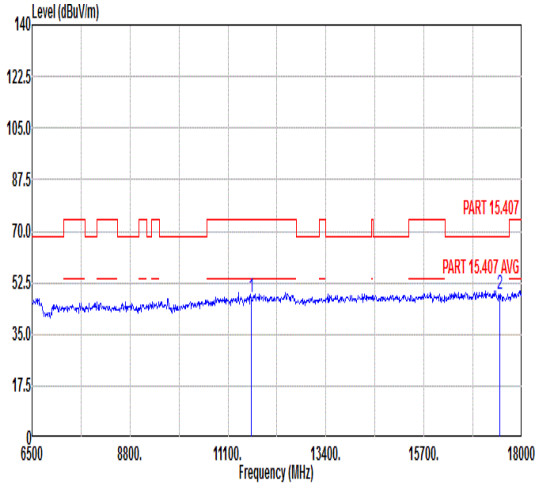 Freq Level Limit Line Margin Read Level Ant Factor Cable Loss Preamp Factor APos TPos Remark MHz dBuV/m dBuV/m dB dBuV dB/m dB dB cm deg 1 11650.00 47.29 74.00 -26.71 46.59 38.49 12.99 50.78 --- --- Peak 2 17475.00 48.82 68.30 -19.48 42.72 43.10 15.90 52.90 --- --- Peak

Mode	38	
	Band Edge	
	U-NII-3_5.725-5.85_802.11ax HE20_CH149_Full_5745MHz	
ANT	23	
Pol.	Horizontal	Fundamental
Peak	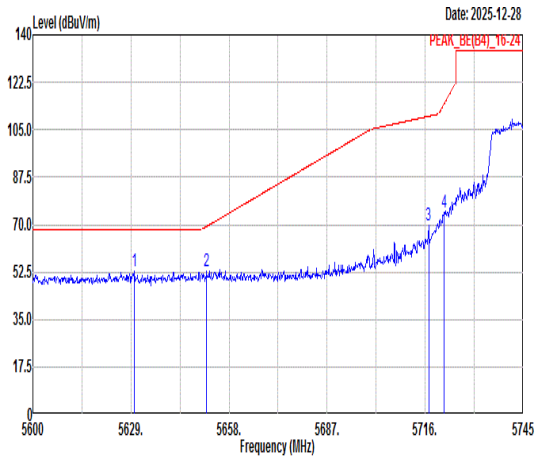 Freq Level Limit Line Margin (dB) Read Level Ant Factor Cable Loss Preamp Factor APos TPos Remark MHz dBuV/m dBuV/m dBuV dB/m dB dB cm deg 1 5630.02 52.77 68.30 -15.53 40.70 35.68 9.82 33.43 347 247 PEAK 2 5651.33 52.87 69.29 -16.42 40.73 35.71 9.86 33.43 347 247 PEAK 3 5717.02 69.81 109.97 -40.16 57.45 35.80 10.00 33.44 347 247 PEAK 4 5721.66 74.71 114.57 -39.86 62.33 35.81 10.01 33.44 347 247 PEAK	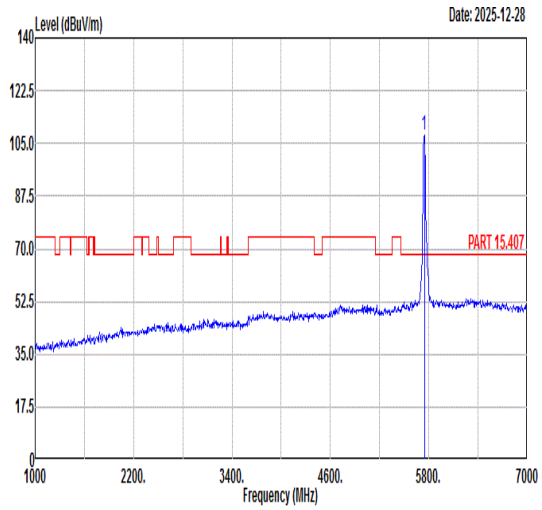 Freq Level Limit Line Margin (dB) Read Level Ant Factor Cable Loss Preamp Factor APos TPos Remark MHz dBuV/m dBuV/m dBuV dB/m dB dB cm deg 1 5745.00 107.63 ------ ------ 95.18 35.84 10.06 33.45 347 247 PEAK
Avg	Blank	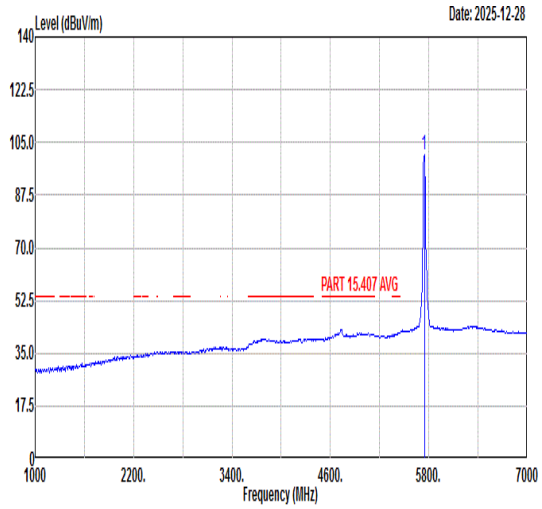 Freq Level Limit Line Margin (dB) Read Level Ant Factor Cable Loss Preamp Factor APos TPos Remark MHz dBuV/m dBuV/m dBuV dB/m dB dB cm deg 1 5745.00 100.65 ------ ------ 88.20 35.84 10.06 33.45 347 247 AVERAGE

Mode	38	
	Band Edge	
	U-NII-3_5.725-5.85_802.11ax HE20_CH149_Full_5745MHz	
ANT	23	
Pol.	Vertical	Fundamental
Peak	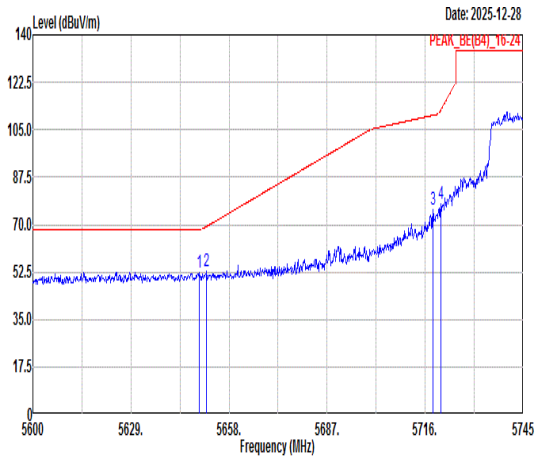 Freq Level Limit Line Margin (dB) Read Level Ant Factor Cable Loss Preamp Factor APos TPos Remark MHz dBuV/m dBuV/m dBuV dB/m dB dB cm deg 1 5649.16 52.55 68.30 -15.75 40.41 35.71 9.86 33.43 100 294 PEAK 2 5651.33 53.05 69.29 -16.24 40.91 35.71 9.86 33.43 100 294 PEAK 3 5718.32 75.31 110.33 -35.02 62.94 35.81 10.00 33.44 100 294 PEAK 4 5720.64 77.56 112.26 -34.70 65.18 35.81 10.01 33.44 100 294 PEAK	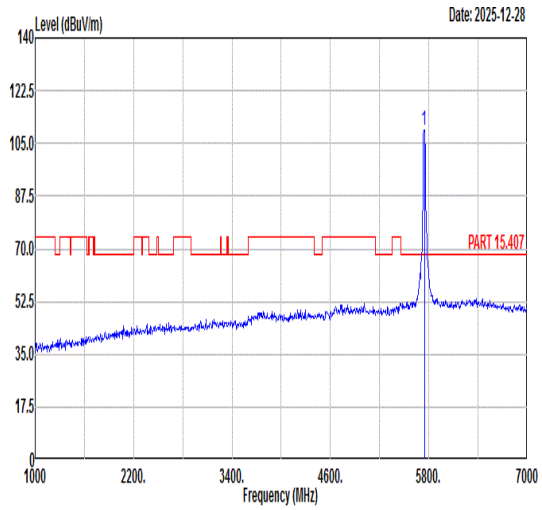 Freq Level Limit Line Margin (dB) Read Level Ant Factor Cable Loss Preamp Factor APos TPos Remark MHz dBuV/m dBuV/m dBuV dB/m dB dB cm deg 1 5745.00 109.59 ------ ------ 97.14 35.84 10.06 33.45 100 294 PEAK
Avg	Blank	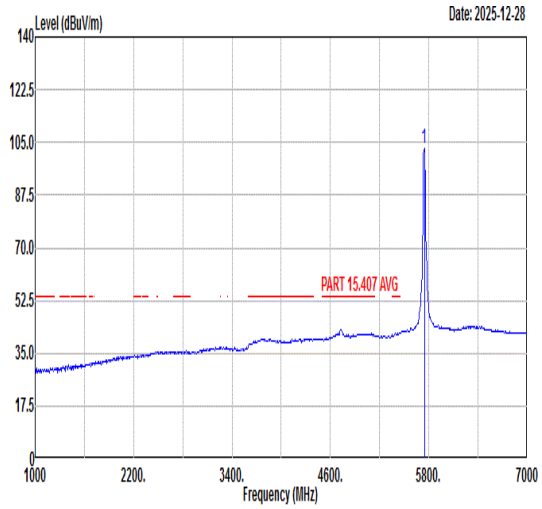 Freq Level Limit Line Margin (dB) Read Level Ant Factor Cable Loss Preamp Factor APos TPos Remark MHz dBuV/m dBuV/m dBuV dB/m dB dB cm deg 1 5745.00 102.78 ------ ------ 90.33 35.84 10.06 33.45 100 294 AVERAGE

Mode	38	
	Harmonic	
	U-NII-3_5.725-5.85_802.11ax HE20_CH149_Full_5745MHz	
ANT	23	
Pol.	Horizontal	Vertical
Peak Avg	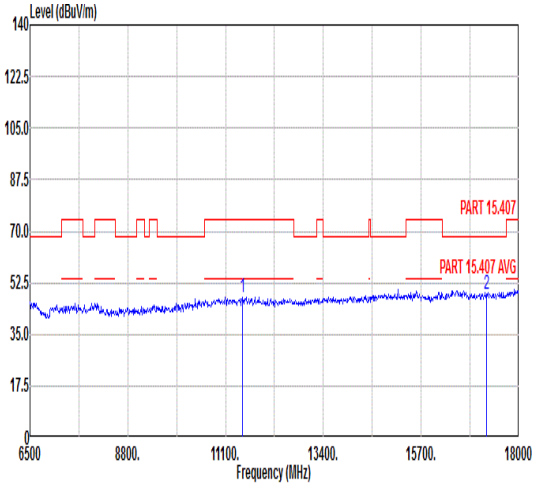 Freq Level Limit Line Margin Read Level Ant Factor Cable Loss Preamp Factor APos TPos Remark MHz dBuV/m dBuV/m dB dBuV dB/m dB dB cm deg 1 11490.00 47.45 74.00 -26.55 46.77 38.45 12.87 50.64 --- --- Peak 2 17235.00 48.57 68.30 -19.73 42.87 42.83 15.72 52.85 --- --- Peak	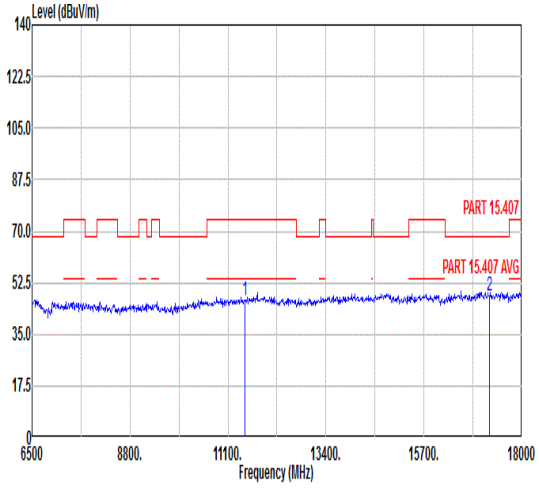 Freq Level Limit Line Margin Read Level Ant Factor Cable Loss Preamp Factor APos TPos Remark MHz dBuV/m dBuV/m dB dBuV dB/m dB dB cm deg 1 11490.00 46.64 74.00 -27.36 45.96 38.45 12.87 50.64 --- --- Peak 2 17235.00 48.15 68.30 -20.15 42.45 42.83 15.72 52.85 --- --- Peak

Mode	39	
	Harmonic	
	U-NII-3_5.725-5.85_802.11ax HE20_CH157_Full_5785MHz	
ANT	23	
Pol.	Horizontal	Vertical
Peak Avg	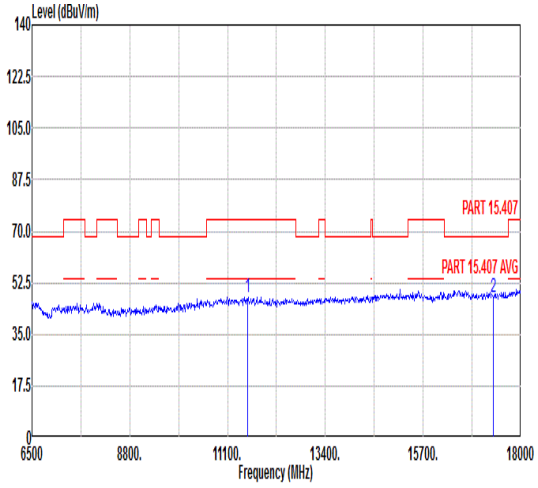 Freq Level Limit Line Margin Read Level Ant Factor Cable Loss Preamp Factor APos TPos Remark MHz dBuV/m dBuV/m dB dBuV dB/m dB dB cm deg 1 11570.00 47.54 74.00 -26.46 46.85 38.47 12.93 50.71 --- --- Peak 2 17355.00 47.79 68.30 -20.51 41.88 42.97 15.81 52.87 --- --- Peak	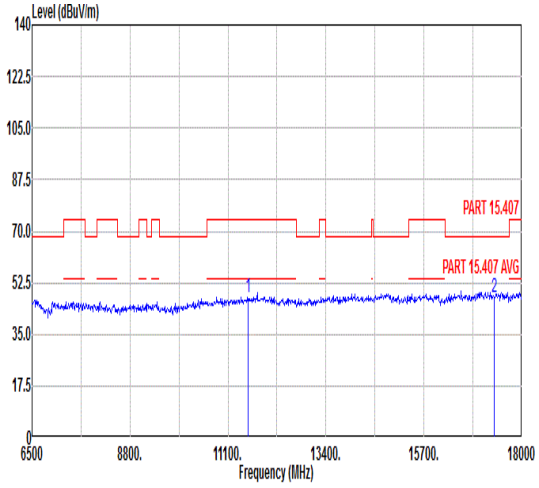 Freq Level Limit Line Margin Read Level Ant Factor Cable Loss Preamp Factor APos TPos Remark MHz dBuV/m dBuV/m dB dBuV dB/m dB dB cm deg 1 11570.00 47.53 74.00 -26.47 46.84 38.47 12.93 50.71 --- --- Peak 2 17355.00 47.63 68.30 -20.67 41.72 42.97 15.81 52.87 --- --- Peak

Mode	40	
	Band Edge	
	U-NII-3_5.725-5.85_802.11ax HE20_CH165_Full_5825MHz	
ANT	23	
Pol.	Horizontal	Fundamental
Peak	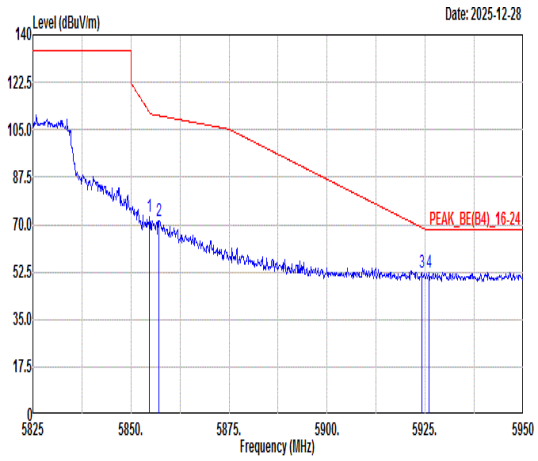 Freq Level Limit Line Margin (dB) Read Level Ant Factor Cable Loss Preamp Factor APos TPos Remark MHz dBuV/m dBuV/m dBuV dB/m dB dB cm deg 1 5854.75 72.67 111.37 -38.70 59.85 36.00 10.29 33.47 356 248 PEAK 2 5857.13 71.47 110.20 -38.73 58.64 36.00 10.30 33.47 356 248 PEAK 3 5924.13 52.06 68.94 -16.88 39.01 36.09 10.44 33.48 356 248 PEAK 4 5926.00 52.21 68.30 -16.09 39.16 36.10 10.44 33.49 356 248 PEAK	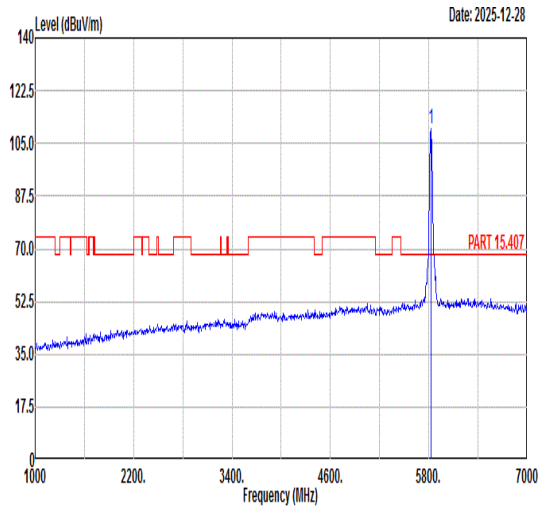 Freq Level Limit Line Margin (dB) Read Level Ant Factor Cable Loss Preamp Factor APos TPos Remark MHz dBuV/m dBuV/m dBuV dB/m dB dB cm deg 1 5825.00 110.08 ------ ------ 97.36 35.95 10.23 33.46 356 248 PEAK
Avg	Blank	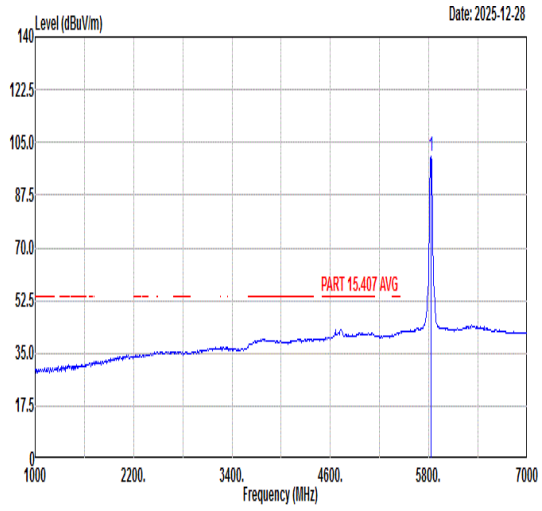 Freq Level Limit Line Margin (dB) Read Level Ant Factor Cable Loss Preamp Factor APos TPos Remark MHz dBuV/m dBuV/m dBuV dB/m dB dB cm deg 1 5825.00 100.64 ------ ------ 87.92 35.95 10.23 33.46 356 248 AVERAGE

Mode	40	
	Band Edge	
	U-NII-3_5.725-5.85_802.11ax HE20_CH165_Full_5825MHz	
ANT	23	
Pol.	Vertical	Fundamental
Peak	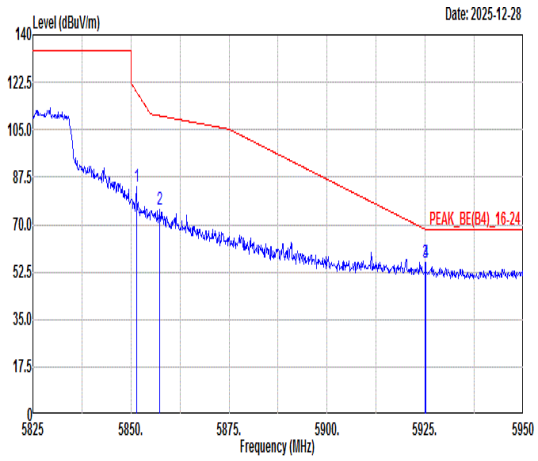 Freq Level Limit Line Margin (dB) Read Level Ant Factor Cable Loss Preamp Factor APos TPos Remark MHz dBuV/m dBuV/m dBuV dB/m dB dB cm deg 1 5851.38 84.04 119.06 -35.02 71.24 35.99 10.28 33.47 100 294 PEAK 2 5857.38 75.48 110.13 -34.65 62.65 36.00 10.30 33.47 100 294 PEAK 3 5925.00 55.95 68.30 -12.35 42.90 36.10 10.44 33.49 100 294 PEAK 4 5925.13 56.10 68.30 -12.20 43.05 36.10 10.44 33.49 100 294 PEAK	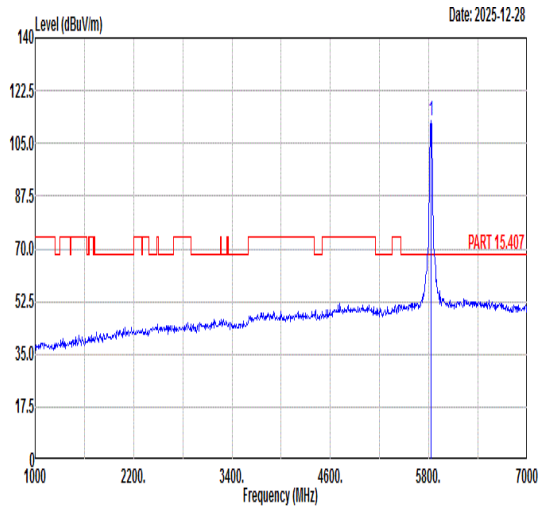 Freq Level Limit Line Margin (dB) Read Level Ant Factor Cable Loss Preamp Factor APos TPos Remark MHz dBuV/m dBuV/m dBuV dB/m dB dB cm deg 1 5825.00 112.74 ------ ------ 100.02 35.95 10.23 33.46 100 294 PEAK
Avg	Blank	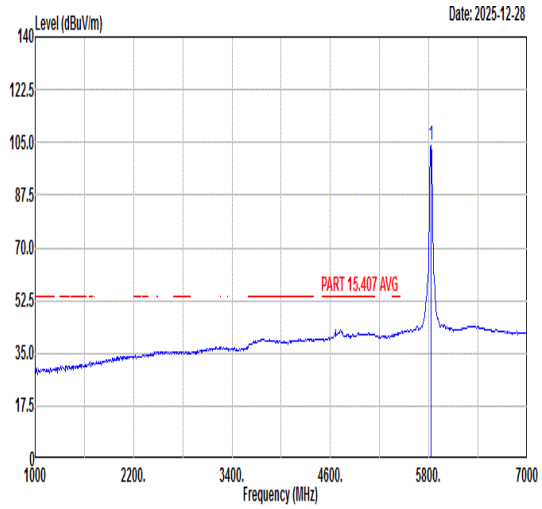 Freq Level Limit Line Margin (dB) Read Level Ant Factor Cable Loss Preamp Factor APos TPos Remark MHz dBuV/m dBuV/m dBuV dB/m dB dB cm deg 1 5825.00 104.13 ------ ------ 91.41 35.95 10.23 33.46 100 294 AVERAGE

Mode	40	
	Harmonic	
	U-NII-3_5.725-5.85_802.11ax HE20_CH165_Full_5825MHz	
ANT	23	
Pol.	Horizontal	Vertical
Peak Avg	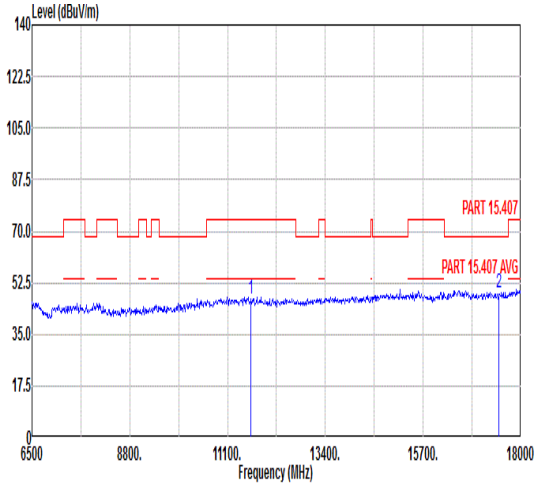 Freq Level Limit Line Margin Read Level Ant Factor Cable Loss Preamp Factor APos TPos Remark MHz dBuV/m dBuV/m dB dBuV dB/m dB dB cm deg 1 11650.00 46.78 74.00 -27.22 46.08 38.49 12.99 50.78 --- --- Peak 2 17475.00 49.04 68.30 -19.26 42.94 43.10 15.90 52.90 --- --- Peak	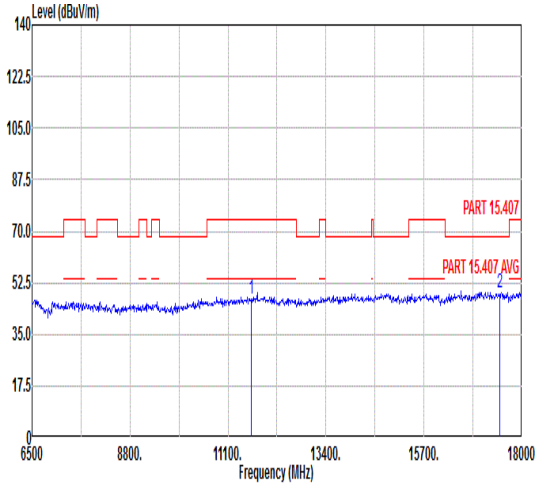 Freq Level Limit Line Margin Read Level Ant Factor Cable Loss Preamp Factor APos TPos Remark MHz dBuV/m dBuV/m dB dBuV dB/m dB dB cm deg 1 11650.00 47.21 74.00 -26.79 46.51 38.49 12.99 50.78 --- --- Peak 2 17475.00 48.89 68.30 -19.41 42.79 43.10 15.90 52.90 --- --- Peak

Mode	41	
	Band Edge - L	
	U-NII-3_5.725-5.85_802.11ax HE40_CH151_Full_5755MHz	
ANT	23	
Pol.	Horizontal	Fundamental
Peak	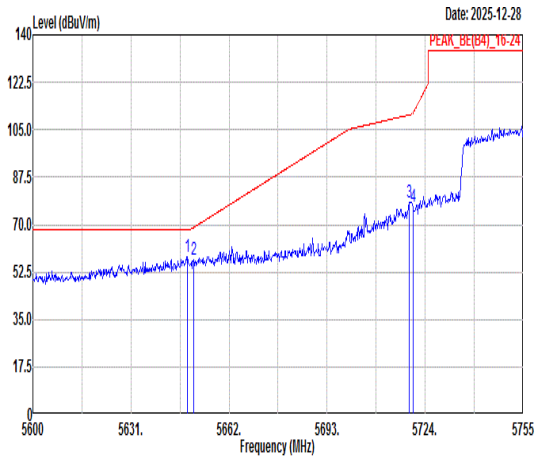 Freq Level Limit Line Margin (dB) Read Level Ant Factor Cable Loss Preamp Factor APos TPos Remark MHz dBuV/m dBuV/m dBuV dB/m dB dB cm deg 1 5648.83 58.21 68.30 -10.09 46.07 35.71 9.86 33.43 344 243 PEAK 2 5650.84 57.24 68.92 -11.68 45.10 35.71 9.86 33.43 344 243 PEAK 3 5718.89 78.36 110.49 -32.13 65.98 35.81 10.01 33.44 344 243 PEAK 4 5720.13 76.54 111.09 -34.55 64.16 35.81 10.01 33.44 344 243 PEAK	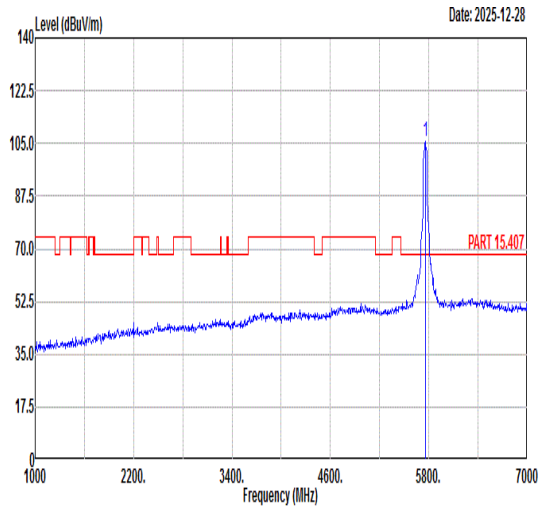 Freq Level Limit Line Margin (dB) Read Level Ant Factor Cable Loss Preamp Factor APos TPos Remark MHz dBuV/m dBuV/m dBuV dB/m dB dB cm deg 1 5755.00 105.48 ------ ------ 92.98 35.86 10.09 33.45 344 243 PEAK
Avg	Blank	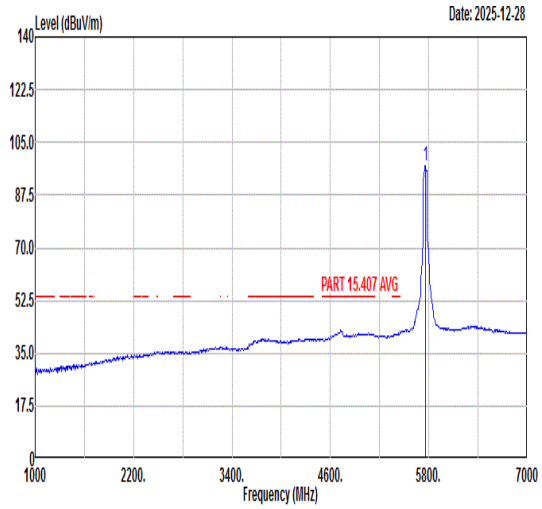 Freq Level Limit Line Margin (dB) Read Level Ant Factor Cable Loss Preamp Factor APos TPos Remark MHz dBuV/m dBuV/m dBuV dB/m dB dB cm deg 1 5755.00 97.33 ------ ------ 84.85 35.85 10.08 33.45 344 243 AVERAGE

Mode	41	
	Band Edge - R	
	U-NII-3_5.725-5.85_802.11ax HE40_CH151_Full_5755MHz	
ANT	23	
Pol.	Horizontal	Fundamental
Peak	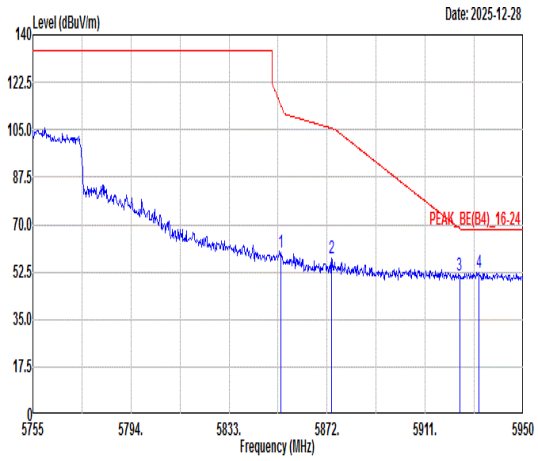 Freq Level Limit Line Margin (dB) Read Level Ant Factor Cable Loss Preamp Factor APos TPos Remark MHz dBuV/m dBuV/m dBuV dB/m dB dB cm deg 1 5853.67 59.71 113.83 -54.12 46.89 36.00 10.29 33.47 344 243 PEAK 2 5873.76 57.40 105.55 -48.15 44.52 36.02 10.33 33.47 344 243 PEAK 3 5924.65 51.39 68.56 -17.17 38.34 36.09 10.44 33.48 344 243 PEAK 4 5932.26 52.45 68.30 -15.85 39.38 36.11 10.45 33.49 344 243 PEAK	Blank

Mode	41	
	Band Edge - L	
	U-NII-3_5.725-5.85_802.11ax HE40_CH151_Full_5755MHz	
ANT	23	
Pol.	Vertical	Fundamental
Peak	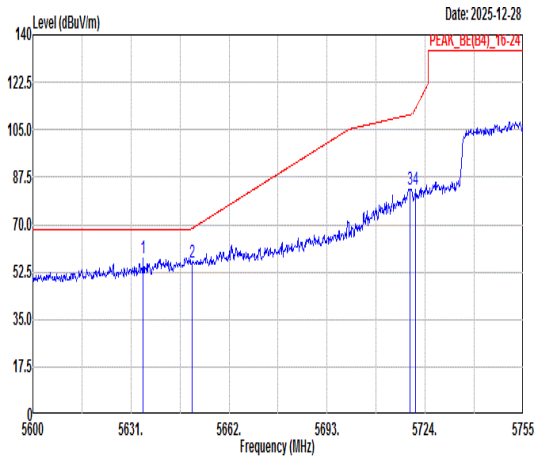 Freq Level Limit Line Margin (dB) Read Level Ant Factor Cable Loss Preamp Factor APos TPos Remark MHz dBuV/m dBuV/m dBuV dB/m dB dB cm deg 1 5634.88 57.67 68.30 -10.63 45.58 35.69 9.83 33.43 100 291 PEAK 2 5650.22 56.18 68.46 -12.28 44.04 35.71 9.86 33.43 100 291 PEAK 3 5719.20 83.16 110.57 -27.41 70.78 35.81 10.01 33.44 100 291 PEAK 4 5721.06 82.82 113.21 -30.39 70.44 35.81 10.01 33.44 100 291 PEAK	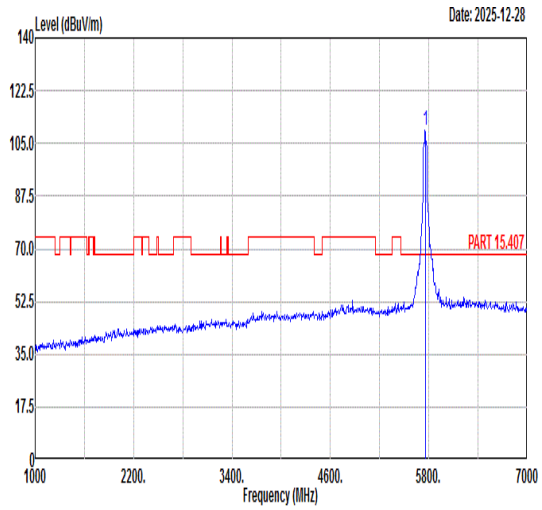 Freq Level Limit Line Margin (dB) Read Level Ant Factor Cable Loss Preamp Factor APos TPos Remark MHz dBuV/m dBuV/m dBuV dB/m dB dB cm deg 1 5755.00 109.16 ------ ------ 96.68 35.85 10.08 33.45 100 291 PEAK
Avg	Blank	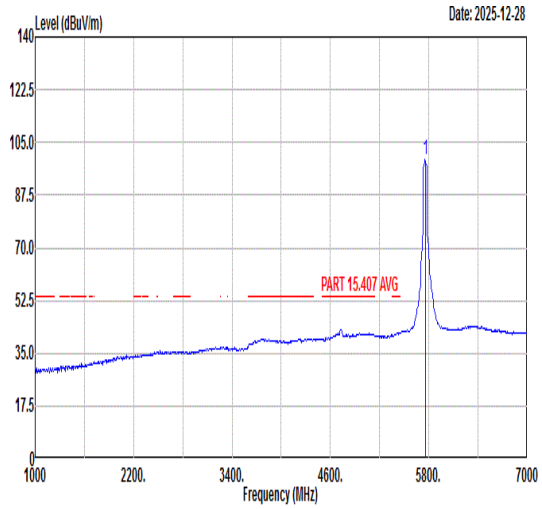 Freq Level Limit Line Margin (dB) Read Level Ant Factor Cable Loss Preamp Factor APos TPos Remark MHz dBuV/m dBuV/m dBuV dB/m dB dB cm deg 1 5755.00 99.23 ------ ------ 86.75 35.85 10.08 33.45 100 291 AVERAGE

Mode	41	
	Band Edge - R	
	U-NII-3_5.725-5.85_802.11ax HE40_CH151_Full_5755MHz	
ANT	23	
Pol.	Vertical	Fundamental
Peak	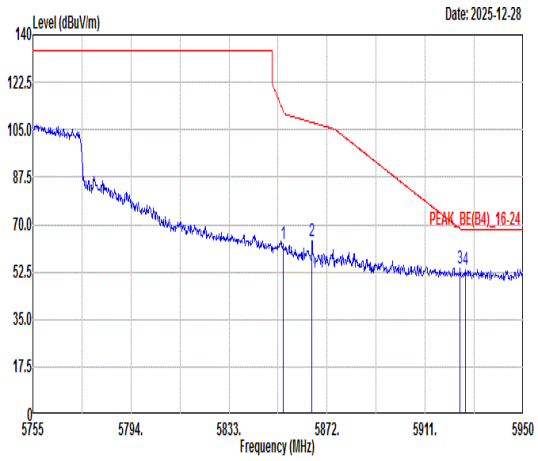 Freq Level Limit Line Margin (dB) Read Level Ant Factor Cable Loss Preamp Factor APos TPos Remark MHz dBuV/m dBuV/m dBuV dB/m dB dB cm deg 1 5854.45 62.78 112.05 -49.27 49.96 36.00 10.29 33.47 100 291 PEAK 2 5865.96 63.80 107.73 -43.93 50.95 36.01 10.31 33.47 100 291 PEAK 3 5924.85 53.75 68.41 -14.66 40.70 36.09 10.44 33.48 100 291 PEAK 4 5926.99 53.40 68.30 -14.90 40.35 36.10 10.44 33.49 100 291 PEAK	Blank

Mode	42	
	Band Edge - L	
	U-NII-3_5.15-5.25_802.11ax HE40_CH159_Partial RU_5795MHz	
ANT	23	
Pol.	Horizontal	Fundamental
Peak	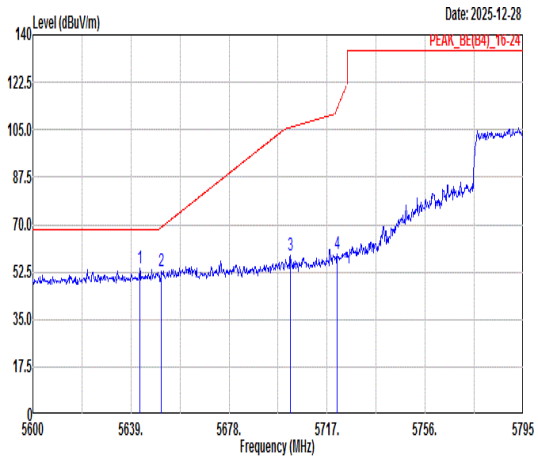 Freq Level Limit Line Margin (dB) Read Level Ant Factor Cable Loss Preamp Factor APos TPos Remark 1 5642.51 53.91 68.30 -14.39 41.79 35.70 9.85 33.43 344 243 PEAK 2 5651.09 52.86 69.11 -16.25 40.72 35.71 9.86 33.43 344 243 PEAK 3 5702.38 58.46 105.87 -47.41 46.15 35.78 9.97 33.44 344 243 PEAK 4 5720.90 59.39 112.85 -53.46 47.01 35.81 10.01 33.44 344 243 PEAK	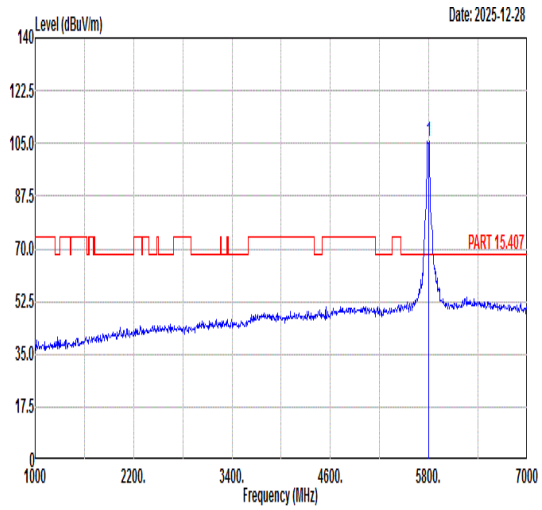 Freq Level Limit Line Margin (dB) Read Level Ant Factor Cable Loss Preamp Factor APos TPos Remark 1 5795.00 105.70 ------ ------ 93.04 35.93 10.19 33.46 344 243 PEAK
Avg	Blank	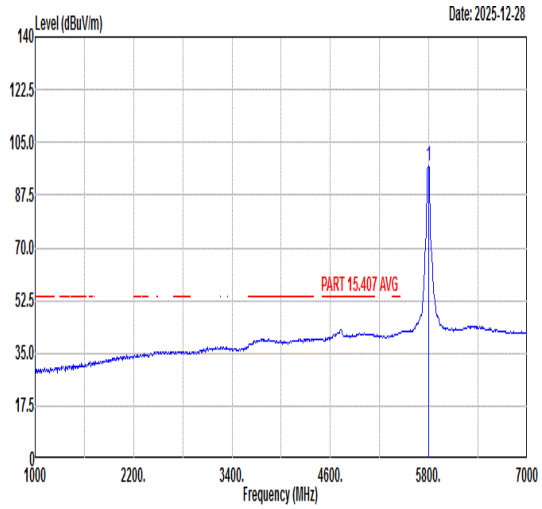 Freq Level Limit Line Margin (dB) Read Level Ant Factor Cable Loss Preamp Factor APos TPos Remark 1 5795.00 97.43 ------ ------ 84.82 35.91 10.16 33.46 344 243 AVERAGE

Mode	42	
	Band Edge - R	
	U-NII-3_5.15-5.25_802.11ax HE40_CH159_Partial RU_5795MHz	
ANT	23	
Pol.	Horizontal	Fundamental
Peak	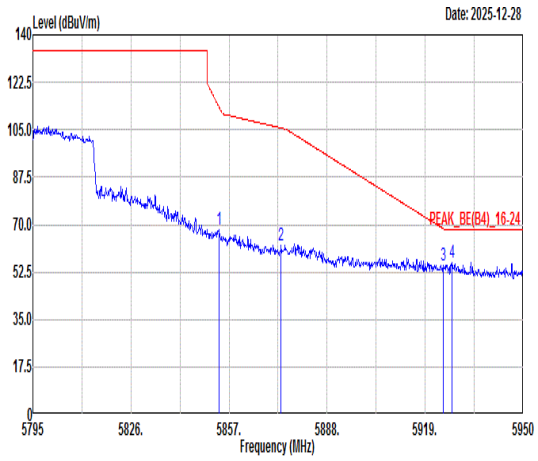 Freq Level Limit Line Margin (dB) Read Level Ant Factor Cable Loss Preamp Factor APos TPos Remark MHz dBuV/m dBuV/m dBuV dB/m dB dB cm deg 1 5853.75 68.15 113.66 -45.51 55.33 36.00 10.29 33.47 344 243 PEAK 2 5873.43 62.53 105.64 -43.11 49.65 36.02 10.33 33.47 344 243 PEAK 3 5924.74 55.02 68.49 -13.47 41.97 36.09 10.44 33.48 344 243 PEAK 4 5927.37 56.05 68.30 -12.25 43.00 36.10 10.44 33.49 344 243 PEAK	Blank

Mode	42	
	Band Edge - L	
	U-NII-3_5.15-5.25_802.11ax HE40_CH159_Partial RU_5795MHz	
ANT	23	
Pol.	Vertical	Fundamental
Peak	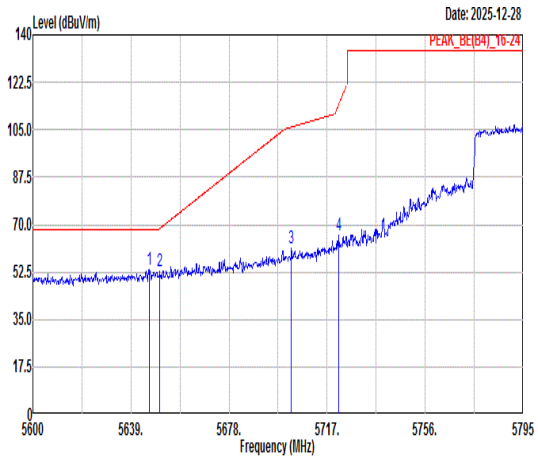 Freq Level Limit Line Margin (dB) Read Level Ant Factor Cable Loss Preamp Factor APos TPos Remark MHz dBuV/m dBuV/m dBuV dB/m dB dB cm deg 1 5646.22 53.44 68.30 -14.86 41.32 35.70 9.85 33.43 100 291 PEAK 2 5650.51 52.94 68.67 -15.73 40.80 35.71 9.86 33.43 100 291 PEAK 3 5702.77 61.49 105.98 -44.49 49.18 35.78 9.97 33.44 100 291 PEAK 4 5721.68 66.30 114.63 -48.33 53.92 35.81 10.01 33.44 100 291 PEAK	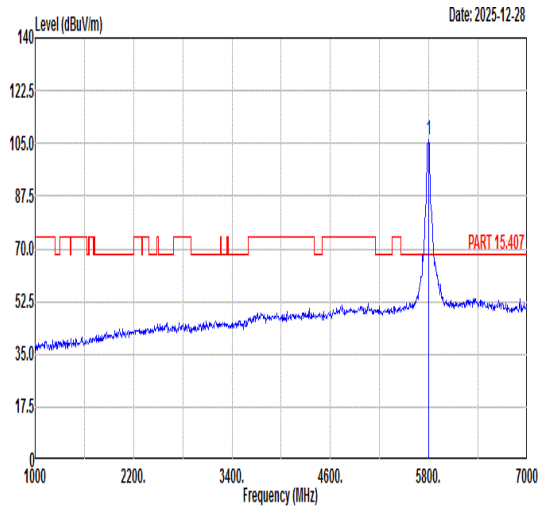 Freq Level Limit Line Margin (dB) Read Level Ant Factor Cable Loss Preamp Factor APos TPos Remark MHz dBuV/m dBuV/m dBuV dB/m dB dB cm deg 1 5795.00 105.94 ------ ------ 93.30 35.92 10.18 33.46 100 291 PEAK
Avg	Blank	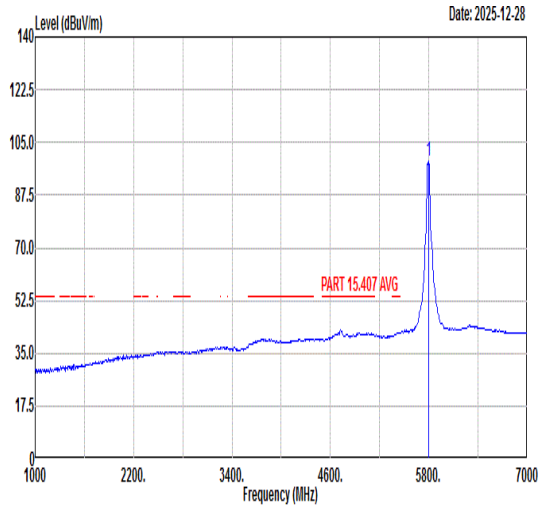 Freq Level Limit Line Margin (dB) Read Level Ant Factor Cable Loss Preamp Factor APos TPos Remark MHz dBuV/m dBuV/m dBuV dB/m dB dB cm deg 1 5795.00 98.64 ------ ------ 86.03 35.91 10.16 33.46 100 291 AVERAGE

Mode	42	
	Band Edge - R	
	U-NII-3_5.15-5.25_802.11ax HE40_CH159_Partial RU_5795MHz	
ANT	23	
Pol.	Vertical	Fundamental
Peak	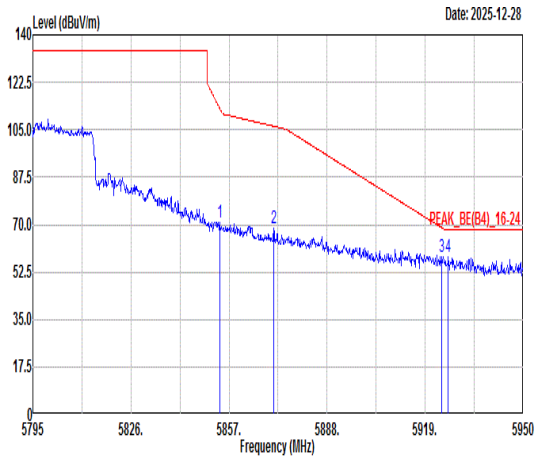 Freq Level Limit Line Margin (dB) Read Level Ant Factor Cable Loss Preamp Factor APos TPos Remark MHz dBuV/m dBuV/m dBuV dB/m dB dB cm deg 1 5854.06 70.95 112.95 -42.00 58.13 36.00 10.29 33.47 100 291 PEAK 2 5871.11 68.84 106.29 -37.45 55.96 36.02 10.33 33.47 100 291 PEAK 3 5924.27 58.32 68.84 -10.52 45.27 36.09 10.44 33.48 100 291 PEAK 4 5926.29 58.12 68.30 -10.18 45.07 36.10 10.44 33.49 100 291 PEAK	Blank

Mode	43	
	Band Edge - L	
	U-NII-3_5.25-5.35_802.11ax HE80_CH155_Partial RU_5775MHz	
ANT	23	
Pol.	Horizontal	Fundamental
Peak	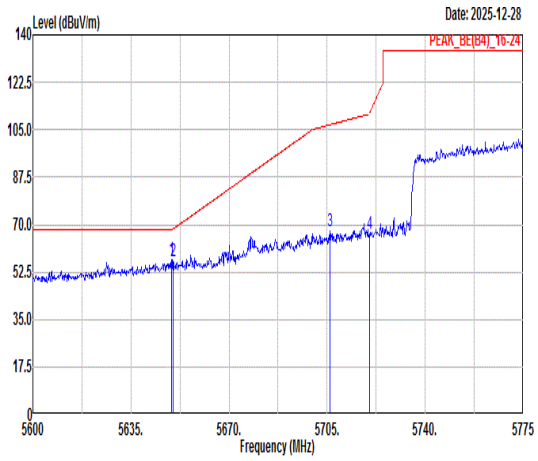 Freq Level Limit Line Margin (dB) Read Level Ant Factor Cable Loss Preamp Factor APos TPos Remark MHz dBuV/m dBuV/m dBuV dB/m dB dB cm deg 1 5649.53 56.83 68.30 -11.47 44.69 35.71 9.86 33.43 325 242 PEAK 2 5650.05 56.52 68.34 -11.82 44.38 35.71 9.86 33.43 325 242 PEAK 3 5706.05 67.45 106.90 -39.45 55.12 35.79 9.98 33.44 325 242 PEAK 4 5720.05 66.49 110.91 -44.42 54.11 35.81 10.01 33.44 325 242 PEAK	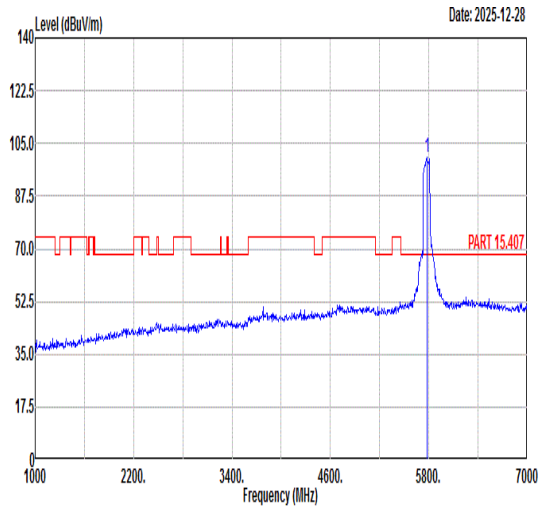 Freq Level Limit Line Margin (dB) Read Level Ant Factor Cable Loss Preamp Factor APos TPos Remark MHz dBuV/m dBuV/m dBuV dB/m dB dB cm deg 1 5775.00 100.22 ------ ------ 87.66 35.89 10.13 33.46 325 242 PEAK
Avg	Blank	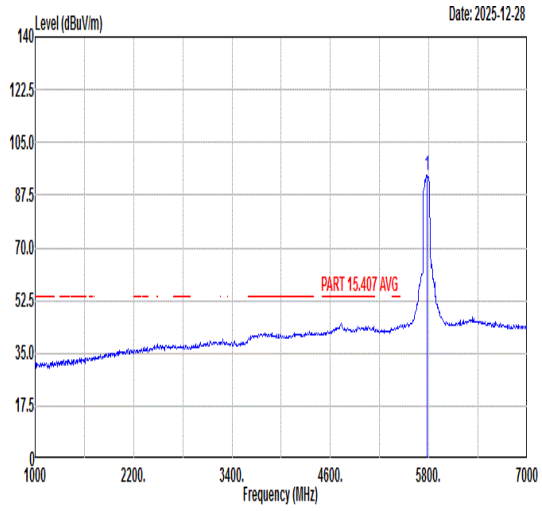 Freq Level Limit Line Margin (dB) Read Level Ant Factor Cable Loss Preamp Factor APos TPos Remark MHz dBuV/m dBuV/m dBuV dB/m dB dB cm deg 1 5775.00 93.98 ------ ------ 81.42 35.89 10.13 33.46 325 242 AVERAGE

Mode	43	
	Band Edge - R	
	U-NII-3_5.25-5.35_802.11ax HE80_CH155_Partial RU_5775MHz	
ANT	23	
Pol.	Horizontal	Fundamental
Peak	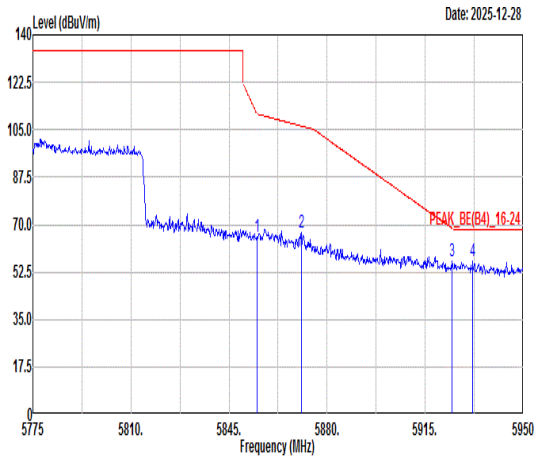 Freq Level Limit Line Margin (dB) Read Level Ant Factor Cable Loss Preamp Factor APos TPos Remark MHz dBuV/m dBuV/m dBuV dB/m dB dB cm deg 1 5854.98 65.52 110.86 -45.34 52.70 36.00 10.29 33.47 325 242 PEAK 2 5870.90 67.32 106.35 -39.03 54.44 36.02 10.33 33.47 325 242 PEAK 3 5924.45 56.27 68.70 -12.43 43.22 36.09 10.44 33.48 325 242 PEAK 4 5931.98 56.35 68.30 -11.95 43.29 36.10 10.45 33.49 325 242 PEAK	Blank

Mode	43
	Band Edge - L
	U-NII-3_5.25-5.35_802.11ax HE80_CH155_Partial RU_5775MHz
ANT	23

Pol.	Vertical	Fundamental
Peak	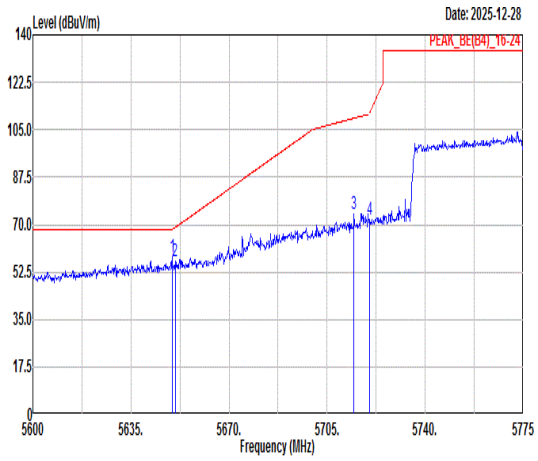 Freq Level Limit Line Margin (dB) Read Level Ant Factor Cable Loss Preamp Factor APos TPos Remark MHz dBuV/m dBuV/m dBuV dB/m dB dB cm deg 1 5649.70 58.22 68.30 -10.08 46.08 35.71 9.86 33.43 100 291 PEAK 2 5650.75 56.74 68.86 -12.12 44.60 35.71 9.86 33.43 100 291 PEAK 3 5714.63 74.06 109.30 -35.24 61.70 35.80 10.00 33.44 100 291 PEAK 4 5720.05 71.82 110.91 -39.09 59.44 35.81 10.01 33.44 100 291 PEAK	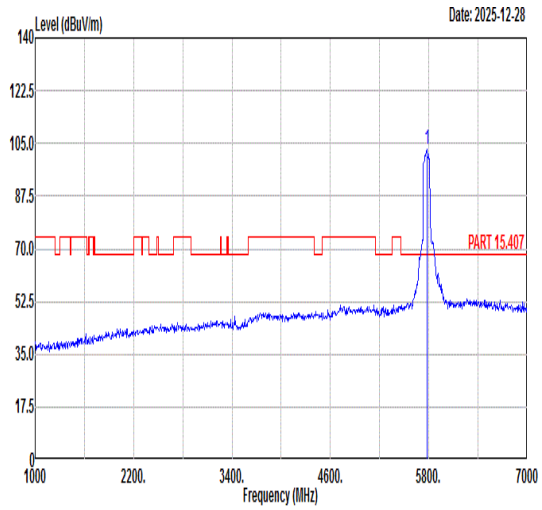 Freq Level Limit Line Margin (dB) Read Level Ant Factor Cable Loss Preamp Factor APos TPos Remark MHz dBuV/m dBuV/m dBuV dB/m dB dB cm deg 1 5775.00 103.15 ------ ------ 90.59 35.89 10.13 33.46 100 291 PEAK
Avg	Blank	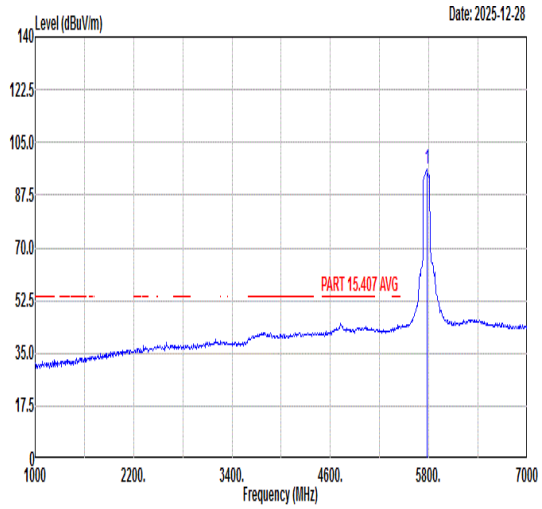 Freq Level Limit Line Margin (dB) Read Level Ant Factor Cable Loss Preamp Factor APos TPos Remark MHz dBuV/m dBuV/m dBuV dB/m dB dB cm deg 1 5775.00 96.21 ------ ------ 83.65 35.89 10.13 33.46 100 291 AVERAGE

Mode	43	
	Band Edge - R	
	U-NII-3_5.25-5.35_802.11ax HE80_CH155_Partial RU_5775MHz	
ANT	23	
Pol.	Vertical	Fundamental
Peak	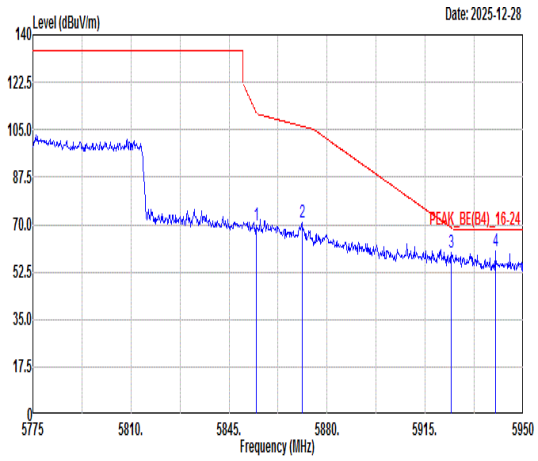 Freq Level Limit Line Margin (dB) Read Level Ant Factor Cable Loss Preamp Factor APos TPos Remark MHz dBuV/m dBuV/m dBuV dB/m dB dB cm deg 1 5854.63 69.61 111.65 -42.04 56.79 36.00 10.29 33.47 100 291 PEAK 2 5871.08 70.58 106.30 -35.72 57.70 36.02 10.33 33.47 100 291 PEAK 3 5924.28 59.95 68.83 -8.88 46.90 36.09 10.44 33.48 100 291 PEAK 4 5940.03 60.11 68.30 -8.19 47.01 36.12 10.47 33.49 100 291 PEAK	Blank

Mode	43	
	Harmonic	
	U-NII-3_5.25-5.35_802.11ax HE80_CH155_Partial RU_5775MHz	
ANT	23	
Pol.	Horizontal	Vertical
Peak Avg	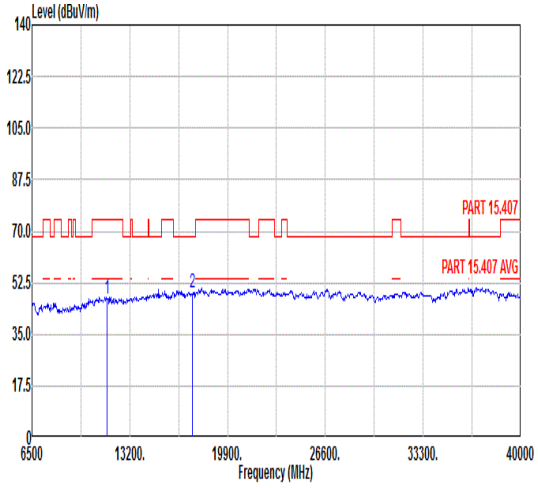 Freq Level Limit Line Margin Read Level Ant Factor Cable Loss Preamp Factor APos TPos Remark MHz dBuV/m dBuV/m dB dBuV dB/m dB dB cm deg 1 11650.00 46.78 74.00 -27.22 46.08 38.49 12.99 50.78 --- --- Peak 2 17475.00 49.04 68.30 -19.26 42.94 43.10 15.90 52.90 --- --- Peak	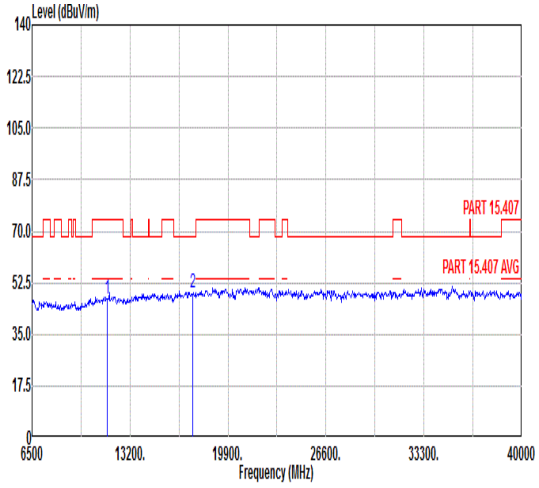 Freq Level Limit Line Margin Read Level Ant Factor Cable Loss Preamp Factor APos TPos Remark MHz dBuV/m dBuV/m dB dBuV dB/m dB dB cm deg 1 11650.00 47.21 74.00 -26.79 46.51 38.49 12.99 50.78 --- --- Peak 2 17475.00 48.89 68.30 -19.41 42.79 43.10 15.90 52.90 --- --- Peak

Mode	44	
	Band Edge	
	U-NII-1_5.47-5.725_802.11ax HE20_CH36_Partial RU_5180MHz	
ANT	23	
Pol.	Horizontal	Fundamental
Peak	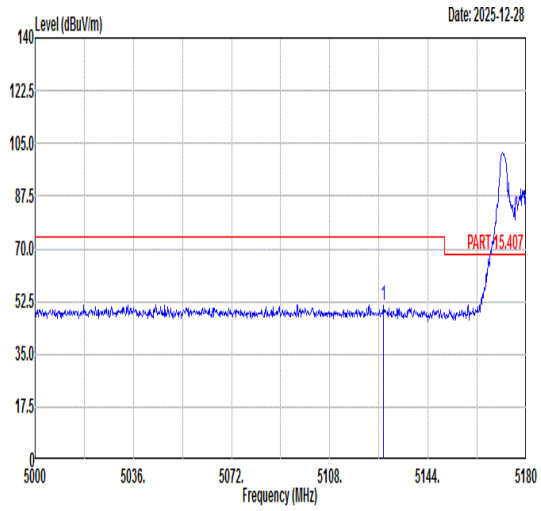 Freq Level Limit Line Margin (dB) Read Level Ant Factor Cable Loss Preamp Factor APos TPos Remark MHz dBuV/m dBuV/m dBuV dB/m dB dB cm deg 1 5127.80 51.46 74.00 -22.54 41.16 35.28 8.49 33.47 273 340 PEAK	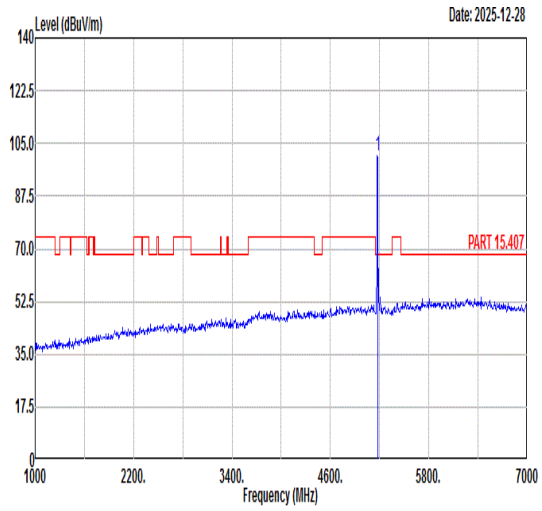 Freq Level Limit Line Margin (dB) Read Level Ant Factor Cable Loss Preamp Factor APos TPos Remark MHz dBuV/m dBuV/m dBuV dB/m dB dB cm deg 1 5180.00 101.13 ------ ------ 90.73 35.30 8.57 33.47 273 340 PEAK
Avg	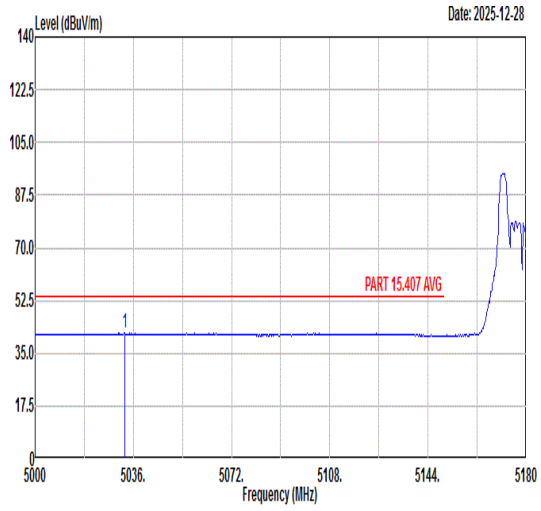 Freq Level Limit Line Margin (dB) Read Level Ant Factor Cable Loss Preamp Factor APos TPos Remark MHz dBuV/m dBuV/m dBuV dB/m dB dB cm deg 1 5032.94 41.59 54.00 -12.41 31.54 35.22 8.32 33.49 273 340 AVERAGE	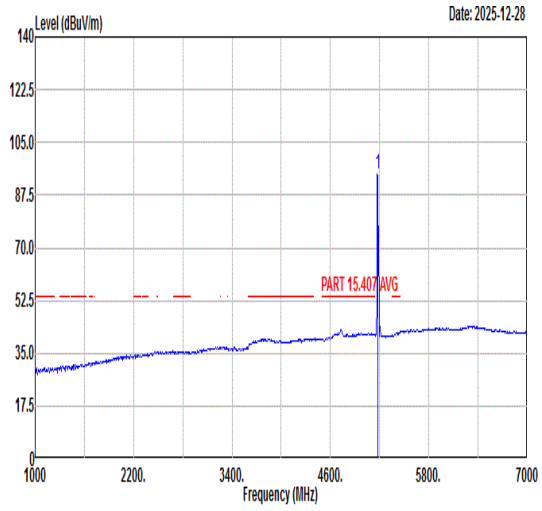 Freq Level Limit Line Margin (dB) Read Level Ant Factor Cable Loss Preamp Factor APos TPos Remark MHz dBuV/m dBuV/m dBuV dB/m dB dB cm deg 1 5180.00 94.58 ------ ------ 84.18 35.30 8.57 33.47 273 340 AVERAGE

Mode	44	
	Band Edge	
	U-NII-1_5.47-5.725_802.11ax HE20_CH36_Partial RU_5180MHz	
ANT	23	
Pol.	Vertical	Fundamental
Peak	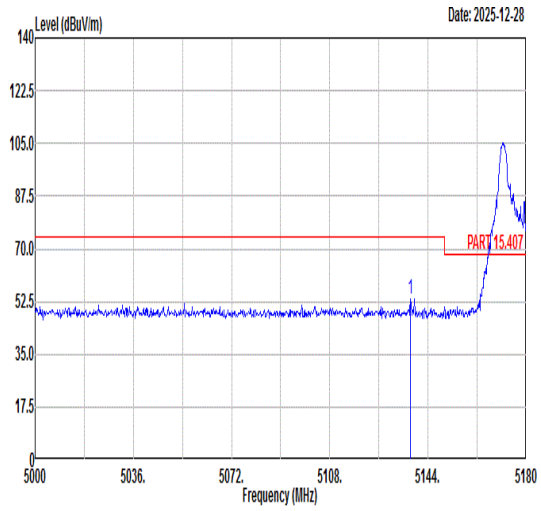 Freq Level Limit Line Margin (dB) Read Level Ant Factor Cable Loss Preamp Factor APos TPos Remark MHz dBuV/m dBuV/m dBuV dB/m dB dB cm deg 1 5137.52 53.32 74.00 -20.68 43.00 35.28 8.51 33.47 100 295 PEAK	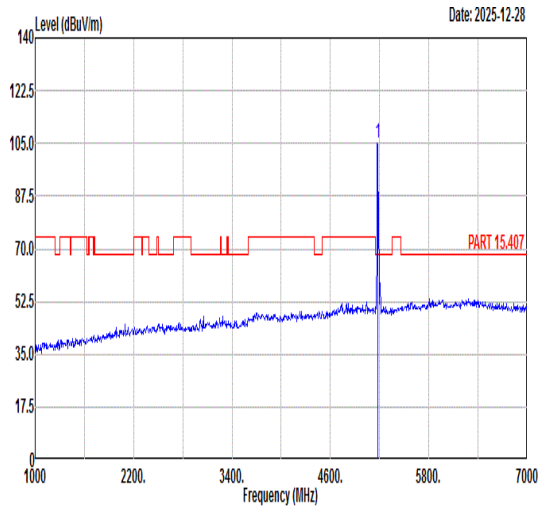 Freq Level Limit Line Margin (dB) Read Level Ant Factor Cable Loss Preamp Factor APos TPos Remark MHz dBuV/m dBuV/m dBuV dB/m dB dB cm deg 1 5180.00 105.16 ------ ------ 94.76 35.30 8.57 33.47 100 295 PEAK
Avg	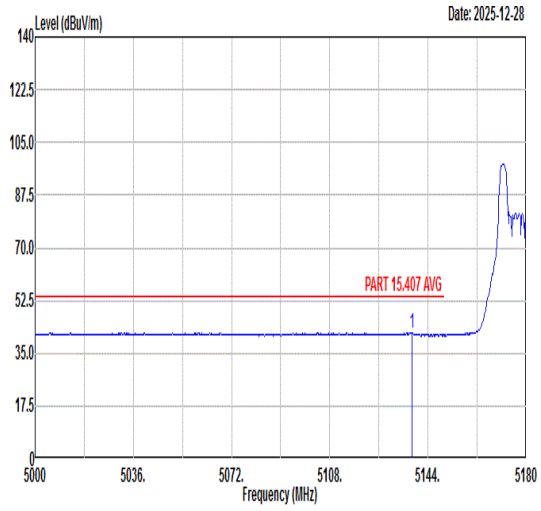 Freq Level Limit Line Margin (dB) Read Level Ant Factor Cable Loss Preamp Factor APos TPos Remark MHz dBuV/m dBuV/m dBuV dB/m dB dB cm deg 1 5138.06 41.94 54.00 -12.06 31.62 35.28 8.51 33.47 100 295 AVERAGE	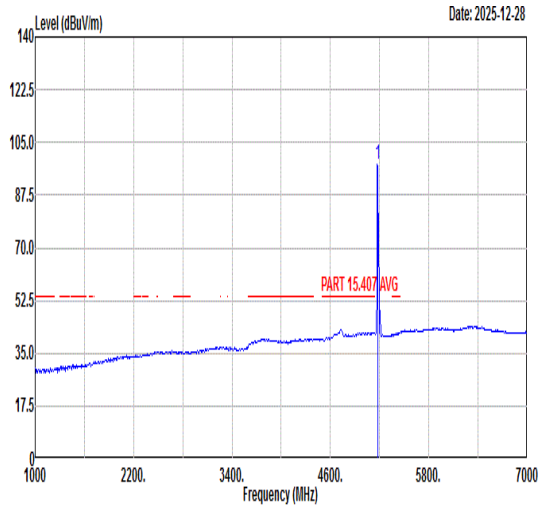 Freq Level Limit Line Margin (dB) Read Level Ant Factor Cable Loss Preamp Factor APos TPos Remark MHz dBuV/m dBuV/m dBuV dB/m dB dB cm deg 1 5180.00 97.53 ------ ------ 87.13 35.30 8.57 33.47 100 295 AVERAGE

Mode	45	
	Band Edge	
	U-NII-2A_5.47-5.725_802.11ax HE20_CH64_Partial RU_5320MHz	
ANT	23	
Pol.	Horizontal	Fundamental
Peak	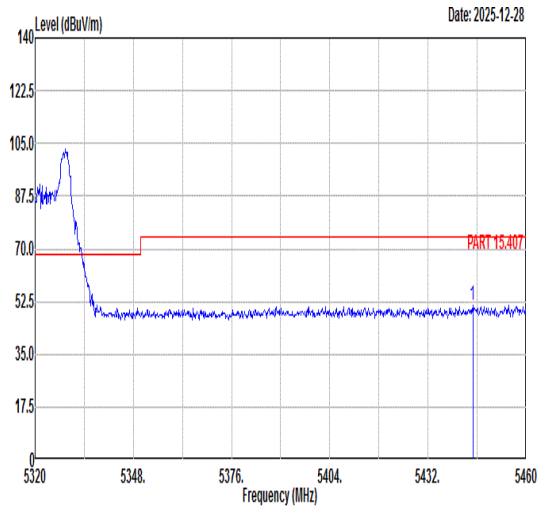 Freq Level Limit Line Margin (dB) Read Level Ant Factor Cable Loss Preamp Factor APos TPos Remark MHz dBuV/m dBuV/m dBuV dB/m dB dB cm deg 1 5444.74 51.44 74.00 -22.56 39.70 35.47 9.68 33.41 274 340 PEAK	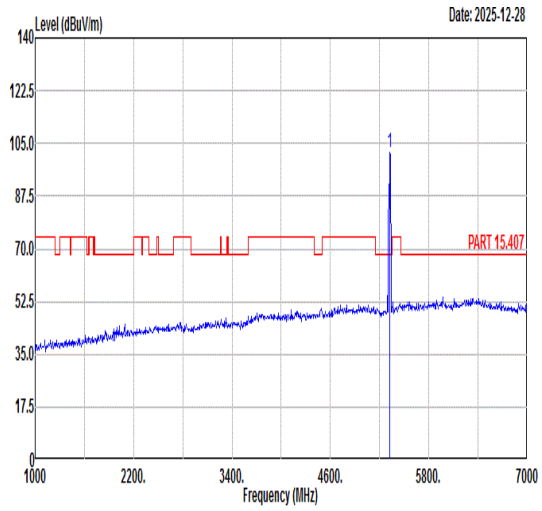 Freq Level Limit Line Margin (dB) Read Level Ant Factor Cable Loss Preamp Factor APos TPos Remark MHz dBuV/m dBuV/m dBuV dB/m dB dB cm deg 1 5320.00 101.89 ------ ------ 90.68 35.40 9.24 33.43 274 340 PEAK
Avg	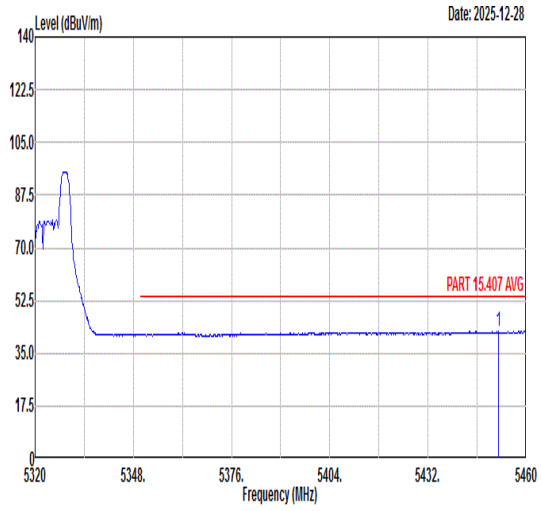 Freq Level Limit Line Margin (dB) Read Level Ant Factor Cable Loss Preamp Factor APos TPos Remark MHz dBuV/m dBuV/m dBuV dB/m dB dB cm deg 1 5452.16 42.23 54.00 -11.77 30.49 35.47 9.68 33.41 274 340 AVERAGE	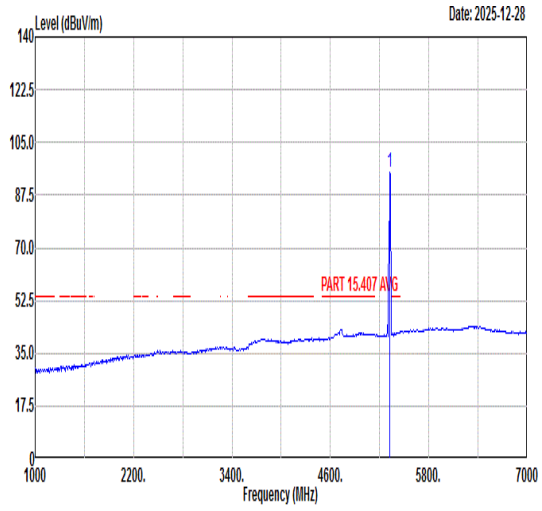 Freq Level Limit Line Margin (dB) Read Level Ant Factor Cable Loss Preamp Factor APos TPos Remark MHz dBuV/m dBuV/m dBuV dB/m dB dB cm deg 1 5320.00 94.96 ------ ------ 83.75 35.40 9.24 33.43 274 340 AVERAGE

Mode	45	
	Band Edge	
	U-NII-2A_5.47-5.725_802.11ax HE20_CH64_Partial RU_5320MHz	
ANT	23	
Pol.	Vertical	Fundamental
Peak	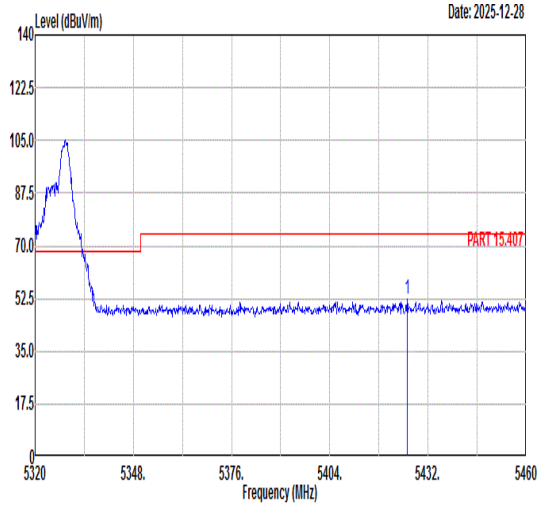 Freq Level Limit Line Margin (dB) Read Level Ant Factor Cable Loss Preamp Factor APos TPos Remark MHz dBuV/m dBuV/m dBuV dB/m dB dB cm deg 1 5425.98 52.34 74.00 -21.66 40.62 35.46 9.67 33.41 100 295 PEAK	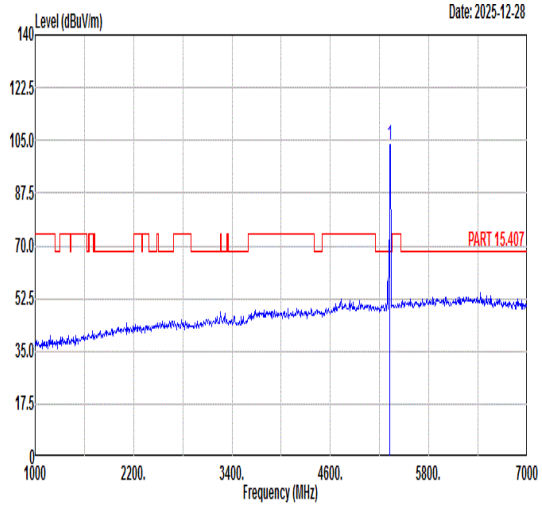 Freq Level Limit Line Margin (dB) Read Level Ant Factor Cable Loss Preamp Factor APos TPos Remark MHz dBuV/m dBuV/m dBuV dB/m dB dB cm deg 1 5320.00 103.78 ------ ------ 92.57 35.40 9.24 33.43 100 295 PEAK
Avg	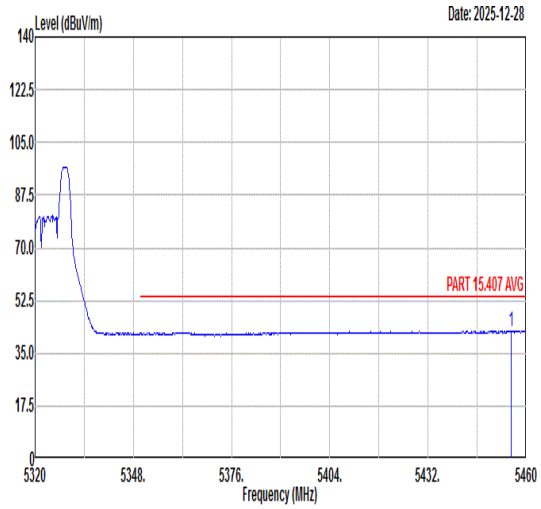 Freq Level Limit Line Margin (dB) Read Level Ant Factor Cable Loss Preamp Factor APos TPos Remark MHz dBuV/m dBuV/m dBuV dB/m dB dB cm deg 1 5455.66 42.37 54.00 -11.63 30.63 35.47 9.68 33.41 100 295 AVERAGE	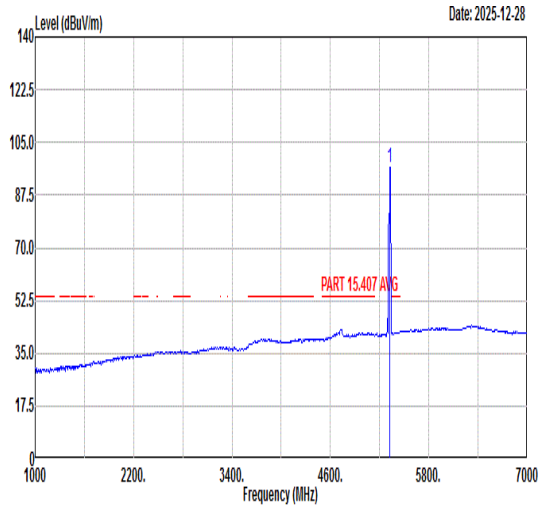 Freq Level Limit Line Margin (dB) Read Level Ant Factor Cable Loss Preamp Factor APos TPos Remark MHz dBuV/m dBuV/m dBuV dB/m dB dB cm deg 1 5320.00 96.72 ------ ------ 85.51 35.40 9.24 33.43 100 295 AVERAGE

Mode	46	
	Band Edge	
	U-NII-2C_5.47-5.725_802.11ax HE20_CH100_Partial RU_5500MHz	
ANT	23	
Pol.	Horizontal	Fundamental
Peak	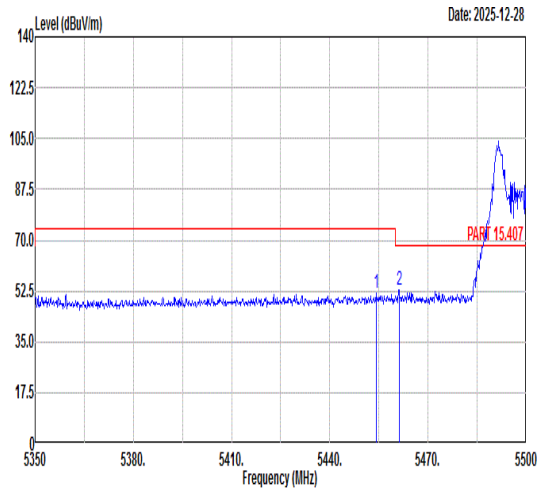 Freq Level Limit Line Margin (dB) Read Level Ant Factor Cable Loss Preamp Factor APos TPos Remark MHz dBuV/m dBuV/m dBuV dB/m dB dB cm deg 1 5454.10 51.79 74.00 -22.21 40.05 35.47 9.68 33.41 274 341 PEAK 2 5461.15 52.73 68.30 -15.57 40.97 35.48 9.69 33.41 274 341 PEAK	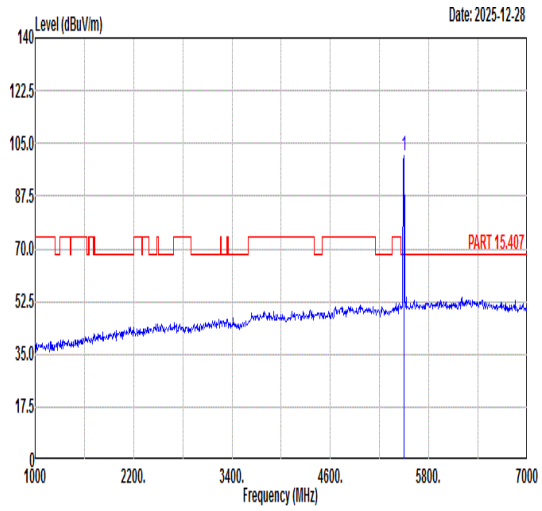 Freq Level Limit Line Margin (dB) Read Level Ant Factor Cable Loss Preamp Factor APos TPos Remark MHz dBuV/m dBuV/m dBuV dB/m dB dB cm deg 1 5500.00 100.84 ------ ------ 89.04 35.50 9.70 33.40 274 341 PEAK
Avg	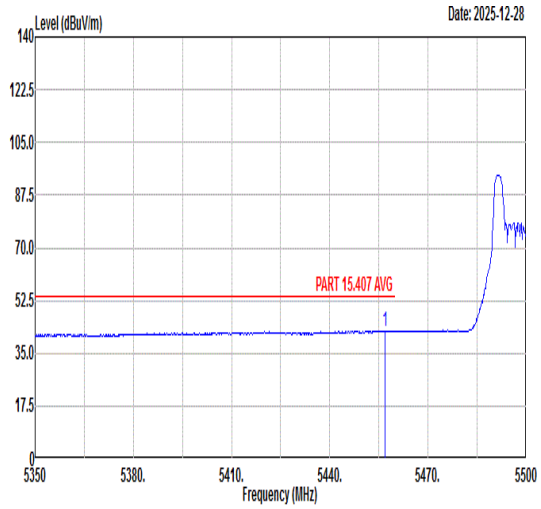 Freq Level Limit Line Margin (dB) Read Level Ant Factor Cable Loss Preamp Factor APos TPos Remark MHz dBuV/m dBuV/m dBuV dB/m dB dB cm deg 1 5456.95 42.50 54.00 -11.50 30.75 35.47 9.69 33.41 274 341 AVERAGE	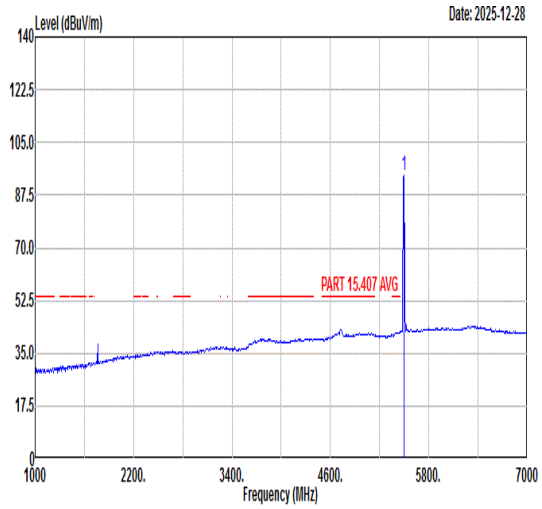 Freq Level Limit Line Margin (dB) Read Level Ant Factor Cable Loss Preamp Factor APos TPos Remark MHz dBuV/m dBuV/m dBuV dB/m dB dB cm deg 1 5500.00 94.07 ------ ------ 82.27 35.50 9.70 33.40 274 341 AVERAGE

Mode	46	
	Band Edge	
	U-NII-2C_5.47-5.725_802.11ax HE20_CH100_Partial RU_5500MHz	
ANT	23	
Pol.	Vertical	Fundamental
Peak	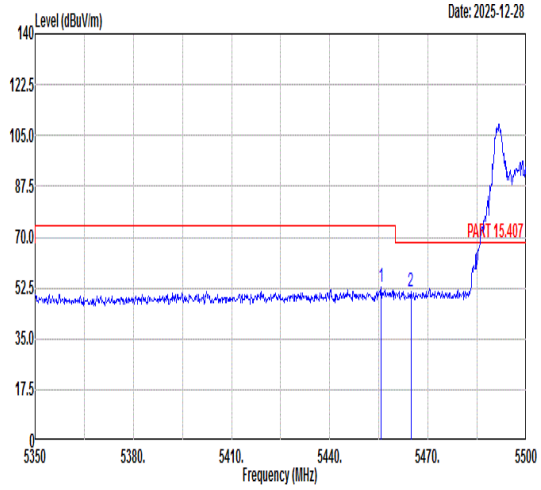 Freq Level Limit Line Margin (dB) Read Level Ant Factor Cable Loss Preamp Factor APos TPos Remark MHz dBuV/m dBuV/m dBuV dB/m dB dB cm deg 1 5455.60 52.71 74.00 -21.29 40.97 35.47 9.68 33.41 100 296 PEAK 2 5464.75 51.46 68.30 -16.84 39.70 35.48 9.69 33.41 100 296 PEAK	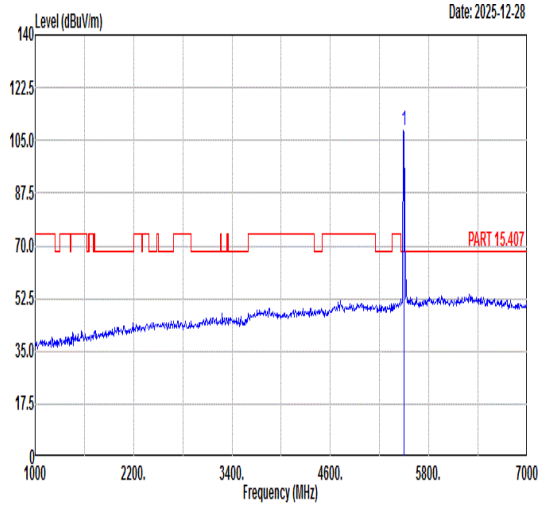 Freq Level Limit Line Margin (dB) Read Level Ant Factor Cable Loss Preamp Factor APos TPos Remark MHz dBuV/m dBuV/m dBuV dB/m dB dB cm deg 1 5500.00 108.08 ------ ------ 96.29 35.49 9.70 33.40 100 296 PEAK
Avg	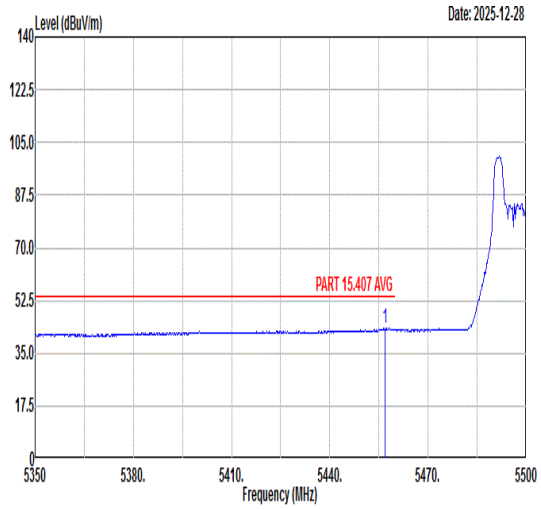 Freq Level Limit Line Margin (dB) Read Level Ant Factor Cable Loss Preamp Factor APos TPos Remark MHz dBuV/m dBuV/m dBuV dB/m dB dB cm deg 1 5456.80 43.24 54.00 -10.76 31.49 35.47 9.69 33.41 100 296 AVERAGE	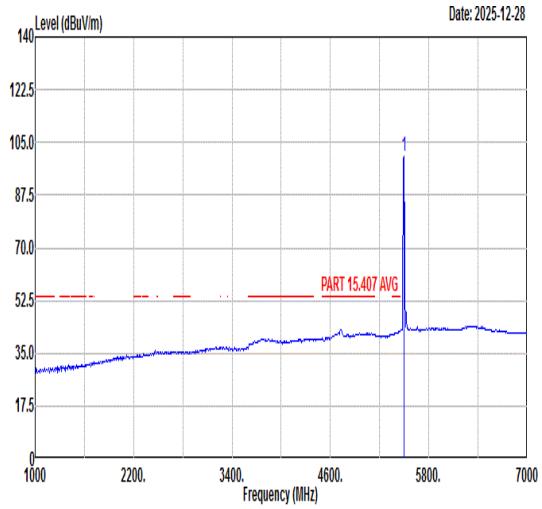 Freq Level Limit Line Margin (dB) Read Level Ant Factor Cable Loss Preamp Factor APos TPos Remark MHz dBuV/m dBuV/m dBuV dB/m dB dB cm deg 1 5500.00 100.16 ------ ------ 88.36 35.50 9.70 33.40 100 296 AVERAGE

Mode	47	
	Band Edge	
	U-NII-2C_5.47-5.725_802.11ax HE20_CH140_Partial RU_5700MHz	
ANT	23	
Pol.	Horizontal	Fundamental
Peak	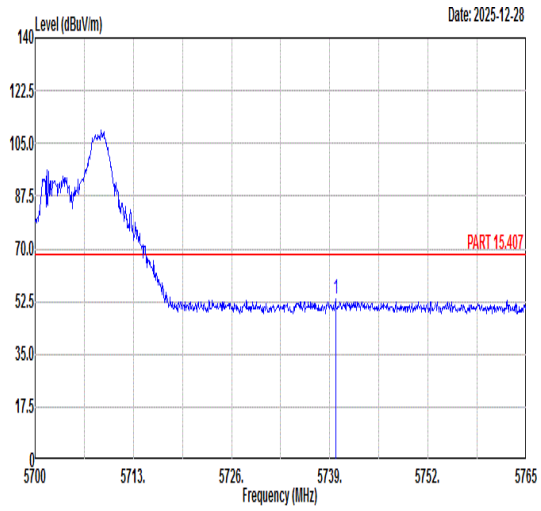 Freq Level Limit Line Margin (dB) Read Level Ant Factor Cable Loss Preamp Factor APos TPos Remark MHz dBuV/m dBuV/m dBuV dB/m dB dB cm deg 1 5739.78 53.50 68.30 -14.80 41.06 35.84 10.05 33.45 333 240 PEAK	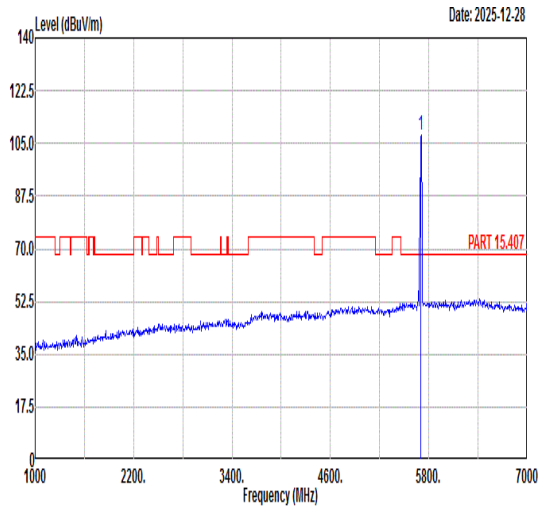 Freq Level Limit Line Margin (dB) Read Level Ant Factor Cable Loss Preamp Factor APos TPos Remark MHz dBuV/m dBuV/m dBuV dB/m dB dB cm deg 1 5700.00 107.86 ------ ------ 95.52 35.79 9.99 33.44 333 240 PEAK
Avg	Blank	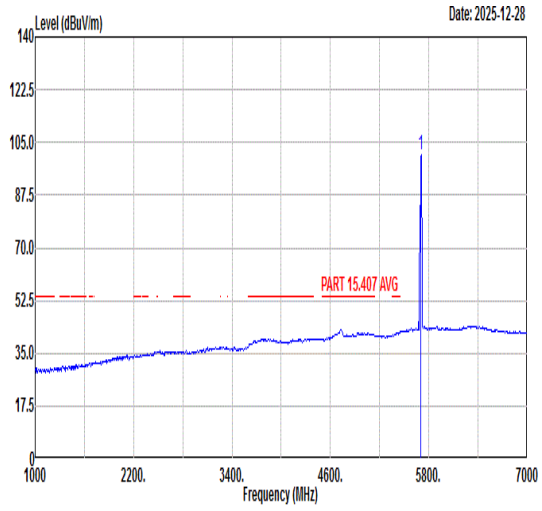 Freq Level Limit Line Margin (dB) Read Level Ant Factor Cable Loss Preamp Factor APos TPos Remark MHz dBuV/m dBuV/m dBuV dB/m dB dB cm deg 1 5700.00 100.76 ------ ------ 88.42 35.79 9.99 33.44 333 240 AVERAGE

Mode	47	
	Band Edge	
	U-NII-2C_5.47-5.725_802.11ax HE20_CH140_Partial RU_5700MHz	
ANT	23	
Pol.	Vertical	Fundamental
Peak	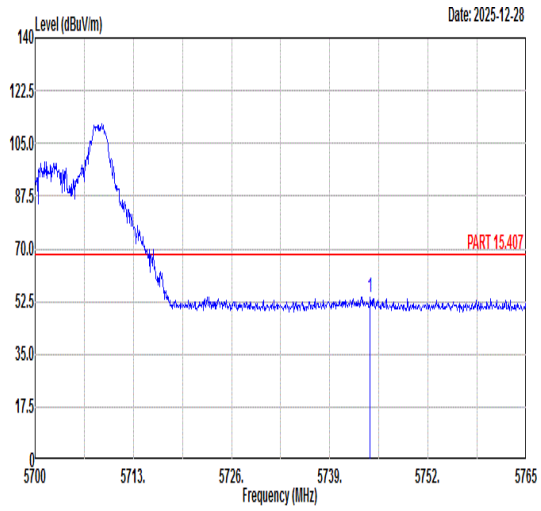 Freq Level Limit Line Margin (dB) Read Level Ant Factor Cable Loss Preamp Factor APos TPos Remark MHz dBuV/m dBuV/m dBuV dB/m dB dB cm deg 1 5744.33 54.01 68.30 -14.29 41.56 35.84 10.06 33.45 100 296 PEAK	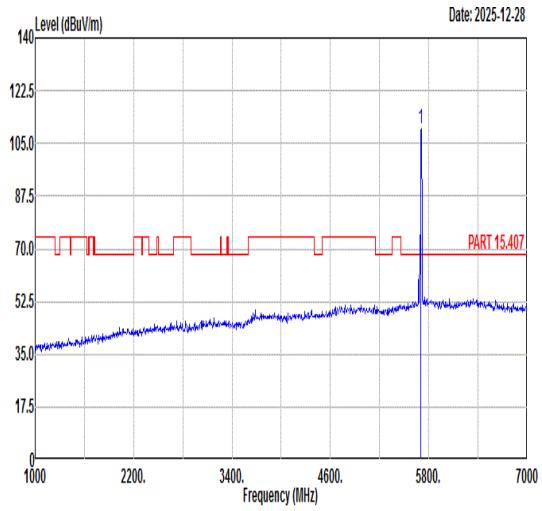 Freq Level Limit Line Margin (dB) Read Level Ant Factor Cable Loss Preamp Factor APos TPos Remark MHz dBuV/m dBuV/m dBuV dB/m dB dB cm deg 1 5700.00 109.95 ------ ------ 97.61 35.79 9.99 33.44 100 296 PEAK
Avg	Blank	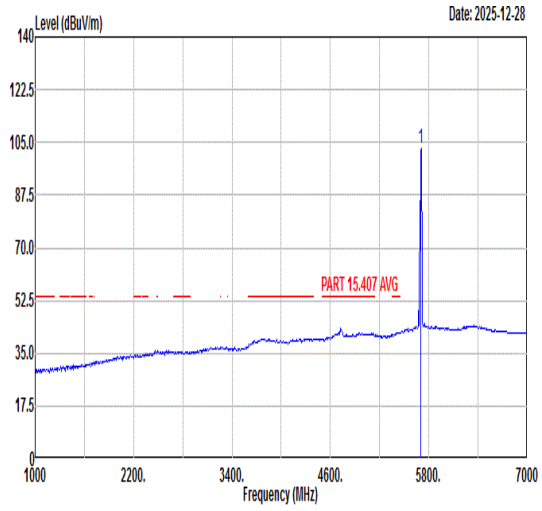 Freq Level Limit Line Margin (dB) Read Level Ant Factor Cable Loss Preamp Factor APos TPos Remark MHz dBuV/m dBuV/m dBuV dB/m dB dB cm deg 1 5700.00 103.09 ------ ------ 90.75 35.79 9.99 33.44 100 296 AVERAGE

Mode	48	
	Band Edge	
	U-NII-3_5.47-5.725_802.11ax HE20_CH149_5745MHz	
ANT	23	
Pol.	Horizontal	Fundamental
Peak	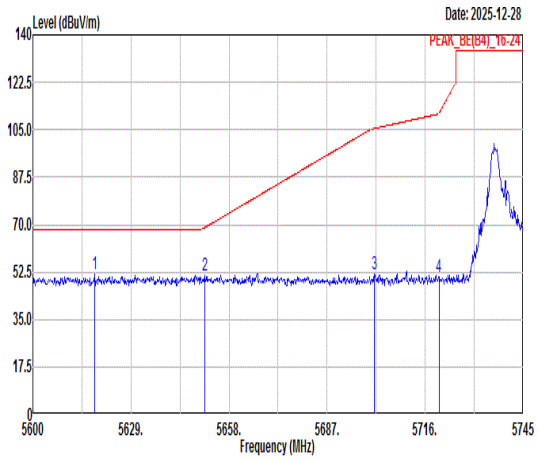 Freq Level Limit Line Margin (dB) Read Level Ant Factor Cable Loss Preamp Factor APos TPos Remark 1 5618.27 51.81 68.30 -16.49 39.77 35.67 9.79 33.42 300 0 PEAK 2 5650.75 51.17 68.86 -17.69 39.03 35.71 9.86 33.43 300 0 PEAK 3 5701.07 51.51 105.50 -53.99 39.20 35.78 9.97 33.44 300 0 PEAK 4 5720.06 50.57 110.94 -60.37 38.19 35.81 10.01 33.44 300 0 PEAK	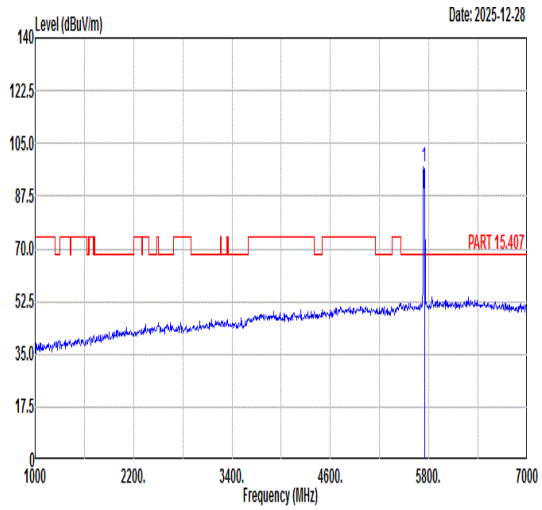 Freq Level Limit Line Margin (dB) Read Level Ant Factor Cable Loss Preamp Factor APos TPos Remark 1 5745.00 97.01 ------ ------ 84.59 35.83 10.04 33.45 300 0 PEAK
Avg	Blank	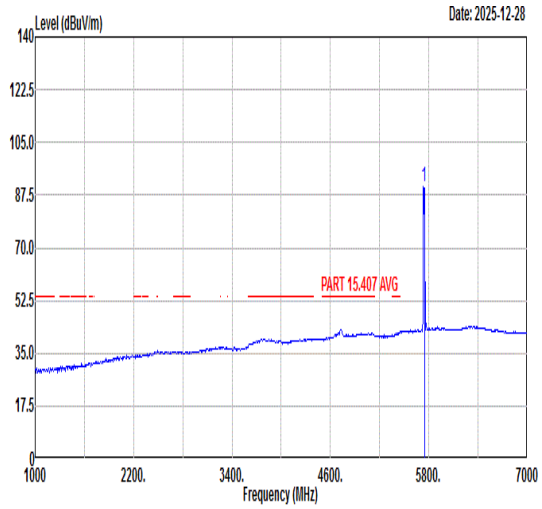 Freq Level Limit Line Margin (dB) Read Level Ant Factor Cable Loss Preamp Factor APos TPos Remark 1 5745.00 90.38 ------ ------ 77.96 35.83 10.04 33.45 300 0 AVERAGE

Mode	48	
	Band Edge	
	U-NII-3_5.47-5.725_802.11ax HE20_CH149_5745MHz	
ANT	23	
Pol.	Vertical	Fundamental
Peak	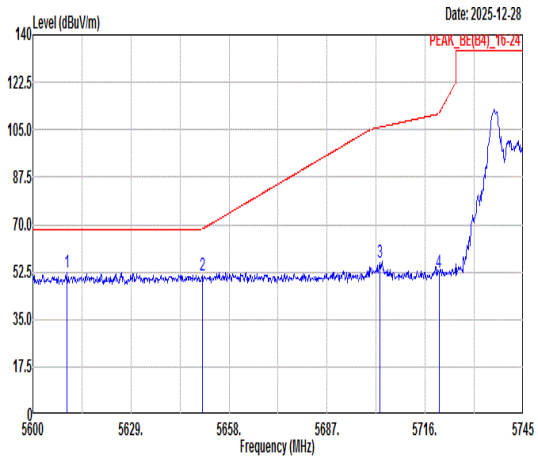 Freq Level Limit Line Margin (dB) Read Level Ant Factor Cable Loss Preamp Factor APos TPos Remark MHz dBuV/m dBuV/m dBuV dB/m dB dB cm deg 1 5610.01 52.08 68.30 -16.22 40.07 35.65 9.78 33.42 100 293 PEAK 2 5650.03 51.25 68.32 -17.07 39.11 35.71 9.86 33.43 100 293 PEAK 3 5702.52 56.15 105.91 -49.76 43.84 35.78 9.97 33.44 100 293 PEAK 4 5720.06 52.39 110.94 -58.55 40.01 35.81 10.01 33.44 100 293 PEAK	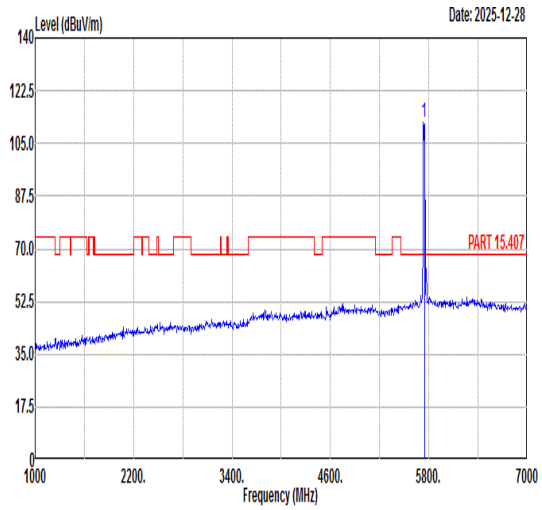 Freq Level Limit Line Margin (dB) Read Level Ant Factor Cable Loss Preamp Factor APos TPos Remark MHz dBuV/m dBuV/m dBuV dB/m dB dB cm deg 1 5745.00 111.83 ------ ------ 99.41 35.83 10.04 33.45 100 293 PEAK
Avg	Blank	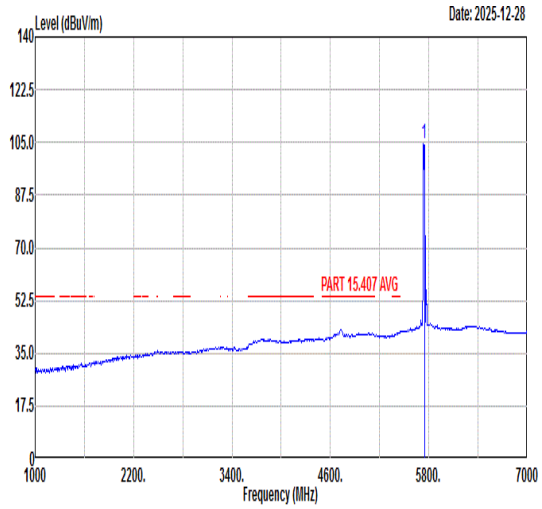 Freq Level Limit Line Margin (dB) Read Level Ant Factor Cable Loss Preamp Factor APos TPos Remark MHz dBuV/m dBuV/m dBuV dB/m dB dB cm deg 1 5745.00 104.84 ------ ------ 92.42 35.83 10.04 33.45 100 293 AVERAGE

Mode	49	
	Band Edge	
	U-NII-3_5.47-5.85_802.11ax HE20_CH165_5825MHz	
ANT	23	
Pol.	Horizontal	Fundamental
Peak	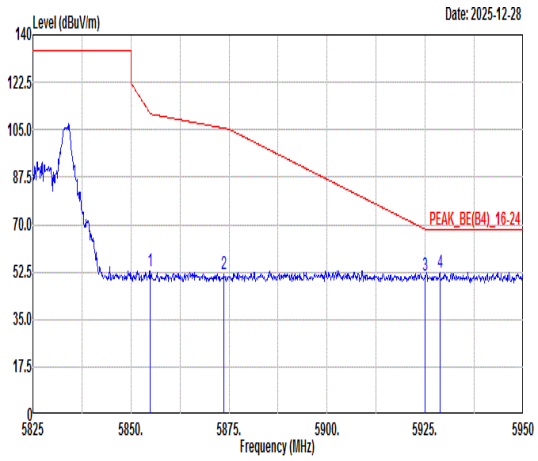 Freq Level Limit Line Margin (dB) Read Level Ant Factor Cable Loss Preamp Factor APos TPos Remark MHz dBuV/m dBuV/m dBuV dB/m dB dB cm deg 1 5854.88 52.82 111.08 -58.26 40.00 36.00 10.29 33.47 100 291 PEAK 2 5873.75 51.52 105.55 -54.03 38.64 36.02 10.33 33.47 100 291 PEAK 3 5925.00 51.28 68.30 -17.02 38.23 36.10 10.44 33.49 100 291 PEAK 4 5928.75 52.36 68.30 -15.94 39.30 36.10 10.45 33.49 100 291 PEAK	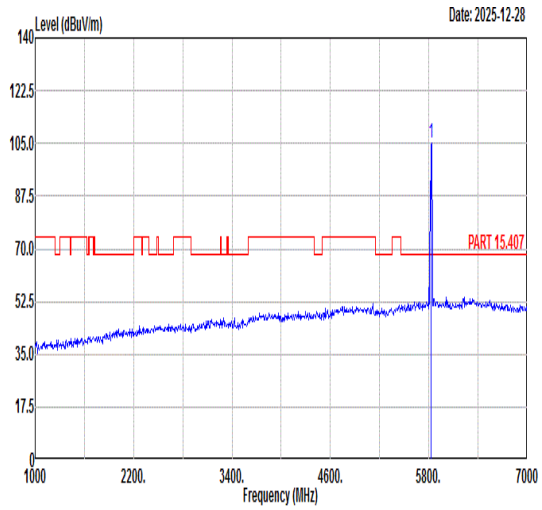 Freq Level Limit Line Margin (dB) Read Level Ant Factor Cable Loss Preamp Factor APos TPos Remark MHz dBuV/m dBuV/m dBuV dB/m dB dB cm deg 1 5825.00 105.21 ------ ------ 92.46 35.97 10.25 33.47 100 291 PEAK
Avg	Blank	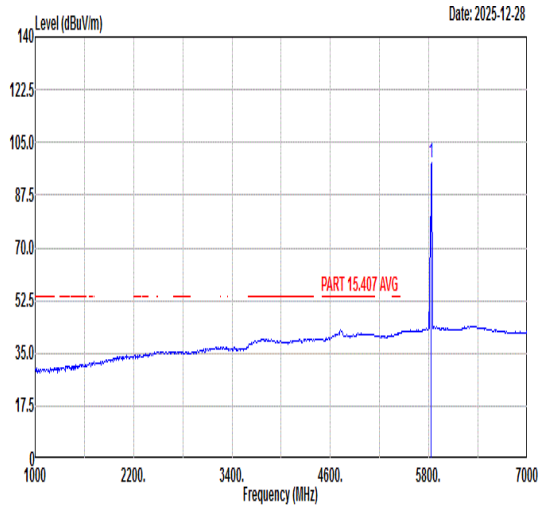 Freq Level Limit Line Margin (dB) Read Level Ant Factor Cable Loss Preamp Factor APos TPos Remark MHz dBuV/m dBuV/m dBuV dB/m dB dB cm deg 1 5825.00 98.15 ------ ------ 85.40 35.97 10.25 33.47 100 291 AVERAGE

Mode	49	
	Band Edge	
	U-NII-3_5.47-5.85_802.11ax HE20_CH165_5825MHz	
ANT	23	
Pol.	Vertical	Fundamental
Peak	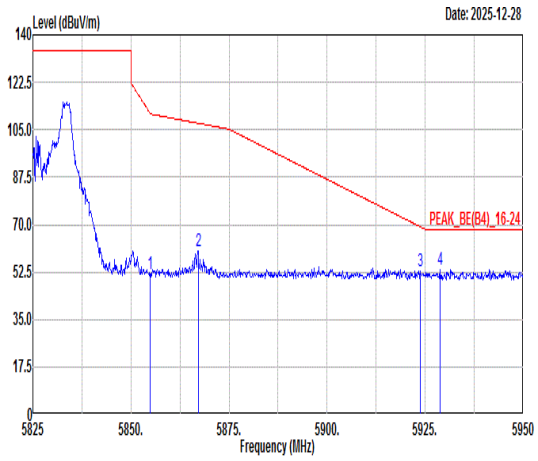 Freq Level Limit Line Margin (dB) Read Level Ant Factor Cable Loss Preamp Factor APos TPos Remark MHz dBuV/m dBuV/m dBuV dB/m dB dB cm deg 1 5854.88 51.94 111.08 -59.14 39.12 36.00 10.29 33.47 100 293 PEAK 2 5867.13 60.44 107.40 -46.96 47.58 36.01 10.32 33.47 100 293 PEAK 3 5923.75 52.63 69.22 -16.59 39.58 36.09 10.44 33.48 100 293 PEAK 4 5928.75 53.38 68.30 -14.92 40.32 36.10 10.45 33.49 100 293 PEAK	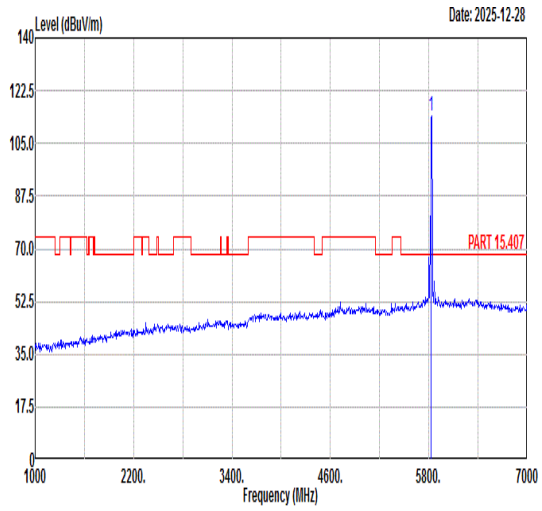 Freq Level Limit Line Margin (dB) Read Level Ant Factor Cable Loss Preamp Factor APos TPos Remark MHz dBuV/m dBuV/m dBuV dB/m dB dB cm deg 1 5825.00 113.99 ------ ------ 101.24 35.97 10.25 33.47 100 293 PEAK
Avg	Blank	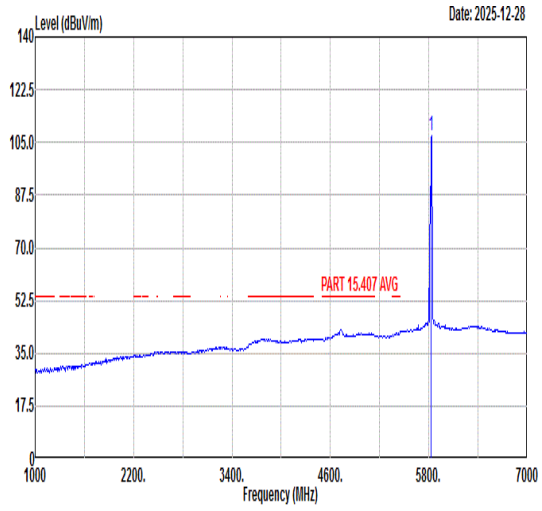 Freq Level Limit Line Margin (dB) Read Level Ant Factor Cable Loss Preamp Factor APos TPos Remark MHz dBuV/m dBuV/m dBuV dB/m dB dB cm deg 1 5825.00 107.03 ------ ------ 94.28 35.97 10.25 33.47 100 293 AVERAGE

Mode	50	
	LF	
	U-NII-1_5.15-5.25_802.11n HT40_CH38	
ANT	23	
Pol.	Horizontal	Vertical
QP/ Peak	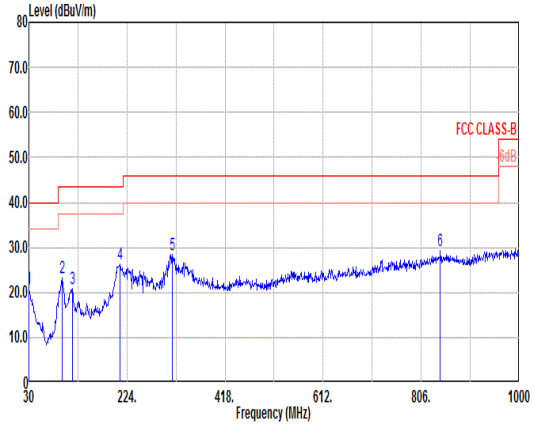	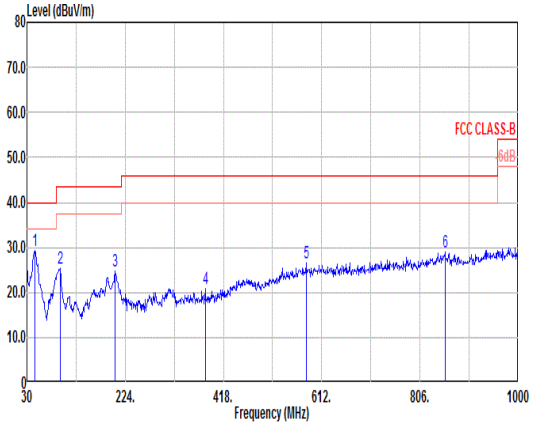

	Freq	Level	Limit Line	Margin	Read Level	Ant Factor	Cable Loss	Preamp Factor	APos	TPos	Remark
	MHz	dBuV/m	dBuV/m	dB	dBuV	dB/m	dB	dB	cm	deg	
1	30.00	20.84	40.00	-19.16	26.52	25.29	0.53	31.50	---	---	Peak
2	95.96	23.21	43.50	-20.29	38.32	15.60	0.99	31.70	---	---	Peak
3	116.33	20.83	43.50	-22.67	33.84	17.56	1.10	31.67	---	---	Peak
4	210.42	26.27	43.50	-17.23	41.22	15.07	1.48	31.50	---	---	Peak
5	313.24	28.51	46.00	-17.49	38.61	19.62	1.85	31.57	---	---	Peak
6	843.83	29.23	46.00	-16.77	28.35	28.90	3.04	31.06	---	---	Peak

	Freq	Level	Limit Line	Margin	Read Level	Ant Factor	Cable Loss	Preamp Factor	APos	TPos	Remark
	MHz	dBuV/m	dBuV/m	dB	dBuV	dB/m	dB	dB	cm	deg	
1	45.52	29.33	40.00	-10.67	43.60	16.86	0.66	31.79	---	---	Peak
2	95.96	25.46	43.50	-18.04	40.57	15.60	0.99	31.70	---	---	Peak
3	204.60	24.60	43.50	-18.90	39.58	15.07	1.45	31.50	---	---	Peak
4	382.11	20.94	46.00	-25.06	28.92	21.33	2.06	31.37	---	---	Peak
5	580.96	26.46	46.00	-19.54	29.00	26.12	2.52	31.18	---	---	Peak
6	855.47	28.86	46.00	-17.14	27.73	29.11	3.06	31.04	---	---	Peak

Mode	51	
	LF	
	U-NII-3_5.25-5.35_802.11ax HE80_CH155	
ANT	23	
Pol.	Horizontal	Vertical
QP/ Peak	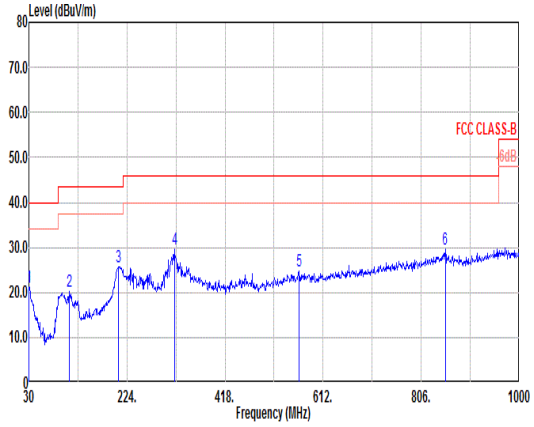	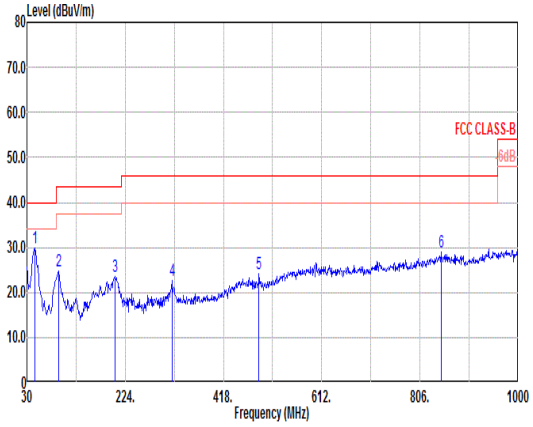

	Freq	Level	Limit Line	Margin	Read Level	Ant Factor	Cable Loss	Preamp Factor	APos	TPos	Remark
	MHz	dBuV/m	dBuV/m	dB	dBuV	dB/m	dB	dB	cm	deg	
1	30.00	21.14	40.00	-18.86	26.82	25.29	0.53	31.50	---	---	Peak
2	110.51	20.22	43.50	-23.28	33.63	17.20	1.07	31.68	---	---	Peak
3	207.51	25.69	43.50	-17.81	40.66	15.07	1.46	31.50	---	---	Peak
4	318.09	29.52	46.00	-16.48	39.49	19.72	1.87	31.56	---	---	Peak
5	564.47	24.82	46.00	-21.18	26.75	26.82	2.49	31.24	---	---	Peak
6	853.53	29.61	46.00	-16.39	28.56	29.04	3.06	31.05	---	---	Peak

	Freq	Level	Limit Line	Margin	Read Level	Ant Factor	Cable Loss	Preamp Factor	APos	TPos	Remark
	MHz	dBuV/m	dBuV/m	dB	dBuV	dB/m	dB	dB	cm	deg	
1	45.52	29.91	40.00	-10.09	44.18	16.86	0.66	31.79	---	---	Peak
2	92.08	24.64	43.50	-18.86	40.32	15.06	0.96	31.70	---	---	Peak
3	203.63	23.46	43.50	-20.04	38.44	15.07	1.45	31.50	---	---	Peak
4	316.15	22.51	46.00	-23.49	32.54	19.68	1.86	31.57	---	---	Peak
5	487.84	24.24	46.00	-21.76	29.20	24.04	2.30	31.30	---	---	Peak
6	847.71	29.07	46.00	-16.93	28.15	28.92	3.05	31.05	---	---	Peak

Mode	54	
	Band Edge	
	U-NII-1_5.15-5.25_802.11n HT20_CH36_Full_5180MHz	
ANT	23	
Pol.	Horizontal	Fundamental
Peak	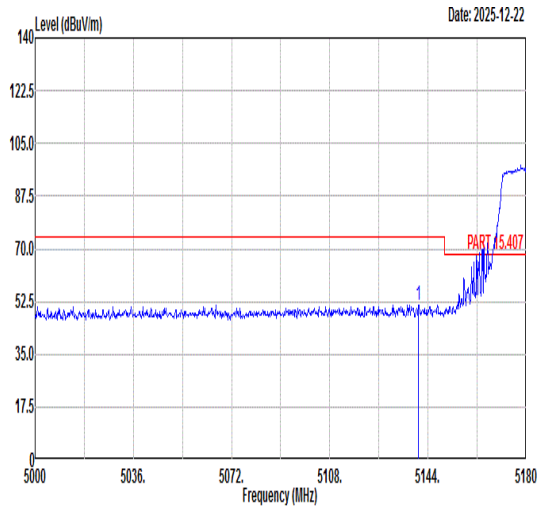 Freq Level Limit Line Margin (dB) Read Level Ant Factor Cable Loss Preamp Factor APos TPos Remark MHz dBuV/m dBuV/m dBuV dB/m dB dB cm deg 1 5140.58 51.19 74.00 -22.81 40.86 35.28 8.52 33.47 100 299 PEAK	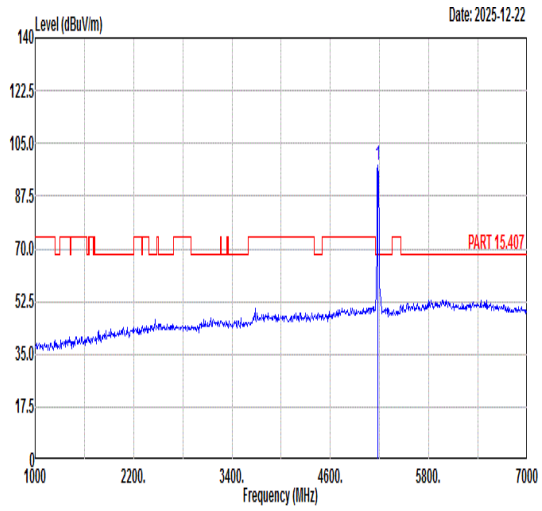 Freq Level Limit Line Margin (dB) Read Level Ant Factor Cable Loss Preamp Factor APos TPos Remark MHz dBuV/m dBuV/m dBuV dB/m dB dB cm deg 1 5180.00 97.89 ------ ------ 87.46 35.31 8.58 33.46 100 299 PEAK
Avg	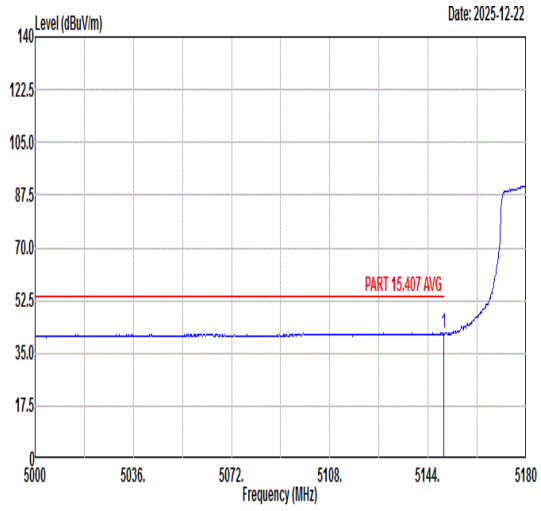 Freq Level Limit Line Margin (dB) Read Level Ant Factor Cable Loss Preamp Factor APos TPos Remark MHz dBuV/m dBuV/m dBuV dB/m dB dB cm deg 1 5149.76 41.67 54.00 -12.33 31.31 35.29 8.54 33.47 100 299 AVERAGE	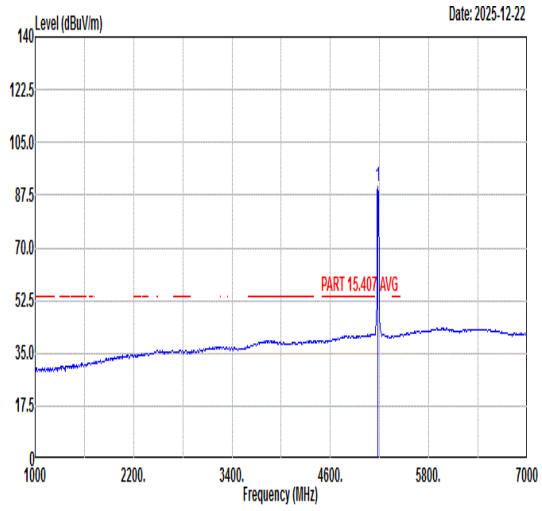 Freq Level Limit Line Margin (dB) Read Level Ant Factor Cable Loss Preamp Factor APos TPos Remark MHz dBuV/m dBuV/m dBuV dB/m dB dB cm deg 1 5180.00 90.31 ------ ------ 79.88 35.31 8.58 33.46 100 299 AVERAGE

Mode	54	
	Band Edge	
	U-NII-1_5.15-5.25_802.11n HT20_CH36_Full_5180MHz	
ANT	23	
Pol.	Vertical	Fundamental
Peak	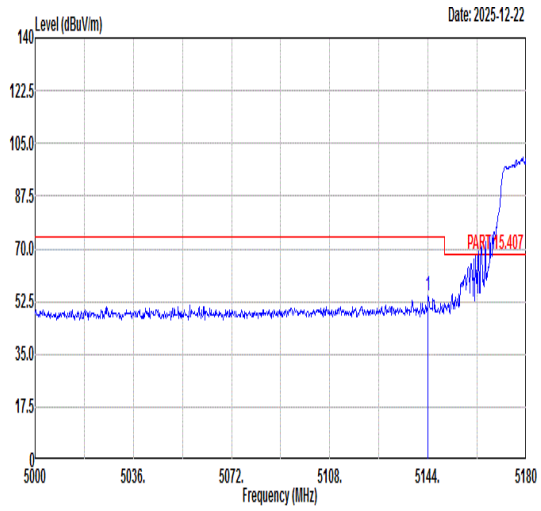 Freq Level Limit Line Margin (dB) Read Level Ant Factor Cable Loss Preamp Factor APos TPos Remark MHz dBuV/m dBuV/m dBuV dB/m dB dB cm deg 1 5144.00 54.46 74.00 -19.54 44.12 35.29 8.52 33.47 256 251 PEAK	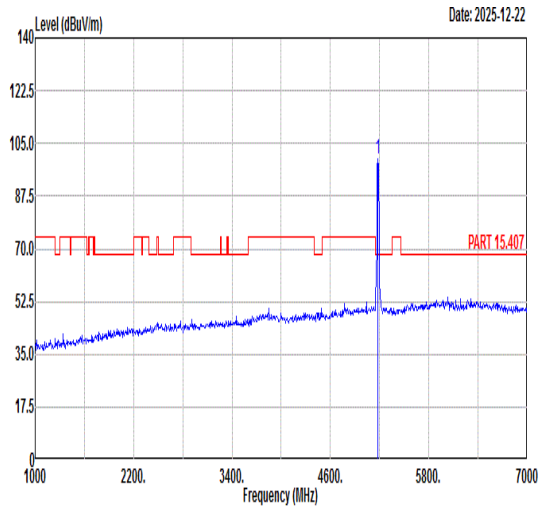 Freq Level Limit Line Margin (dB) Read Level Ant Factor Cable Loss Preamp Factor APos TPos Remark MHz dBuV/m dBuV/m dBuV dB/m dB dB cm deg 1 5180.00 99.94 ------ ------ 89.50 35.31 8.59 33.46 256 251 PEAK
Avg	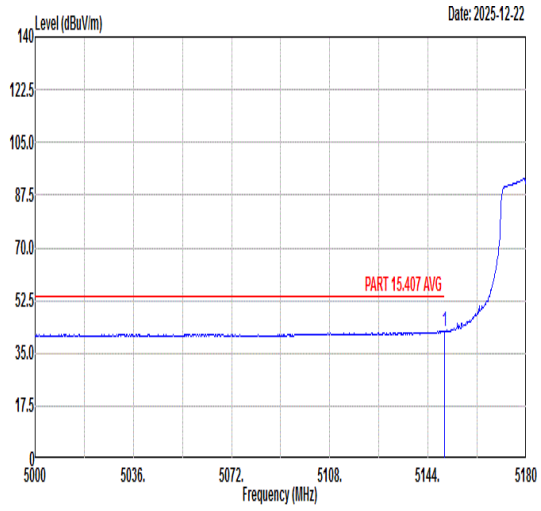 Freq Level Limit Line Margin (dB) Read Level Ant Factor Cable Loss Preamp Factor APos TPos Remark MHz dBuV/m dBuV/m dBuV dB/m dB dB cm deg 1 5149.94 42.26 54.00 -11.74 31.90 35.29 8.54 33.47 256 251 AVERAGE	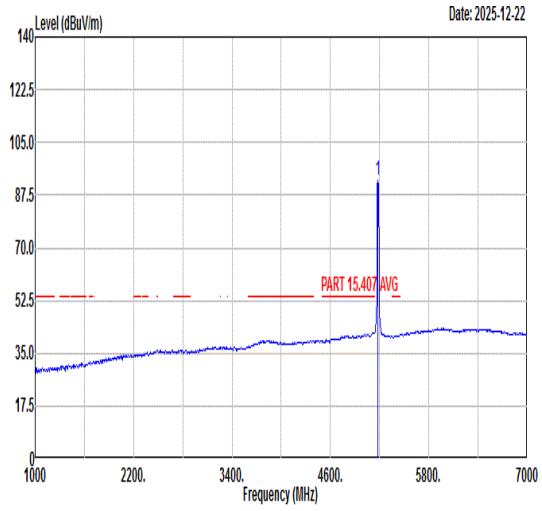 Freq Level Limit Line Margin (dB) Read Level Ant Factor Cable Loss Preamp Factor APos TPos Remark MHz dBuV/m dBuV/m dBuV dB/m dB dB cm deg 1 5180.00 92.63 ------ ------ 82.19 35.31 8.59 33.46 256 251 AVERAGE

Mode	54	
	Harmonic	
	U-NII-1_5.15-5.25_802.11n HT20_CH36_Full_5180MHz	
ANT	23	
Pol.	Horizontal	Vertical
Peak Avg	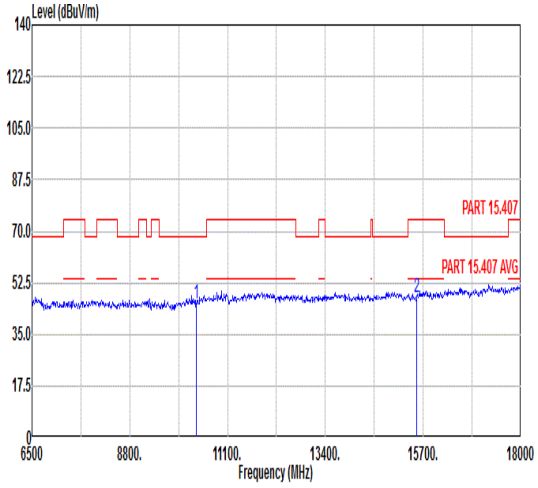 Freq Level Limit Line Margin Read Level Ant Factor Cable Loss Preamp Factor APos TPos Remark MHz dBuV/m dBuV/m dB dBuV dB/m dB dB cm deg 1 10360.00 45.66 68.30 -22.64 47.04 38.04 12.06 51.48 --- --- Peak 2 15540.00 47.39 74.00 -26.61 44.38 40.91 14.58 52.48 --- --- Peak	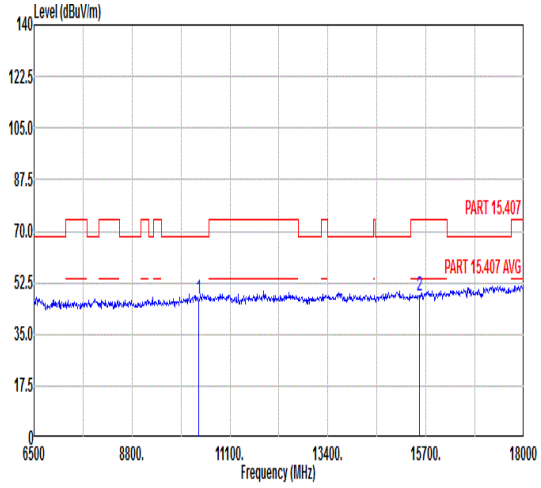 Freq Level Limit Line Margin Read Level Ant Factor Cable Loss Preamp Factor APos TPos Remark MHz dBuV/m dBuV/m dB dBuV dB/m dB dB cm deg 1 10360.00 46.91 68.30 -21.39 48.29 38.04 12.06 51.48 --- --- Peak 2 15540.00 48.07 74.00 -25.93 45.06 40.91 14.58 52.48 --- --- Peak

Mode	55	
	Harmonic	
	U-NII-1_5.15-5.25_802.11n HT20_CH44_Full_5220MHz	
ANT	23	
Pol.	Horizontal	Vertical
Peak Avg	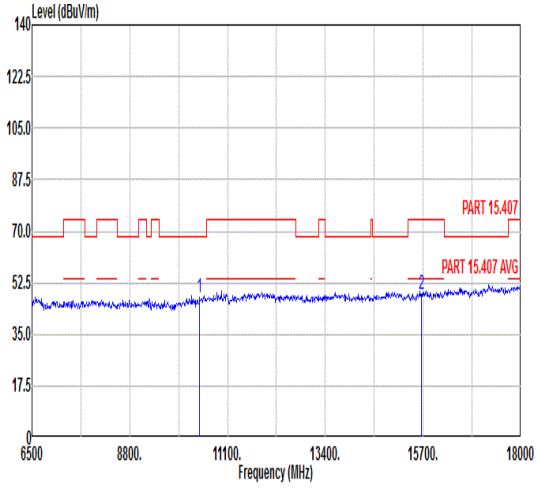 Freq Level Limit Line Margin Read Level Ant Factor Cable Loss Preamp Factor APos TPos Remark MHz dBuV/m dBuV/m dB dBuV dB/m dB dB cm deg 1 10440.00 47.34 68.30 -20.96 48.46 38.08 12.12 51.32 --- --- Peak 2 15660.00 48.60 74.00 -25.40 45.47 41.05 14.64 52.56 --- --- Peak	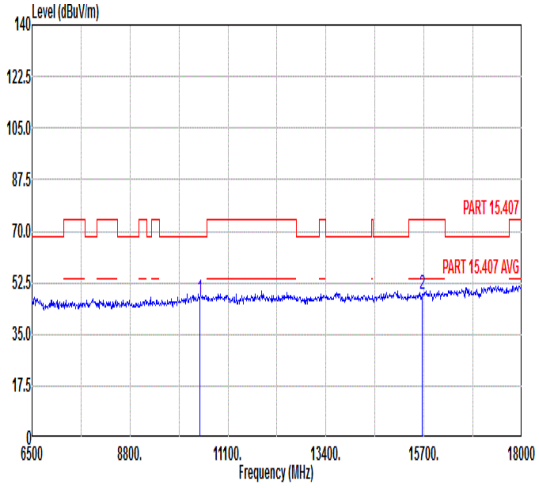 Freq Level Limit Line Margin Read Level Ant Factor Cable Loss Preamp Factor APos TPos Remark MHz dBuV/m dBuV/m dB dBuV dB/m dB dB cm deg 1 10440.00 46.87 68.30 -21.43 47.99 38.08 12.12 51.32 --- --- Peak 2 15660.00 48.68 74.00 -25.32 45.55 41.05 14.64 52.56 --- --- Peak

Mode	56	
	Band Edge - L	
	U-NII-1_5.15-5.25_802.11n HT20_CH48_Full_5240MHz	
ANT	23	
Pol.	Horizontal	Fundamental
Peak	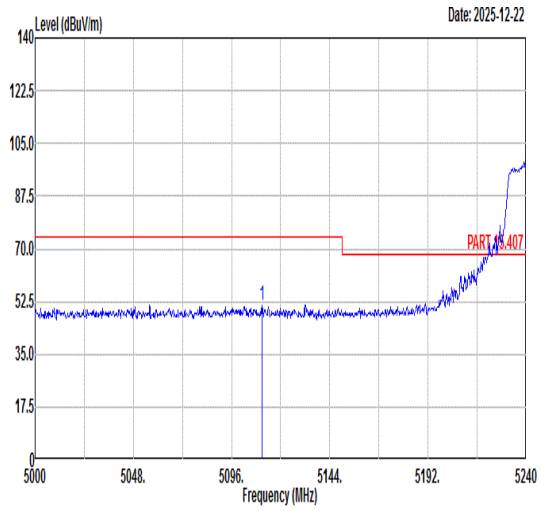 Freq Level Limit Line Margin (dB) Read Level Ant Factor Cable Loss Preamp Factor APos TPos Remark MHz dBuV/m dBuV/m dBuV dB/m dB dB cm deg 1 5110.88 51.31 74.00 -22.69 41.06 35.27 8.46 33.48 100 279 PEAK	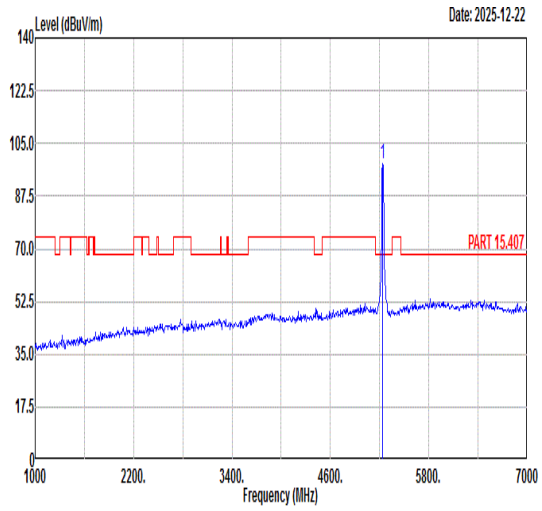 Freq Level Limit Line Margin (dB) Read Level Ant Factor Cable Loss Preamp Factor APos TPos Remark MHz dBuV/m dBuV/m dBuV dB/m dB dB cm deg 1 5240.00 98.39 ------ ------ 87.73 35.34 8.77 33.45 100 279 PEAK
Avg	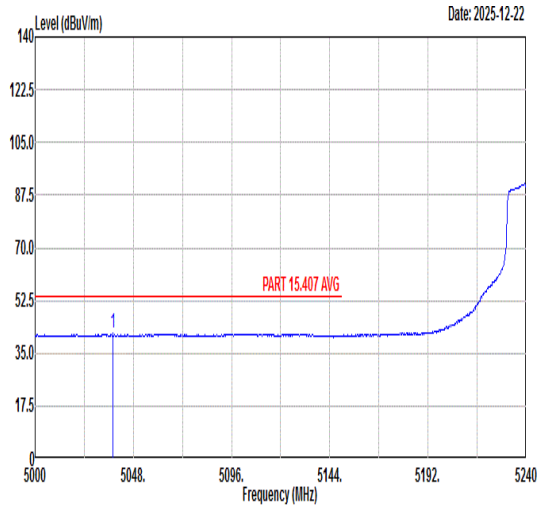 Freq Level Limit Line Margin (dB) Read Level Ant Factor Cable Loss Preamp Factor APos TPos Remark MHz dBuV/m dBuV/m dBuV dB/m dB dB cm deg 1 5038.16 41.49 54.00 -12.51 31.43 35.22 8.33 33.49 100 279 AVERAGE	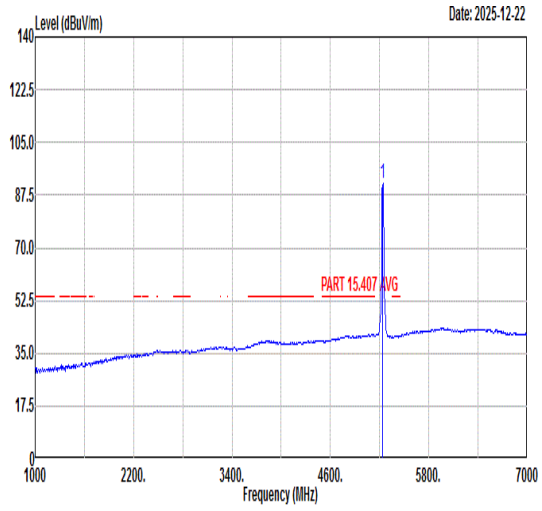 Freq Level Limit Line Margin (dB) Read Level Ant Factor Cable Loss Preamp Factor APos TPos Remark MHz dBuV/m dBuV/m dBuV dB/m dB dB cm deg 1 5240.00 91.20 ------ ------ 80.49 35.35 8.81 33.45 100 279 AVERAGE

Mode	56	
	Band Edge - R	
	U-NII-1_5.15-5.25_802.11n HT20_CH48_Full_5240MHz	
ANT	23	
Pol.	Horizontal	Fundamental
Peak	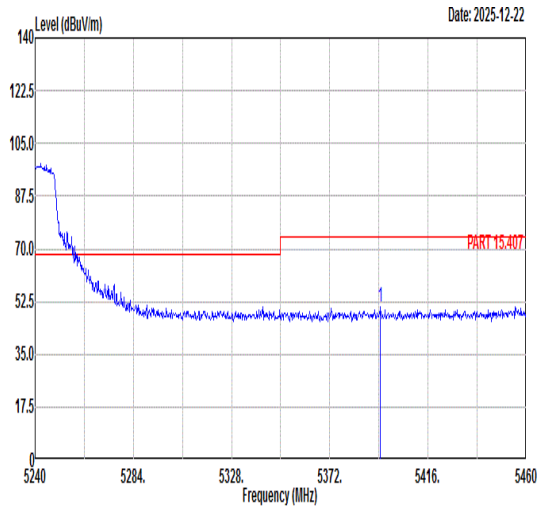 Freq Level Limit Line Margin (dB) Read Level Ant Factor Cable Loss Preamp Factor APos TPos Remark MHz dBuV/m dBuV/m dBuV dB/m dB dB cm deg 1 5394.66 50.82 74.00 -23.18 39.20 35.44 9.60 33.42 100 279 PEAK	Blank
Avg	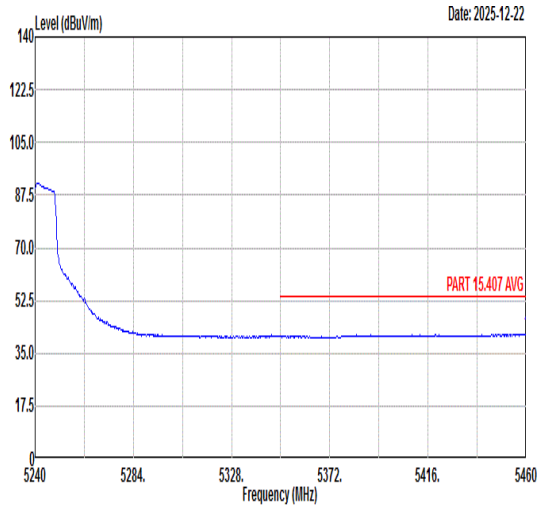 Freq Level Limit Line Margin (dB) Read Level Ant Factor Cable Loss Preamp Factor APos TPos Remark MHz dBuV/m dBuV/m dBuV dB/m dB dB cm deg 1 5460.00 41.29 54.00 -12.71 29.53 35.48 9.69 33.41 100 279 AVERAGE	Blank

Mode	56	
	Band Edge - L	
	U-NII-1_5.15-5.25_802.11n HT20_CH48_Full_5240MHz	
ANT	23	
Pol.	Vertical	Fundamental
Peak	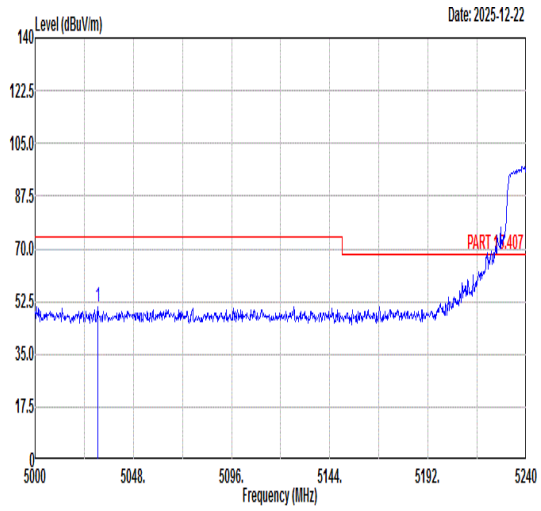 Freq Level Limit Line Margin (dB) Read Level Ant Factor Cable Loss Preamp Factor APos TPos Remark MHz dBuV/m dBuV/m dBuV dB/m dB dB cm deg 1 5030.48 50.77 74.00 -23.23 40.73 35.22 8.31 33.49 175 351 PEAK	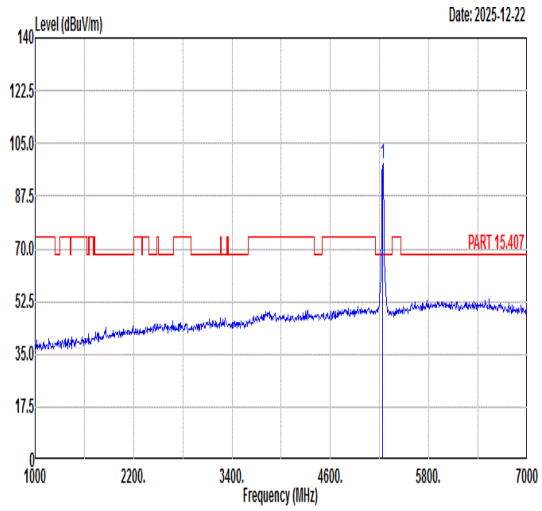 Freq Level Limit Line Margin (dB) Read Level Ant Factor Cable Loss Preamp Factor APos TPos Remark MHz dBuV/m dBuV/m dBuV dB/m dB dB cm deg 1 5240.00 98.05 ------ ------ 87.34 35.35 8.81 33.45 175 351 PEAK
Avg	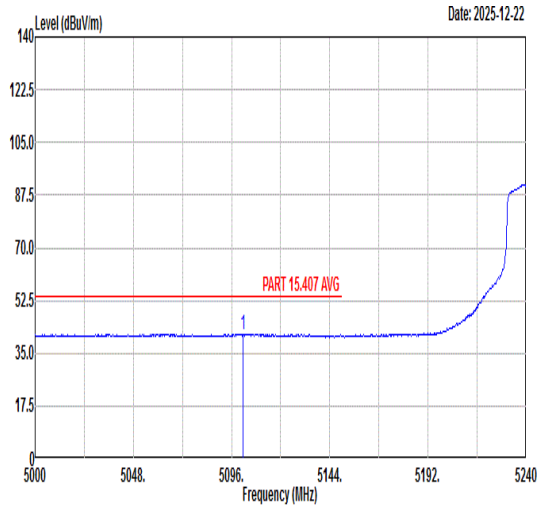 Freq Level Limit Line Margin (dB) Read Level Ant Factor Cable Loss Preamp Factor APos TPos Remark MHz dBuV/m dBuV/m dBuV dB/m dB dB cm deg 1 5101.76 41.35 54.00 -12.65 31.12 35.26 8.45 33.48 175 351 AVERAGE	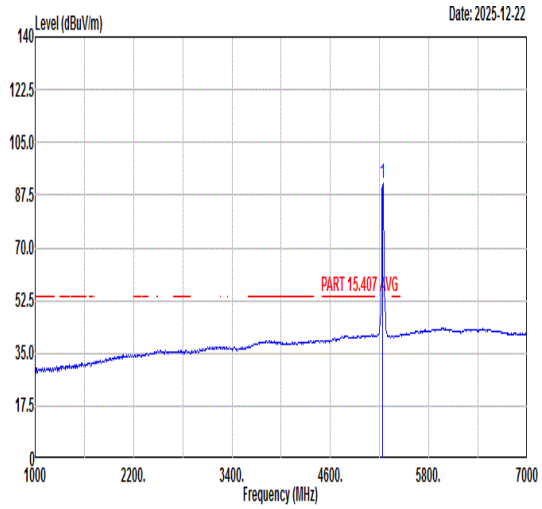 Freq Level Limit Line Margin (dB) Read Level Ant Factor Cable Loss Preamp Factor APos TPos Remark MHz dBuV/m dBuV/m dBuV dB/m dB dB cm deg 1 5240.00 91.16 ------ ------ 80.45 35.35 8.81 33.45 175 351 AVERAGE

Mode	56	
	Band Edge - R	
	U-NII-1_5.15-5.25_802.11n HT20_CH48_Full_5240MHz	
ANT	23	
Pol.	Vertical	Fundamental
Peak	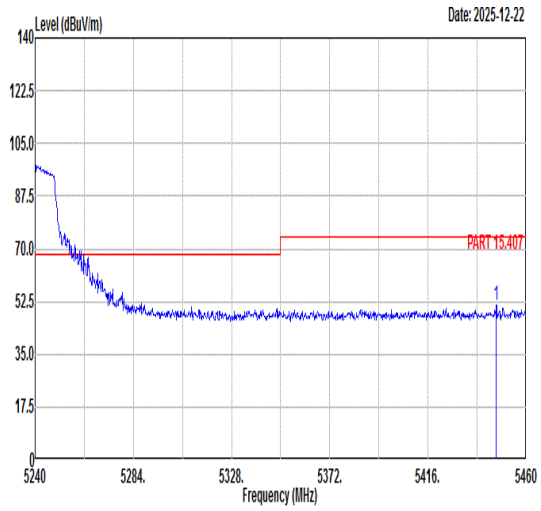 Freq Level Limit Line Margin (dB) Read Level Ant Factor Cable Loss Preamp Factor APos TPos Remark MHz dBuV/m dBuV/m dBuV dB/m dB dB cm deg 1 5446.58 51.07 74.00 -22.93 39.33 35.47 9.68 33.41 175 351 PEAK	Blank
Avg	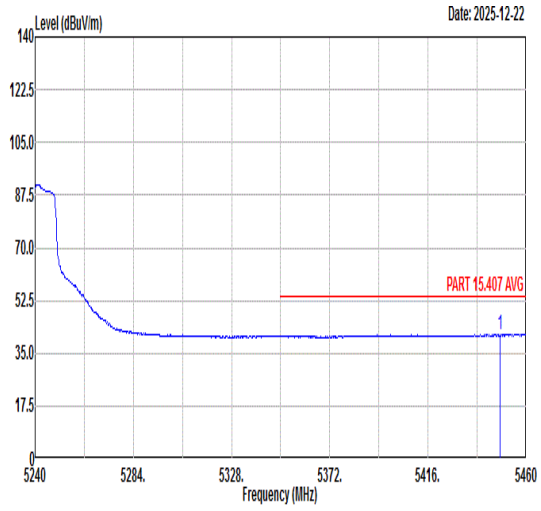 Freq Level Limit Line Margin (dB) Read Level Ant Factor Cable Loss Preamp Factor APos TPos Remark MHz dBuV/m dBuV/m dBuV dB/m dB dB cm deg 1 5448.12 41.29 54.00 -12.71 29.55 35.47 9.68 33.41 175 351 AVERAGE	Blank

Mode	56	
	Harmonic	
	U-NII-1_5.15-5.25_802.11n HT20_CH48_Full_5240MHz	
ANT	23	
Pol.	Horizontal	Vertical
Peak Avg	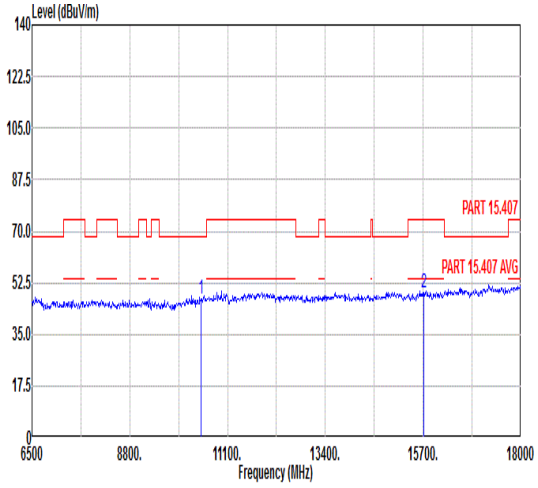 Freq Level Limit Line Margin Read Level Ant Factor Cable Loss Preamp Factor APos TPos Remark MHz dBuV/m dBuV/m dB dBuV dB/m dB dB cm deg 1 10480.00 47.20 68.30 -21.10 48.20 38.09 12.15 51.24 --- --- Peak 2 15720.00 49.08 74.00 -24.92 45.90 41.12 14.66 52.60 --- --- Peak	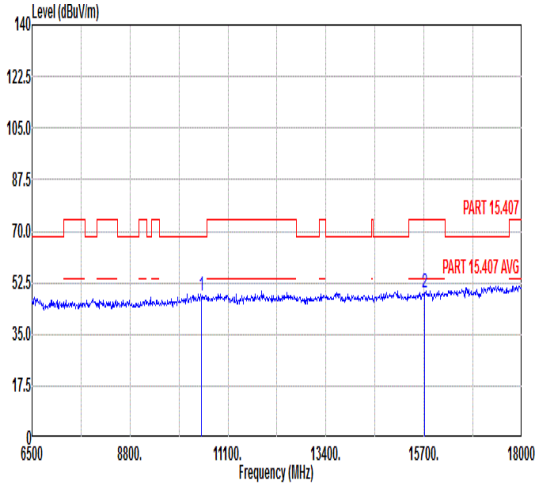 Freq Level Limit Line Margin Read Level Ant Factor Cable Loss Preamp Factor APos TPos Remark MHz dBuV/m dBuV/m dB dBuV dB/m dB dB cm deg 1 10480.00 47.95 68.30 -20.35 48.95 38.09 12.15 51.24 --- --- Peak 2 15720.00 49.27 74.00 -24.73 46.09 41.12 14.66 52.60 --- --- Peak

Mode	57	
	Band Edge - L	
	U-NII-2A_5.25-5.35_802.11n HT20_CH52_Full_5260MHz	
ANT	23	
Pol.	Horizontal	Fundamental
Peak	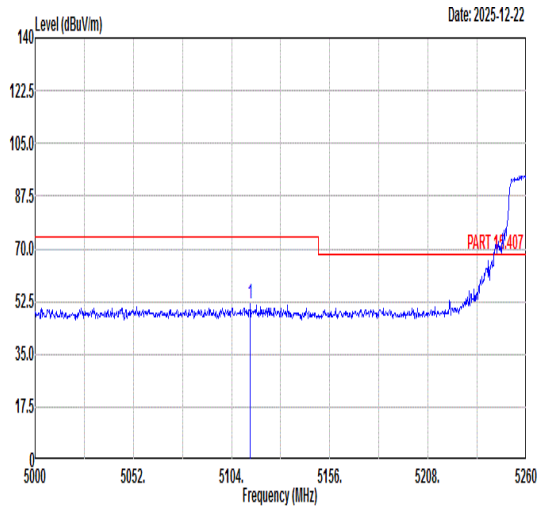 Freq Level Limit Line Margin (dB) Read Level Ant Factor Cable Loss Preamp Factor APos TPos Remark MHz dBuV/m dBuV/m dBuV dB/m dB dB cm deg 1 5113.88 51.75 74.00 -22.25 41.49 35.27 8.47 33.48 257 71 PEAK	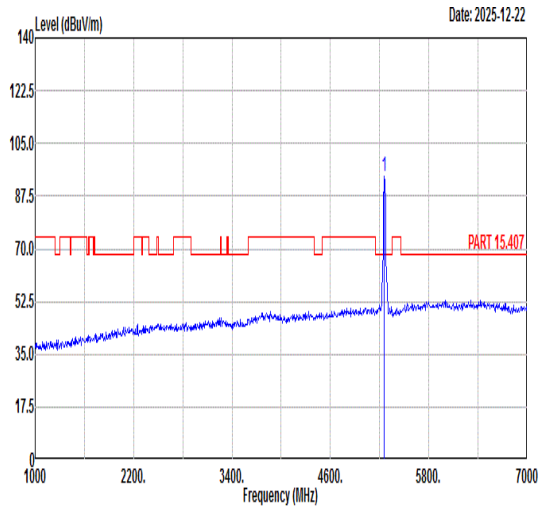 Freq Level Limit Line Margin (dB) Read Level Ant Factor Cable Loss Preamp Factor APos TPos Remark MHz dBuV/m dBuV/m dBuV dB/m dB dB cm deg 1 5260.00 94.08 ------ ------ 83.27 35.36 8.90 33.45 257 71 PEAK
Avg	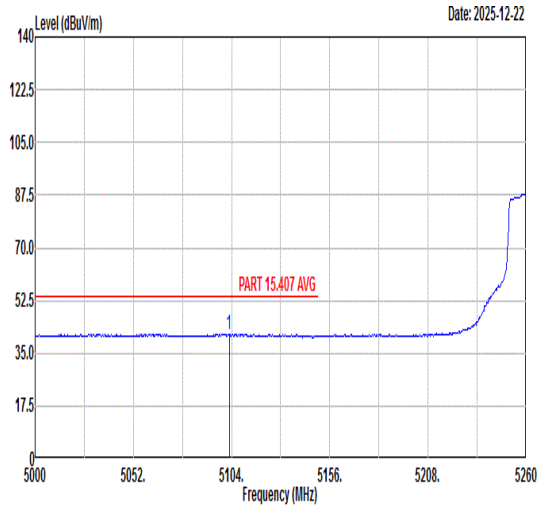 Freq Level Limit Line Margin (dB) Read Level Ant Factor Cable Loss Preamp Factor APos TPos Remark MHz dBuV/m dBuV/m dBuV dB/m dB dB cm deg 1 5102.70 41.39 54.00 -12.61 31.16 35.26 8.45 33.48 257 71 AVERAGE	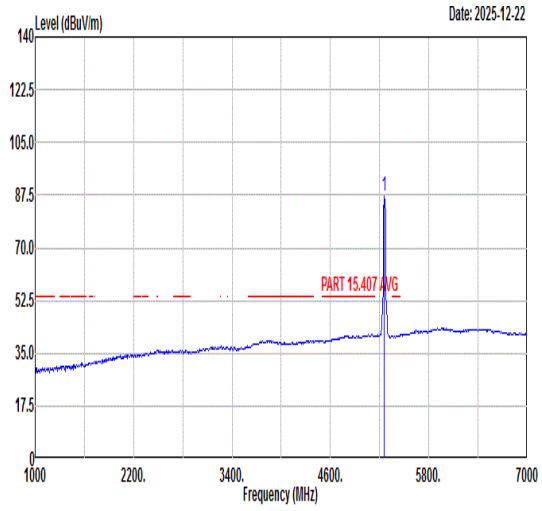 Freq Level Limit Line Margin (dB) Read Level Ant Factor Cable Loss Preamp Factor APos TPos Remark MHz dBuV/m dBuV/m dBuV dB/m dB dB cm deg 1 5260.00 87.24 ------ ------ 76.43 35.36 8.90 33.45 257 71 AVERAGE

Mode	57	
	Band Edge - R	
	U-NII-2A_5.25-5.35_802.11n HT20_CH52_Full_5260MHz	
ANT	23	
Pol.	Horizontal	Fundamental
Peak	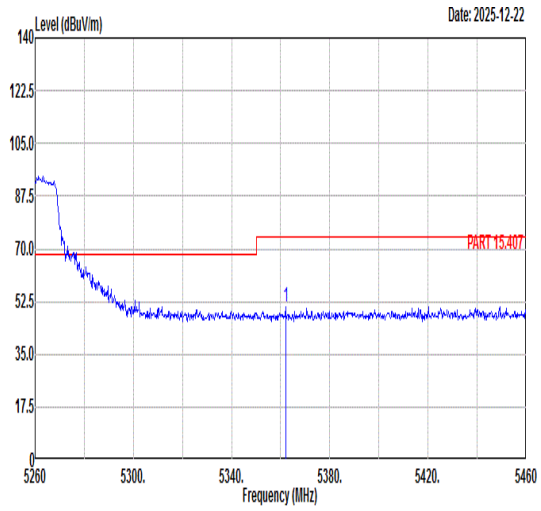 Freq Level Limit Line Margin (dB) Read Level Ant Factor Cable Loss Preamp Factor APos TPos Remark MHz dBuV/m dBuV/m dBuV dB/m dB dB cm deg 1 5362.00 50.84 74.00 -23.16 39.42 35.42 9.43 33.43 257 71 PEAK	Blank
Avg	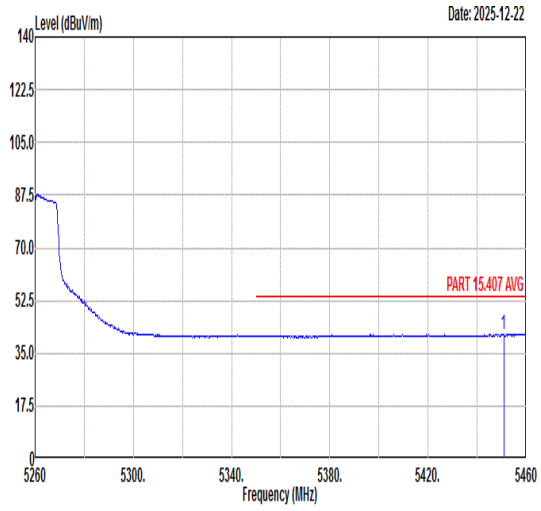 Freq Level Limit Line Margin (dB) Read Level Ant Factor Cable Loss Preamp Factor APos TPos Remark MHz dBuV/m dBuV/m dBuV dB/m dB dB cm deg 1 5450.80 41.45 54.00 -12.55 29.71 35.47 9.68 33.41 257 71 AVERAGE	Blank

Mode	57	
	Band Edge - L	
	U-NII-2A_5.25-5.35_802.11n HT20_CH52_Full_5260MHz	
ANT	23	
Pol.	Vertical	Fundamental
Peak	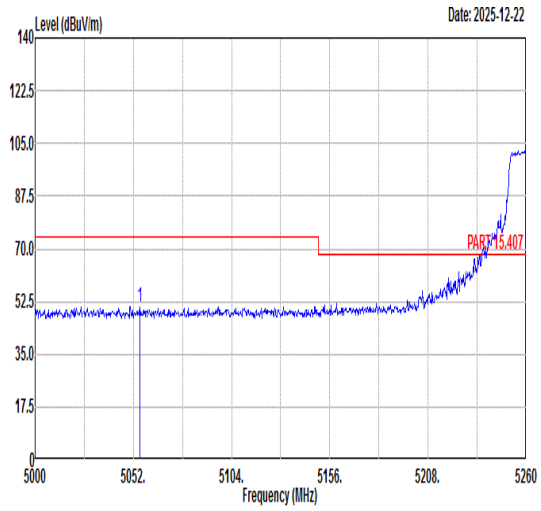 Freq Level Limit Line Margin (dB) Read Level Ant Factor Cable Loss Preamp Factor APos TPos Remark MHz dBuV/m dBuV/m dBuV dB/m dB dB cm deg 1 5055.64 50.96 74.00 -23.04 40.86 35.23 8.36 33.49 300 250 PEAK	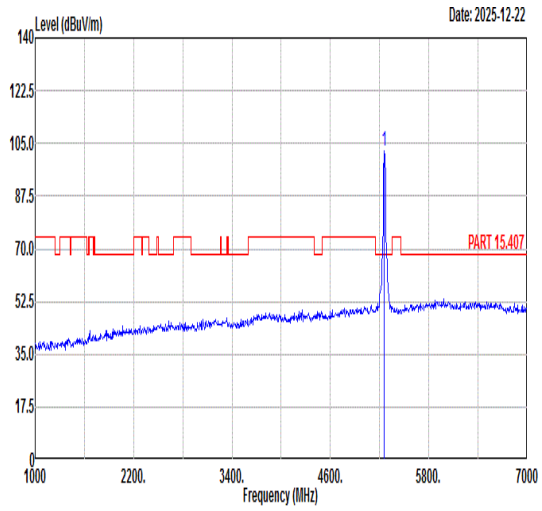 Freq Level Limit Line Margin (dB) Read Level Ant Factor Cable Loss Preamp Factor APos TPos Remark MHz dBuV/m dBuV/m dBuV dB/m dB dB cm deg 1 5260.00 102.52 ------ ------ 91.75 35.35 8.87 33.45 300 250 PEAK
Avg	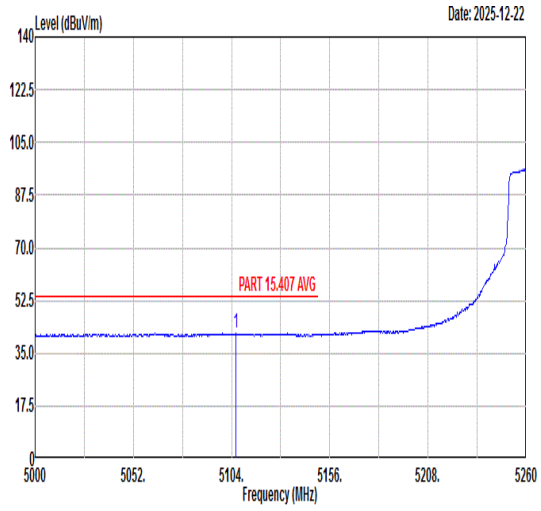 Freq Level Limit Line Margin (dB) Read Level Ant Factor Cable Loss Preamp Factor APos TPos Remark MHz dBuV/m dBuV/m dBuV dB/m dB dB cm deg 1 5106.08 41.53 54.00 -12.47 31.30 35.26 8.45 33.48 300 250 AVERAGE	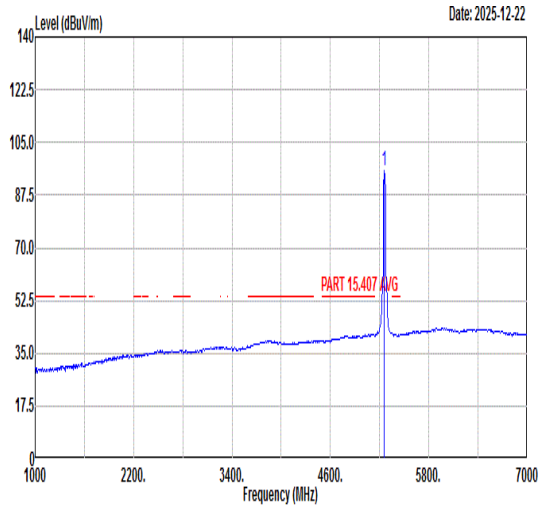 Freq Level Limit Line Margin (dB) Read Level Ant Factor Cable Loss Preamp Factor APos TPos Remark MHz dBuV/m dBuV/m dBuV dB/m dB dB cm deg 1 5260.00 95.85 ------ ------ 85.04 35.36 8.90 33.45 300 250 AVERAGE

Mode	57	
	Band Edge - R	
	U-NII-2A_5.25-5.35_802.11n HT20_CH52_Full_5260MHz	
ANT	23	
Pol.	Vertical	Fundamental
Peak	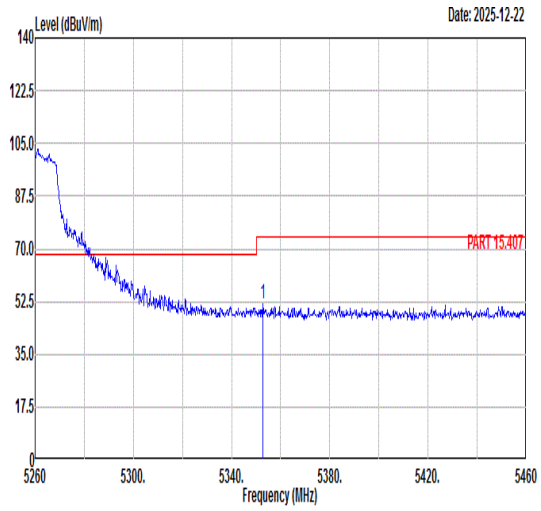 Freq Level Limit Line Margin (dB) Read Level Ant Factor Cable Loss Preamp Factor APos TPos Remark MHz dBuV/m dBuV/m dBuV dB/m dB dB cm deg 1 5352.60 51.58 74.00 -22.42 40.22 35.41 9.38 33.43 300 250 PEAK	Blank
Avg	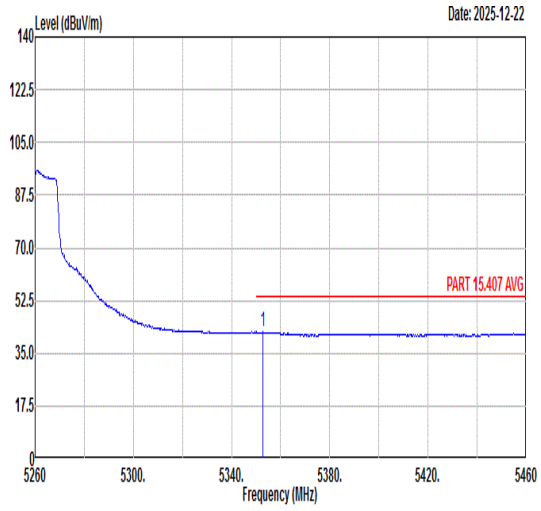 Freq Level Limit Line Margin (dB) Read Level Ant Factor Cable Loss Preamp Factor APos TPos Remark MHz dBuV/m dBuV/m dBuV dB/m dB dB cm deg 1 5352.60 42.13 54.00 -11.87 30.77 35.41 9.38 33.43 300 250 AVERAGE	Blank

Mode	57	
	Harmonic	
	U-NII-2A_5.25-5.35_802.11n HT20_CH52_Full_5260MHz	
ANT	23	
Pol.	Horizontal	Vertical
Peak Avg	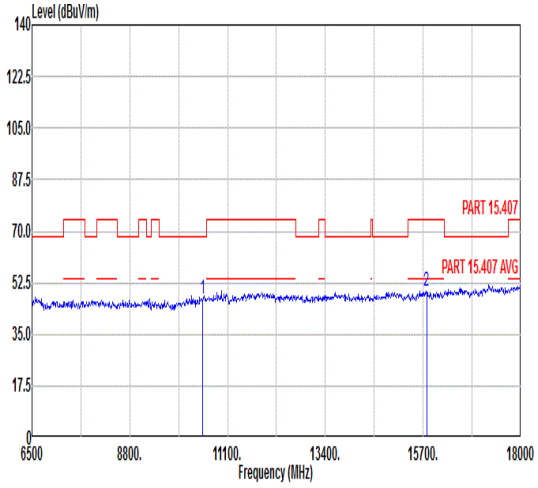 Freq Level Limit Line Margin Read Level Ant Factor Cable Loss Preamp Factor APos TPos Remark MHz dBuV/m dBuV/m dB dBuV dB/m dB dB cm deg 1 10520.00 46.96 68.30 -21.34 47.83 38.11 12.18 51.16 --- --- Peak 2 15780.00 49.72 74.00 -24.28 46.50 41.18 14.69 52.65 --- --- Peak	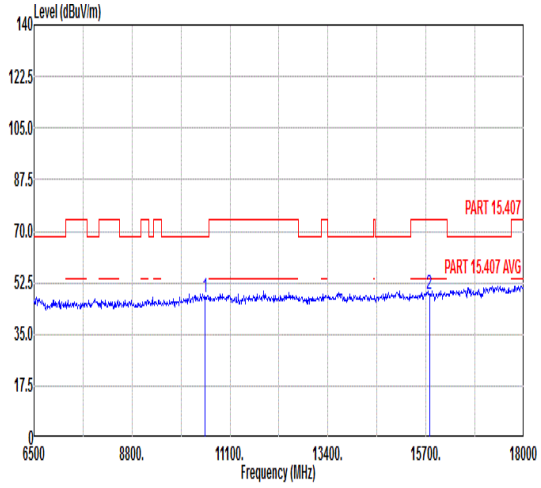 Freq Level Limit Line Margin Read Level Ant Factor Cable Loss Preamp Factor APos TPos Remark MHz dBuV/m dBuV/m dB dBuV dB/m dB dB cm deg 1 10520.00 47.43 68.30 -20.87 48.30 38.11 12.18 51.16 --- --- Peak 2 15780.00 48.68 74.00 -25.32 45.46 41.18 14.69 52.65 --- --- Peak

Mode	58	
	Harmonic	
	U-NII-2A_5.25-5.35_802.11n HT20_CH60_Full_5300MHz	
ANT	23	
Pol.	Horizontal	Vertical
Peak Avg	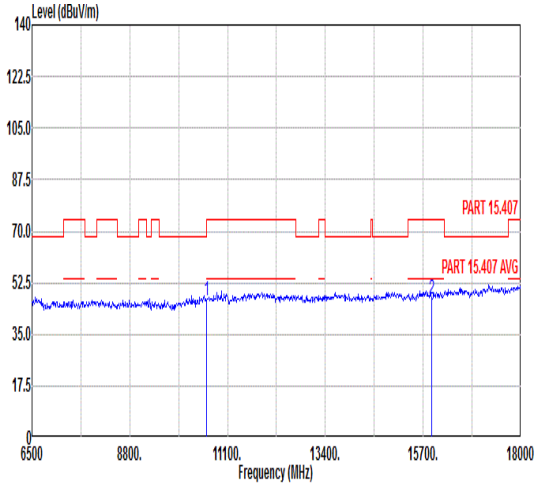 Freq Level Limit Line Margin Read Level Ant Factor Cable Loss Preamp Factor APos TPos Remark MHz dBuV/m dBuV/m dB dBuV dB/m dB dB cm deg 1 10600.00 46.70 74.00 -27.30 47.33 38.14 12.23 51.00 --- --- Peak 2 15900.00 47.22 74.00 -26.78 43.88 41.32 14.75 52.73 --- --- Peak	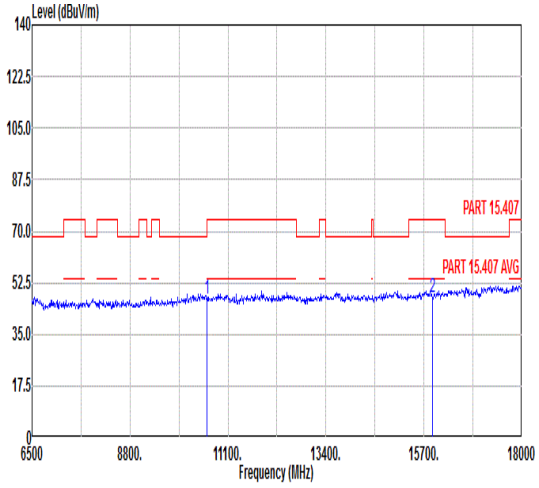 Freq Level Limit Line Margin Read Level Ant Factor Cable Loss Preamp Factor APos TPos Remark MHz dBuV/m dBuV/m dB dBuV dB/m dB dB cm deg 1 10600.00 47.23 74.00 -26.77 47.86 38.14 12.23 51.00 --- --- Peak 2 15900.00 47.79 74.00 -26.21 44.45 41.32 14.75 52.73 --- --- Peak

Mode	59	
	Band Edge	
	U-NII-2A_5.25-5.35_802.11n HT20_CH64_Full_5320MHz	
ANT	23	
Pol.	Horizontal	Fundamental
Peak	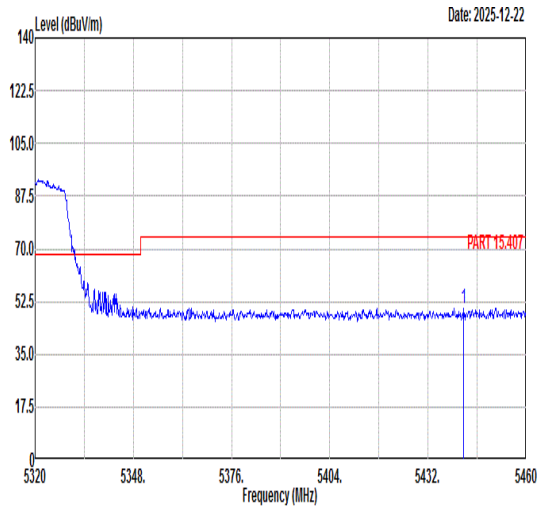 Freq Level Limit Line Margin (dB) Read Level Ant Factor Cable Loss Preamp Factor APos TPos Remark 1 5442.08 50.39 74.00 -23.61 38.65 35.47 9.68 33.41 100 87 PEAK	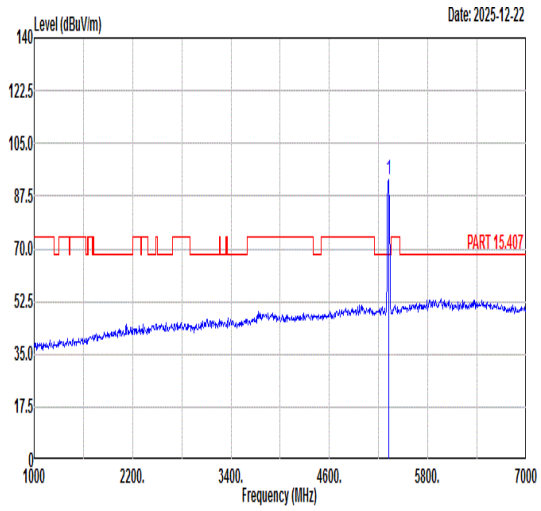 Freq Level Limit Line Margin (dB) Read Level Ant Factor Cable Loss Preamp Factor APos TPos Remark 1 5320.00 93.22 ------ ------ 82.06 35.39 9.21 33.44 100 87 PEAK
Avg	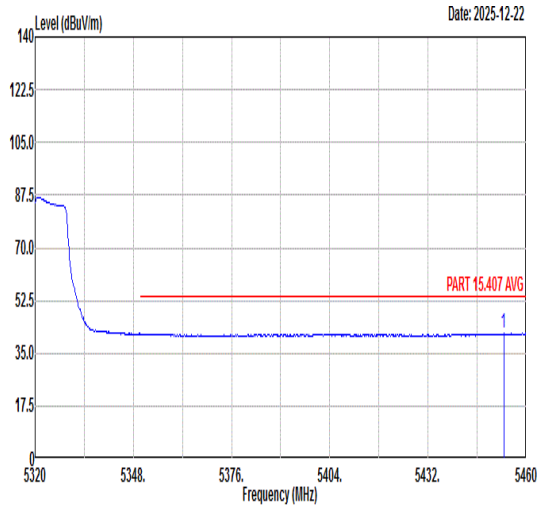 Freq Level Limit Line Margin (dB) Read Level Ant Factor Cable Loss Preamp Factor APos TPos Remark 1 5453.56 41.67 54.00 -12.33 29.93 35.47 9.68 33.41 100 87 AVERAGE	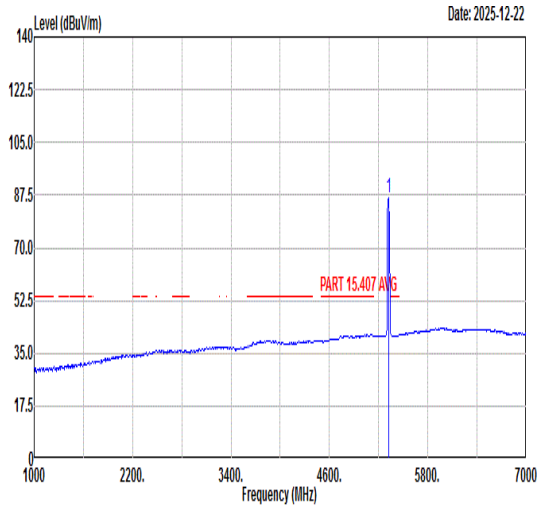 Freq Level Limit Line Margin (dB) Read Level Ant Factor Cable Loss Preamp Factor APos TPos Remark 1 5320.00 86.87 ------ ------ 75.71 35.39 9.21 33.44 100 87 AVERAGE

Mode	59	
	Band Edge	
	U-NII-2A_5.25-5.35_802.11n HT20_CH64_Full_5320MHz	
ANT	23	
Pol.	Vertical	Fundamental
Peak	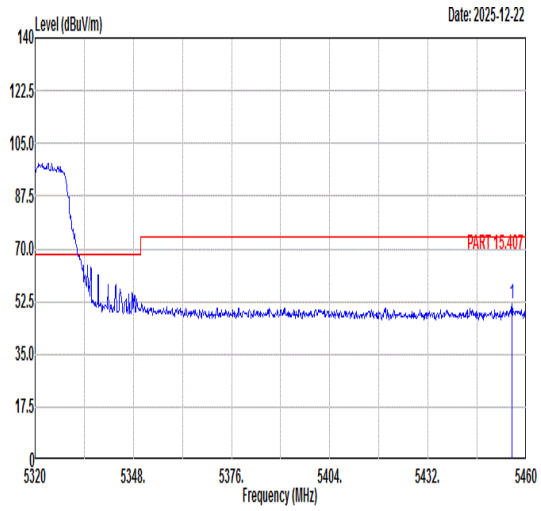 Freq Level Limit Line Margin (dB) Read Level Ant Factor Cable Loss Preamp Factor APos TPos Remark MHz dBuV/m dBuV/m dBuV dB/m dB dB cm deg 1 5455.94 51.79 74.00 -22.21 40.04 35.47 9.69 33.41 300 249 PEAK	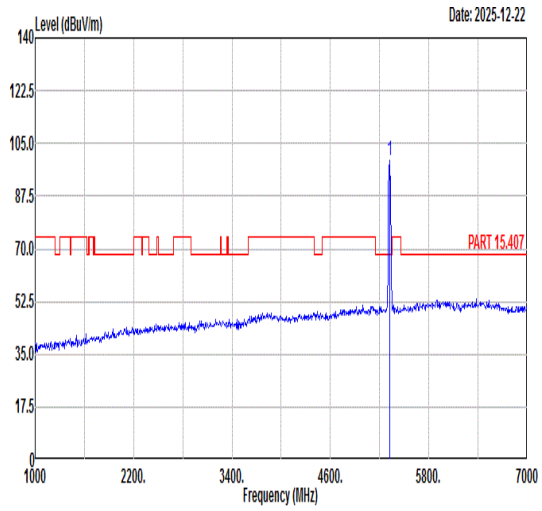 Freq Level Limit Line Margin (dB) Read Level Ant Factor Cable Loss Preamp Factor APos TPos Remark MHz dBuV/m dBuV/m dBuV dB/m dB dB cm deg 1 5320.00 99.15 ------ ------ 87.99 35.39 9.21 33.44 300 249 PEAK
Avg	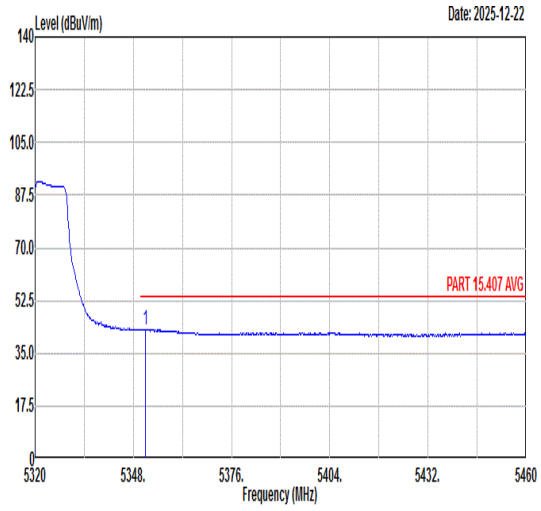 Freq Level Limit Line Margin (dB) Read Level Ant Factor Cable Loss Preamp Factor APos TPos Remark MHz dBuV/m dBuV/m dBuV dB/m dB dB cm deg 1 5351.50 43.00 54.00 -11.00 31.65 35.41 9.37 33.43 300 249 AVERAGE	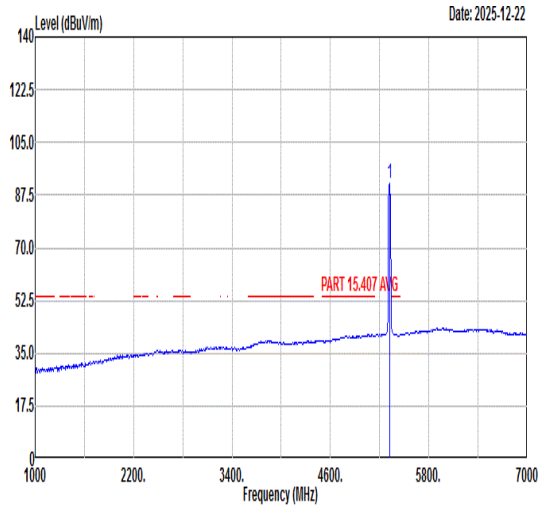 Freq Level Limit Line Margin (dB) Read Level Ant Factor Cable Loss Preamp Factor APos TPos Remark MHz dBuV/m dBuV/m dBuV dB/m dB dB cm deg 1 5320.00 91.61 ------ ------ 80.45 35.39 9.21 33.44 300 249 AVERAGE

Mode	59	
	Harmonic	
	U-NII-2A_5.25-5.35_802.11n HT20_CH64_Full_5320MHz	
ANT	23	
Pol.	Horizontal	Vertical
Peak Avg	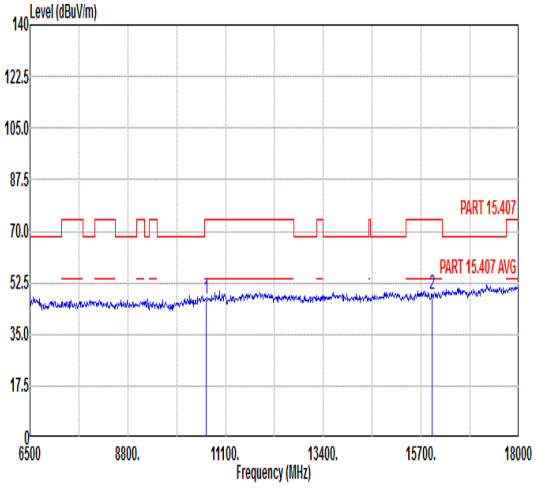 Freq Level Limit Line Margin Read Level Ant Factor Cable Loss Preamp Factor APos TPos Remark MHz dBuV/m dBuV/m dB dBuV dB/m dB dB cm deg 1 10640.00 47.20 74.00 -26.80 47.70 38.16 12.26 50.92 --- --- Peak 2 15960.00 48.50 74.00 -25.50 45.11 41.39 14.77 52.77 --- --- Peak	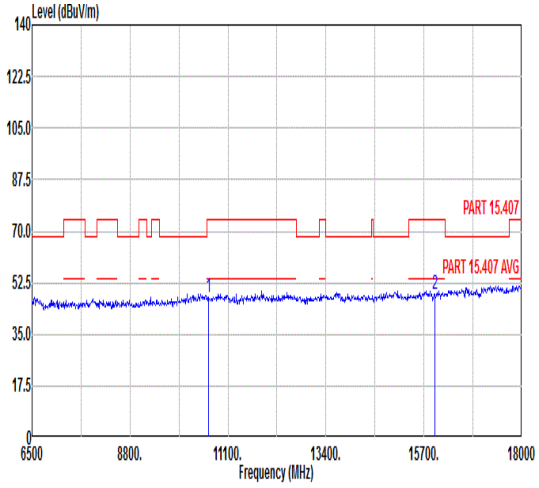 Freq Level Limit Line Margin Read Level Ant Factor Cable Loss Preamp Factor APos TPos Remark MHz dBuV/m dBuV/m dB dBuV dB/m dB dB cm deg 1 10640.00 47.45 74.00 -26.55 47.95 38.16 12.26 50.92 --- --- Peak 2 15960.00 48.42 74.00 -25.58 45.03 41.39 14.77 52.77 --- --- Peak

Mode	60	
	Band Edge	
	U-NII-2C_5.47-5.725_802.11n HT20_CH100_Full_5500MHz	
ANT	23	
Pol.	Horizontal	Fundamental
Peak	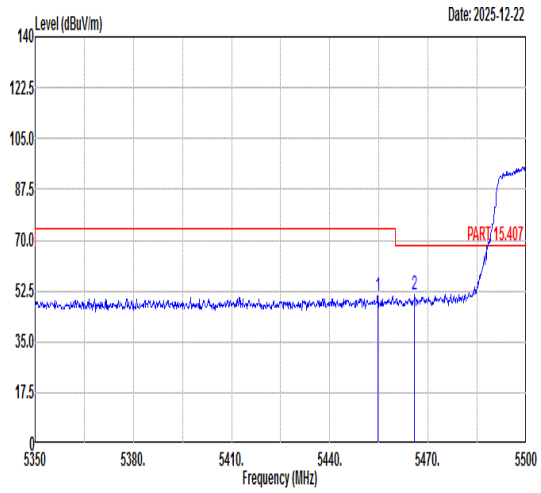 Freq Level Limit Line Margin (dB) Read Level Ant Factor Cable Loss Preamp Factor APos TPos Remark MHz dBuV/m dBuV/m dBuV dB/m dB dB cm deg 1 5454.70 50.68 74.00 -23.32 38.94 35.47 9.68 33.41 100 299 PEAK 2 5465.95 51.50 68.30 -16.80 39.74 35.48 9.69 33.41 100 299 PEAK	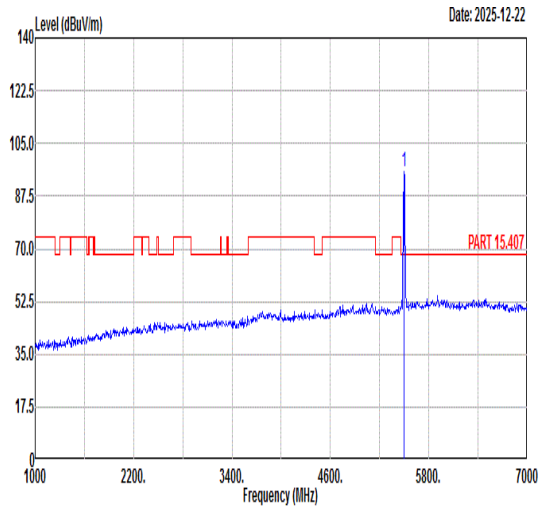 Freq Level Limit Line Margin (dB) Read Level Ant Factor Cable Loss Preamp Factor APos TPos Remark MHz dBuV/m dBuV/m dBuV dB/m dB dB cm deg 1 5500.00 95.70 ------ ------ 83.89 35.50 9.71 33.40 100 299 PEAK
Avg	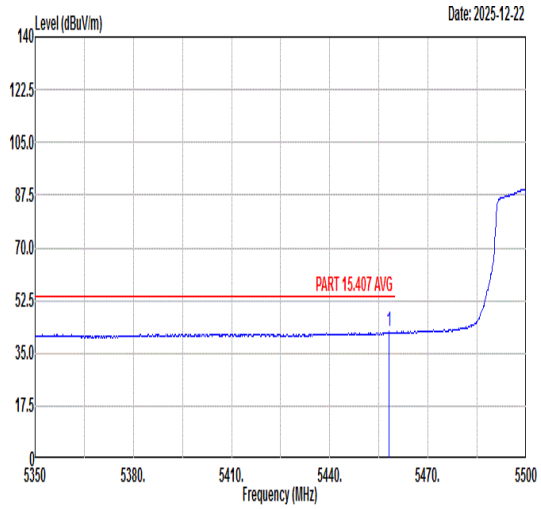 Freq Level Limit Line Margin (dB) Read Level Ant Factor Cable Loss Preamp Factor APos TPos Remark MHz dBuV/m dBuV/m dBuV dB/m dB dB cm deg 1 5458.15 42.02 54.00 -11.98 30.27 35.47 9.69 33.41 100 299 AVERAGE	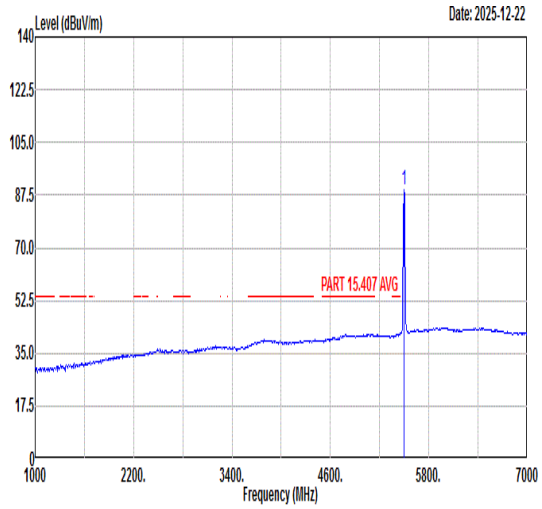 Freq Level Limit Line Margin (dB) Read Level Ant Factor Cable Loss Preamp Factor APos TPos Remark MHz dBuV/m dBuV/m dBuV dB/m dB dB cm deg 1 5500.00 89.22 ------ ------ 77.41 35.50 9.71 33.40 100 299 AVERAGE

Mode	60	
	Band Edge	
	U-NII-2C_5.47-5.725_802.11n HT20_CH100_Full_5500MHz	
ANT	23	
Pol.	Vertical	Fundamental
Peak	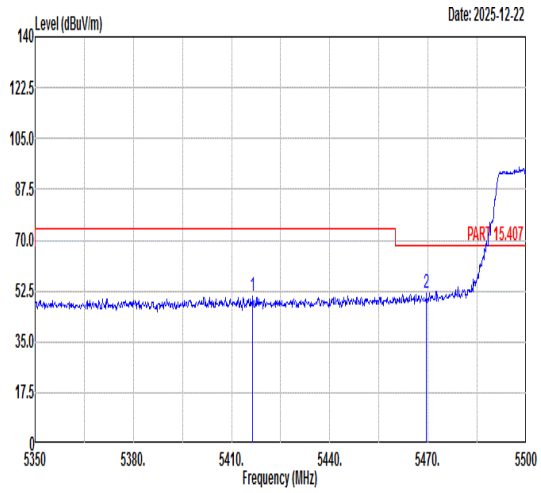 Freq Level Limit Line Margin (dB) Read Level Ant Factor Cable Loss Preamp Factor APos TPos Remark MHz dBuV/m dBuV/m dBuV dB/m dB dB cm deg 1 5416.45 50.94 74.00 -23.06 39.25 35.45 9.66 33.42 356 244 PEAK 2 5469.55 51.64 68.30 -16.66 39.88 35.48 9.69 33.41 356 244 PEAK	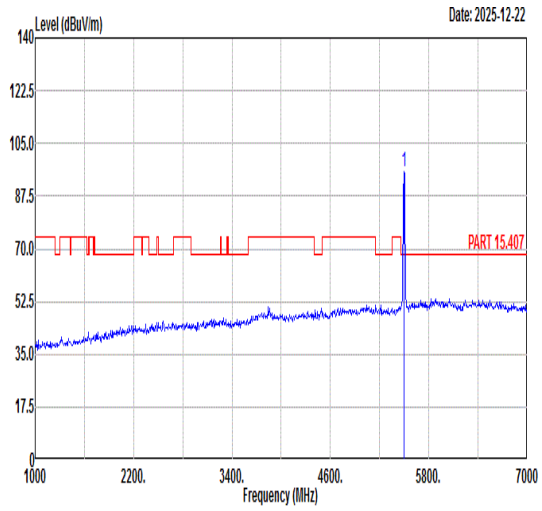 Freq Level Limit Line Margin (dB) Read Level Ant Factor Cable Loss Preamp Factor APos TPos Remark MHz dBuV/m dBuV/m dBuV dB/m dB dB cm deg 1 5500.00 95.43 ------ ------ 83.62 35.50 9.71 33.40 356 244 PEAK
Avg	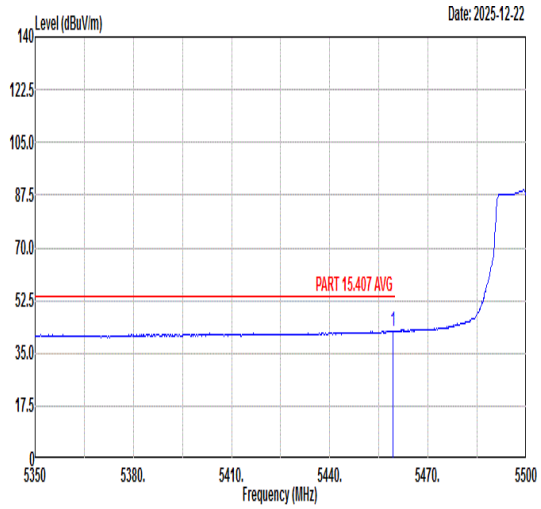 Freq Level Limit Line Margin (dB) Read Level Ant Factor Cable Loss Preamp Factor APos TPos Remark MHz dBuV/m dBuV/m dBuV dB/m dB dB cm deg 1 5459.20 42.40 54.00 -11.60 30.64 35.48 9.69 33.41 356 244 AVERAGE	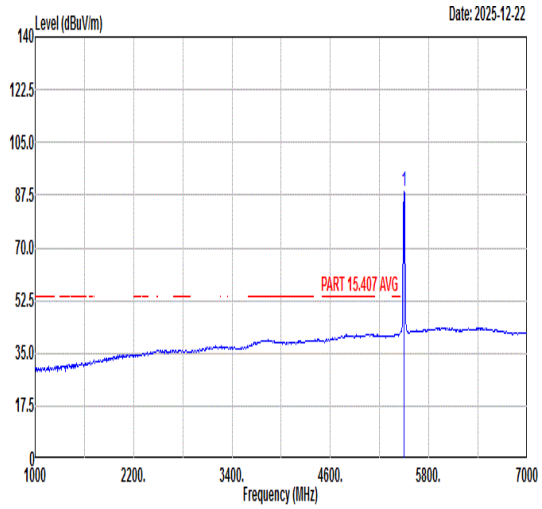 Freq Level Limit Line Margin (dB) Read Level Ant Factor Cable Loss Preamp Factor APos TPos Remark MHz dBuV/m dBuV/m dBuV dB/m dB dB cm deg 1 5500.00 88.96 ------ ------ 77.15 35.50 9.71 33.40 356 244 AVERAGE

Mode	60	
	Harmonic	
	U-NII-2C_5.47-5.725_802.11n HT20_CH100_Full_5500MHz	
ANT	23	
Pol.	Horizontal	Vertical
Peak Avg	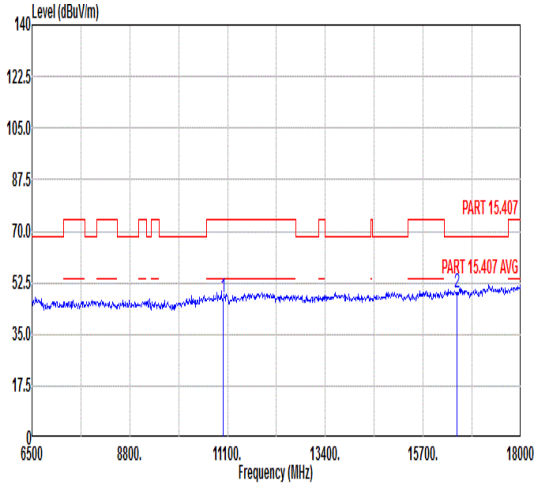 Freq Level Limit Line Margin Read Level Ant Factor Cable Loss Preamp Factor APos TPos Remark MHz dBuV/m dBuV/m dB dBuV dB/m dB dB cm deg 1 11000.00 47.40 74.00 -26.60 46.78 38.30 12.52 50.20 --- --- Peak 2 16500.00 49.40 68.30 -18.90 45.03 42.00 15.17 52.80 --- --- Peak	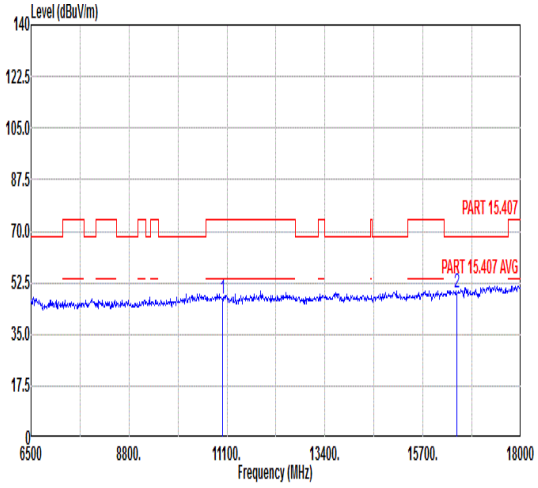 Freq Level Limit Line Margin Read Level Ant Factor Cable Loss Preamp Factor APos TPos Remark MHz dBuV/m dBuV/m dB dBuV dB/m dB dB cm deg 1 11000.00 47.21 74.00 -26.79 46.59 38.30 12.52 50.20 --- --- Peak 2 16500.00 48.98 68.30 -19.32 44.61 42.00 15.17 52.80 --- --- Peak

Mode	61	
	Harmonic	
	U-NII-2C_5.47-5.725_802.11n HT20_CH116_Full_5580MHz	
ANT	23	
Pol.	Horizontal	Vertical
Peak Avg	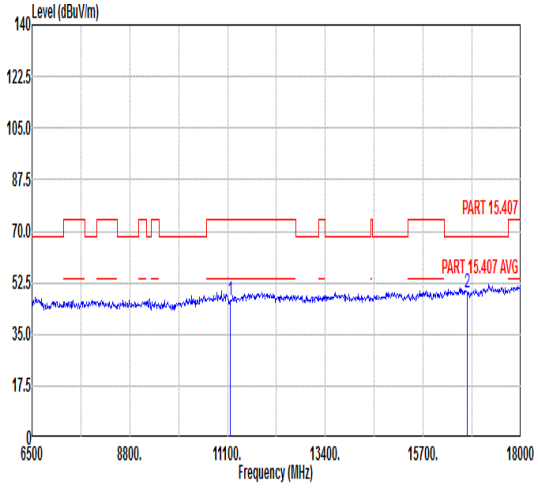 Freq Level Limit Line Margin Read Level Ant Factor Cable Loss Preamp Factor APos TPos Remark MHz dBuV/m dBuV/m dB dBuV dB/m dB dB cm deg 1 11160.00 46.47 74.00 -27.53 45.82 38.35 12.64 50.34 --- --- Peak 2 16740.00 48.88 68.30 -19.42 44.06 42.27 15.35 52.80 --- --- Peak	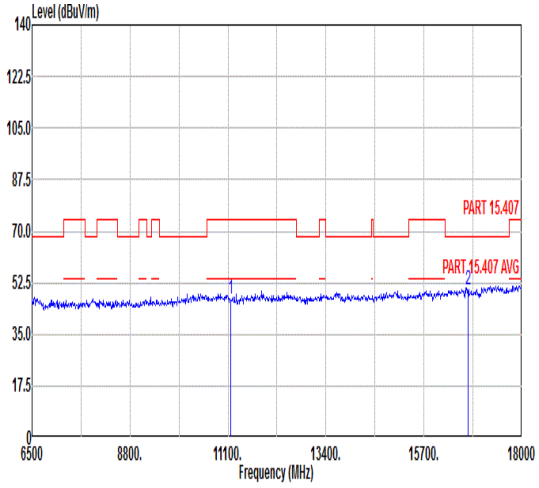 Freq Level Limit Line Margin Read Level Ant Factor Cable Loss Preamp Factor APos TPos Remark MHz dBuV/m dBuV/m dB dBuV dB/m dB dB cm deg 1 11160.00 46.80 74.00 -27.20 46.15 38.35 12.64 50.34 --- --- Peak 2 16740.00 50.43 68.30 -17.87 45.61 42.27 15.35 52.80 --- --- Peak

Mode	62	
	Band Edge	
	U-NII-2C_5.47-5.725_802.11n HT20_CH140_Full_5700MHz	
ANT	23	
Pol.	Horizontal	Fundamental
Peak	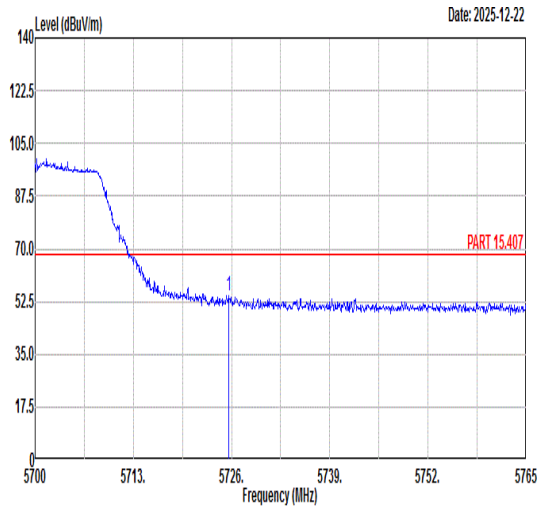 Freq Level Limit Line Margin (dB) Read Level Ant Factor Cable Loss Preamp Factor APos TPos Remark MHz dBuV/m dBuV/m dBuV dB/m dB dB cm deg 1 5725.61 54.55 68.30 -13.75 42.16 35.82 10.02 33.45 100 293 PEAK	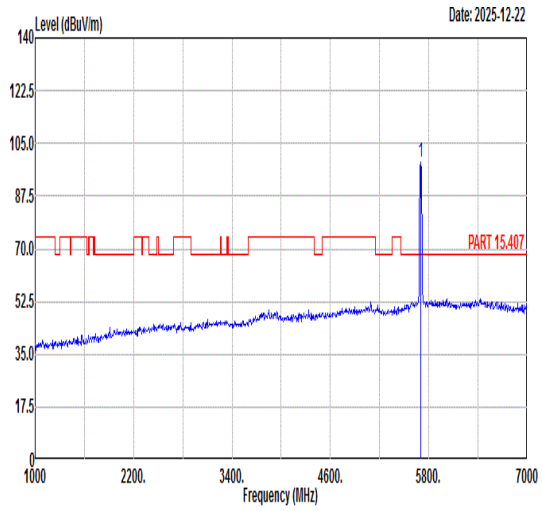 Freq Level Limit Line Margin (dB) Read Level Ant Factor Cable Loss Preamp Factor APos TPos Remark MHz dBuV/m dBuV/m dBuV dB/m dB dB cm deg 1 5700.00 98.80 ------ ------ 86.50 35.78 9.96 33.44 100 293 PEAK
Avg	Blank	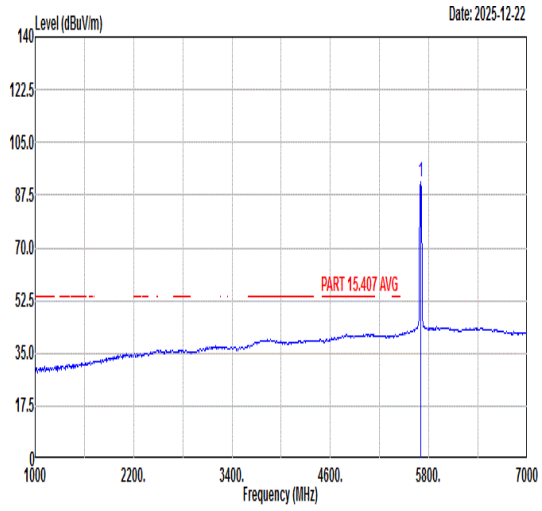 Freq Level Limit Line Margin (dB) Read Level Ant Factor Cable Loss Preamp Factor APos TPos Remark MHz dBuV/m dBuV/m dBuV dB/m dB dB cm deg 1 5700.00 91.87 ------ ------ 79.57 35.78 9.96 33.44 100 293 AVERAGE

Mode	62	
	Band Edge	
	U-NII-2C_5.47-5.725_802.11n HT20_CH140_Full_5700MHz	
ANT	23	
Pol.	Vertical	Fundamental
Peak	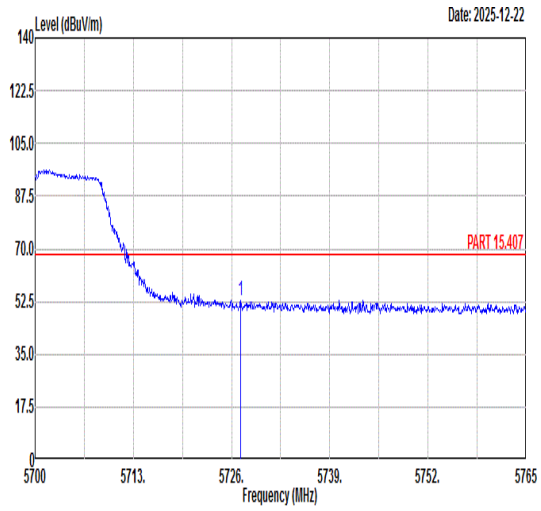 Freq Level Limit Line Margin (dB) Read Level Ant Factor Cable Loss Preamp Factor APos TPos Remark MHz dBuV/m dBuV/m dBuV dB/m dB dB cm deg 1 5727.24 52.83 68.30 -15.47 40.44 35.82 10.02 33.45 323 245 PEAK	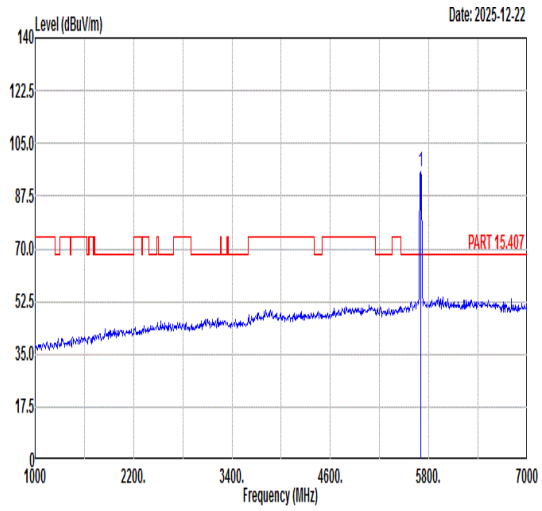 Freq Level Limit Line Margin (dB) Read Level Ant Factor Cable Loss Preamp Factor APos TPos Remark MHz dBuV/m dBuV/m dBuV dB/m dB dB cm deg 1 5700.00 95.64 ------ ------ 83.34 35.78 9.96 33.44 323 245 PEAK
Avg	Blank	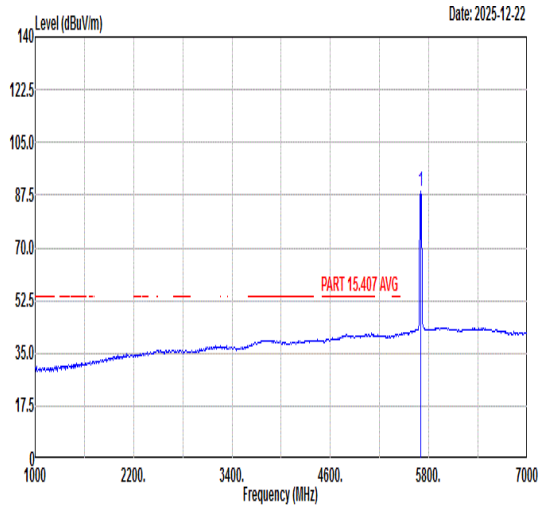 Freq Level Limit Line Margin (dB) Read Level Ant Factor Cable Loss Preamp Factor APos TPos Remark MHz dBuV/m dBuV/m dBuV dB/m dB dB cm deg 1 5700.00 88.96 ------ ------ 76.64 35.79 9.97 33.44 323 245 AVERAGE

Mode	62	
	Harmonic	
	U-NII-2C_5.47-5.725_802.11n HT20_CH140_Full_5700MHz	
ANT	23	
Pol.	Horizontal	Vertical
Peak Avg	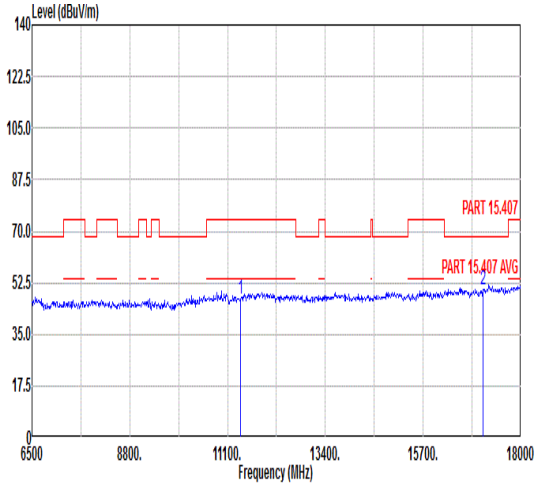 Freq Level Limit Line Margin Read Level Ant Factor Cable Loss Preamp Factor APos TPos Remark MHz dBuV/m dBuV/m dB dBuV dB/m dB dB cm deg 1 11400.00 47.27 74.00 -26.73 46.60 38.42 12.81 50.56 --- --- Peak 2 17100.00 50.43 68.30 -17.87 44.95 42.68 15.62 52.82 --- --- Peak	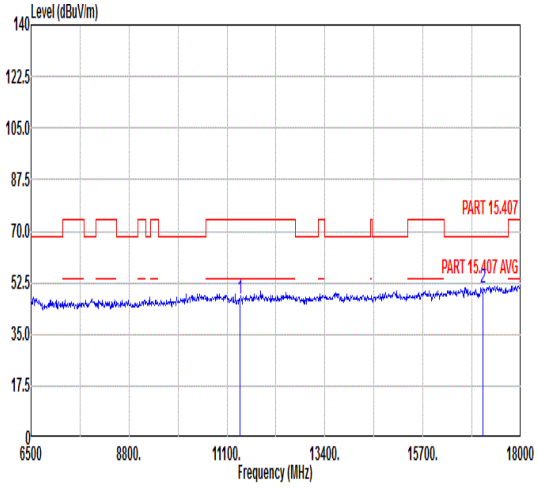 Freq Level Limit Line Margin Read Level Ant Factor Cable Loss Preamp Factor APos TPos Remark MHz dBuV/m dBuV/m dB dBuV dB/m dB dB cm deg 1 11400.00 47.07 74.00 -26.93 46.40 38.42 12.81 50.56 --- --- Peak 2 17100.00 50.62 68.30 -17.68 45.14 42.68 15.62 52.82 --- --- Peak

Mode	63	
	Band Edge - L	
	U-NII-1_5.15-5.25_802.11n HT40_CH38_Full_5190MHz	
ANT	23	
Pol.	Horizontal	Fundamental
Peak	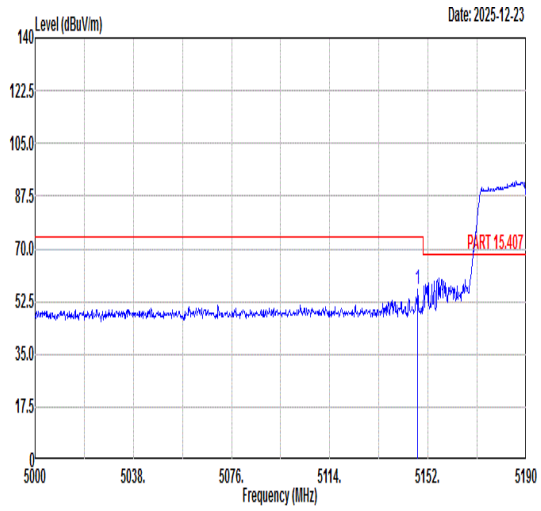 Freq Level Limit Line Margin (dB) Read Level Ant Factor Cable Loss Preamp Factor APos TPos Remark MHz dBuV/m dBuV/m dBuV dB/m dB dB cm deg 1 5148.01 56.32 74.00 -17.68 45.97 35.29 8.53 33.47 100 301 PEAK	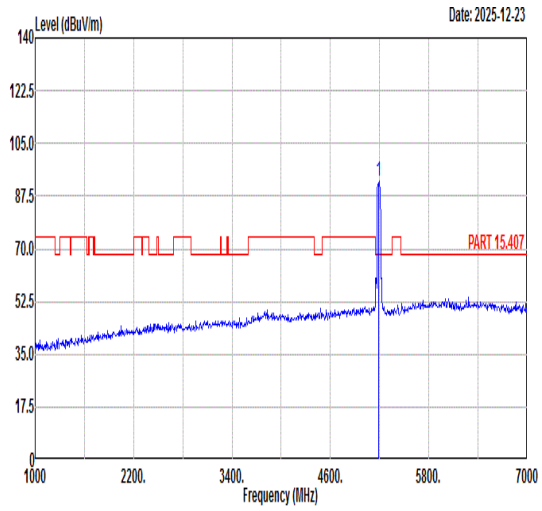 Freq Level Limit Line Margin (dB) Read Level Ant Factor Cable Loss Preamp Factor APos TPos Remark MHz dBuV/m dBuV/m dBuV dB/m dB dB cm deg 1 5190.00 92.46 ------ ------ 81.97 35.32 8.63 33.46 100 301 PEAK
Avg	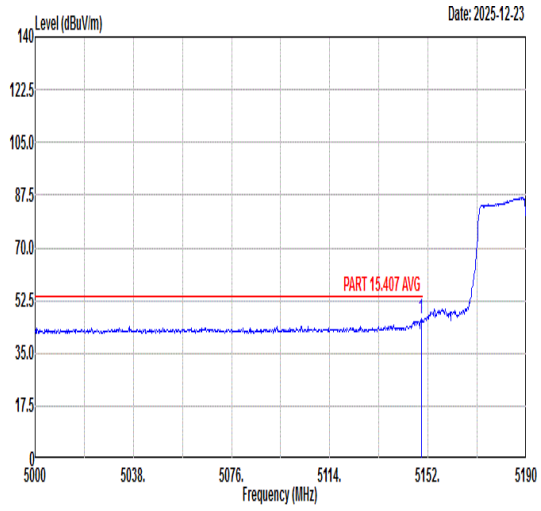 Freq Level Limit Line Margin (dB) Read Level Ant Factor Cable Loss Preamp Factor APos TPos Remark MHz dBuV/m dBuV/m dBuV dB/m dB dB cm deg 1 5149.34 46.57 54.00 -7.43 36.22 35.29 8.53 33.47 100 301 AVERAGE	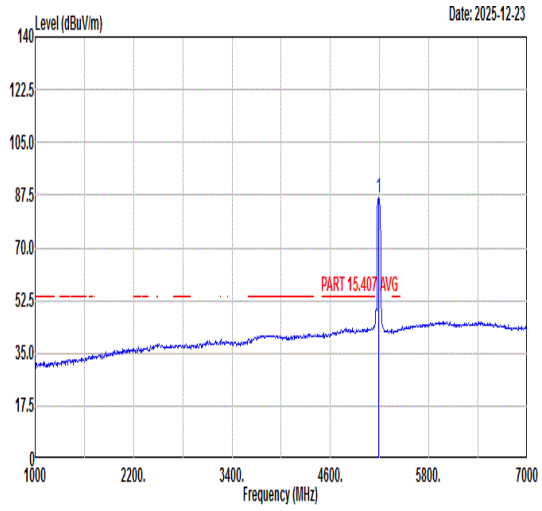 Freq Level Limit Line Margin (dB) Read Level Ant Factor Cable Loss Preamp Factor APos TPos Remark MHz dBuV/m dBuV/m dBuV dB/m dB dB cm deg 1 5190.00 86.48 ------ ------ 76.02 35.31 8.61 33.46 100 301 AVERAGE

Mode	63	
	Band Edge - R	
	U-NII-1_5.15-5.25_802.11n HT40_CH38_Full_5190MHz	
ANT	23	
Pol.	Horizontal	Fundamental
Peak	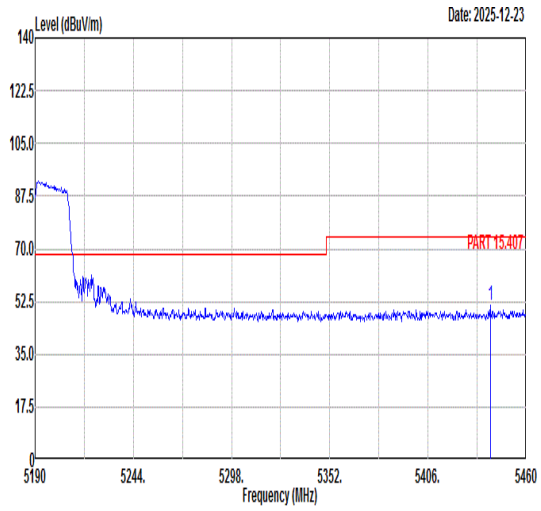 Freq Level Limit Line Margin (dB) Read Level Ant Factor Cable Loss Preamp Factor APos TPos Remark MHz dBuV/m dBuV/m dBuV dB/m dB dB cm deg 1 5440.29 50.99 74.00 -23.01 39.26 35.46 9.68 33.41 100 301 PEAK	Blank
Avg	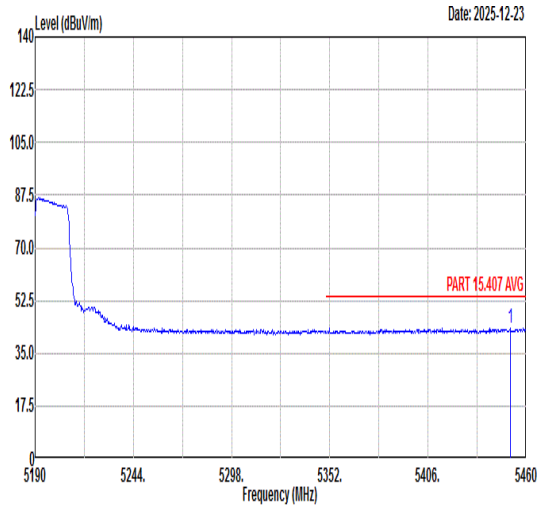 Freq Level Limit Line Margin (dB) Read Level Ant Factor Cable Loss Preamp Factor APos TPos Remark MHz dBuV/m dBuV/m dBuV dB/m dB dB cm deg 1 5451.36 43.57 54.00 -10.43 31.83 35.47 9.68 33.41 100 301 AVERAGE	Blank

Mode	63	
	Band Edge - L	
	U-NII-1_5.15-5.25_802.11n HT40_CH38_Full_5190MHz	
ANT	23	
Pol.	Vertical	Fundamental
Peak	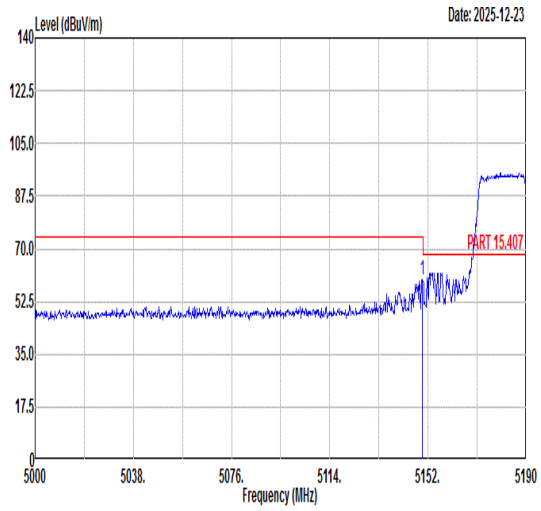 Freq Level Limit Line Margin (dB) Read Level Ant Factor Cable Loss Preamp Factor APos TPos Remark MHz dBuV/m dBuV/m dBuV dB/m dB dB cm deg 1 5149.91 59.96 74.00 -14.04 49.60 35.29 8.54 33.47 285 255 PEAK	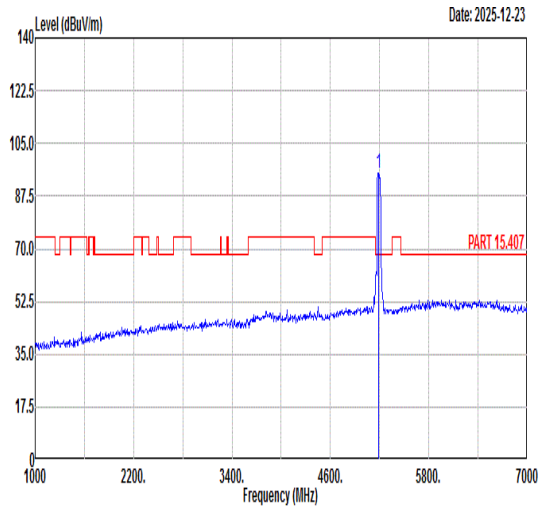 Freq Level Limit Line Margin (dB) Read Level Ant Factor Cable Loss Preamp Factor APos TPos Remark MHz dBuV/m dBuV/m dBuV dB/m dB dB cm deg 1 5190.00 95.08 ------ ------ 84.62 35.31 8.61 33.46 285 255 PEAK
Avg	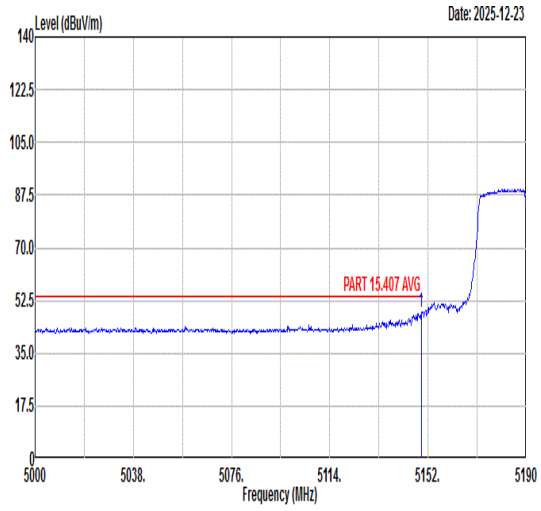 Freq Level Limit Line Margin (dB) Read Level Ant Factor Cable Loss Preamp Factor APos TPos Remark MHz dBuV/m dBuV/m dBuV dB/m dB dB cm deg 1 5149.34 48.87 54.00 -5.13 38.52 35.29 8.53 33.47 285 255 AVERAGE	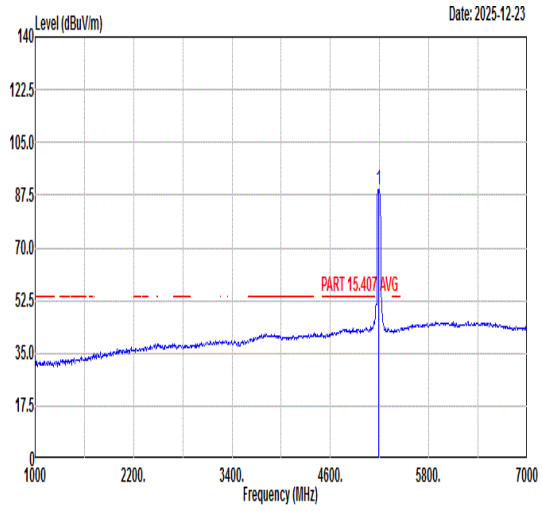 Freq Level Limit Line Margin (dB) Read Level Ant Factor Cable Loss Preamp Factor APos TPos Remark MHz dBuV/m dBuV/m dBuV dB/m dB dB cm deg 1 5190.00 89.18 ------ ------ 78.70 35.32 8.62 33.46 285 255 AVERAGE

Mode	63	
	Band Edge - R	
	U-NII-1_5.15-5.25_802.11n HT40_CH38_Full_5190MHz	
ANT	23	
Pol.	Vertical	Fundamental
Peak	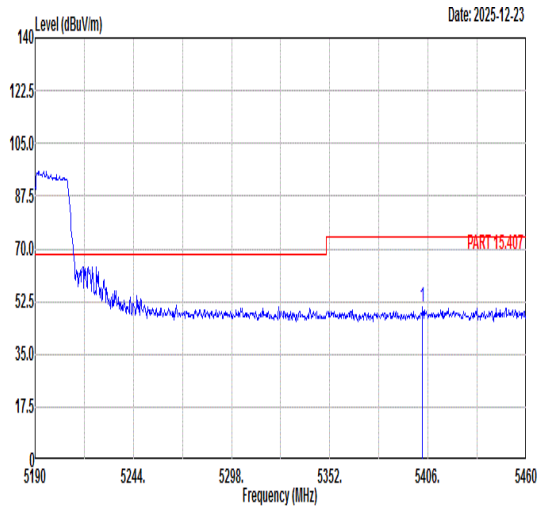 Freq Level Limit Line Margin (dB) Read Level Ant Factor Cable Loss Preamp Factor APos TPos Remark MHz dBuV/m dBuV/m dBuV dB/m dB dB cm deg 1 5403.03 50.64 74.00 -23.36 38.98 35.44 9.64 33.42 285 255 PEAK	Blank
Avg	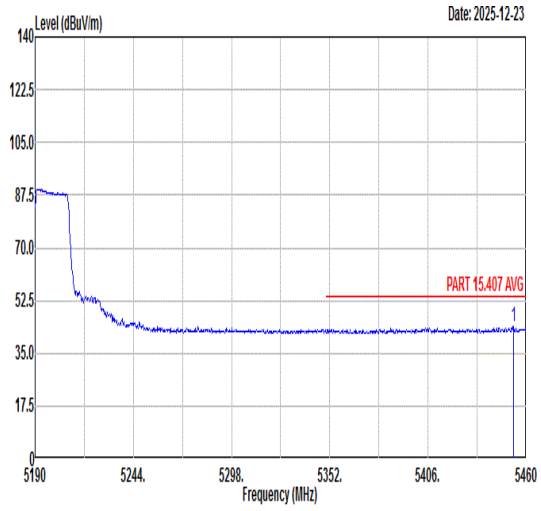 Freq Level Limit Line Margin (dB) Read Level Ant Factor Cable Loss Preamp Factor APos TPos Remark MHz dBuV/m dBuV/m dBuV dB/m dB dB cm deg 1 5452.98 43.72 54.00 -10.28 31.98 35.47 9.68 33.41 285 255 AVERAGE	Blank

Mode	63	
	Harmonic	
	U-NII-1_5.15-5.25_802.11n HT40_CH38_Full_5190MHz	
ANT	23	
Pol.	Horizontal	Vertical
Peak Avg	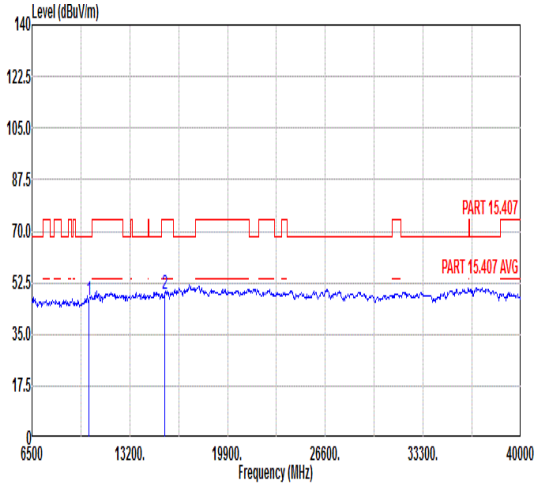 Freq Level Limit Line Margin Read Level Ant Factor Cable Loss Preamp Factor APos TPos Remark MHz dBuV/m dBuV/m dB dBuV dB/m dB dB cm deg 1 10380.00 46.27 68.30 -22.03 47.58 38.05 12.08 51.44 --- --- Peak 2 15570.00 48.40 74.00 -25.60 45.35 40.95 14.60 52.50 --- --- Peak	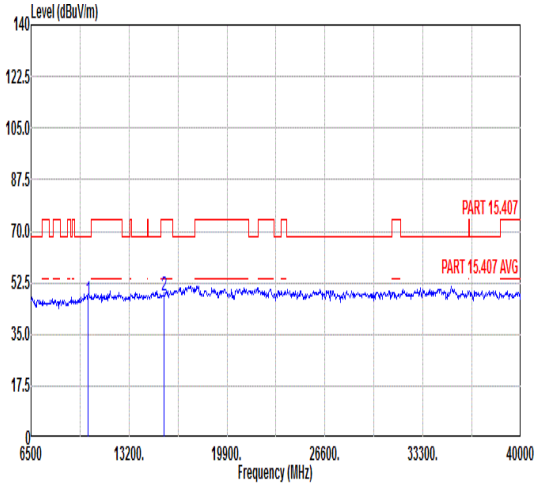 Freq Level Limit Line Margin Read Level Ant Factor Cable Loss Preamp Factor APos TPos Remark MHz dBuV/m dBuV/m dB dBuV dB/m dB dB cm deg 1 10380.00 46.70 68.30 -21.60 48.01 38.05 12.08 51.44 --- --- Peak 2 15570.00 48.05 74.00 -25.95 45.00 40.95 14.60 52.50 --- --- Peak

Mode	64	
	Band Edge - L	
	U-NII-1_5.15-5.25_802.11n HT40_CH46_Full_5230MHz	
ANT	23	
Pol.	Horizontal	Fundamental
Peak	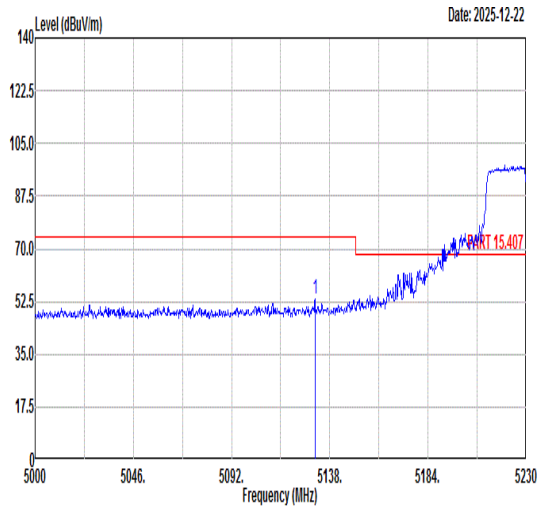 Freq Level Limit Line Margin (dB) Read Level Ant Factor Cable Loss Preamp Factor APos TPos Remark MHz dBuV/m dBuV/m dBuV dB/m dB dB cm deg 1 5131.10 53.10 74.00 -20.90 42.79 35.28 8.50 33.47 100 267 PEAK	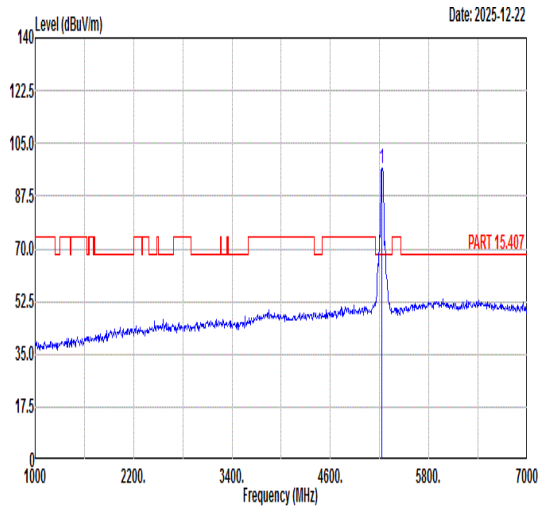 Freq Level Limit Line Margin (dB) Read Level Ant Factor Cable Loss Preamp Factor APos TPos Remark MHz dBuV/m dBuV/m dBuV dB/m dB dB cm deg 1 5230.00 96.79 ------ ------ 86.16 35.34 8.74 33.45 100 267 PEAK
Avg	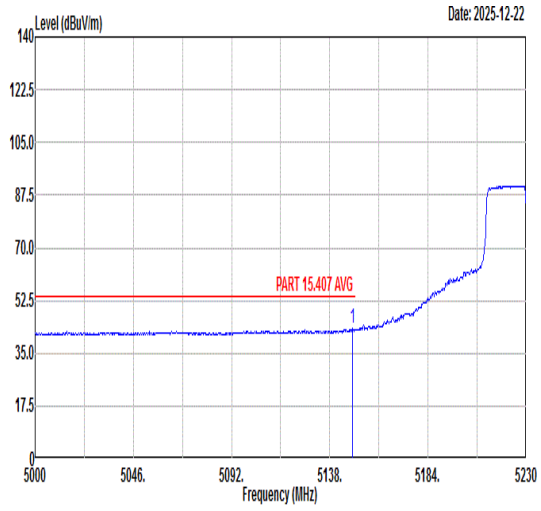 Freq Level Limit Line Margin (dB) Read Level Ant Factor Cable Loss Preamp Factor APos TPos Remark MHz dBuV/m dBuV/m dBuV dB/m dB dB cm deg 1 5148.81 43.10 54.00 -10.90 32.75 35.29 8.53 33.47 100 267 AVERAGE	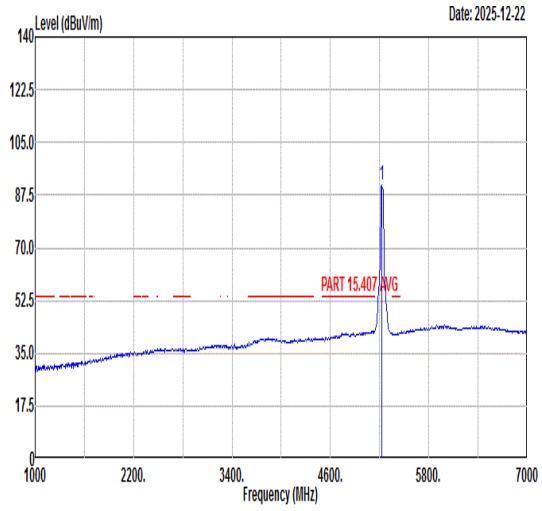 Freq Level Limit Line Margin (dB) Read Level Ant Factor Cable Loss Preamp Factor APos TPos Remark MHz dBuV/m dBuV/m dBuV dB/m dB dB cm deg 1 5230.00 90.67 ------ ------ 80.04 35.34 8.74 33.45 100 267 AVERAGE

Mode	64	
	Band Edge - R	
	U-NII-1_5.15-5.25_802.11n HT40_CH46_Full_5230MHz	
ANT	23	
Pol.	Horizontal	Fundamental
Peak	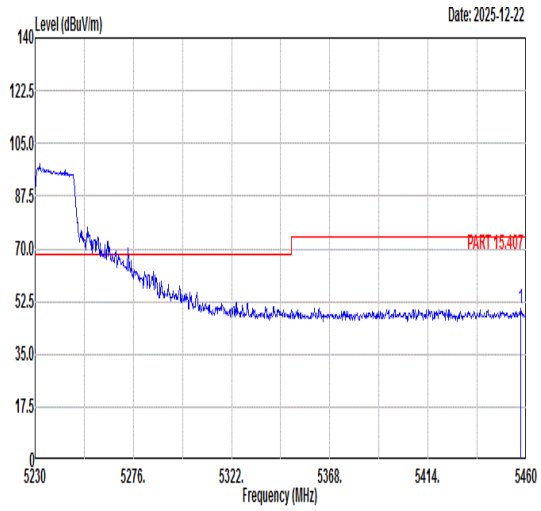 Freq Level Limit Line Margin (dB) Read Level Ant Factor Cable Loss Preamp Factor APos TPos Remark MHz dBuV/m dBuV/m dBuV dB/m dB dB cm deg 1 5457.24 50.18 74.00 -23.82 38.43 35.47 9.69 33.41 100 267 PEAK	Blank
Avg	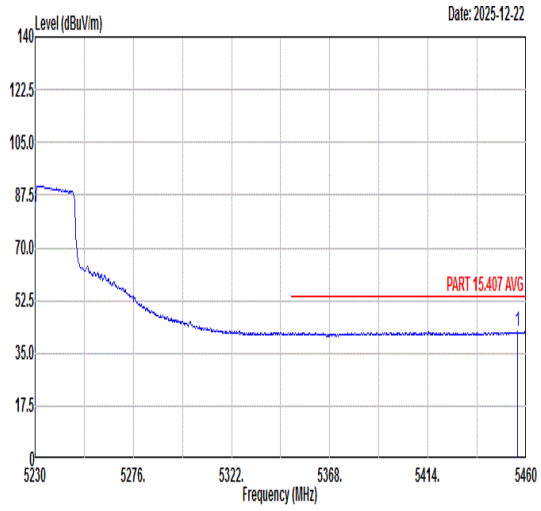 Freq Level Limit Line Margin (dB) Read Level Ant Factor Cable Loss Preamp Factor APos TPos Remark MHz dBuV/m dBuV/m dBuV dB/m dB dB cm deg 1 5455.86 42.19 54.00 -11.81 30.44 35.47 9.69 33.41 100 267 AVERAGE	Blank

Mode	64	
	Band Edge - L	
	U-NII-1_5.15-5.25_802.11n HT40_CH46_Full_5230MHz	
ANT	23	
Pol.	Vertical	Fundamental
Peak	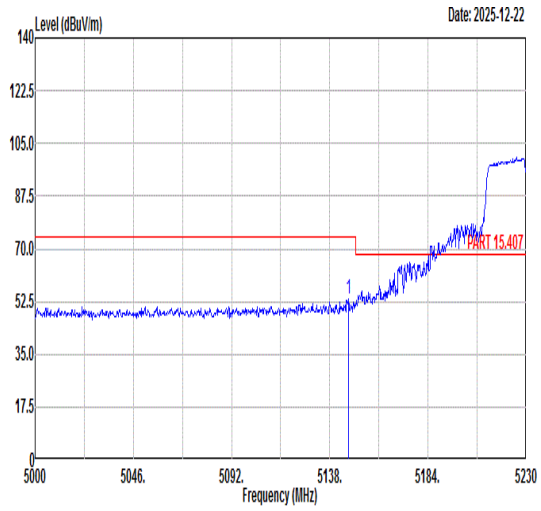 Freq Level Limit Line Margin (dB) Read Level Ant Factor Cable Loss Preamp Factor APos TPos Remark MHz dBuV/m dBuV/m dBuV dB/m dB dB cm deg 1 5146.74 53.48 74.00 -20.52 43.13 35.29 8.53 33.47 253 245 PEAK	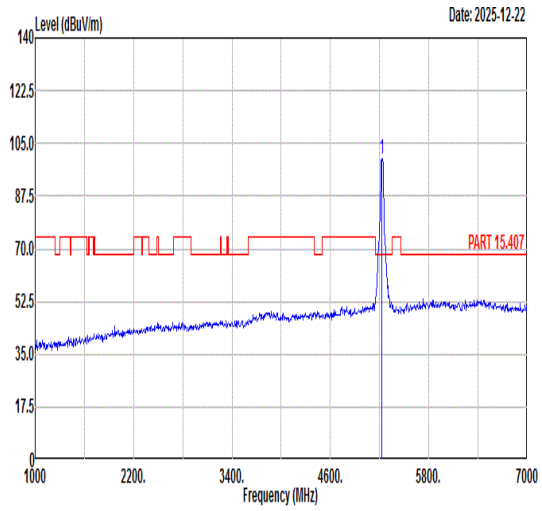 Freq Level Limit Line Margin (dB) Read Level Ant Factor Cable Loss Preamp Factor APos TPos Remark MHz dBuV/m dBuV/m dBuV dB/m dB dB cm deg 1 5230.00 100.01 ------ ------ 89.35 35.34 8.77 33.45 253 245 PEAK
Avg	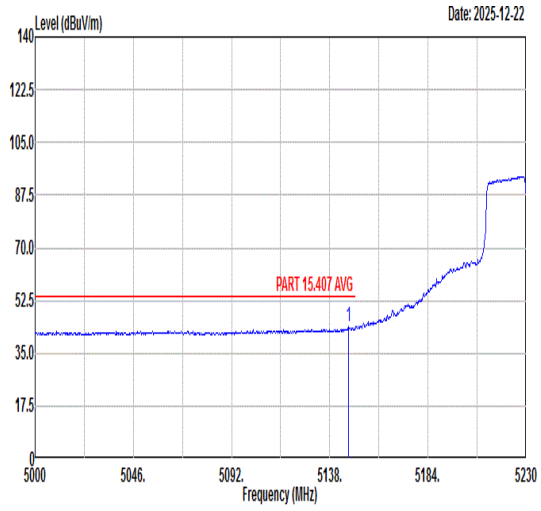 Freq Level Limit Line Margin (dB) Read Level Ant Factor Cable Loss Preamp Factor APos TPos Remark MHz dBuV/m dBuV/m dBuV dB/m dB dB cm deg 1 5146.74 43.65 54.00 -10.35 33.30 35.29 8.53 33.47 253 245 AVERAGE	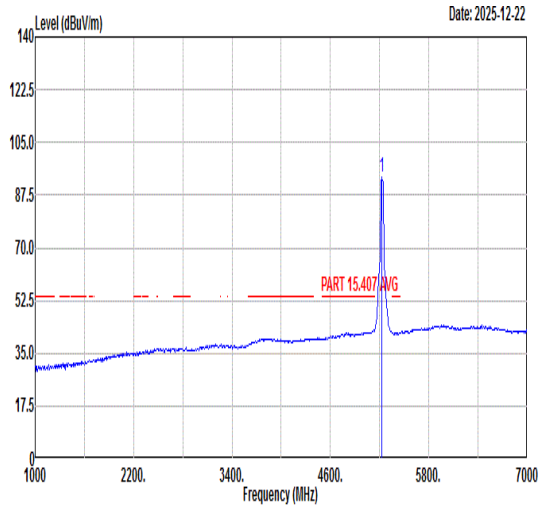 Freq Level Limit Line Margin (dB) Read Level Ant Factor Cable Loss Preamp Factor APos TPos Remark MHz dBuV/m dBuV/m dBuV dB/m dB dB cm deg 1 5230.00 93.25 ------ ------ 82.62 35.34 8.74 33.45 253 245 AVERAGE

Mode	64	
	Band Edge - R	
	U-NII-1_5.15-5.25_802.11n HT40_CH46_Full_5230MHz	
ANT	23	
Pol.	Vertical	Fundamental
Peak	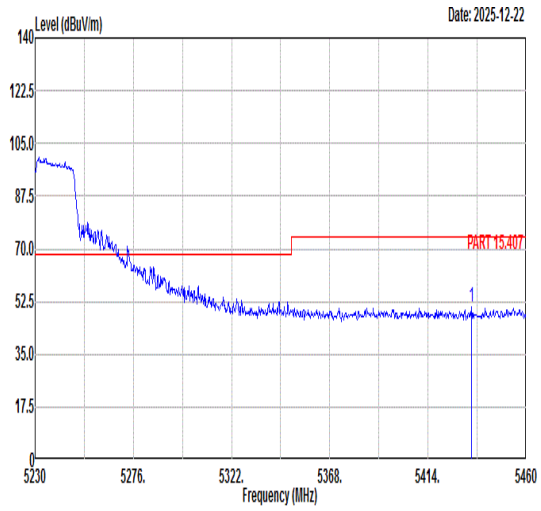 Freq Level Limit Line Margin (dB) Read Level Ant Factor Cable Loss Preamp Factor APos TPos Remark MHz dBuV/m dBuV/m dBuV dB/m dB dB cm deg 1 5434.24 50.61 74.00 -23.39 38.89 35.46 9.67 33.41 253 245 PEAK	Blank
Avg	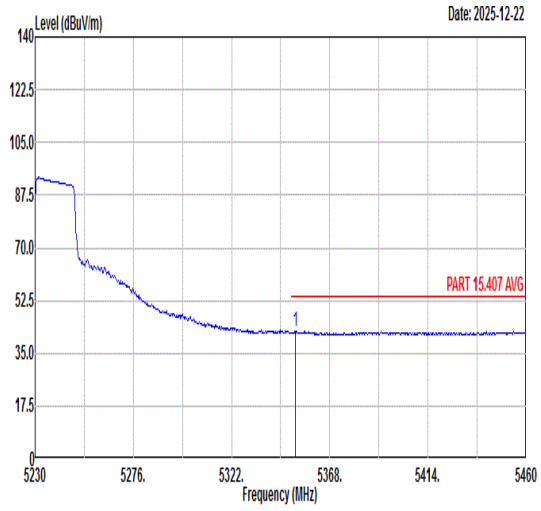 Freq Level Limit Line Margin (dB) Read Level Ant Factor Cable Loss Preamp Factor APos TPos Remark MHz dBuV/m dBuV/m dBuV dB/m dB dB cm deg 1 5351.90 42.36 54.00 -11.64 31.01 35.41 9.37 33.43 253 245 AVERAGE	Blank

Mode	65	
	Band Edge - L	
	U-NII-2A_5.25-5.35_802.11n HT40_CH54_Full_5270MHz	
ANT	23	
Pol.	Horizontal	Fundamental
Peak	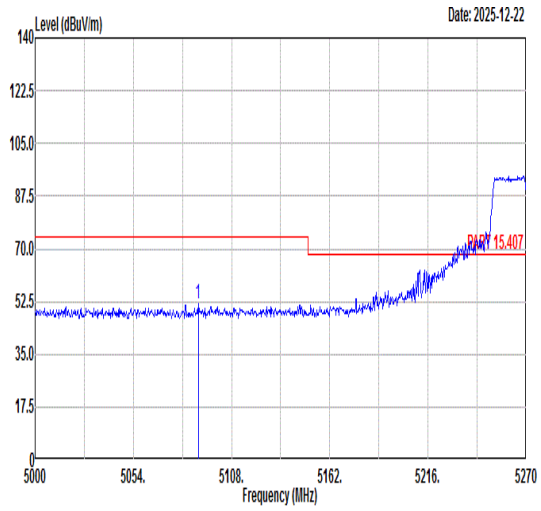 Freq Level Limit Line Margin (dB) Read Level Ant Factor Cable Loss Preamp Factor APos TPos Remark MHz dBuV/m dBuV/m dBuV dB/m dB dB cm deg 1 5089.64 51.80 74.00 -22.20 41.61 35.25 8.42 33.48 300 287 PEAK	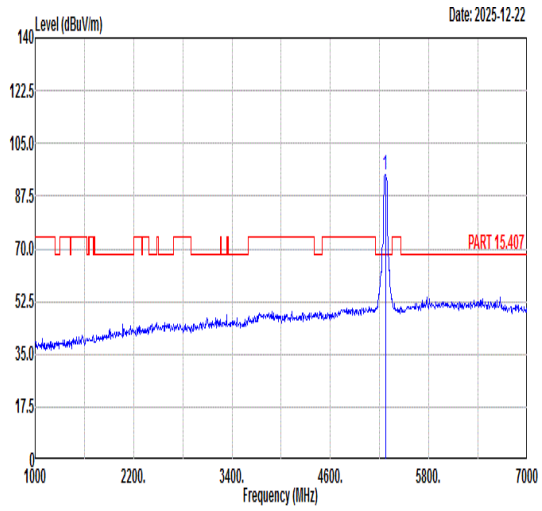 Freq Level Limit Line Margin (dB) Read Level Ant Factor Cable Loss Preamp Factor APos TPos Remark MHz dBuV/m dBuV/m dBuV dB/m dB dB cm deg 1 5270.00 94.76 ------ ------ 83.92 35.36 8.93 33.45 300 287 PEAK
Avg	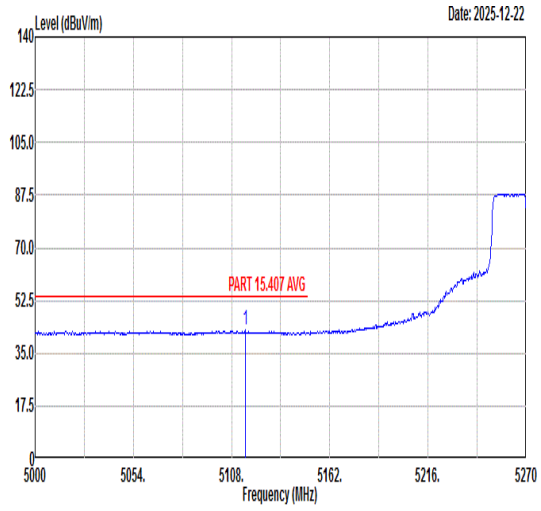 Freq Level Limit Line Margin (dB) Read Level Ant Factor Cable Loss Preamp Factor APos TPos Remark MHz dBuV/m dBuV/m dBuV dB/m dB dB cm deg 1 5115.56 42.58 54.00 -11.42 32.32 35.27 8.47 33.48 300 287 AVERAGE	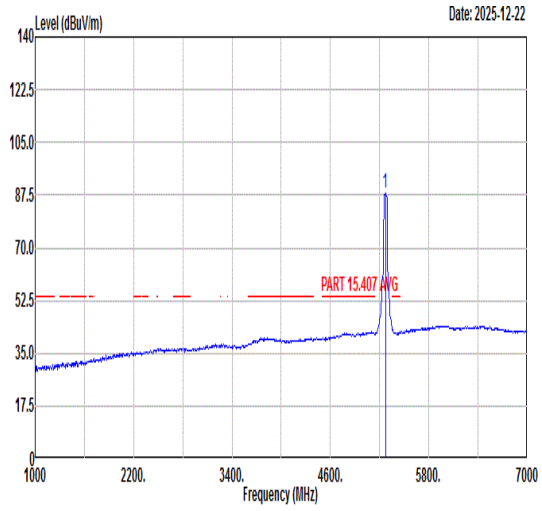 Freq Level Limit Line Margin (dB) Read Level Ant Factor Cable Loss Preamp Factor APos TPos Remark MHz dBuV/m dBuV/m dBuV dB/m dB dB cm deg 1 5270.00 88.19 ------ ------ 77.32 35.36 8.96 33.45 300 287 AVERAGE

Mode	65	
	Band Edge - R	
	U-NII-2A_5.25-5.35_802.11n HT40_CH54_Full_5270MHz	
ANT	23	
Pol.	Horizontal	Fundamental
Peak	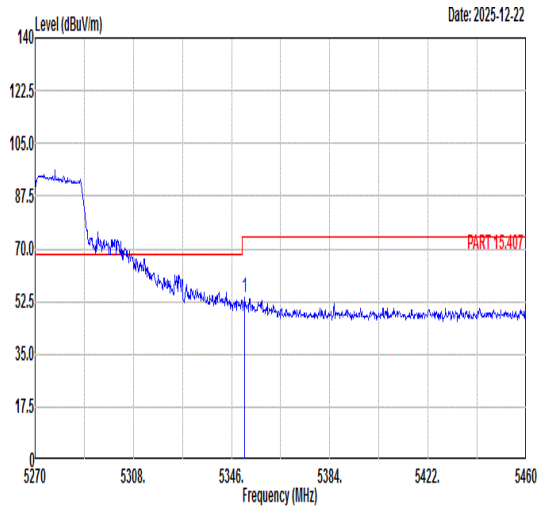 Freq Level Limit Line Margin (dB) Read Level Ant Factor Cable Loss Preamp Factor APos TPos Remark MHz dBuV/m dBuV/m dBuV dB/m dB dB cm deg 1 5350.94 53.70 74.00 -20.30 42.35 35.41 9.37 33.43 300 287 PEAK	Blank
Avg	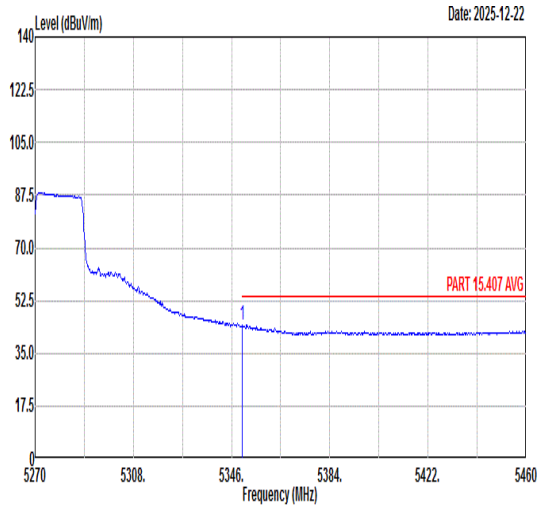 Freq Level Limit Line Margin (dB) Read Level Ant Factor Cable Loss Preamp Factor APos TPos Remark MHz dBuV/m dBuV/m dBuV dB/m dB dB cm deg 1 5350.18 44.27 54.00 -9.73 32.92 35.41 9.37 33.43 300 287 AVERAGE	Blank

Mode	65	
	Band Edge - L	
	U-NII-2A_5.25-5.35_802.11n HT40_CH54_Full_5270MHz	
ANT	23	
Pol.	Vertical	Fundamental
Peak	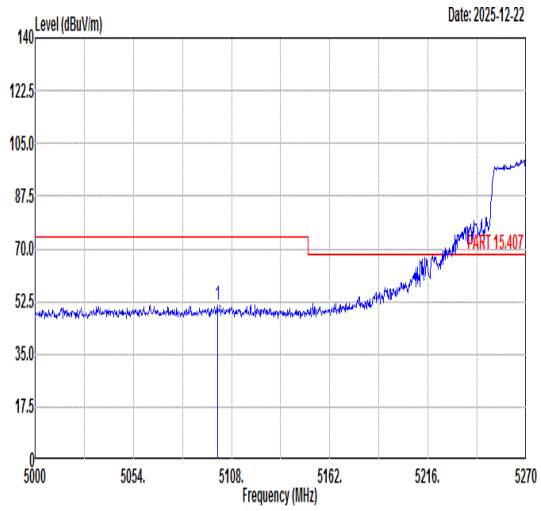 Freq Level Limit Line Margin (dB) Read Level Ant Factor Cable Loss Preamp Factor APos TPos Remark MHz dBuV/m dBuV/m dBuV dB/m dB dB cm deg 1 5100.17 51.38 74.00 -22.62 41.16 35.26 8.44 33.48 330 238 PEAK	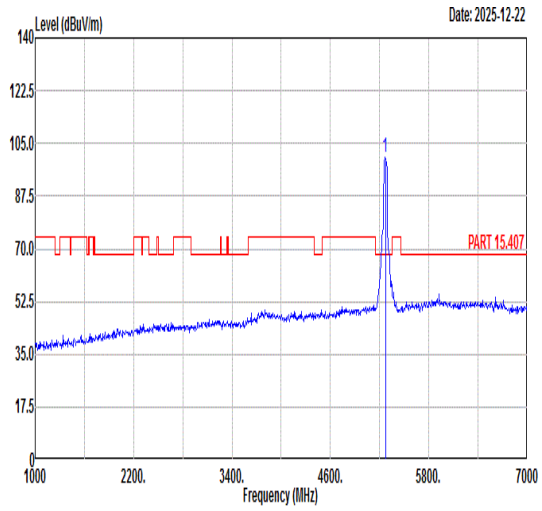 Freq Level Limit Line Margin (dB) Read Level Ant Factor Cable Loss Preamp Factor APos TPos Remark MHz dBuV/m dBuV/m dBuV dB/m dB dB cm deg 1 5270.00 100.20 ------ ------ 89.36 35.36 8.93 33.45 330 238 PEAK
Avg	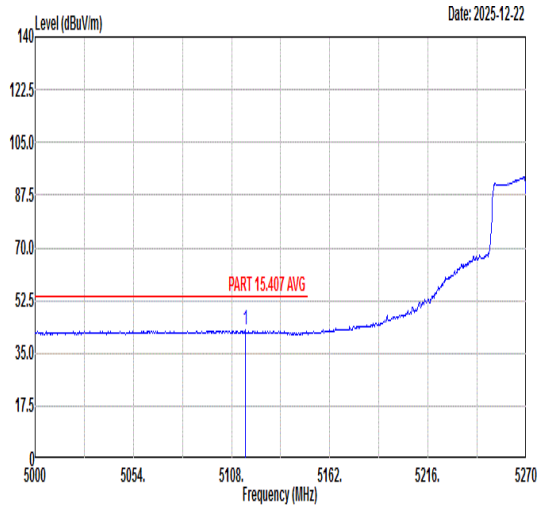 Freq Level Limit Line Margin (dB) Read Level Ant Factor Cable Loss Preamp Factor APos TPos Remark MHz dBuV/m dBuV/m dBuV dB/m dB dB cm deg 1 5115.56 42.57 54.00 -11.43 32.31 35.27 8.47 33.48 330 238 AVERAGE	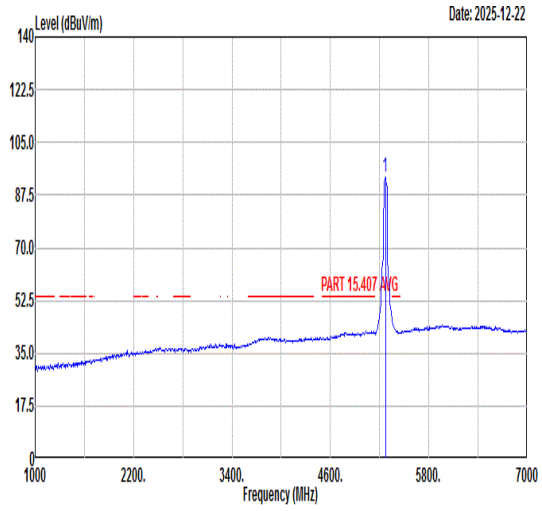 Freq Level Limit Line Margin (dB) Read Level Ant Factor Cable Loss Preamp Factor APos TPos Remark MHz dBuV/m dBuV/m dBuV dB/m dB dB cm deg 1 5270.00 93.58 ------ ------ 82.71 35.36 8.96 33.45 330 238 AVERAGE

Mode	65	
	Band Edge - R	
	U-NII-2A_5.25-5.35_802.11n HT40_CH54_Full_5270MHz	
ANT	23	
Pol.	Vertical	Fundamental
Peak	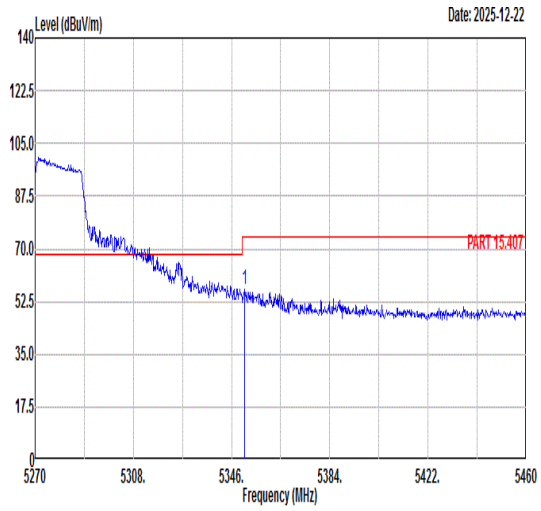 Freq Level Limit Line Margin (dB) Read Level Ant Factor Cable Loss Preamp Factor APos TPos Remark MHz dBuV/m dBuV/m dBuV dB/m dB dB cm deg 1 5351.13 56.54 74.00 -17.46 45.19 35.41 9.37 33.43 330 238 PEAK	Blank
Avg	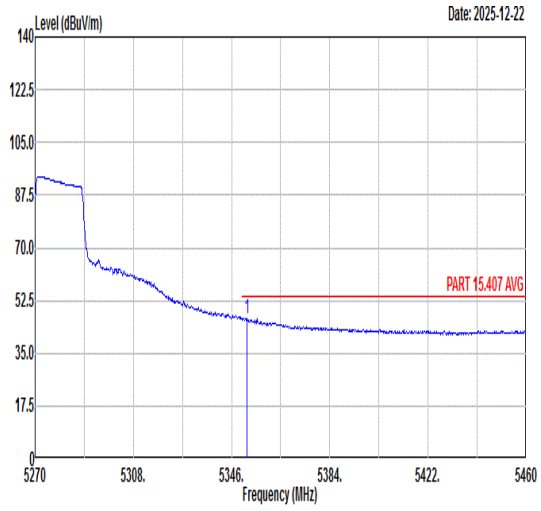 Freq Level Limit Line Margin (dB) Read Level Ant Factor Cable Loss Preamp Factor APos TPos Remark MHz dBuV/m dBuV/m dBuV dB/m dB dB cm deg 1 5351.89 46.59 54.00 -7.41 35.24 35.41 9.37 33.43 330 238 AVERAGE	Blank

Mode	66	
	Band Edge - L	
	U-NII-2A_5.25-5.35_802.11n HT40_CH62_Full_5310MHz	
ANT	23	
Pol.	Horizontal	Fundamental
Peak	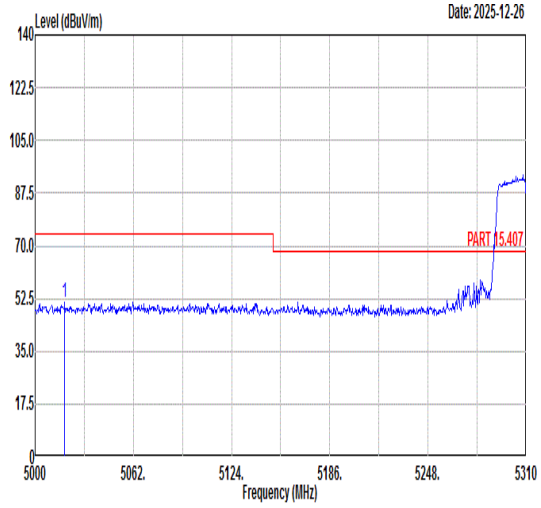 Freq Level Limit Line Margin (dB) Read Level Ant Factor Cable Loss Preamp Factor APos TPos Remark MHz dBuV/m dBuV/m dBuV dB/m dB dB cm deg 1 5018.60 51.17 74.00 -22.83 41.17 35.21 8.29 33.50 100 301 PEAK	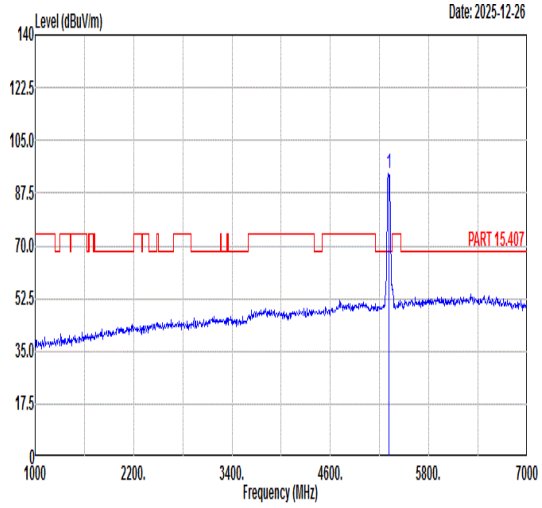 Freq Level Limit Line Margin (dB) Read Level Ant Factor Cable Loss Preamp Factor APos TPos Remark MHz dBuV/m dBuV/m dBuV dB/m dB dB cm deg 1 5310.00 93.84 ------ ------ 82.75 35.38 9.15 33.44 100 301 PEAK
Avg	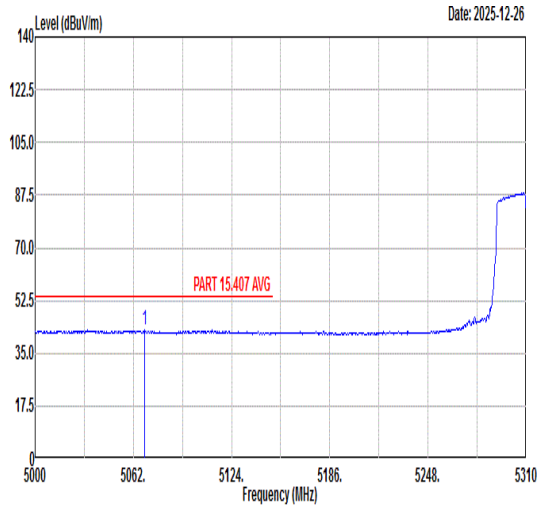 Freq Level Limit Line Margin (dB) Read Level Ant Factor Cable Loss Preamp Factor APos TPos Remark MHz dBuV/m dBuV/m dBuV dB/m dB dB cm deg 1 5069.13 42.75 54.00 -11.25 32.61 35.24 8.39 33.49 100 301 AVERAGE	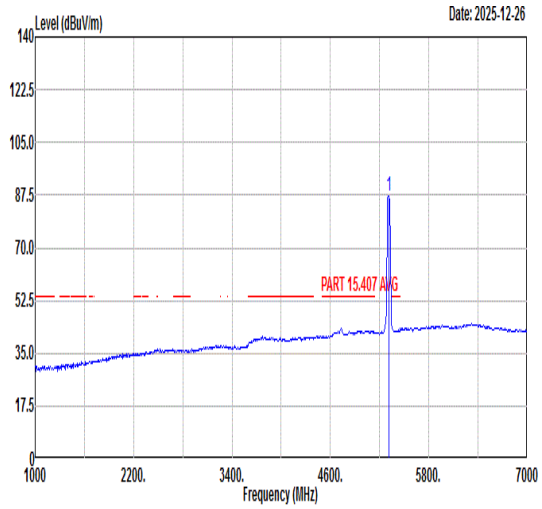 Freq Level Limit Line Margin (dB) Read Level Ant Factor Cable Loss Preamp Factor APos TPos Remark MHz dBuV/m dBuV/m dBuV dB/m dB dB cm deg 1 5310.00 87.39 ------ ------ 76.30 35.38 9.15 33.44 100 301 AVERAGE

Mode	66	
	Band Edge - R	
	U-NII-2A_5.25-5.35_802.11n HT40_CH62_Full_5310MHz	
ANT	23	
Pol.	Horizontal	Fundamental
Peak	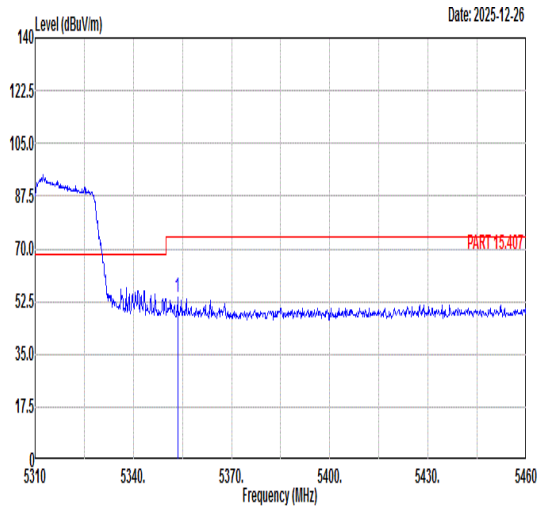 Freq Level Limit Line Margin (dB) Read Level Ant Factor Cable Loss Preamp Factor APos TPos Remark MHz dBuV/m dBuV/m dBuV dB/m dB dB cm deg 1 5353.50 54.00 74.00 -20.00 42.64 35.41 9.38 33.43 100 301 PEAK	Blank
Avg	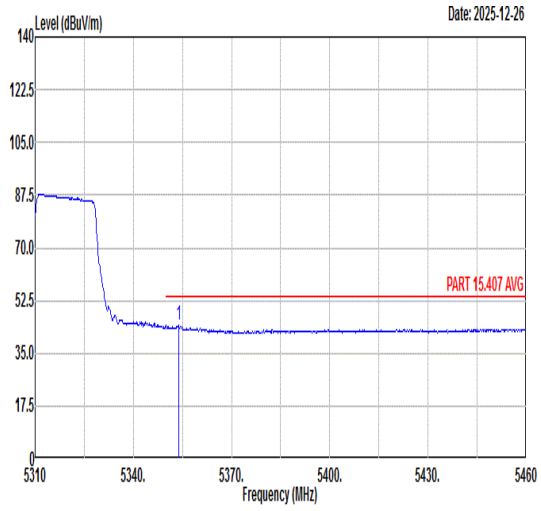 Freq Level Limit Line Margin (dB) Read Level Ant Factor Cable Loss Preamp Factor APos TPos Remark MHz dBuV/m dBuV/m dBuV dB/m dB dB cm deg 1 5353.95 44.13 54.00 -9.87 32.76 35.41 9.39 33.43 100 301 AVERAGE	Blank

Mode	66	
	Band Edge - L	
	U-NII-2A_5.25-5.35_802.11n HT40_CH62_Full_5310MHz	
ANT	23	
Pol.	Vertical	Fundamental
Peak	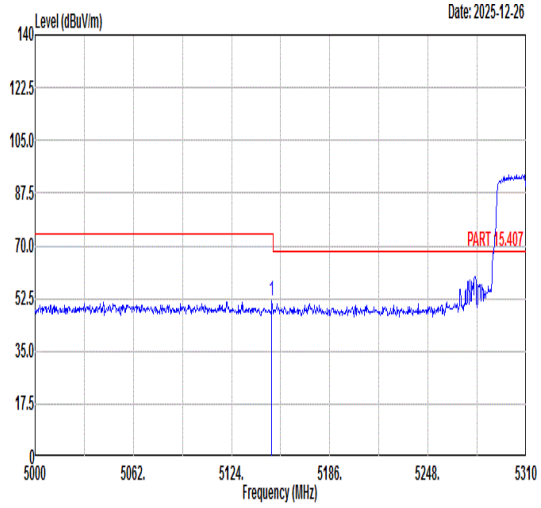 Freq Level Limit Line Margin (dB) Read Level Ant Factor Cable Loss Preamp Factor APos TPos Remark MHz dBuV/m dBuV/m dBuV dB/m dB dB cm deg 1 5149.42 51.68 74.00 -22.32 41.33 35.29 8.53 33.47 300 257 PEAK	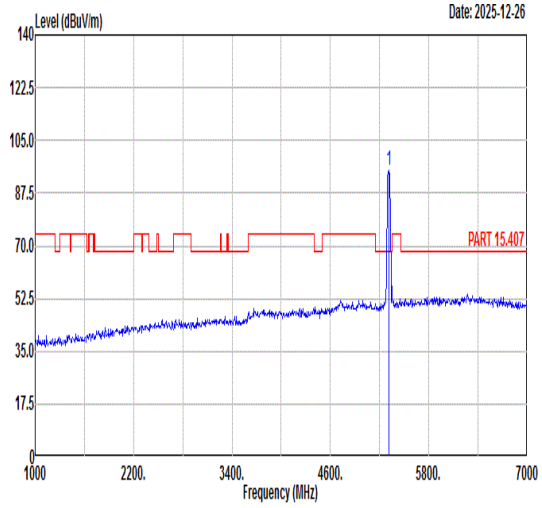 Freq Level Limit Line Margin (dB) Read Level Ant Factor Cable Loss Preamp Factor APos TPos Remark MHz dBuV/m dBuV/m dBuV dB/m dB dB cm deg 1 5310.00 94.83 ------ ------ 83.70 35.39 9.18 33.44 300 257 PEAK
Avg	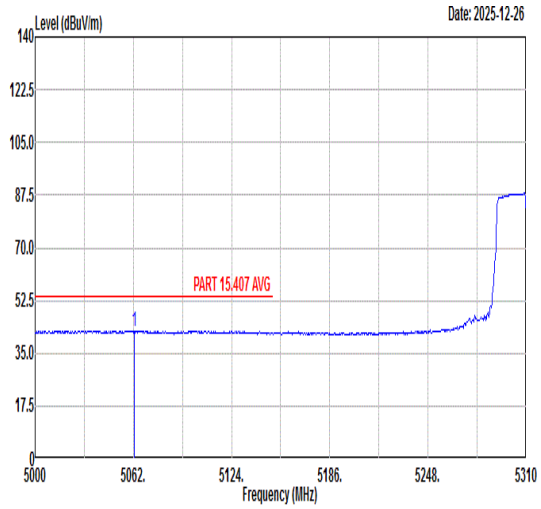 Freq Level Limit Line Margin (dB) Read Level Ant Factor Cable Loss Preamp Factor APos TPos Remark MHz dBuV/m dBuV/m dBuV dB/m dB dB cm deg 1 5062.62 42.47 54.00 -11.53 32.35 35.24 8.37 33.49 300 257 AVERAGE	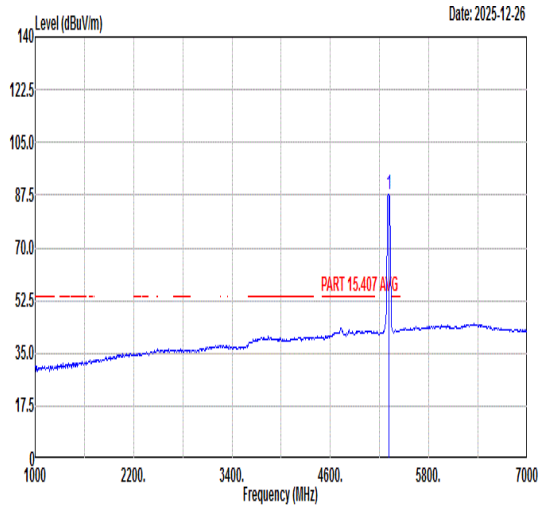 Freq Level Limit Line Margin (dB) Read Level Ant Factor Cable Loss Preamp Factor APos TPos Remark MHz dBuV/m dBuV/m dBuV dB/m dB dB cm deg 1 5310.00 87.88 ------ ------ 76.75 35.39 9.18 33.44 300 257 AVERAGE

Mode	66	
	Band Edge - R	
	U-NII-2A_5.25-5.35_802.11n HT40_CH62_Full_5310MHz	
ANT	23	
Pol.	Vertical	Fundamental
Peak	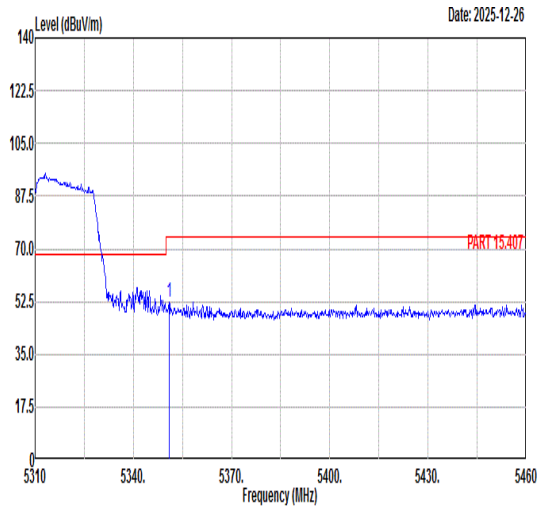 Freq Level Limit Line Margin (dB) Read Level Ant Factor Cable Loss Preamp Factor APos TPos Remark MHz dBuV/m dBuV/m dBuV dB/m dB dB cm deg 1 5350.95 52.22 74.00 -21.78 40.87 35.41 9.37 33.43 300 257 PEAK	Blank
Avg	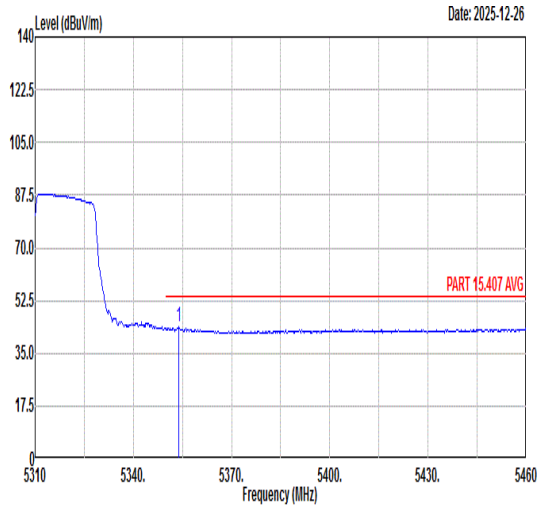 Freq Level Limit Line Margin (dB) Read Level Ant Factor Cable Loss Preamp Factor APos TPos Remark MHz dBuV/m dBuV/m dBuV dB/m dB dB cm deg 1 5353.95 43.81 54.00 -10.19 32.44 35.41 9.39 33.43 300 257 AVERAGE	Blank