Mode	67	
	Band Edge - L	
	U-NII-2C_5.47-5.725_802.11n HT40_CH102_Full_5510MHz	
ANT	23	
Pol.	Horizontal	Fundamental
Peak	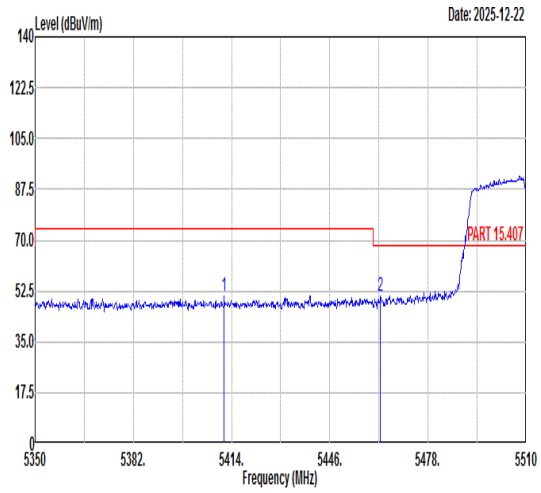 Freq Level Limit Line Margin (dB) Read Level Ant Factor Cable Loss Preamp Factor APos TPos Remark MHz dBuV/m dBuV/m dBuV dB/m dB dB cm deg 1 5411.60 50.53 74.00 -23.47 38.84 35.45 9.66 33.42 100 299 PEAK 2 5462.48 50.59 68.30 -17.71 38.83 35.48 9.69 33.41 100 299 PEAK	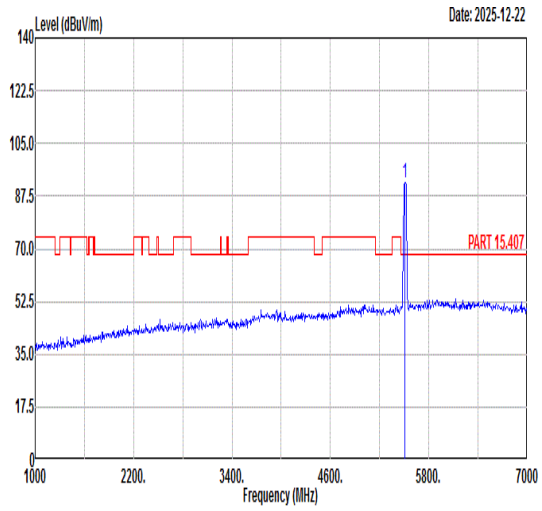 Freq Level Limit Line Margin (dB) Read Level Ant Factor Cable Loss Preamp Factor APos TPos Remark MHz dBuV/m dBuV/m dBuV dB/m dB dB cm deg 1 5510.00 91.91 ------ ------ 80.08 35.52 9.71 33.40 100 299 PEAK
Avg	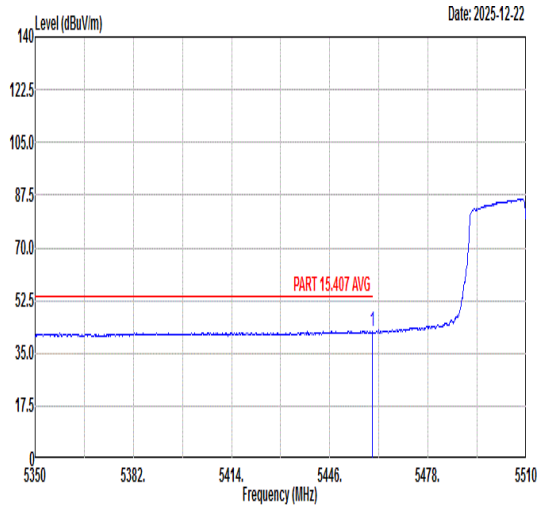 Freq Level Limit Line Margin (dB) Read Level Ant Factor Cable Loss Preamp Factor APos TPos Remark MHz dBuV/m dBuV/m dBuV dB/m dB dB cm deg 1 5459.76 42.38 54.00 -11.62 30.62 35.48 9.69 33.41 100 299 AVERAGE	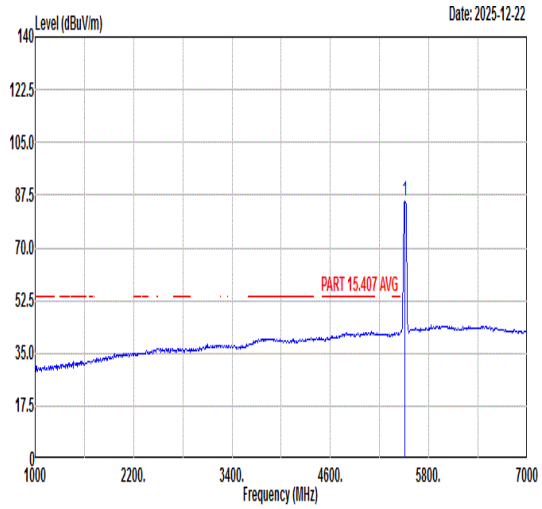 Freq Level Limit Line Margin (dB) Read Level Ant Factor Cable Loss Preamp Factor APos TPos Remark MHz dBuV/m dBuV/m dBuV dB/m dB dB cm deg 1 5510.00 85.74 ------ ------ 73.91 35.52 9.71 33.40 100 299 AVERAGE

Mode	67	
	Band Edge - R	
	U-NII-2C_5.47-5.725_802.11n HT40_CH102_Full_5510MHz	
ANT	23	
Pol.	Horizontal	Fundamental
Peak	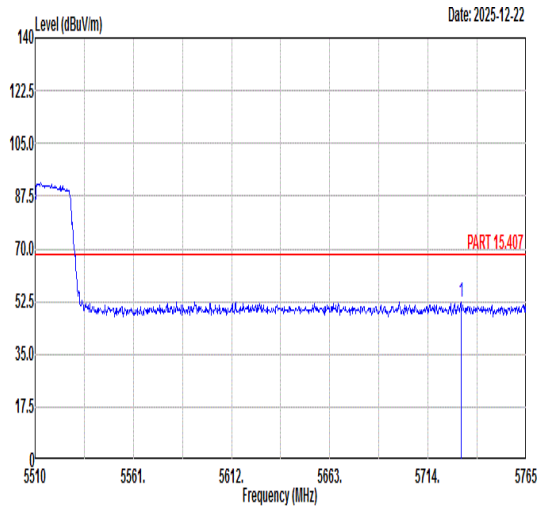 Freq Level Limit Line Margin (dB) Read Level Ant Factor Cable Loss Preamp Factor APos TPos Remark MHz dBuV/m dBuV/m dBuV dB/m dB dB cm deg 1 5731.09 52.13 68.30 -16.17 39.73 35.82 10.03 33.45 100 299 PEAK	Blank

Mode	67	
	Band Edge - L	
	U-NII-2C_5.47-5.725_802.11n HT40_CH102_Full_5510MHz	
ANT	23	
Pol.	Vertical	Fundamental
Peak	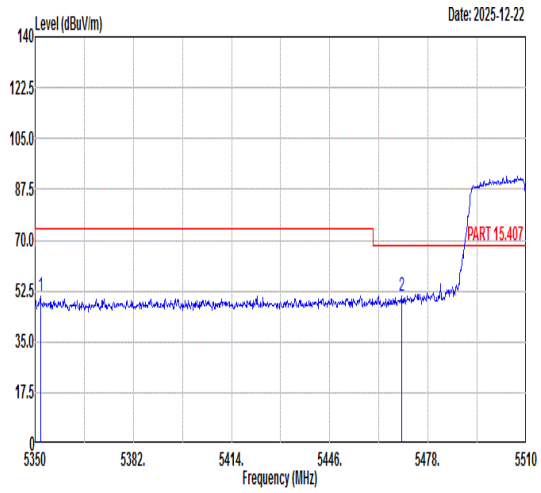 Freq Level Limit Line Margin (dB) Read Level Ant Factor Cable Loss Preamp Factor APos TPos Remark 1 5351.76 50.88 74.00 -23.12 39.53 35.41 9.37 33.43 315 235 PEAK 2 5469.52 50.48 68.30 -17.82 38.72 35.48 9.69 33.41 315 235 PEAK	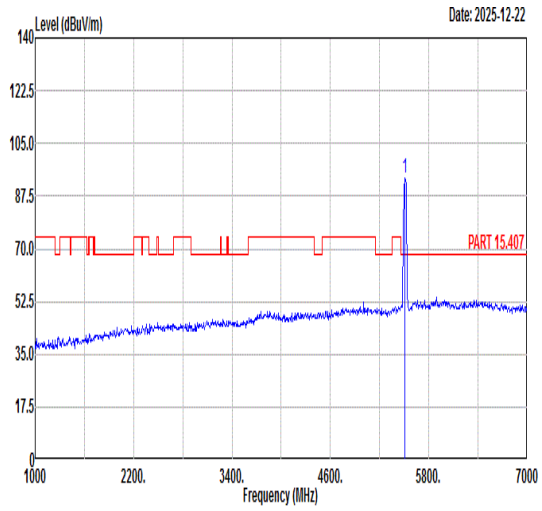 Freq Level Limit Line Margin (dB) Read Level Ant Factor Cable Loss Preamp Factor APos TPos Remark 1 5510.00 93.76 ------ ------ 81.93 35.52 9.71 33.40 315 235 PEAK
Avg	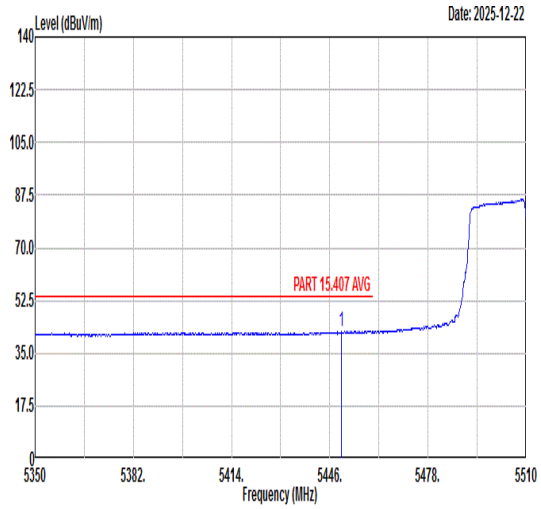 Freq Level Limit Line Margin (dB) Read Level Ant Factor Cable Loss Preamp Factor APos TPos Remark 1 5449.68 42.34 54.00 -11.66 30.60 35.47 9.68 33.41 315 235 AVERAGE	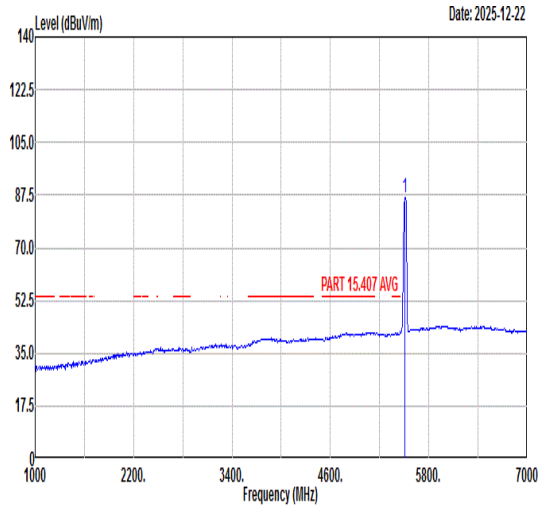 Freq Level Limit Line Margin (dB) Read Level Ant Factor Cable Loss Preamp Factor APos TPos Remark 1 5510.00 86.51 ------ ------ 74.66 35.53 9.72 33.40 315 235 AVERAGE

Mode	67	
	Band Edge - R	
	U-NII-2C_5.47-5.725_802.11n HT40_CH102_Full_5510MHz	
ANT	23	
Pol.	Vertical	Fundamental
Peak	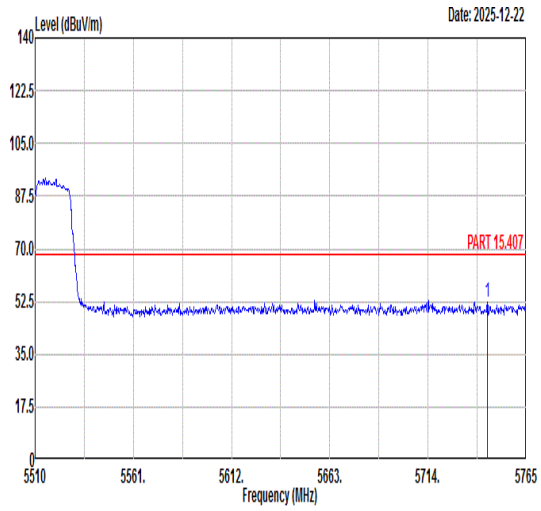 Freq Level Limit Line Margin (dB) Read Level Ant Factor Cable Loss Preamp Factor APos TPos Remark MHz dBuV/m dBuV/m dBuV dB/m dB dB cm deg 1 5744.86 52.18 68.30 -16.12 39.73 35.84 10.06 33.45 315 235 PEAK	Blank

Mode	68
	Band Edge - L
	U-NII-2C_5.47-5.725_802.11n HT40_CH134_Full_5670MHz
ANT	23

Pol.	Horizontal	Fundamental
Peak	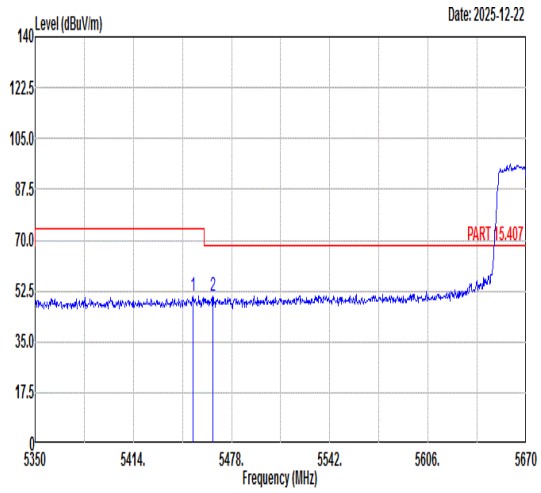 Freq Level Limit Line Margin (dB) Read Level Ant Factor Cable Loss Preamp Factor APos TPos Remark MHz dBuV/m dBuV/m dBuV dB/m dB dB cm deg 1 5452.72 50.61 74.00 -23.39 38.87 35.47 9.68 33.41 101 297 PEAK 2 5465.84 50.46 68.30 -17.84 38.70 35.48 9.69 33.41 101 297 PEAK	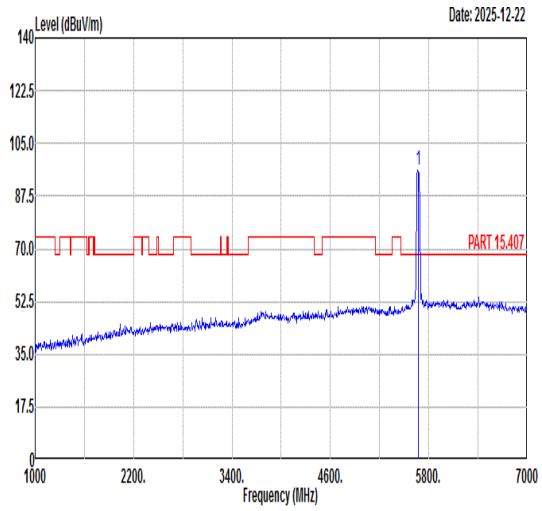 Freq Level Limit Line Margin (dB) Read Level Ant Factor Cable Loss Preamp Factor APos TPos Remark MHz dBuV/m dBuV/m dBuV dB/m dB dB cm deg 1 5670.00 96.17 ------ ------ 83.98 35.73 9.89 33.43 101 297 PEAK
Avg	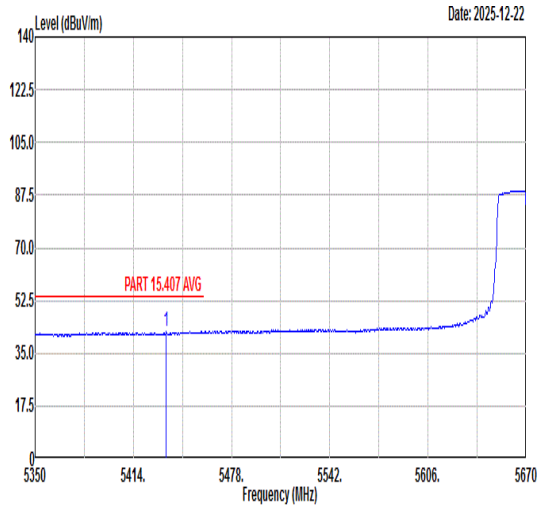 Freq Level Limit Line Margin (dB) Read Level Ant Factor Cable Loss Preamp Factor APos TPos Remark MHz dBuV/m dBuV/m dBuV dB/m dB dB cm deg 1 5435.44 42.17 54.00 -11.83 30.45 35.46 9.67 33.41 101 297 AVERAGE	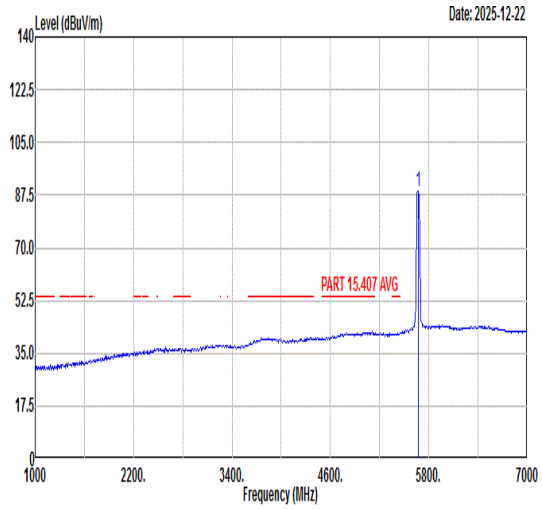 Freq Level Limit Line Margin (dB) Read Level Ant Factor Cable Loss Preamp Factor APos TPos Remark MHz dBuV/m dBuV/m dBuV dB/m dB dB cm deg 1 5670.00 88.76 ------ ------ 76.57 35.73 9.89 33.43 101 297 AVERAGE

Mode	68	
	Band Edge - R	
	U-NII-2C_5.47-5.725_802.11n HT40_CH134_Full_5670MHz	
ANT	23	
Pol.	Horizontal	Fundamental
Peak	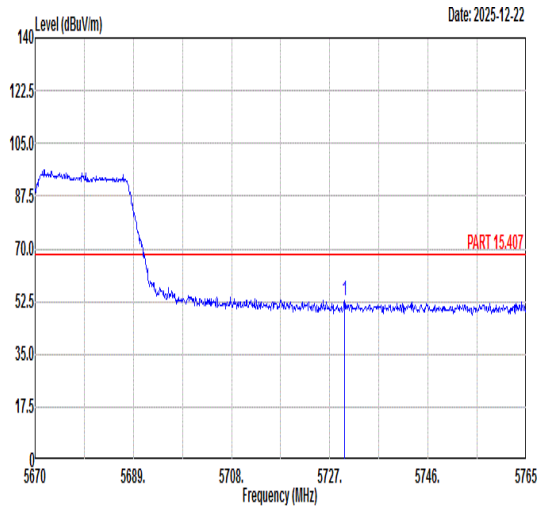 Freq Level Limit Line Margin (dB) Read Level Ant Factor Cable Loss Preamp Factor APos TPos Remark MHz dBuV/m dBuV/m dBuV dB/m dB dB cm deg 1 5729.85 53.08 68.30 -15.22 40.68 35.82 10.03 33.45 101 297 PEAK	Blank

Mode	68
	Band Edge - L
	U-NII-2C_5.47-5.725_802.11n HT40_CH134_Full_5670MHz
ANT	23

Pol.	Vertical	Fundamental
Peak	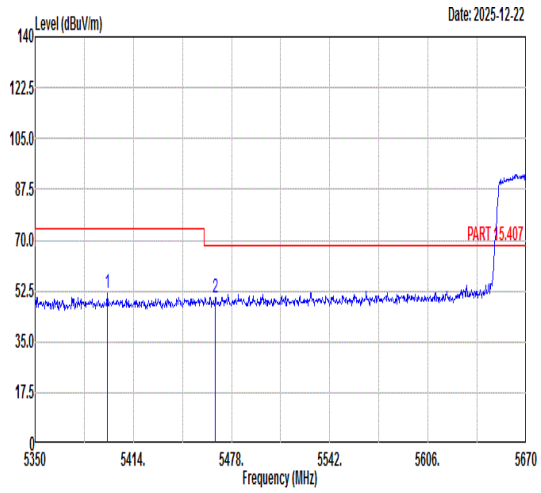 Freq Level Limit Line Margin (dB) Read Level Ant Factor Cable Loss Preamp Factor APos TPos Remark 1 5397.04 51.61 74.00 -22.39 39.98 35.44 9.61 33.42 326 254 PEAK 2 5467.44 50.45 68.30 -17.85 38.69 35.48 9.69 33.41 326 254 PEAK	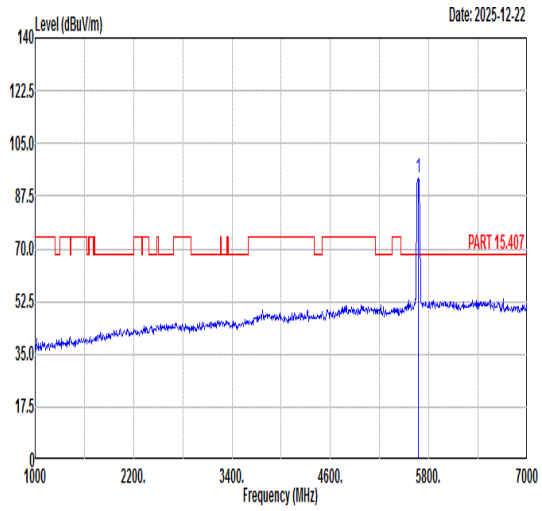 Freq Level Limit Line Margin (dB) Read Level Ant Factor Cable Loss Preamp Factor APos TPos Remark 1 5670.00 93.54 ------ ------ 81.33 35.74 9.90 33.43 326 254 PEAK
Avg	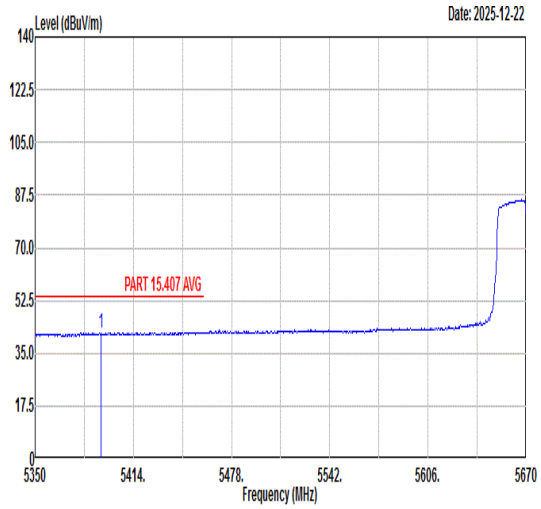 Freq Level Limit Line Margin (dB) Read Level Ant Factor Cable Loss Preamp Factor APos TPos Remark 1 5392.88 41.99 54.00 -12.01 30.38 35.44 9.59 33.42 326 254 AVERAGE	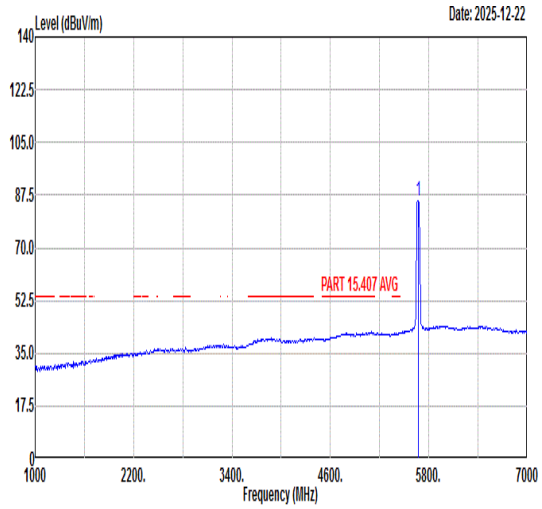 Freq Level Limit Line Margin (dB) Read Level Ant Factor Cable Loss Preamp Factor APos TPos Remark 1 5670.00 85.52 ------ ------ 73.31 35.74 9.90 33.43 326 254 AVERAGE

Mode	68	
	Band Edge - R	
	U-NII-2C_5.47-5.725_802.11n HT40_CH134_Full_5670MHz	
ANT	23	
Pol.	Vertical	Fundamental
Peak	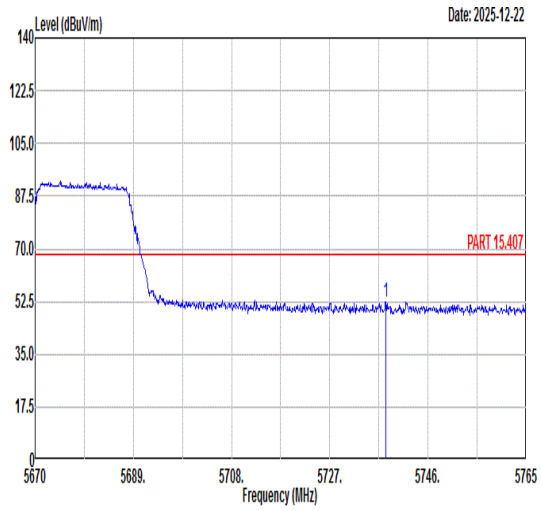 Freq Level Limit Line Margin (dB) Read Level Ant Factor Cable Loss Preamp Factor APos TPos Remark MHz dBuV/m dBuV/m dBuV dB/m dB dB cm deg 1 5737.83 52.53 68.30 -15.77 40.10 35.83 10.05 33.45 326 254 PEAK	Blank

Mode	69	
	Band Edge - L	
	U-NII-1_5.15-5.25_802.11ac VHT80_CH42_Full_5210MHz	
ANT	23	
Pol.	Horizontal	Fundamental
Peak	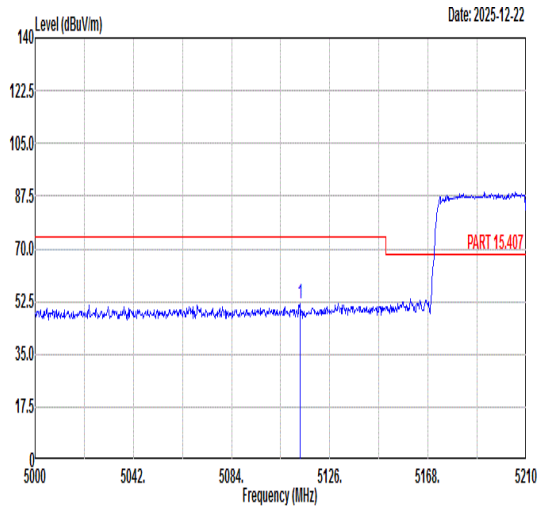 Freq Level Limit Line Margin (dB) Read Level Ant Factor Cable Loss Preamp Factor APos TPos Remark MHz dBuV/m dBuV/m dBuV dB/m dB dB cm deg 1 5113.40 51.61 74.00 -22.39 41.35 35.27 8.47 33.48 123 300 PEAK	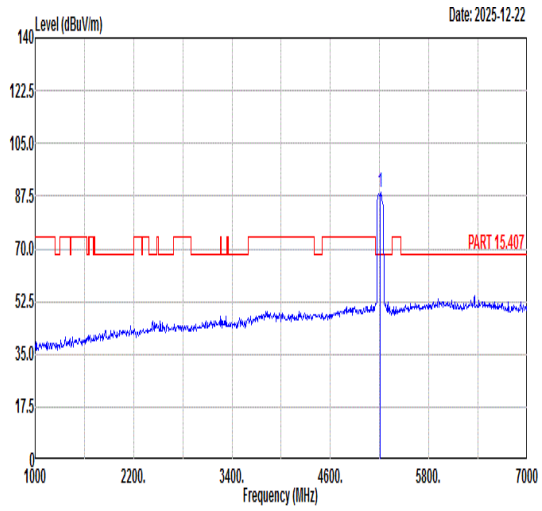 Freq Level Limit Line Margin (dB) Read Level Ant Factor Cable Loss Preamp Factor APos TPos Remark MHz dBuV/m dBuV/m dBuV dB/m dB dB cm deg 1 5210.00 88.59 ------ ------ 78.04 35.33 8.68 33.46 123 300 PEAK
Avg	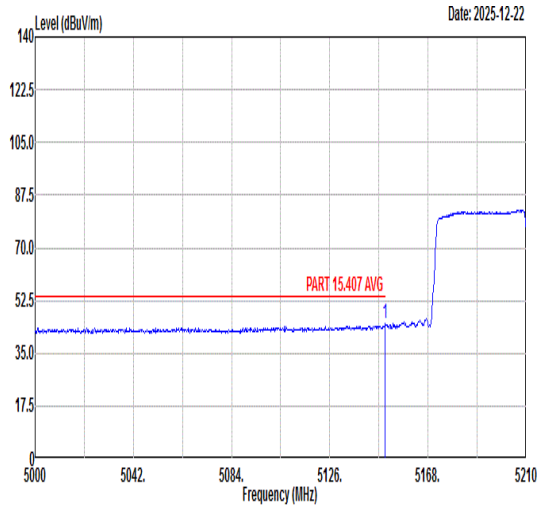 Freq Level Limit Line Margin (dB) Read Level Ant Factor Cable Loss Preamp Factor APos TPos Remark MHz dBuV/m dBuV/m dBuV dB/m dB dB cm deg 1 5149.73 44.77 54.00 -9.23 34.41 35.29 8.54 33.47 123 300 AVERAGE	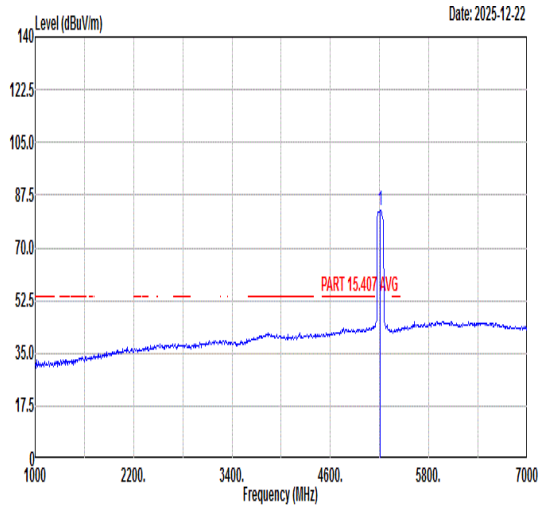 Freq Level Limit Line Margin (dB) Read Level Ant Factor Cable Loss Preamp Factor APos TPos Remark MHz dBuV/m dBuV/m dBuV dB/m dB dB cm deg 1 5210.00 82.33 ------ ------ 71.78 35.33 8.68 33.46 123 300 AVERAGE

Mode	69	
	Band Edge - R	
	U-NII-1_5.15-5.25_802.11ac VHT80_CH42_Full_5210MHz	
ANT	23	
Pol.	Horizontal	Fundamental
Peak	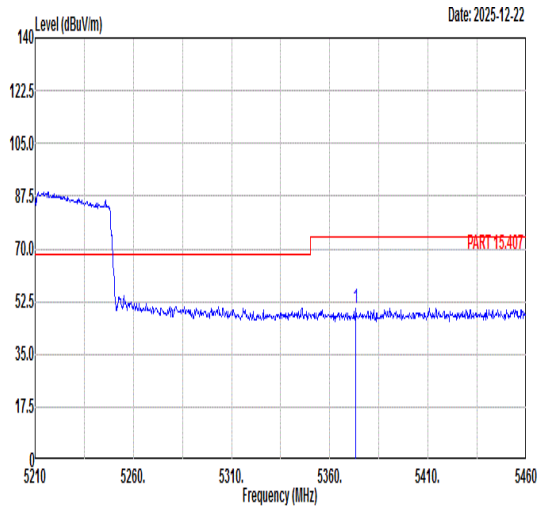 Freq Level Limit Line Margin (dB) Read Level Ant Factor Cable Loss Preamp Factor APos TPos Remark MHz dBuV/m dBuV/m dBuV dB/m dB dB cm deg 1 5373.25 50.39 74.00 -23.61 38.91 35.42 9.49 33.43 123 300 PEAK	Blank
Avg	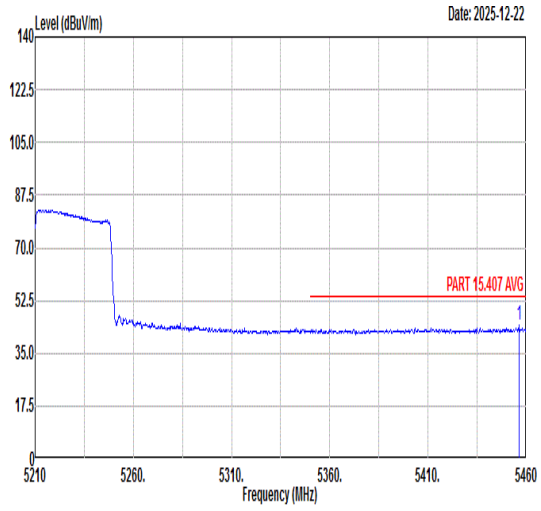 Freq Level Limit Line Margin (dB) Read Level Ant Factor Cable Loss Preamp Factor APos TPos Remark MHz dBuV/m dBuV/m dBuV dB/m dB dB cm deg 1 5456.50 44.38 54.00 -9.62 32.63 35.47 9.69 33.41 123 300 AVERAGE	Blank

Mode	69	
	Band Edge - L	
	U-NII-1_5.15-5.25_802.11ac VHT80_CH42_Full_5210MHz	
ANT	23	
Pol.	Vertical	Fundamental
Peak	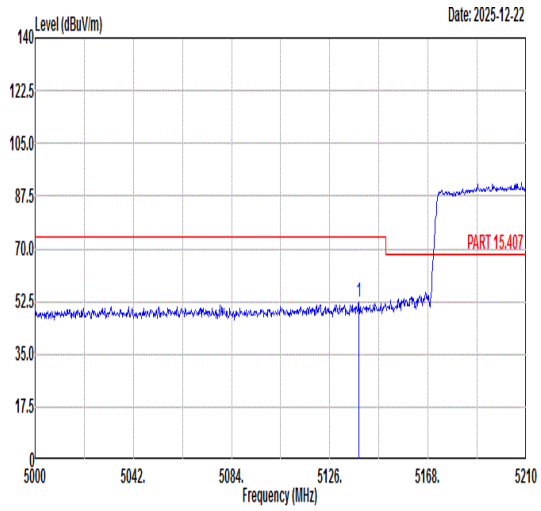 Freq Level Limit Line Margin (dB) Read Level Ant Factor Cable Loss Preamp Factor APos TPos Remark MHz dBuV/m dBuV/m dBuV dB/m dB dB cm deg 1 5138.39 52.20 74.00 -21.80 41.88 35.28 8.51 33.47 300 238 PEAK	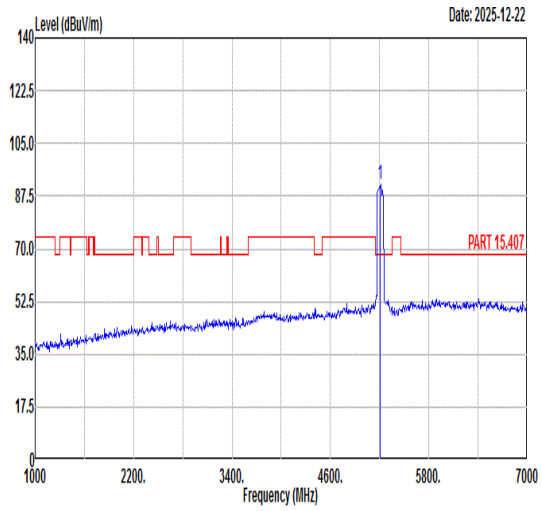 Freq Level Limit Line Margin (dB) Read Level Ant Factor Cable Loss Preamp Factor APos TPos Remark MHz dBuV/m dBuV/m dBuV dB/m dB dB cm deg 1 5210.00 91.26 ------ ------ 80.74 35.33 8.65 33.46 300 238 PEAK
Avg	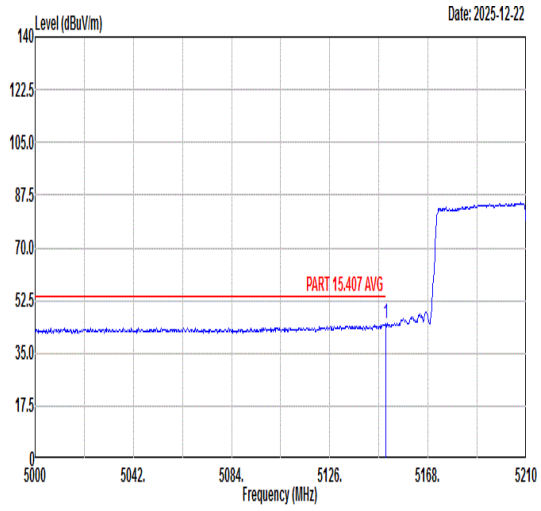 Freq Level Limit Line Margin (dB) Read Level Ant Factor Cable Loss Preamp Factor APos TPos Remark MHz dBuV/m dBuV/m dBuV dB/m dB dB cm deg 1 5149.94 44.81 54.00 -9.19 34.45 35.29 8.54 33.47 300 238 AVERAGE	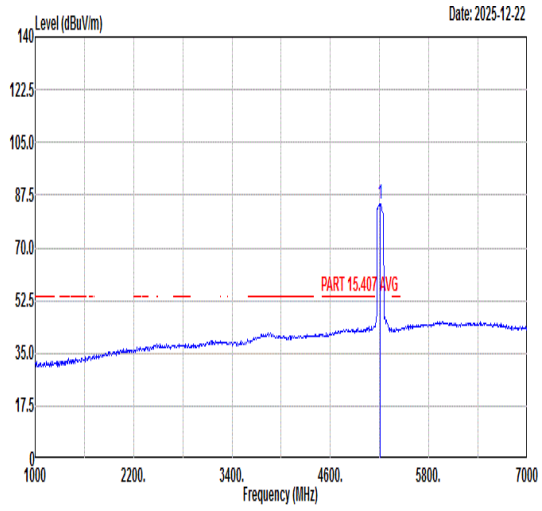 Freq Level Limit Line Margin (dB) Read Level Ant Factor Cable Loss Preamp Factor APos TPos Remark MHz dBuV/m dBuV/m dBuV dB/m dB dB cm deg 1 5210.00 84.73 ------ ------ 74.21 35.33 8.65 33.46 300 238 AVERAGE

Mode	69	
	Band Edge - R	
	U-NII-1_5.15-5.25_802.11ac VHT80_CH42_Full_5210MHz	
ANT	23	
Pol.	Vertical	Fundamental
Peak	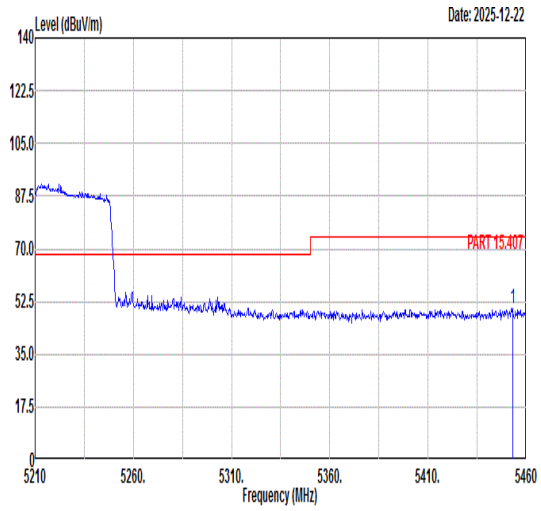 Freq Level Limit Line Margin (dB) Read Level Ant Factor Cable Loss Preamp Factor APos TPos Remark MHz dBuV/m dBuV/m dBuV dB/m dB dB cm deg 1 5453.00 50.26 74.00 -23.74 38.52 35.47 9.68 33.41 300 238 PEAK	Blank
Avg	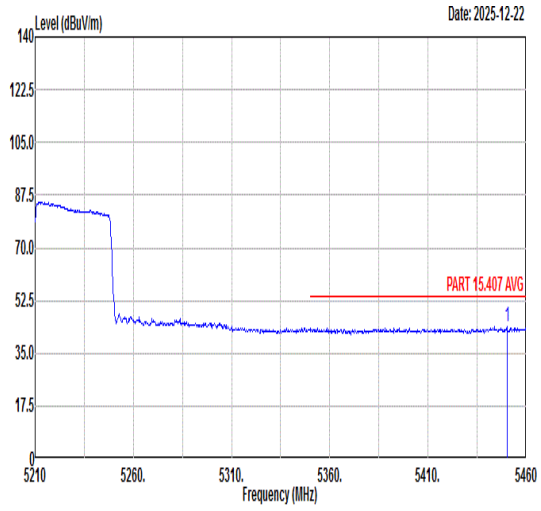 Freq Level Limit Line Margin (dB) Read Level Ant Factor Cable Loss Preamp Factor APos TPos Remark MHz dBuV/m dBuV/m dBuV dB/m dB dB cm deg 1 5450.25 43.63 54.00 -10.37 31.89 35.47 9.68 33.41 300 238 AVERAGE	Blank

Mode	70	
	Band Edge - L	
	U-NII-2A_5.25-5.35_802.11ac VHT80_CH58_Full_5290MHz	
ANT	23	
Pol.	Horizontal	Fundamental
Peak	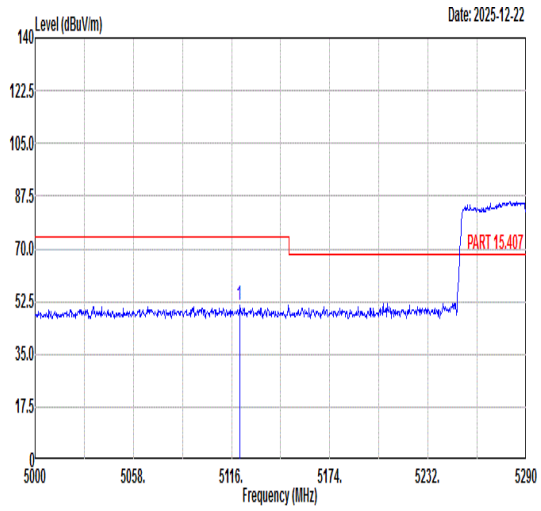 Freq Level Limit Line Margin (dB) Read Level Ant Factor Cable Loss Preamp Factor APos TPos Remark MHz dBuV/m dBuV/m dBuV dB/m dB dB cm deg 1 5120.64 51.42 74.00 -22.58 41.15 35.27 8.48 33.48 302 289 PEAK	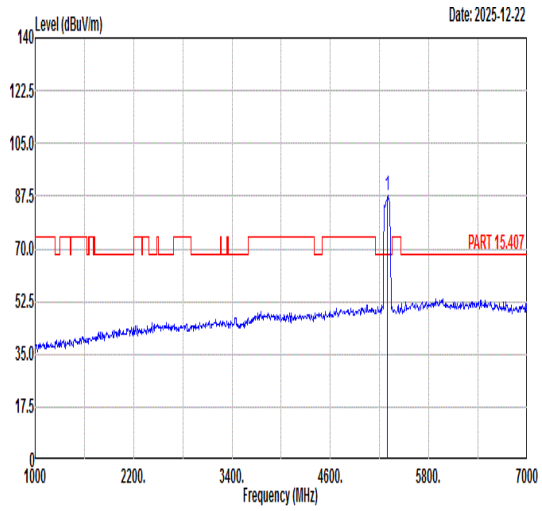 Freq Level Limit Line Margin (dB) Read Level Ant Factor Cable Loss Preamp Factor APos TPos Remark MHz dBuV/m dBuV/m dBuV dB/m dB dB cm deg 1 5290.00 87.73 ------ ------ 76.64 35.38 9.15 33.44 302 289 PEAK
Avg	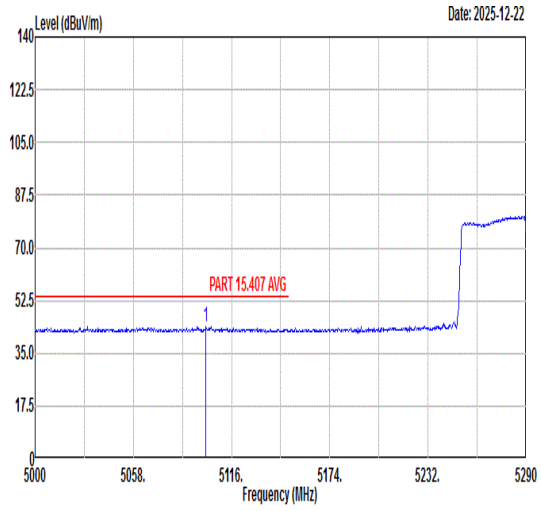 Freq Level Limit Line Margin (dB) Read Level Ant Factor Cable Loss Preamp Factor APos TPos Remark MHz dBuV/m dBuV/m dBuV dB/m dB dB cm deg 1 5100.92 43.69 54.00 -10.31 33.47 35.26 8.44 33.48 302 289 AVERAGE	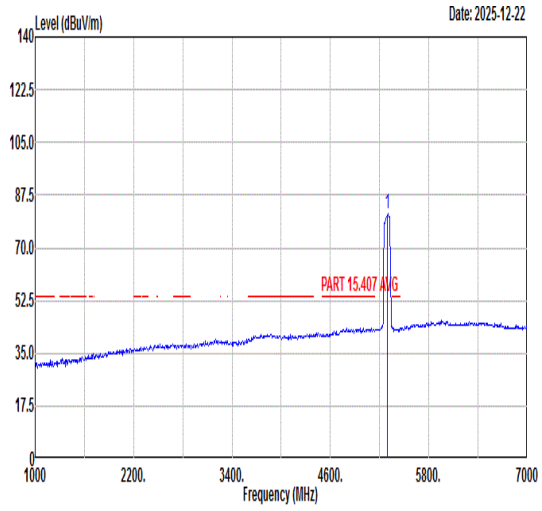 Freq Level Limit Line Margin (dB) Read Level Ant Factor Cable Loss Preamp Factor APos TPos Remark MHz dBuV/m dBuV/m dBuV dB/m dB dB cm deg 1 5290.00 81.27 ------ ------ 70.21 35.38 9.12 33.44 302 289 AVERAGE

Mode	70	
	Band Edge - R	
	U-NII-2A_5.25-5.35_802.11ac VHT80_CH58_Full_5290MHz	
ANT	23	
Pol.	Horizontal	Fundamental
Peak	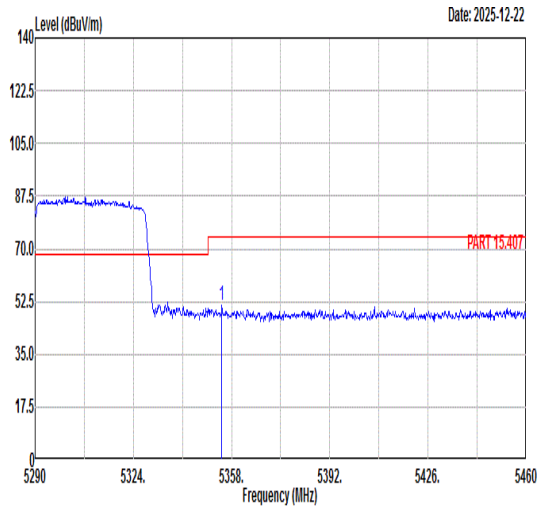 Freq Level Limit Line Margin (dB) Read Level Ant Factor Cable Loss Preamp Factor APos TPos Remark MHz dBuV/m dBuV/m dBuV dB/m dB dB cm deg 1 5354.60 51.31 74.00 -22.69 39.94 35.41 9.39 33.43 302 289 PEAK	Blank
Avg	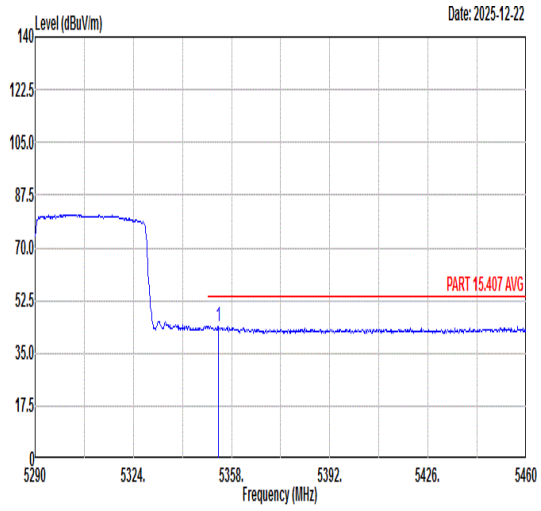 Freq Level Limit Line Margin (dB) Read Level Ant Factor Cable Loss Preamp Factor APos TPos Remark MHz dBuV/m dBuV/m dBuV dB/m dB dB cm deg 1 5353.41 43.97 54.00 -10.03 32.61 35.41 9.38 33.43 302 289 AVERAGE	Blank

Mode	70
	Band Edge - L
	U-NII-2A_5.25-5.35_802.11ac VHT80_CH58_Full_5290MHz
ANT	23

Pol.	Vertical	Fundamental
Peak	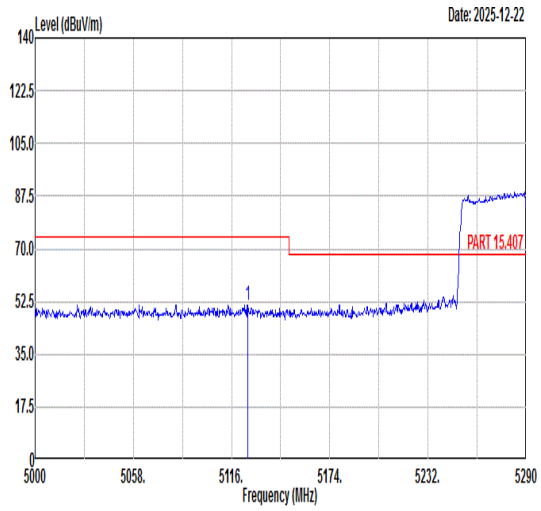 Freq Level Limit Line Margin (dB) Read Level Ant Factor Cable Loss Preamp Factor APos TPos Remark MHz dBuV/m dBuV/m dBuV dB/m dB dB cm deg 1 5125.57 51.46 74.00 -22.54 41.16 35.28 8.49 33.47 314 243 PEAK	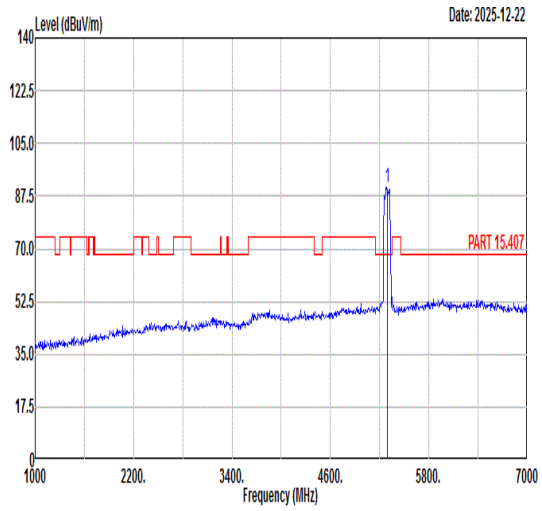 Freq Level Limit Line Margin (dB) Read Level Ant Factor Cable Loss Preamp Factor APos TPos Remark MHz dBuV/m dBuV/m dBuV dB/m dB dB cm deg 1 5290.00 90.39 ------ ------ 79.47 35.37 8.99 33.44 314 243 PEAK
Avg	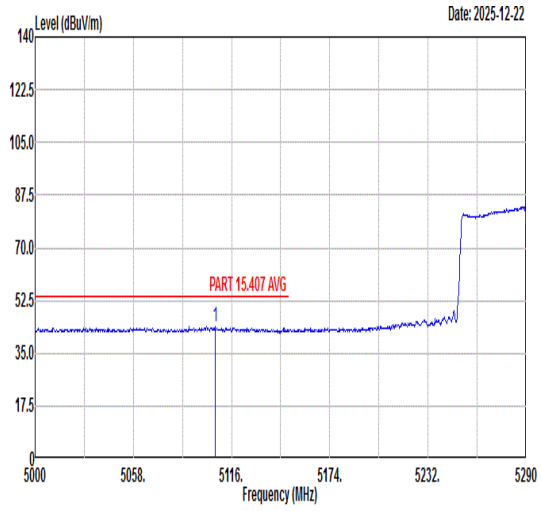 Freq Level Limit Line Margin (dB) Read Level Ant Factor Cable Loss Preamp Factor APos TPos Remark MHz dBuV/m dBuV/m dBuV dB/m dB dB cm deg 1 5106.14 43.81 54.00 -10.19 33.58 35.26 8.45 33.48 314 243 AVERAGE	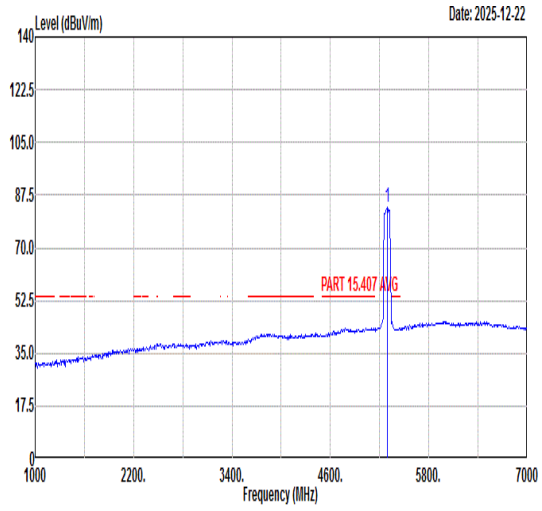 Freq Level Limit Line Margin (dB) Read Level Ant Factor Cable Loss Preamp Factor APos TPos Remark MHz dBuV/m dBuV/m dBuV dB/m dB dB cm deg 1 5290.00 83.47 ------ ------ 72.49 35.37 9.05 33.44 314 243 AVERAGE

Mode	70	
	Band Edge - R	
	U-NII-2A_5.25-5.35_802.11ac VHT80_CH58_Full_5290MHz	
ANT	23	
Pol.	Vertical	Fundamental
Peak	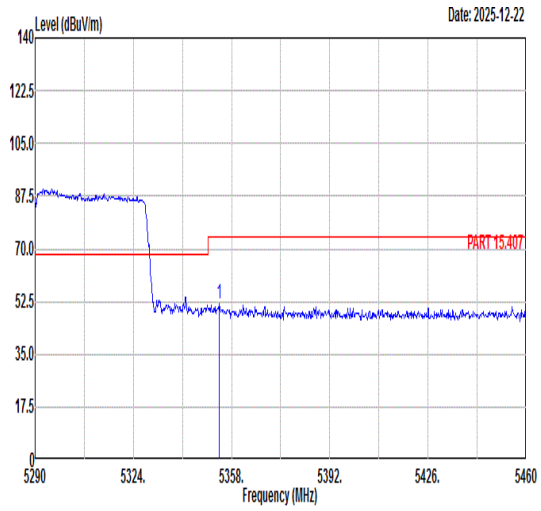 Freq Level Limit Line Margin (dB) Read Level Ant Factor Cable Loss Preamp Factor APos TPos Remark MHz dBuV/m dBuV/m dBuV dB/m dB dB cm deg 1 5353.75 51.77 74.00 -22.23 40.41 35.41 9.38 33.43 314 243 PEAK	Blank
Avg	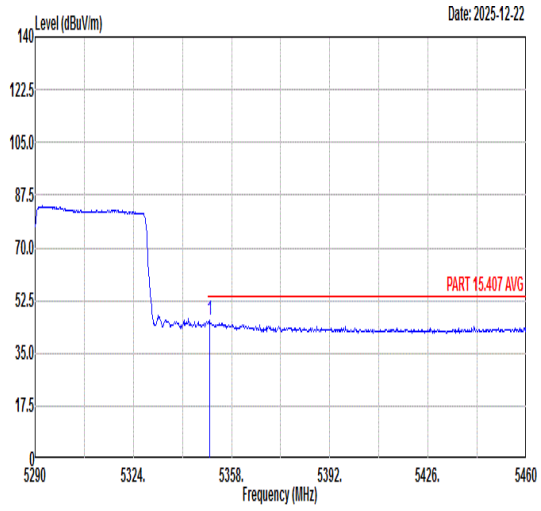 Freq Level Limit Line Margin (dB) Read Level Ant Factor Cable Loss Preamp Factor APos TPos Remark MHz dBuV/m dBuV/m dBuV dB/m dB dB cm deg 1 5350.52 46.17 54.00 -7.83 34.82 35.41 9.37 33.43 314 243 AVERAGE	Blank

Mode	71	
	Band Edge - L	
	U-NII-2C_5.47-5.725_802.11ac VHT80_CH106_Full_5530MHz	
ANT	23	
Pol.	Horizontal	Fundamental
Peak	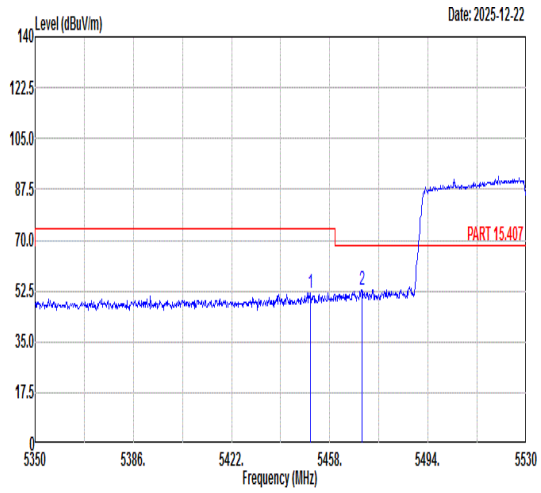 Freq Level Limit Line Margin (dB) Read Level Ant Factor Cable Loss Preamp Factor APos TPos Remark MHz dBuV/m dBuV/m dBuV dB/m dB dB cm deg 1 5450.80 51.98 74.00 -22.02 40.24 35.47 9.68 33.41 100 295 PEAK 2 5469.70 52.70 68.30 -15.60 40.94 35.48 9.69 33.41 100 295 PEAK	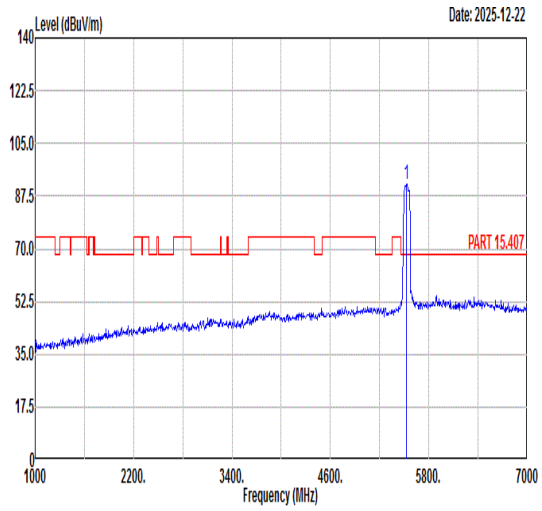 Freq Level Limit Line Margin (dB) Read Level Ant Factor Cable Loss Preamp Factor APos TPos Remark MHz dBuV/m dBuV/m dBuV dB/m dB dB cm deg 1 5530.00 91.62 ------ ------ 79.77 35.53 9.72 33.40 100 295 PEAK
Avg	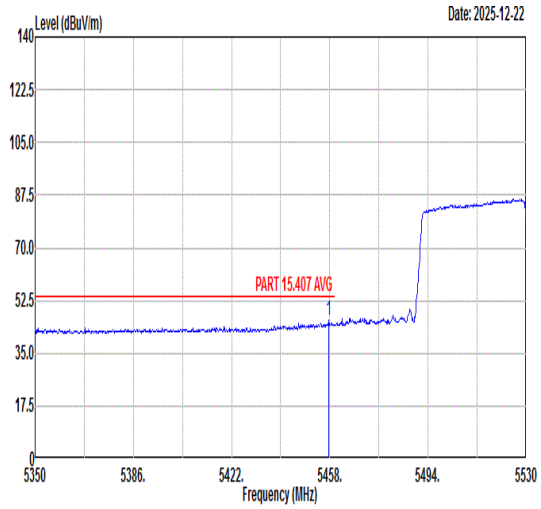 Freq Level Limit Line Margin (dB) Read Level Ant Factor Cable Loss Preamp Factor APos TPos Remark MHz dBuV/m dBuV/m dBuV dB/m dB dB cm deg 1 5457.64 45.93 54.00 -8.07 34.18 35.47 9.69 33.41 100 295 AVERAGE	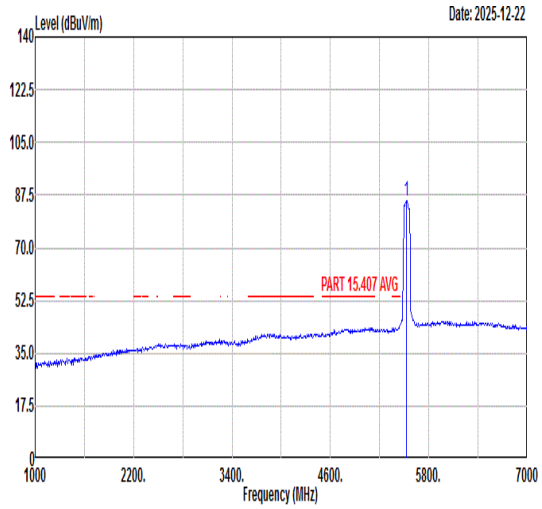 Freq Level Limit Line Margin (dB) Read Level Ant Factor Cable Loss Preamp Factor APos TPos Remark MHz dBuV/m dBuV/m dBuV dB/m dB dB cm deg 1 5530.00 85.76 ------ ------ 73.91 35.54 9.72 33.41 100 295 AVERAGE

Mode	71	
	Band Edge - R	
	U-NII-2C_5.47-5.725_802.11ac VHT80_CH106_Full_5530MHz	
ANT	23	
Pol.	Horizontal	Fundamental
Peak	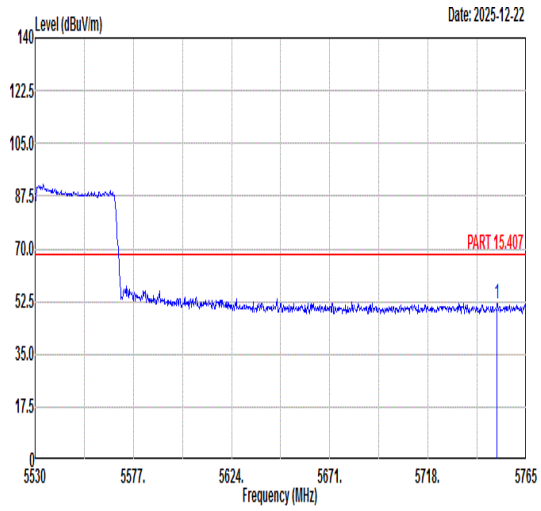 Freq Level Limit Line Margin (dB) Read Level Ant Factor Cable Loss Preamp Factor APos TPos Remark MHz dBuV/m dBuV/m dBuV dB/m dB dB cm deg 1 5751.14 51.86 68.30 -16.44 39.39 35.85 10.07 33.45 100 295 PEAK	Blank

Mode	71	
	Band Edge - L	
	U-NII-2C_5.47-5.725_802.11ac VHT80_CH106_Full_5530MHz	
ANT	23	
Pol.	Vertical	Fundamental
Peak	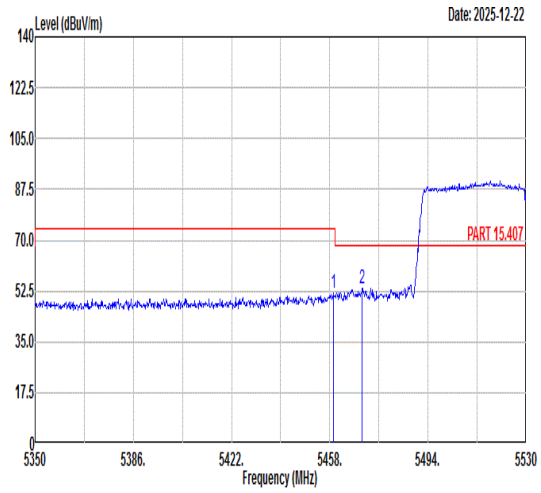 Freq Level Limit Line Margin (dB) Read Level Ant Factor Cable Loss Preamp Factor APos TPos Remark MHz dBuV/m dBuV/m dBuV dB/m dB dB cm deg 1 5459.44 51.62 74.00 -22.38 39.86 35.48 9.69 33.41 336 242 PEAK 2 5469.88 53.32 68.30 -14.98 41.56 35.48 9.69 33.41 336 242 PEAK	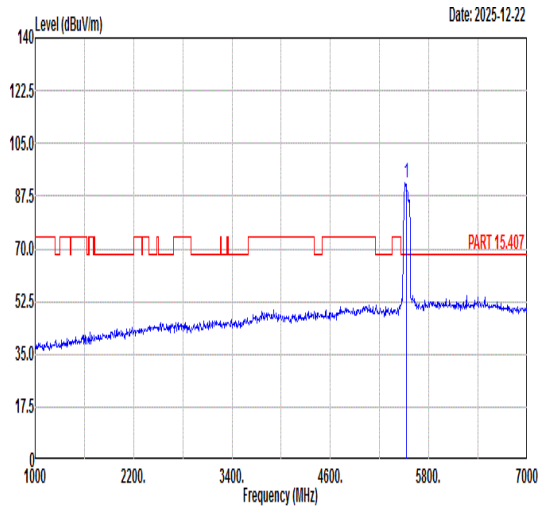 Freq Level Limit Line Margin (dB) Read Level Ant Factor Cable Loss Preamp Factor APos TPos Remark MHz dBuV/m dBuV/m dBuV dB/m dB dB cm deg 1 5530.00 91.78 ------ ------ 79.95 35.52 9.71 33.40 336 242 PEAK
Avg	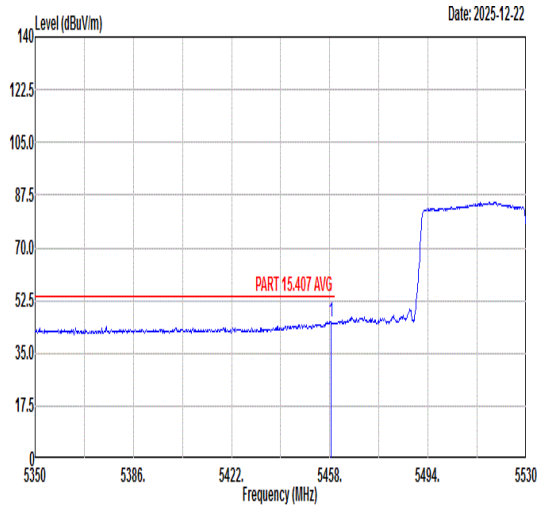 Freq Level Limit Line Margin (dB) Read Level Ant Factor Cable Loss Preamp Factor APos TPos Remark MHz dBuV/m dBuV/m dBuV dB/m dB dB cm deg 1 5458.54 45.47 54.00 -8.53 33.71 35.48 9.69 33.41 336 242 AVERAGE	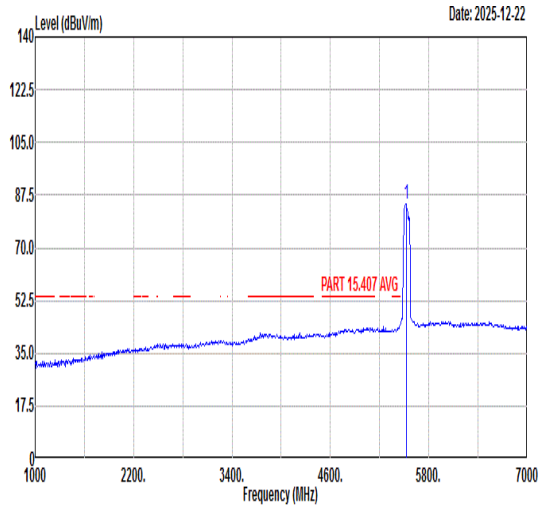 Freq Level Limit Line Margin (dB) Read Level Ant Factor Cable Loss Preamp Factor APos TPos Remark MHz dBuV/m dBuV/m dBuV dB/m dB dB cm deg 1 5530.00 84.62 ------ ------ 72.77 35.53 9.72 33.40 336 242 AVERAGE

Mode	71	
	Band Edge - R	
	U-NII-2C_5.47-5.725_802.11ac VHT80_CH106_Full_5530MHz	
ANT	23	
Pol.	Vertical	Fundamental
Peak	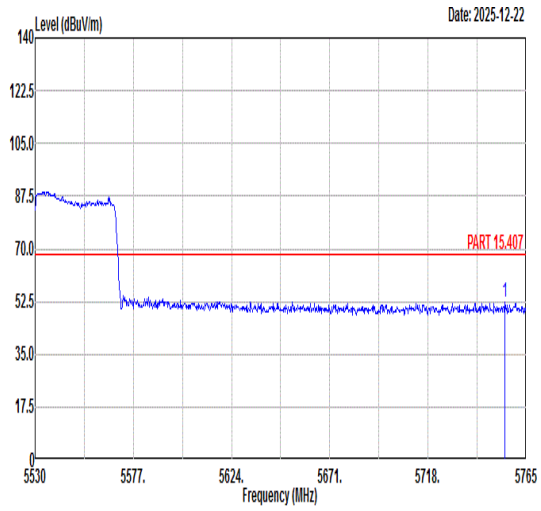 Freq Level Limit Line Margin (dB) Read Level Ant Factor Cable Loss Preamp Factor APos TPos Remark MHz dBuV/m dBuV/m dBuV dB/m dB dB cm deg 1 5754.90 52.29 68.30 -16.01 39.80 35.86 10.08 33.45 336 242 PEAK	Blank

Mode	72	
	Band Edge - L	
	U-NII-2C_5.47-5.725_802.11ac VHT80_CH122_Full_5610MHz	
ANT	23	
Pol.	Horizontal	Fundamental
Peak	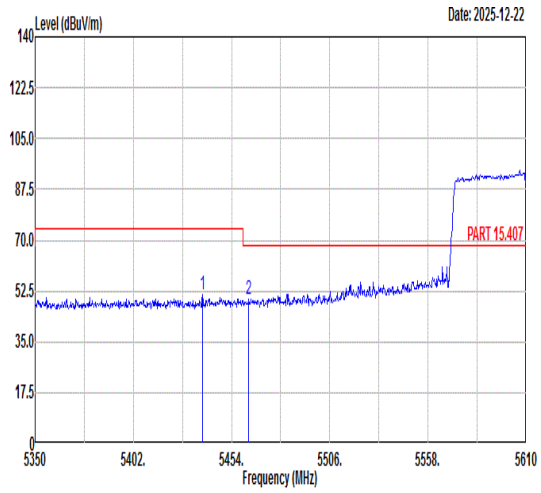 Freq Level Limit Line Margin (dB) Read Level Ant Factor Cable Loss Preamp Factor APos TPos Remark MHz dBuV/m dBuV/m dBuV dB/m dB dB cm deg 1 5438.66 51.08 74.00 -22.92 39.35 35.46 9.68 33.41 100 297 PEAK 2 5463.10 49.75 68.30 -18.55 37.99 35.48 9.69 33.41 100 297 PEAK	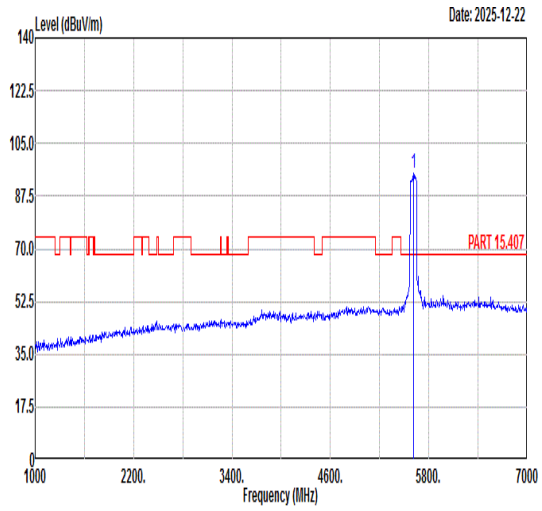 Freq Level Limit Line Margin (dB) Read Level Ant Factor Cable Loss Preamp Factor APos TPos Remark MHz dBuV/m dBuV/m dBuV dB/m dB dB cm deg 1 5610.00 94.96 ------ ------ 82.93 35.66 9.79 33.42 100 297 PEAK
Avg	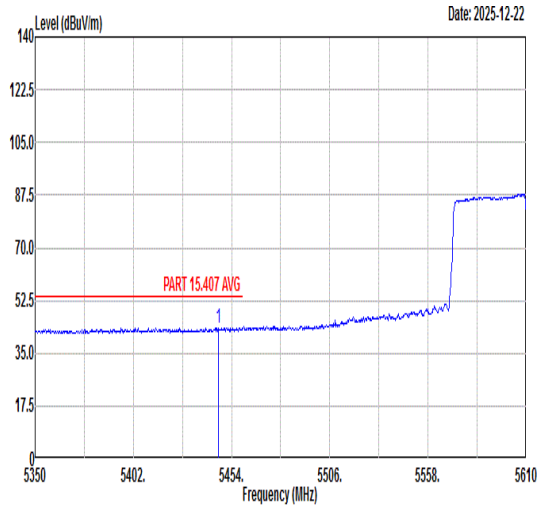 Freq Level Limit Line Margin (dB) Read Level Ant Factor Cable Loss Preamp Factor APos TPos Remark MHz dBuV/m dBuV/m dBuV dB/m dB dB cm deg 1 5446.98 43.53 54.00 -10.47 31.79 35.47 9.68 33.41 100 297 AVERAGE	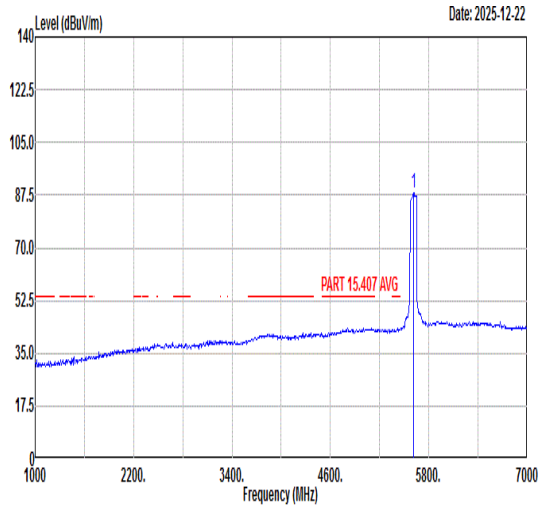 Freq Level Limit Line Margin (dB) Read Level Ant Factor Cable Loss Preamp Factor APos TPos Remark MHz dBuV/m dBuV/m dBuV dB/m dB dB cm deg 1 5610.00 88.25 ------ ------ 76.22 35.66 9.79 33.42 100 297 AVERAGE

Mode	72	
	Band Edge - R	
	U-NII-2C_5.47-5.725_802.11ac VHT80_CH122_Full_5610MHz	
ANT	23	
Pol.	Horizontal	Fundamental
Peak	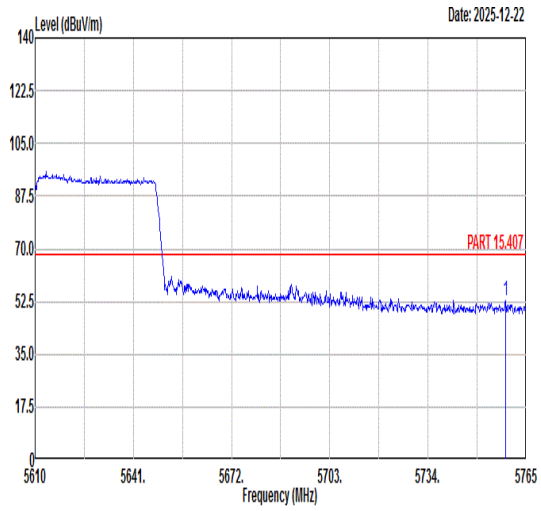 Freq Level Limit Line Margin (dB) Read Level Ant Factor Cable Loss Preamp Factor APos TPos Remark MHz dBuV/m dBuV/m dBuV dB/m dB dB cm deg 1 5758.49 52.59 68.30 -15.71 40.09 35.86 10.09 33.45 100 297 PEAK	Blank

Mode	72	
	Band Edge - L	
	U-NII-2C_5.47-5.725_802.11ac VHT80_CH122_Full_5610MHz	
ANT	23	
Pol.	Vertical	Fundamental
Peak	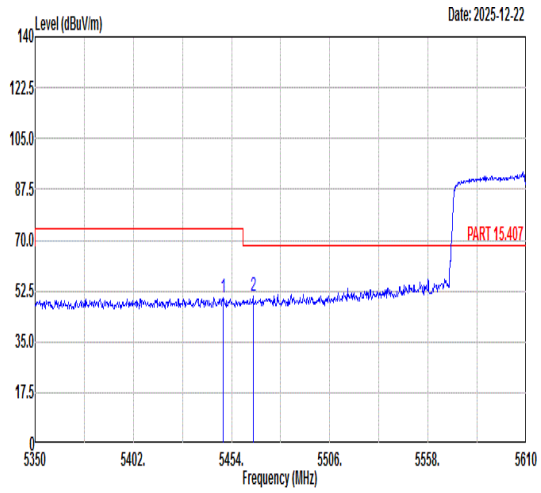 Freq Level Limit Line Margin (dB) Read Level Ant Factor Cable Loss Preamp Factor APos TPos Remark MHz dBuV/m dBuV/m dBuV dB/m dB dB cm deg 1 5449.58 50.23 74.00 -23.77 38.49 35.47 9.68 33.41 321 234 PEAK 2 5465.44 50.65 68.30 -17.65 38.89 35.48 9.69 33.41 321 234 PEAK	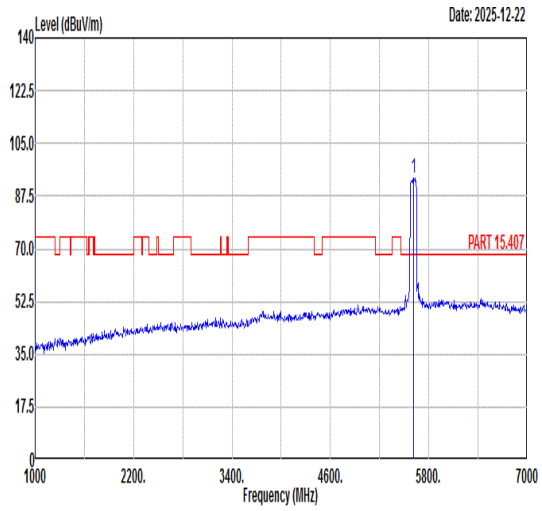 Freq Level Limit Line Margin (dB) Read Level Ant Factor Cable Loss Preamp Factor APos TPos Remark MHz dBuV/m dBuV/m dBuV dB/m dB dB cm deg 1 5610.00 93.41 ------ ------ 81.38 35.66 9.79 33.42 321 234 PEAK
Avg	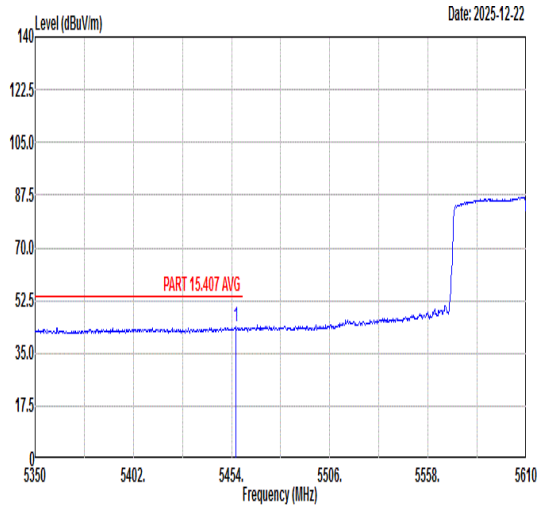 Freq Level Limit Line Margin (dB) Read Level Ant Factor Cable Loss Preamp Factor APos TPos Remark MHz dBuV/m dBuV/m dBuV dB/m dB dB cm deg 1 5456.08 43.77 54.00 -10.23 32.02 35.47 9.69 33.41 321 234 AVERAGE	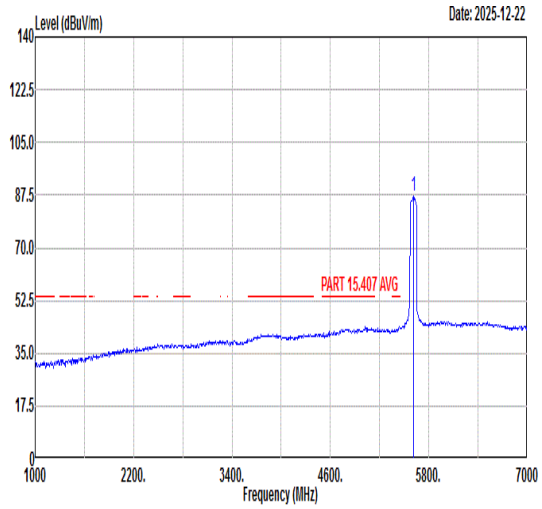 Freq Level Limit Line Margin (dB) Read Level Ant Factor Cable Loss Preamp Factor APos TPos Remark MHz dBuV/m dBuV/m dBuV dB/m dB dB cm deg 1 5610.00 87.11 ------ ------ 75.08 35.66 9.79 33.42 321 234 AVERAGE

Mode	72	
	Band Edge - R	
	U-NII-2C_5.47-5.725_802.11ac VHT80_CH122_Full_5610MHz	
ANT	23	
Pol.	Vertical	Fundamental
Peak	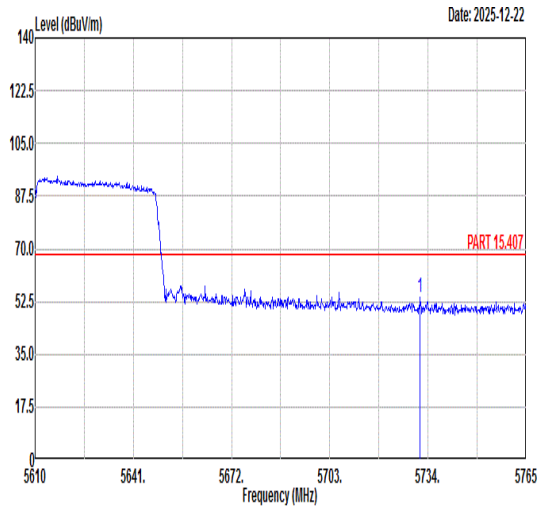 Freq Level Limit Line Margin (dB) Read Level Ant Factor Cable Loss Preamp Factor APos TPos Remark MHz dBuV/m dBuV/m dBuV dB/m dB dB cm deg 1 5731.52 53.98 68.30 -14.32 41.58 35.82 10.03 33.45 321 234 PEAK	Blank

Mode	75	
	Band Edge	
	U-NII-2C_5.47-5.725_802.11n HT20_CH144_Full_5720MHz	
ANT	23	
Pol.	Horizontal	Fundamental
Peak	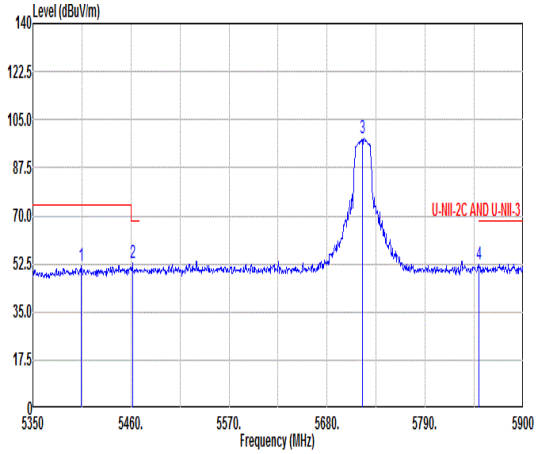 Freq Level Limit Line Margin Read Level Ant Factor Cable Loss Preamp Factor APos Remark TPos MHz dBuV/m dBuV/m dB dBuV dB/m dB dB cm deg 1 5404.45 51.81 74.00 -22.19 40.14 35.44 9.65 33.42 140 323 Peak 2 5461.65 52.71 68.30 -15.59 40.95 35.48 9.69 33.41 140 323 Peak 3 5720.00 98.53 ------ ------ 86.15 35.81 10.01 33.44 140 323 Peak 4 5849.95 52.31 68.30 -15.99 39.51 35.99 10.28 33.47 140 323 Peak	
AVG	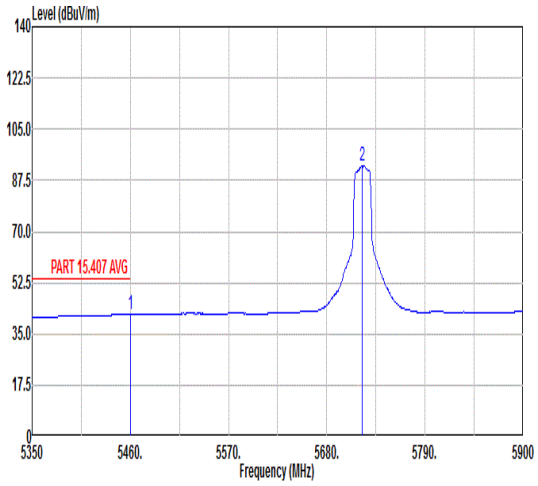 Freq Level Limit Line Margin Read Level Ant Factor Cable Loss Preamp Factor APos Remark TPos MHz dBuV/m dBuV/m dB dBuV dB/m dB dB cm deg 1 5460.00 41.79 54.00 -12.21 30.03 35.48 9.69 33.41 140 323 Peak 2 5720.00 92.68 ------ ------ 80.30 35.81 10.01 33.44 140 323 Average	

Mode	75	
	Band Edge	
	U-NII-2C_5.47-5.725_802.11n HT20_CH144_Full_5720MHz	
ANT	23	
Pol.	Vertical	Fundamental
Peak	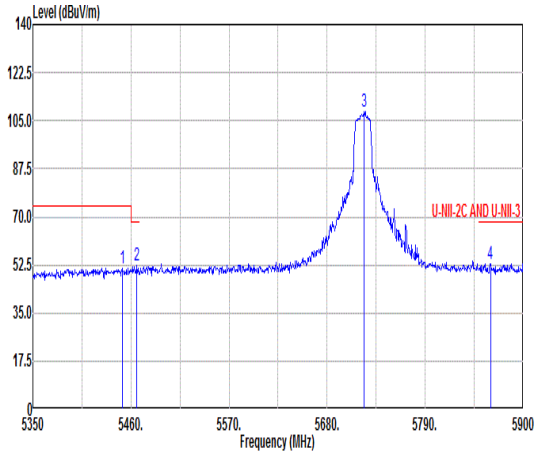 Freq Level Limit Line Margin Read Level Ant Factor Cable Loss Preamp Factor APos TPos Remark MHz dBuV/m dBuV/m dB dBuV dB/m dB dB cm deg 1 5450.10 51.45 74.00 -22.55 39.71 35.47 9.68 33.41 100 299 Peak 2 5466.60 52.50 68.30 -15.80 40.74 35.48 9.69 33.41 100 299 Peak 3 5721.80 108.38 ------ ------ 96.00 35.81 10.01 33.44 100 299 Peak 4 5863.15 53.06 68.30 -15.24 40.21 36.01 10.31 33.47 100 299 Peak	
AVG	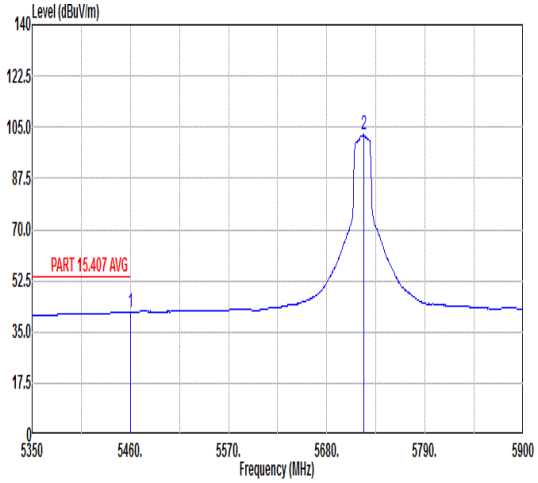 Freq Level Limit Line Margin Read Level Ant Factor Cable Loss Preamp Factor APos TPos Remark MHz dBuV/m dBuV/m dB dBuV dB/m dB dB cm deg 1 5460.00 41.86 54.00 -12.14 30.10 35.48 9.69 33.41 100 299 Peak 2 5721.25 102.44 ------ ------ 90.06 35.81 10.01 33.44 100 299 Average	

Mode	75	
	Harmonic	
	U-NII-2C_5.47-5.725_802.11n HT20_CH144_Full_5720MHz	
ANT	23	
Pol.	Horizontal	Vertical
Peak Avg	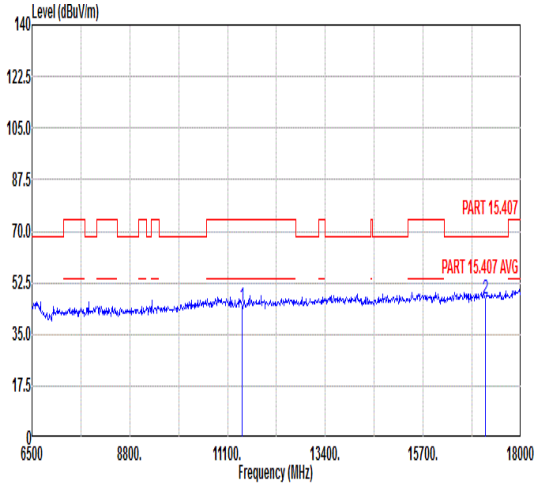 Freq Level Limit Line Margin Read Level Ant Factor Cable Loss Preamp Factor APos TPos Remark MHz dBuV/m dBuV/m dB dBuV dB/m dB dB cm deg 1 11440.00 44.59 74.00 -29.41 43.92 38.43 12.84 50.60 --- --- Peak 2 17160.00 47.01 68.30 -21.29 41.43 42.75 15.66 52.83 --- --- Peak	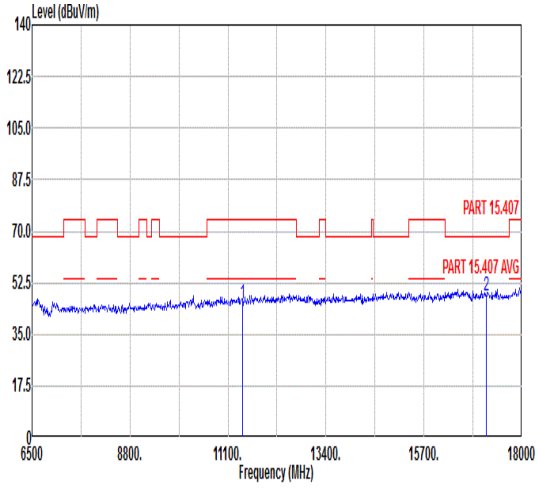 Freq Level Limit Line Margin Read Level Ant Factor Cable Loss Preamp Factor APos TPos Remark MHz dBuV/m dBuV/m dB dBuV dB/m dB dB cm deg 1 11440.00 45.62 74.00 -28.38 44.95 38.43 12.84 50.60 --- --- Peak 2 17160.00 47.91 68.30 -20.39 42.33 42.75 15.66 52.83 --- --- Peak

Mode	76	
	Band Edge	
	U-NII-2C_5.47-5.725_802.11n HT40_CH142_Full_5710MHz	
ANT	23	
Pol.	Horizontal	Fundamental
Peak	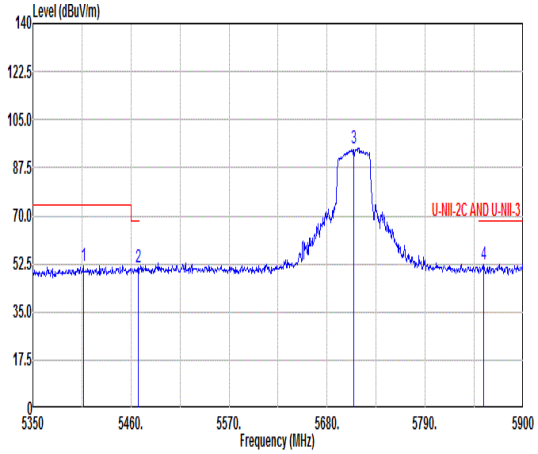 Freq Level Limit Line Margin Read Level Ant Factor Cable Loss Preamp Factor APos Remark TPos MHz dBuV/m dBuV/m dB dBuV dB/m dB dB cm deg 1 5406.65 51.89 74.00 -22.11 40.21 35.44 9.66 33.42 140 323 Peak 2 5468.25 51.00 68.30 -17.30 39.24 35.48 9.69 33.41 140 323 Peak 3 5710.00 94.56 ------ ------ 82.22 35.79 9.99 33.44 140 323 Peak 4 5856.00 52.51 68.30 -15.79 39.69 36.00 10.29 33.47 140 323 Peak	
AVG	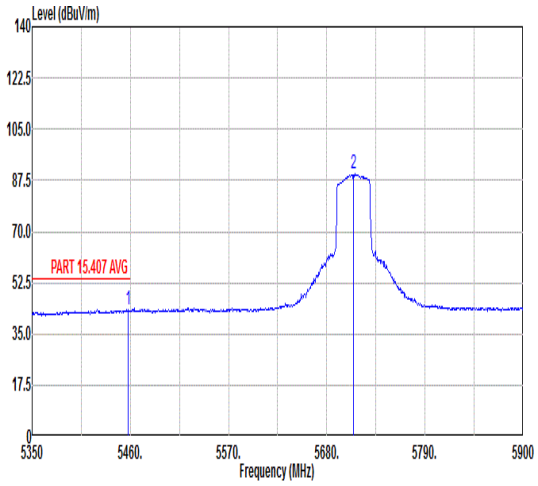 Freq Level Limit Line Margin Read Level Ant Factor Cable Loss Preamp Factor APos Remark TPos MHz dBuV/m dBuV/m dB dBuV dB/m dB dB cm deg 1 5457.80 43.23 54.00 -10.77 31.48 35.47 9.69 33.41 140 323 Peak 2 5710.00 89.56 ------ ------ 77.22 35.79 9.99 33.44 140 323 Average	

Mode	76	
	Band Edge	
	U-NII-2C_5.47-5.725_802.11n HT40_CH142_Full_5710MHz	
ANT	23	
Pol.	Vertical	Fundamental
Peak	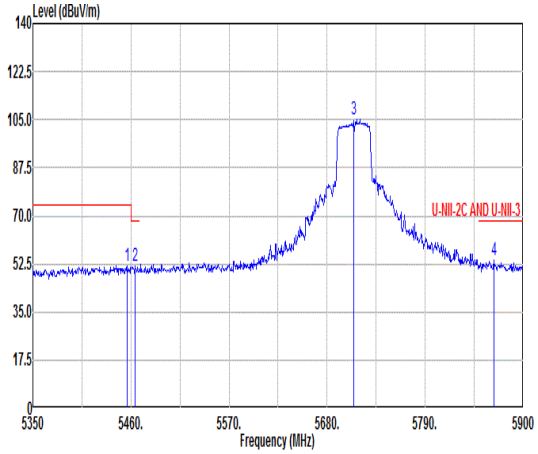 Freq Level Limit Line Margin Read Level Ant Factor Cable Loss Preamp Factor APos Remark TPos MHz dBuV/m dBuV/m dB dBuV dB/m dB dB cm deg 1 5456.15 51.77 74.00 -22.23 40.02 35.47 9.69 33.41 110 299 Peak 2 5464.40 51.78 68.30 -16.52 40.02 35.48 9.69 33.41 110 299 Peak 3 5710.00 105.17 ------ ------ 92.83 35.79 9.99 33.44 110 299 Peak 4 5867.00 53.68 68.30 -14.62 40.82 36.01 10.32 33.47 110 299 Peak	
AVG	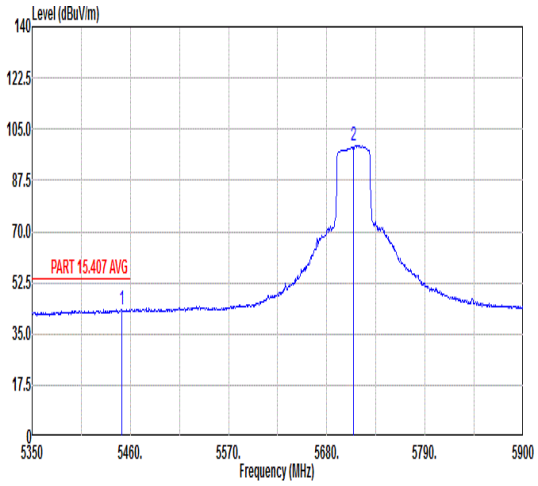 Freq Level Limit Line Margin Read Level Ant Factor Cable Loss Preamp Factor APos Remark TPos MHz dBuV/m dBuV/m dB dBuV dB/m dB dB cm deg 1 5450.10 43.24 54.00 -10.76 31.50 35.47 9.68 33.41 110 299 Peak 2 5710.00 99.27 ------ ------ 86.93 35.79 9.99 33.44 110 299 Average	

Mode	77	
	Band Edge	
	U-NII-2C_5.47-5.725_802.11ac VHT80_CH138_Full_5690MHz	
ANT	23	
Pol.	Horizontal	Fundamental
Peak	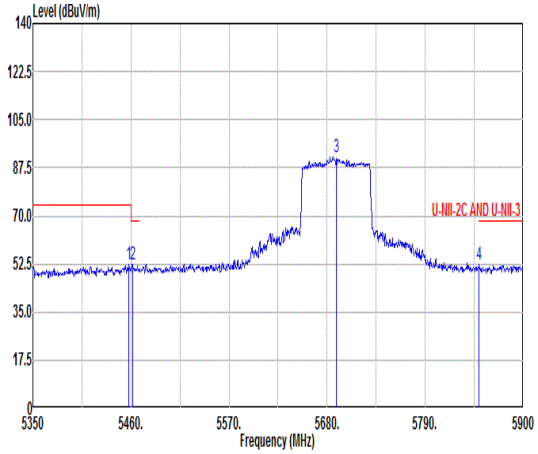 Freq Level Limit Line Margin Read Level Ant Factor Cable Loss Preamp Factor APos TPos Remark MHz dBuV/m dBuV/m dB dBuV dB/m dB dB cm deg 1 5457.80 52.28 74.00 -21.72 40.53 35.47 9.69 33.41 103 340 Peak 2 5461.65 52.16 68.30 -16.14 40.40 35.48 9.69 33.41 103 340 Peak 3 5690.00 91.33 ------ ------ 79.05 35.77 9.95 33.44 103 340 Peak 4 5850.50 52.41 68.30 -15.89 39.61 35.99 10.28 33.47 103 340 Peak	
AVG	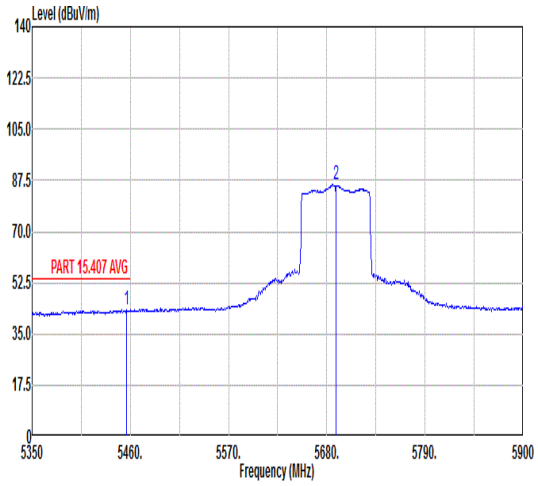 Freq Level Limit Line Margin Read Level Ant Factor Cable Loss Preamp Factor APos TPos Remark MHz dBuV/m dBuV/m dB dBuV dB/m dB dB cm deg 1 5456.15 43.14 54.00 -10.86 31.39 35.47 9.69 33.41 103 340 Peak 2 5690.00 85.88 ------ ------ 73.60 35.77 9.95 33.44 103 340 Average	

Mode	77	
	Band Edge	
	U-NII-2C_5.47-5.725_802.11ac VHT80_CH138_Full_5690MHz	
ANT	23	
Pol.	Vertical	Fundamental
Peak	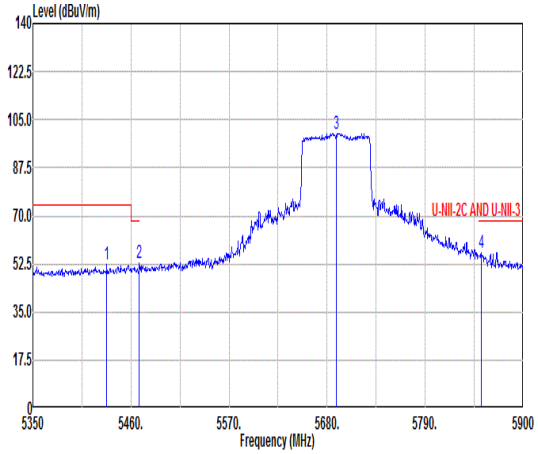 Freq Level Limit Line Margin Read Level Ant Factor Cable Loss Preamp Factor APos TPos Remark MHz dBuV/m dBuV/m dB dBuV dB/m dB dB cm deg 1 5433.05 52.45 74.00 -21.55 40.73 35.46 9.67 33.41 110 299 Peak 2 5469.35 52.61 68.30 -15.69 40.85 35.48 9.69 33.41 110 299 Peak 3 5690.00 100.10 ------ ------ 87.82 35.77 9.95 33.44 110 299 Peak 4 5852.70 56.74 68.30 -11.56 43.93 35.99 10.29 33.47 110 299 Peak	
AVG	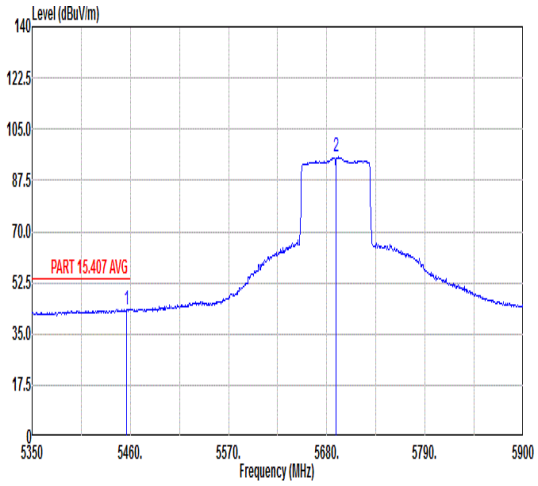 Freq Level Limit Line Margin Read Level Ant Factor Cable Loss Preamp Factor APos TPos Remark MHz dBuV/m dBuV/m dB dBuV dB/m dB dB cm deg 1 5455.60 43.57 54.00 -10.43 31.83 35.47 9.68 33.41 110 299 Peak 2 5690.00 95.41 ------ ------ 83.13 35.77 9.95 33.44 110 299 Average	

Mode	78	
	Band Edge	
	U-NII-3_5.47-5.85_802.11n HT20_CH149_Full_5745MHz	
ANT	23	
Pol.	Horizontal	Fundamental
Peak	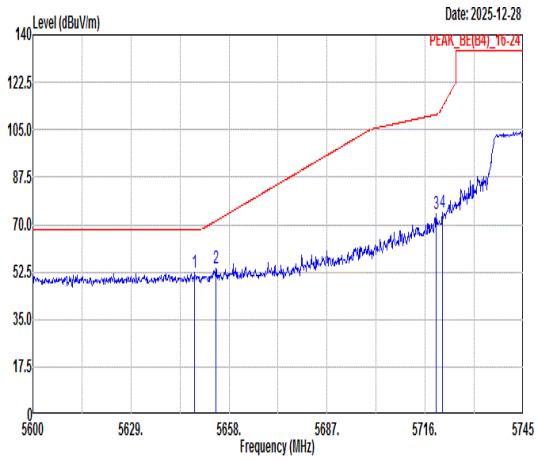 Freq Level Limit Line Margin (dB) Read Level Ant Factor Cable Loss Preamp Factor APos TPos Remark MHz dBuV/m dBuV/m dBuV dB/m dB dB cm deg 1 5647.85 52.52 68.30 -15.78 40.38 35.71 9.86 33.43 338 241 PEAK 2 5654.09 53.93 71.33 -17.40 41.77 35.72 9.87 33.43 338 241 PEAK 3 5719.34 73.82 110.61 -36.79 61.44 35.81 10.01 33.44 338 241 PEAK 4 5721.08 74.56 113.25 -38.69 62.18 35.81 10.01 33.44 338 241 PEAK	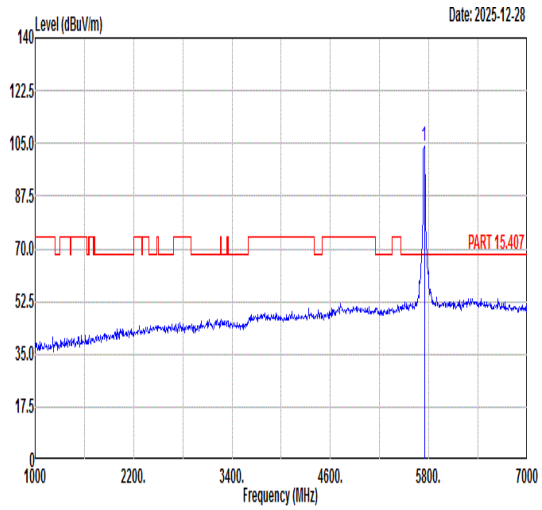 Freq Level Limit Line Margin (dB) Read Level Ant Factor Cable Loss Preamp Factor APos TPos Remark MHz dBuV/m dBuV/m dBuV dB/m dB dB cm deg 1 5745.00 104.05 ------ ------ 91.60 35.84 10.06 33.45 338 241 PEAK
Avg	Blank	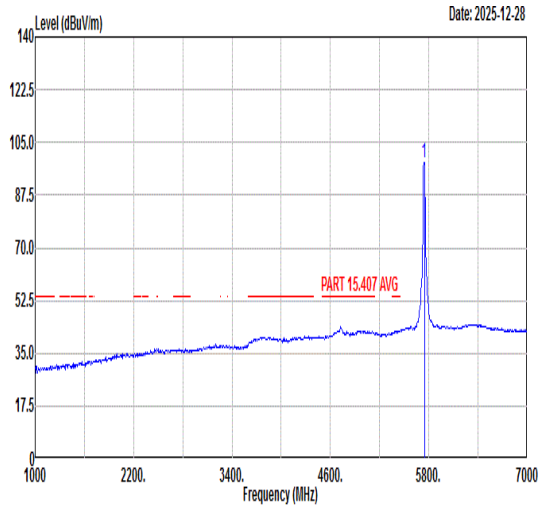 Freq Level Limit Line Margin (dB) Read Level Ant Factor Cable Loss Preamp Factor APos TPos Remark MHz dBuV/m dBuV/m dBuV dB/m dB dB cm deg 1 5745.00 98.18 ------ ------ 85.73 35.84 10.06 33.45 338 241 AVERAGE

Mode	78	
	Band Edge	
	U-NII-3_5.47-5.85_802.11n HT20_CH149_Full_5745MHz	
ANT	23	
Pol.	Vertical	Fundamental
Peak	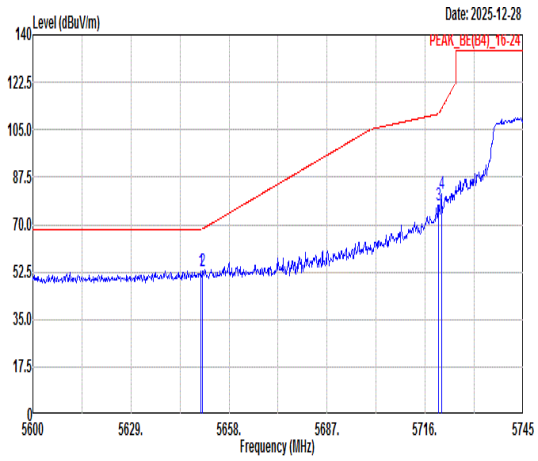 Freq Level Limit Line Margin (dB) Read Level Ant Factor Cable Loss Preamp Factor APos TPos Remark 1 5649.74 52.92 68.30 -15.38 40.78 35.71 9.86 33.43 100 297 PEAK 2 5650.17 52.79 68.43 -15.64 40.65 35.71 9.86 33.43 100 297 PEAK 3 5719.92 77.09 110.78 -33.69 64.71 35.81 10.01 33.44 100 297 PEAK 4 5720.79 81.20 112.59 -31.39 68.82 35.81 10.01 33.44 100 297 PEAK	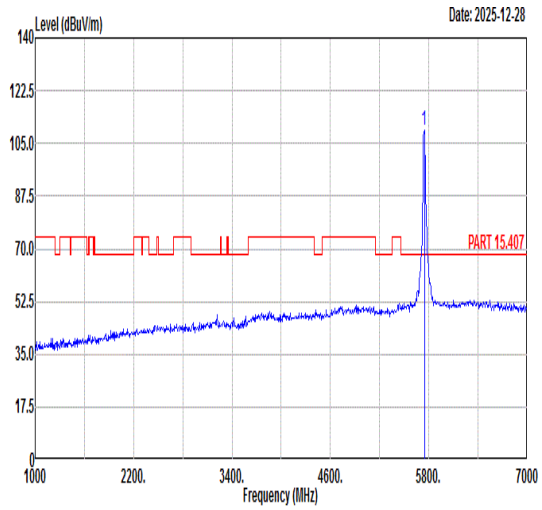 Freq Level Limit Line Margin (dB) Read Level Ant Factor Cable Loss Preamp Factor APos TPos Remark 1 5745.00 109.23 ------ ------ 96.78 35.84 10.06 33.45 100 297 PEAK
Avg	Blank	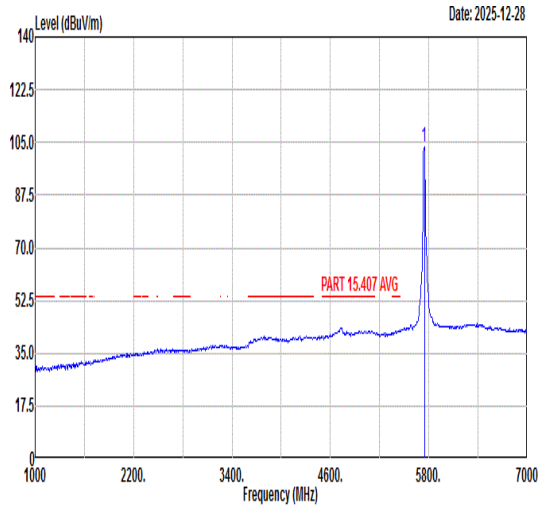 Freq Level Limit Line Margin (dB) Read Level Ant Factor Cable Loss Preamp Factor APos TPos Remark 1 5745.00 103.75 ------ ------ 91.30 35.84 10.06 33.45 100 297 AVERAGE

Mode	78	
	Harmonic	
	U-NII-3_5.47-5.85_802.11n HT20_CH149_Full_5745MHz	
ANT	23	
Pol.	Horizontal	Vertical
Peak Avg	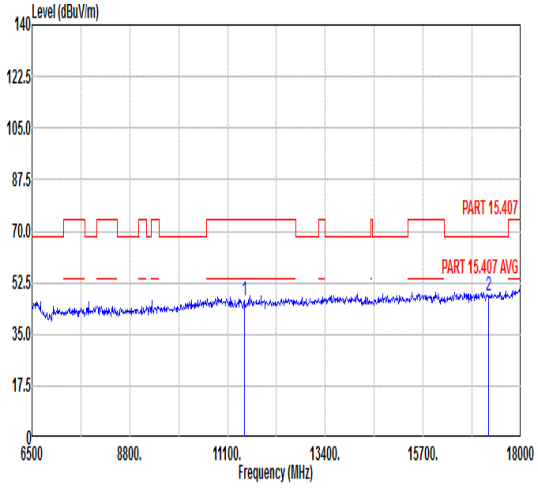 Freq Level Limit Line Margin Read Level Ant Factor Cable Loss Preamp Factor APos TPos Remark MHz dBuV/m dBuV/m dB dBuV dB/m dB dB cm deg 1 11490.00 46.40 74.00 -27.60 45.72 38.45 12.87 50.64 --- --- Peak 2 17235.00 48.24 68.30 -20.06 42.54 42.83 15.72 52.85 --- --- Peak	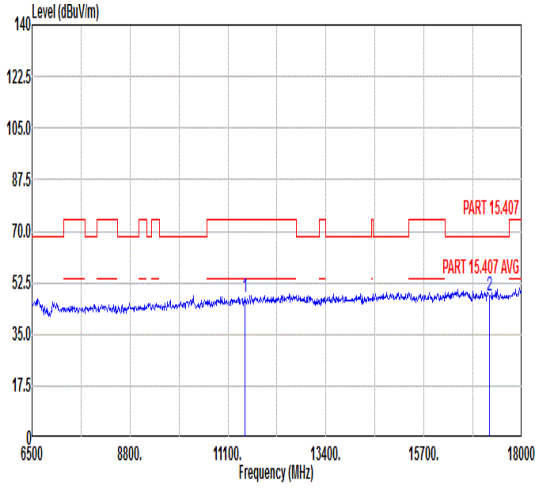 Freq Level Limit Line Margin Read Level Ant Factor Cable Loss Preamp Factor APos TPos Remark MHz dBuV/m dBuV/m dB dBuV dB/m dB dB cm deg 1 11490.00 47.37 74.00 -26.63 46.69 38.45 12.87 50.64 --- --- Peak 2 17235.00 48.14 68.30 -20.16 42.44 42.83 15.72 52.85 --- --- Peak

Mode	79	
	Harmonic	
	U-NII-3_5.47-5.85_802.11n HT20_CH157_Full_5785MHz	
ANT	23	
Pol.	Horizontal	Vertical
Peak Avg	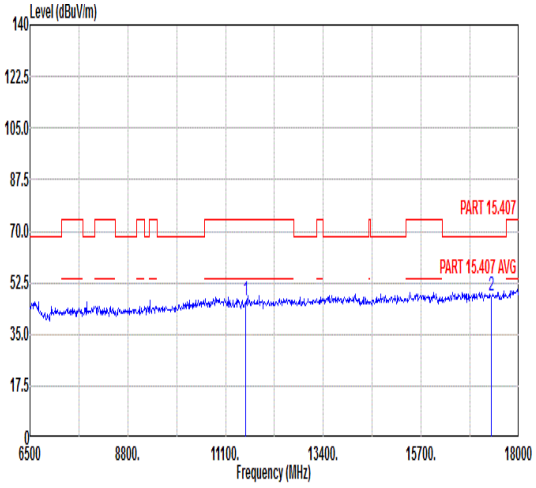 Freq Level Limit Line Margin Read Level Ant Factor Cable Loss Preamp Factor APos TPos Remark MHz dBuV/m dBuV/m dB dBuV dB/m dB dB cm deg 1 11570.00 46.66 74.00 -27.34 45.97 38.47 12.93 50.71 --- --- Peak 2 17355.00 48.27 68.30 -20.03 42.36 42.97 15.81 52.87 --- --- Peak	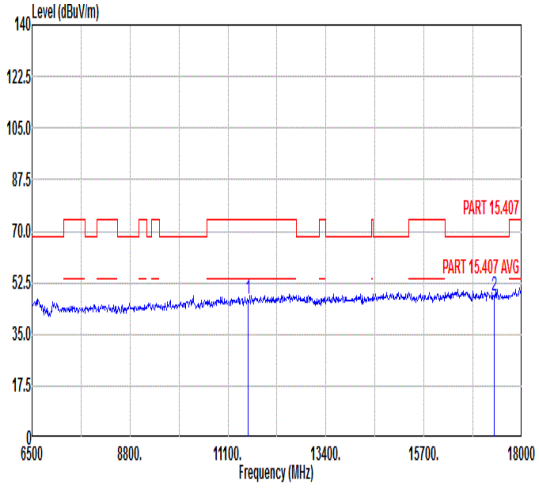 Freq Level Limit Line Margin Read Level Ant Factor Cable Loss Preamp Factor APos TPos Remark MHz dBuV/m dBuV/m dB dBuV dB/m dB dB cm deg 1 11570.00 46.84 74.00 -27.16 46.15 38.47 12.93 50.71 --- --- Peak 2 17355.00 47.88 68.30 -20.42 41.97 42.97 15.81 52.87 --- --- Peak

Mode	80	
	Band Edge	
	U-NII-3_5.47-5.85_802.11n HT20_CH165_Full_5825MHz	
ANT	23	
Pol.	Horizontal	Fundamental
Peak	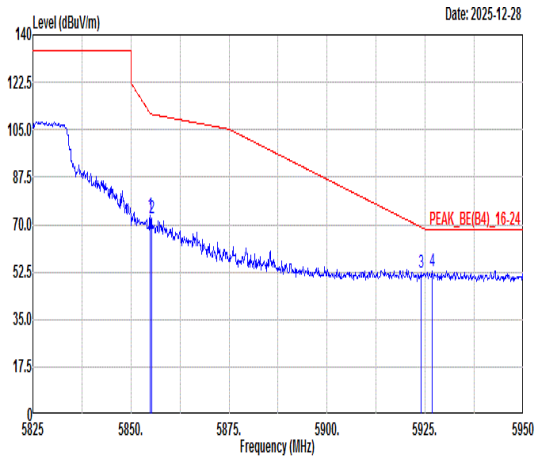 Freq Level Limit Line Margin (dB) Read Level Ant Factor Cable Loss Preamp Factor APos TPos Remark MHz dBuV/m dBuV/m dBuV dB/m dB dB cm deg 1 5854.88 73.32 111.08 -37.76 60.50 36.00 10.29 33.47 338 241 PEAK 2 5855.25 72.40 110.73 -38.33 59.58 36.00 10.29 33.47 338 241 PEAK 3 5923.88 52.45 69.13 -16.68 39.40 36.09 10.44 33.48 338 241 PEAK 4 5926.88 52.88 68.30 -15.42 39.83 36.10 10.44 33.49 338 241 PEAK	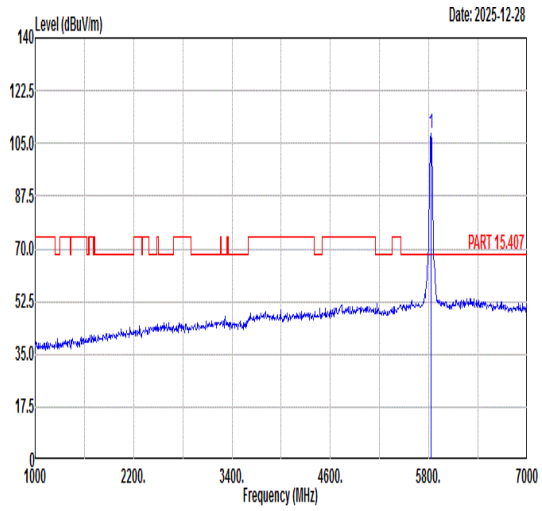 Freq Level Limit Line Margin (dB) Read Level Ant Factor Cable Loss Preamp Factor APos TPos Remark MHz dBuV/m dBuV/m dBuV dB/m dB dB cm deg 1 5825.00 108.33 ------ ------ 95.60 35.96 10.24 33.47 338 241 PEAK
Avg	Blank	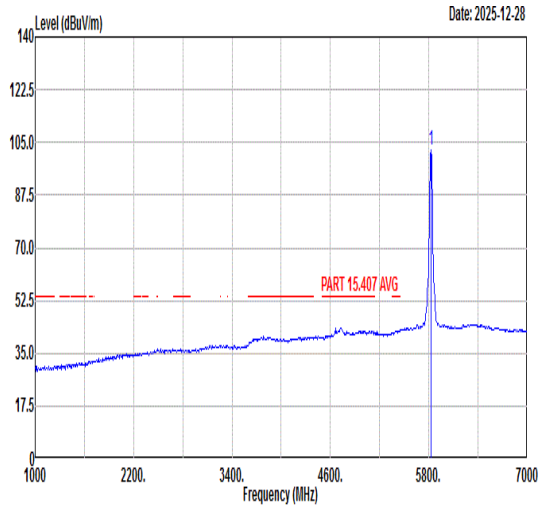 Freq Level Limit Line Margin (dB) Read Level Ant Factor Cable Loss Preamp Factor APos TPos Remark MHz dBuV/m dBuV/m dBuV dB/m dB dB cm deg 1 5825.00 102.23 ------ ------ 89.51 35.95 10.23 33.46 338 241 AVERAGE

Mode	80	
	Band Edge	
	U-NII-3_5.47-5.85_802.11n HT20_CH165_Full_5825MHz	
ANT	23	
Pol.	Vertical	Fundamental
Peak	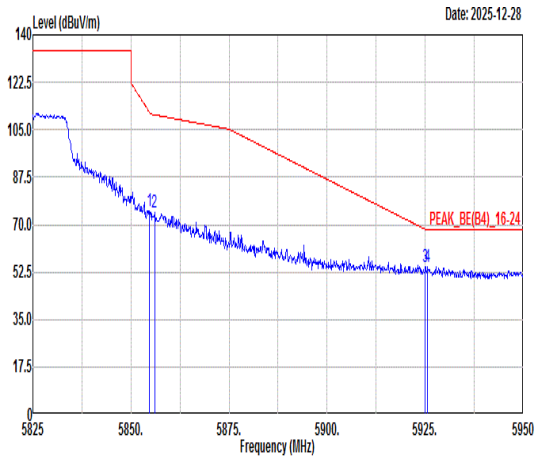 Freq Level Limit Line Margin (dB) Read Level Ant Factor Cable Loss Preamp Factor APos TPos Remark MHz dBuV/m dBuV/m dBuV dB/m dB dB cm deg 1 5854.75 75.06 111.37 -36.31 62.24 36.00 10.29 33.47 100 294 PEAK 2 5856.00 74.57 110.52 -35.95 61.75 36.00 10.29 33.47 100 294 PEAK 3 5925.00 54.55 68.30 -13.75 41.50 36.10 10.44 33.49 100 294 PEAK 4 5925.63 54.67 68.30 -13.63 41.62 36.10 10.44 33.49 100 294 PEAK	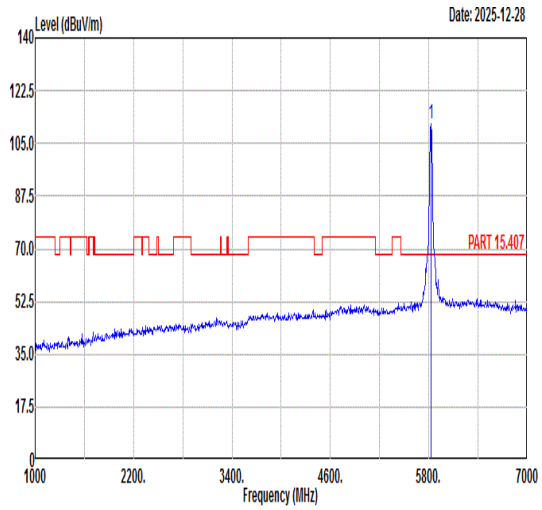 Freq Level Limit Line Margin (dB) Read Level Ant Factor Cable Loss Preamp Factor APos TPos Remark MHz dBuV/m dBuV/m dBuV dB/m dB dB cm deg 1 5825.00 111.49 ------ ------ 98.77 35.95 10.23 33.46 100 294 PEAK
Avg	Blank	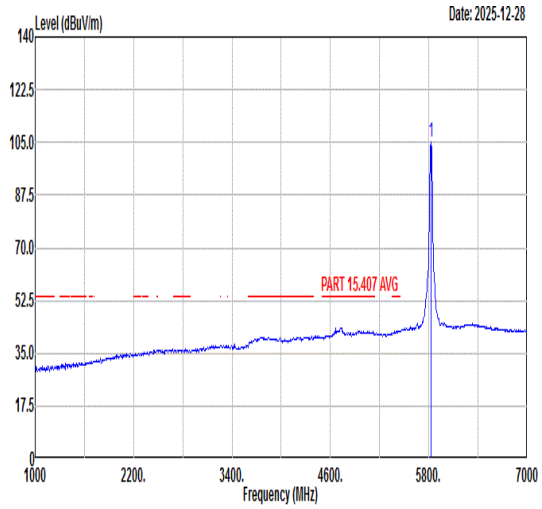 Freq Level Limit Line Margin (dB) Read Level Ant Factor Cable Loss Preamp Factor APos TPos Remark MHz dBuV/m dBuV/m dBuV dB/m dB dB cm deg 1 5825.00 105.22 ------ ------ 92.50 35.95 10.23 33.46 100 294 AVERAGE

Mode	80	
	Harmonic	
	U-NII-3_5.47-5.85_802.11n HT20_CH165_Full_5825MHz	
ANT	23	
Pol.	Horizontal	Vertical
Peak Avg	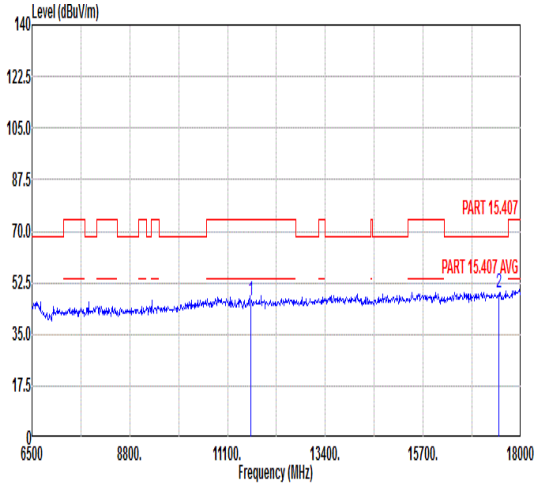 Freq Level Limit Line Margin Read Level Ant Factor Cable Loss Preamp Factor APos TPos Remark MHz dBuV/m dBuV/m dB dBuV dB/m dB dB cm deg 1 11650.00 46.45 74.00 -27.55 45.75 38.49 12.99 50.78 --- --- Peak 2 17475.00 49.32 68.30 -18.98 43.22 43.10 15.90 52.90 --- --- Peak	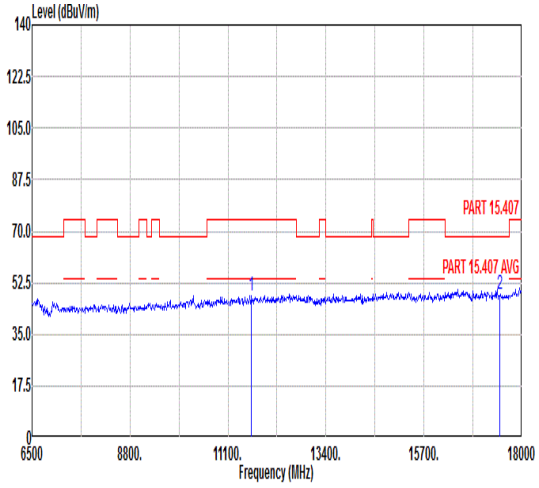 Freq Level Limit Line Margin Read Level Ant Factor Cable Loss Preamp Factor APos TPos Remark MHz dBuV/m dBuV/m dB dBuV dB/m dB dB cm deg 1 11650.00 48.09 74.00 -25.91 47.39 38.49 12.99 50.78 --- --- Peak 2 17475.00 48.86 68.30 -19.44 42.76 43.10 15.90 52.90 --- --- Peak

Mode	81	
	Band Edge - L	
	U-NII-3_5.47-5.85_802.11n HT40_CH151_Full_5755MHz	
ANT	23	
Pol.	Horizontal	Fundamental
Peak	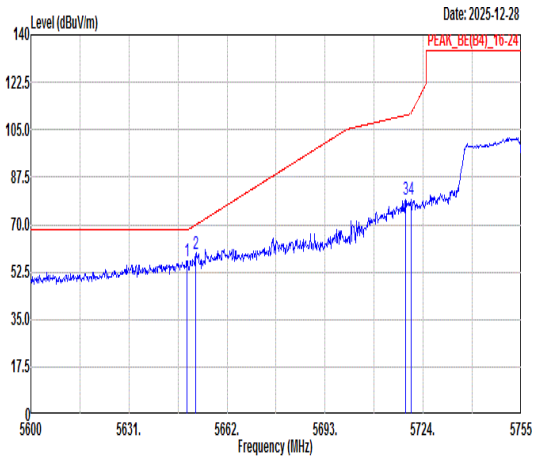 Freq Level Limit Line Margin (dB) Read Level Ant Factor Cable Loss Preamp Factor APos TPos Remark 1 5649.29 56.78 68.30 -11.52 44.64 35.71 9.86 33.43 341 242 PEAK 2 5652.08 59.42 69.84 -10.42 47.27 35.71 9.87 33.43 341 242 PEAK 3 5718.42 79.33 110.36 -31.03 66.96 35.81 10.00 33.44 341 242 PEAK 4 5720.13 79.12 111.09 -31.97 66.74 35.81 10.01 33.44 341 242 PEAK	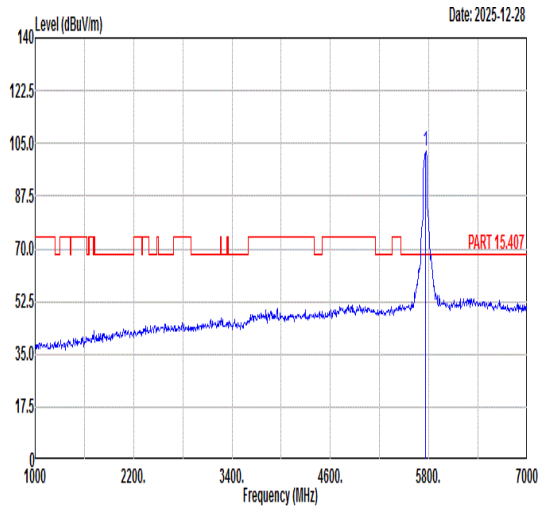 Freq Level Limit Line Margin (dB) Read Level Ant Factor Cable Loss Preamp Factor APos TPos Remark 1 5755.00 102.51 ------ ------ 89.97 35.88 10.11 33.45 341 242 PEAK
Avg	Blank	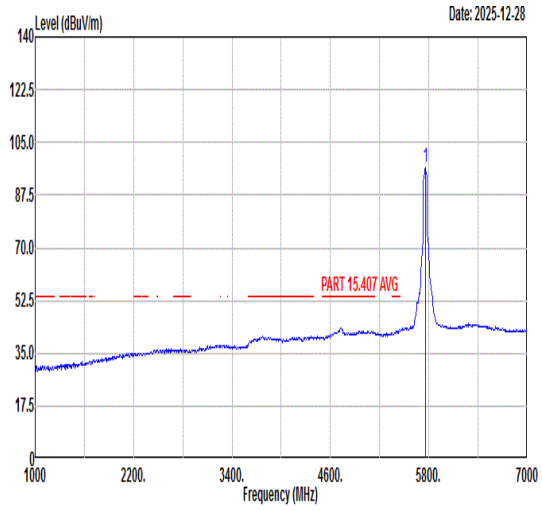 Freq Level Limit Line Margin (dB) Read Level Ant Factor Cable Loss Preamp Factor APos TPos Remark 1 5755.00 96.42 ------ ------ 83.92 35.86 10.09 33.45 341 242 AVERAGE

Mode	81	
	Band Edge - R	
	U-NII-3_5.47-5.85_802.11n HT40_CH151_Full_5755MHz	
ANT	23	
Pol.	Horizontal	Fundamental
Peak	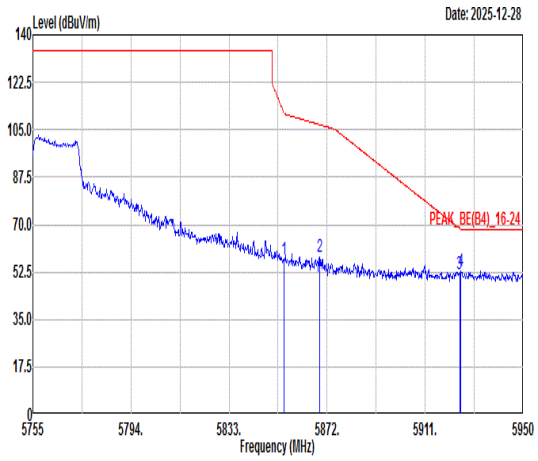 Freq Level Limit Line Margin (dB) Read Level Ant Factor Cable Loss Preamp Factor APos TPos Remark MHz dBuV/m dBuV/m dBuV dB/m dB dB cm deg 1 5854.84 57.19 111.17 -53.98 44.37 36.00 10.29 33.47 341 242 PEAK 2 5869.08 58.08 106.86 -48.78 45.21 36.02 10.32 33.47 341 242 PEAK 3 5924.65 52.00 68.56 -16.56 38.95 36.09 10.44 33.48 341 242 PEAK 4 5925.04 52.60 68.30 -15.70 39.55 36.10 10.44 33.49 341 242 PEAK	Blank

Mode	81	
	Band Edge - L	
	U-NII-3_5.47-5.85_802.11n HT40_CH151_Full_5755MHz	
ANT	23	
Pol.	Vertical	Fundamental
Peak	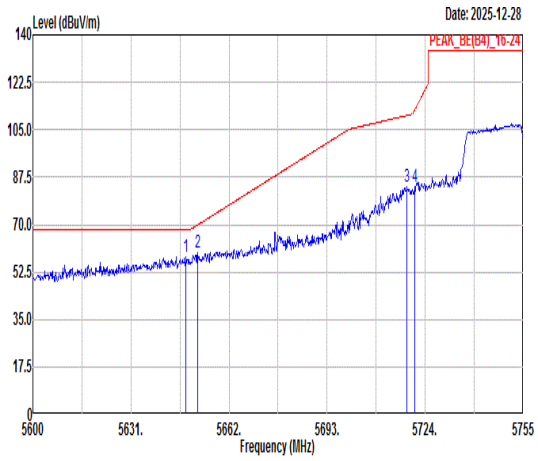 Freq Level Limit Line Margin (dB) Read Level Ant Factor Cable Loss Preamp Factor APos TPos Remark 1 5648.36 58.10 68.30 -10.20 45.96 35.71 9.86 33.43 100 294 PEAK 2 5652.08 59.85 69.84 -9.99 47.70 35.71 9.87 33.43 100 294 PEAK 3 5718.27 83.78 110.32 -26.54 71.41 35.81 10.00 33.44 100 294 PEAK 4 5720.59 84.06 112.15 -28.09 71.68 35.81 10.01 33.44 100 294 PEAK	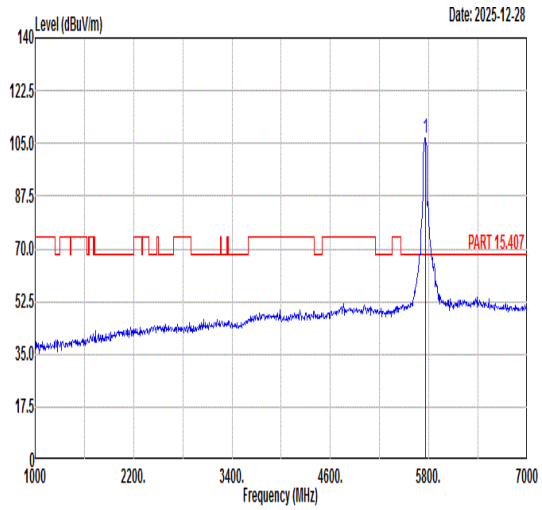 Freq Level Limit Line Margin (dB) Read Level Ant Factor Cable Loss Preamp Factor APos TPos Remark 1 5755.00 106.68 ------ ------ 94.20 35.85 10.08 33.45 100 294 PEAK
Avg	Blank	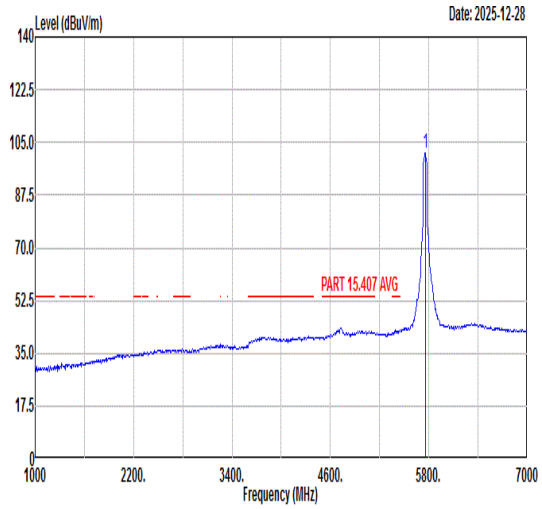 Freq Level Limit Line Margin (dB) Read Level Ant Factor Cable Loss Preamp Factor APos TPos Remark 1 5755.00 101.40 ------ ------ 88.90 35.86 10.09 33.45 100 294 AVERAGE

Mode	81	
	Band Edge - R	
	U-NII-3_5.47-5.85_802.11n HT40_CH151_Full_5755MHz	
ANT	23	
Pol.	Vertical	Fundamental
Peak	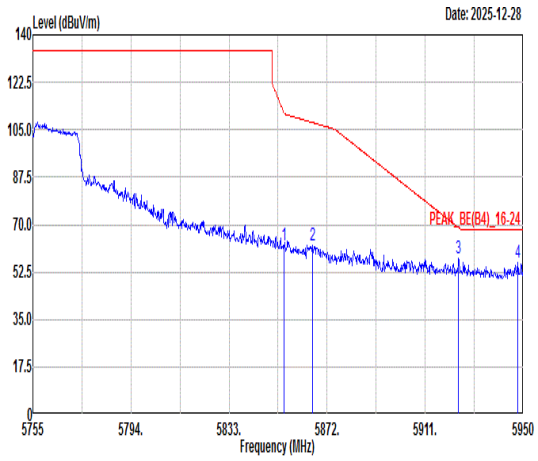 Freq Level Limit Line Margin (dB) Read Level Ant Factor Cable Loss Preamp Factor APos TPos Remark MHz dBuV/m dBuV/m dBuV dB/m dB dB cm deg 1 5854.84 62.09 111.17 -49.08 49.27 36.00 10.29 33.47 100 294 PEAK 2 5866.15 62.19 107.68 -45.49 49.33 36.01 10.32 33.47 100 294 PEAK 3 5924.26 57.42 68.84 -11.42 44.37 36.09 10.44 33.48 100 294 PEAK 4 5947.66 56.03 68.30 -12.27 42.90 36.13 10.49 33.49 100 294 PEAK	Blank

Mode	82	
	Band Edge - L	
	U-NII-3_5.47-5.85_802.11n HT40_CH159_Full_5795MHz	
ANT	23	
Pol.	Horizontal	Fundamental
Peak	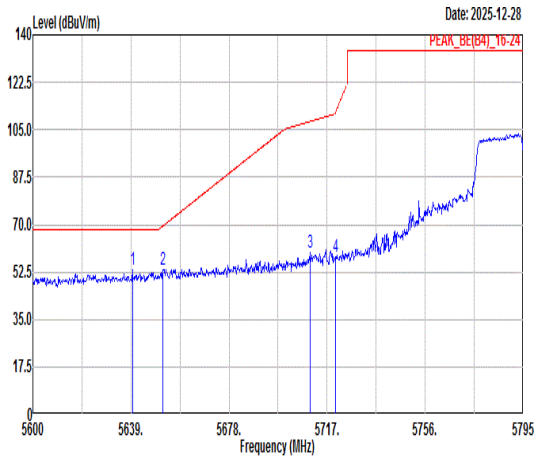 Freq Level Limit Line Margin (dB) Read Level Ant Factor Cable Loss Preamp Factor APos TPos Remark MHz dBuV/m dBuV/m dBuV dB/m dB dB cm deg 1 5639.59 53.19 68.30 -15.11 41.08 35.70 9.84 33.43 341 242 PEAK 2 5651.68 53.16 69.54 -16.38 41.02 35.71 9.86 33.43 341 242 PEAK 3 5710.37 59.87 108.11 -48.24 47.53 35.79 9.99 33.44 341 242 PEAK 4 5720.32 57.98 111.52 -53.54 45.60 35.81 10.01 33.44 341 242 PEAK	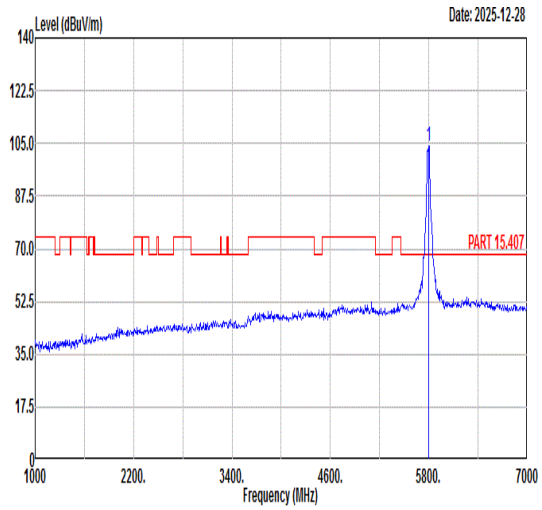 Freq Level Limit Line Margin (dB) Read Level Ant Factor Cable Loss Preamp Factor APos TPos Remark MHz dBuV/m dBuV/m dBuV dB/m dB dB cm deg 1 5795.00 104.29 ------ ------ 91.63 35.93 10.19 33.46 341 242 PEAK
Avg	Blank	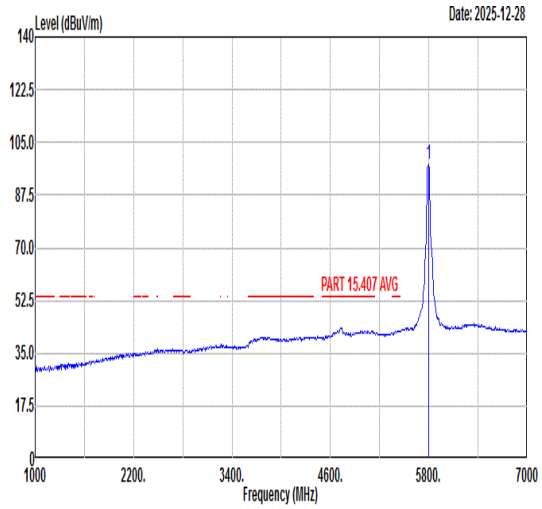 Freq Level Limit Line Margin (dB) Read Level Ant Factor Cable Loss Preamp Factor APos TPos Remark MHz dBuV/m dBuV/m dBuV dB/m dB dB cm deg 1 5795.00 97.71 ------ ------ 85.10 35.91 10.16 33.46 341 242 AVERAGE

Mode	82	
	Band Edge - R	
	U-NII-3_5.47-5.85_802.11n HT40_CH159_Full_5795MHz	
ANT	23	
Pol.	Horizontal	Fundamental
Peak	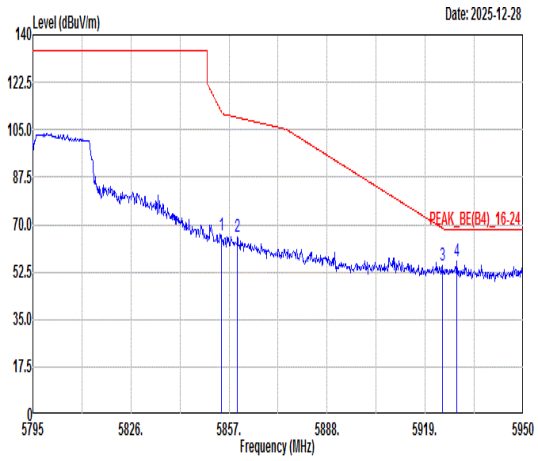 Freq Level Limit Line Margin (dB) Read Level Ant Factor Cable Loss Preamp Factor APos TPos Remark MHz dBuV/m dBuV/m dBuV dB/m dB dB cm deg 1 5854.68 65.88 111.54 -45.66 53.06 36.00 10.29 33.47 341 242 PEAK 2 5859.64 65.30 109.50 -44.20 52.47 36.00 10.30 33.47 341 242 PEAK 3 5924.43 54.87 68.72 -13.85 41.82 36.09 10.44 33.48 341 242 PEAK 4 5929.08 56.33 68.30 -11.97 43.27 36.10 10.45 33.49 341 242 PEAK	Blank

Mode	82
	Band Edge - L
	U-NII-3_5.47-5.85_802.11n HT40_CH159_Full_5795MHz
ANT	23

Pol.	Vertical	Fundamental
Peak	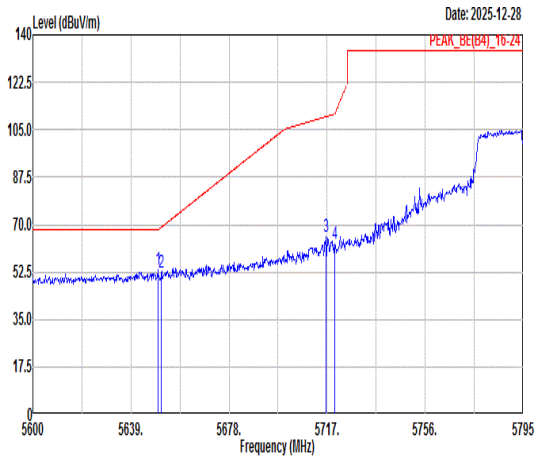 Freq Level Limit Line Margin (dB) Read Level Ant Factor Cable Loss Preamp Factor APos TPos Remark MHz dBuV/m dBuV/m dBuV dB/m dB dB cm deg 1 5649.73 53.43 68.30 -14.87 41.29 35.71 9.86 33.43 100 291 PEAK 2 5651.09 52.44 69.11 -16.67 40.30 35.71 9.86 33.43 100 291 PEAK 3 5716.61 65.49 109.85 -44.36 53.13 35.80 10.00 33.44 100 291 PEAK 4 5720.12 62.69 111.07 -48.38 50.31 35.81 10.01 33.44 100 291 PEAK	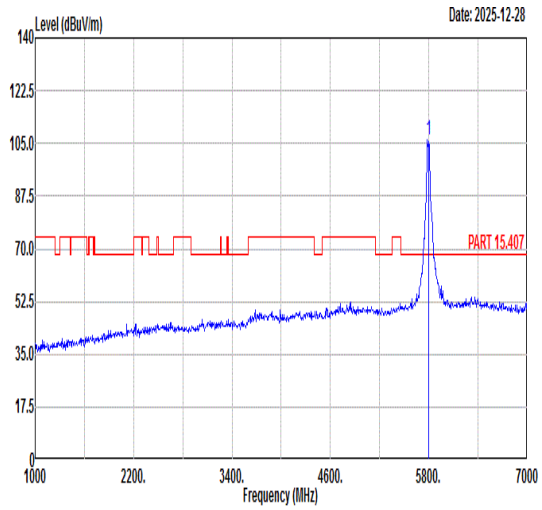 Freq Level Limit Line Margin (dB) Read Level Ant Factor Cable Loss Preamp Factor APos TPos Remark MHz dBuV/m dBuV/m dBuV dB/m dB dB cm deg 1 5795.00 106.14 ------ ------ 93.57 35.89 10.14 33.46 100 291 PEAK
Avg	Blank	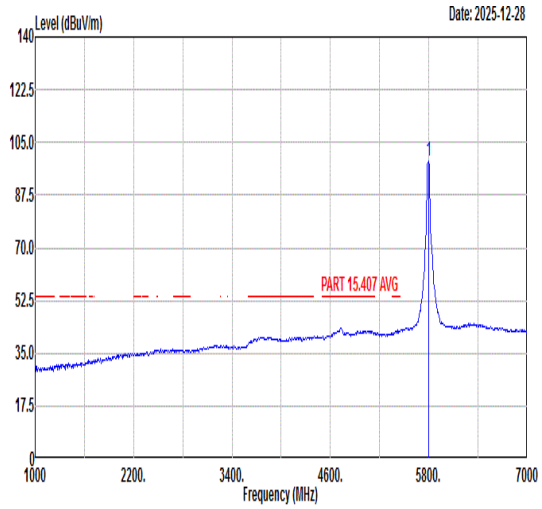 Freq Level Limit Line Margin (dB) Read Level Ant Factor Cable Loss Preamp Factor APos TPos Remark MHz dBuV/m dBuV/m dBuV dB/m dB dB cm deg 1 5795.00 98.81 ------ ------ 86.17 35.92 10.18 33.46 100 291 AVERAGE

Mode	82	
	Band Edge - R	
	U-NII-3_5.47-5.85_802.11n HT40_CH159_Full_5795MHz	
ANT	23	
Pol.	Vertical	Fundamental
Peak	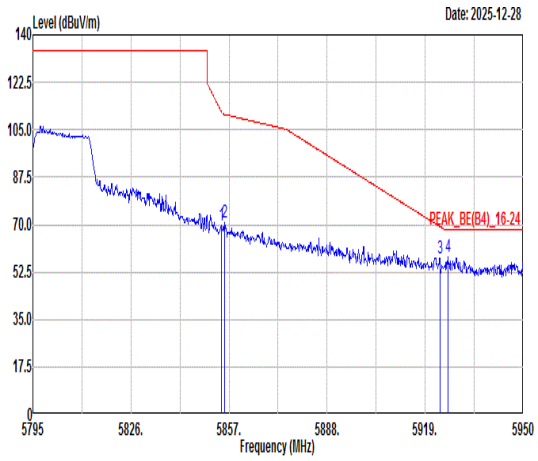 Freq Level Limit Line Margin (dB) Read Level Ant Factor Cable Loss Preamp Factor APos TPos Remark MHz dBuV/m dBuV/m dBuV dB/m dB dB cm deg 1 5854.52 69.52 111.89 -42.37 56.70 36.00 10.29 33.47 100 291 PEAK 2 5855.61 70.70 110.63 -39.93 57.88 36.00 10.29 33.47 100 291 PEAK 3 5923.65 57.50 69.29 -11.79 44.45 36.09 10.44 33.48 100 291 PEAK 4 5926.13 57.87 68.30 -10.43 44.82 36.10 10.44 33.49 100 291 PEAK	Blank

Co-location mode:

Mode	84	
	Band Edge - L	
	U-NII-1_5.15-5.25_802.11n HT40_CH38_Full_5190MHz+WWAN LTE B13 Link	
ANT	23+11	
Pol.	Horizontal	Fundamental
Peak	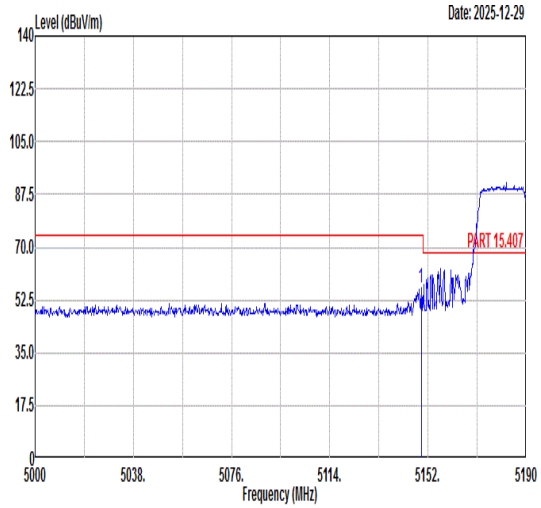 Freq Level Limit Line Margin (dB) Read Level Ant Factor Cable Loss Preamp Factor APos TPos Remark MHz dBuV/m dBuV/m dBuV dB/m dB dB cm deg 1 5149.34 56.61 74.00 -17.39 46.26 35.29 8.53 33.47 100 185 PEAK	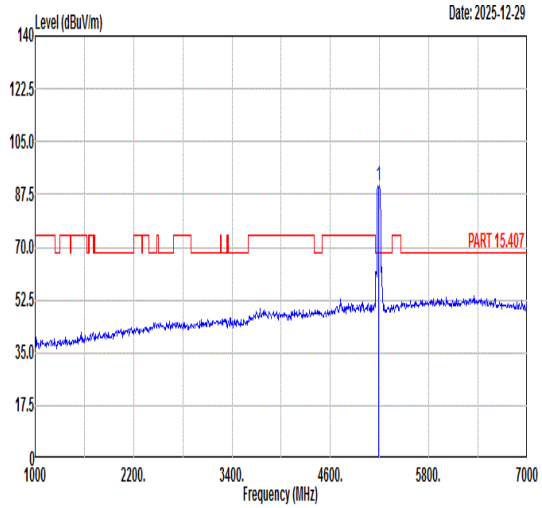 Freq Level Limit Line Margin (dB) Read Level Ant Factor Cable Loss Preamp Factor APos TPos Remark MHz dBuV/m dBuV/m dBuV dB/m dB dB cm deg 1 5190.00 90.35 ------ ------ 79.86 35.32 8.63 33.46 100 185 PEAK
Avg	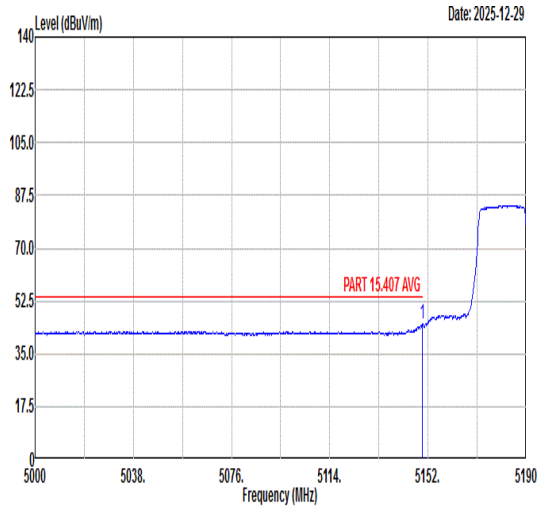 Freq Level Limit Line Margin (dB) Read Level Ant Factor Cable Loss Preamp Factor APos TPos Remark MHz dBuV/m dBuV/m dBuV dB/m dB dB cm deg 1 5149.91 44.71 54.00 -9.29 34.35 35.29 8.54 33.47 100 185 AVERAGE	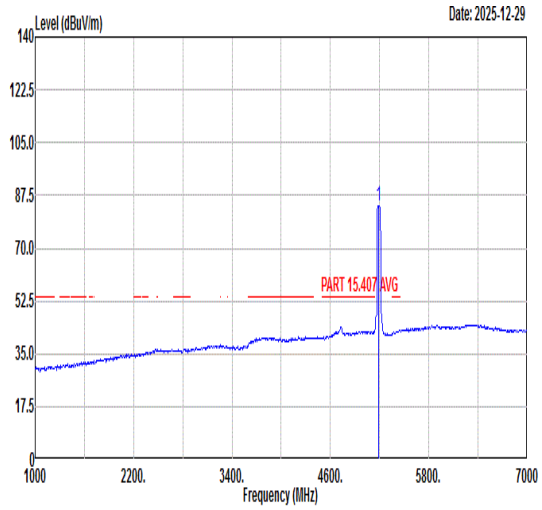 Freq Level Limit Line Margin (dB) Read Level Ant Factor Cable Loss Preamp Factor APos TPos Remark MHz dBuV/m dBuV/m dBuV dB/m dB dB cm deg 1 5190.00 84.04 ------ ------ 73.55 35.32 8.63 33.46 100 185 AVERAGE

Mode	84	
	Band Edge - R	
	U-NII-1_5.15-5.25_802.11n HT40_CH38_Full_5190MHz+WWAN LTE B13 Link	
ANT	23+11	
Pol.	Horizontal	Fundamental
Peak	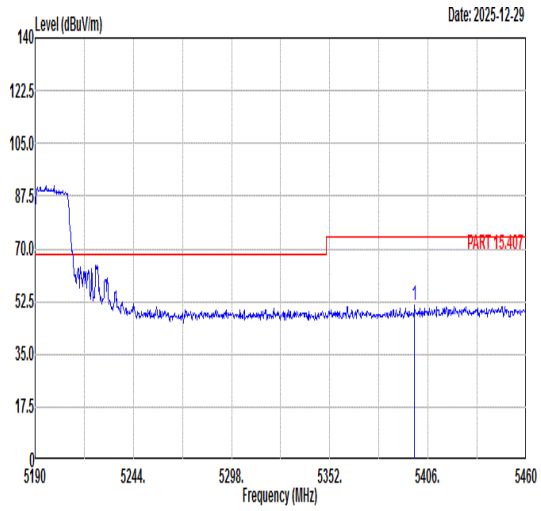 Freq Level Limit Line Margin (dB) Read Level Ant Factor Cable Loss Preamp Factor APos TPos Remark MHz dBuV/m dBuV/m dBuV dB/m dB dB cm deg 1 5398.71 51.05 74.00 -22.95 39.41 35.44 9.62 33.42 100 185 PEAK	Blank
Avg	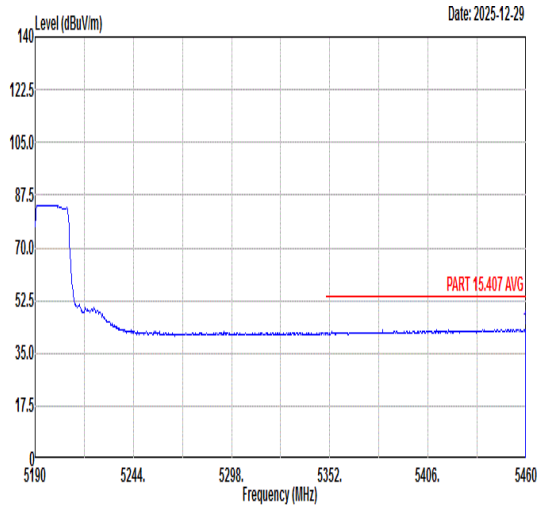 Freq Level Limit Line Margin (dB) Read Level Ant Factor Cable Loss Preamp Factor APos TPos Remark MHz dBuV/m dBuV/m dBuV dB/m dB dB cm deg 1 5459.73 42.96 54.00 -11.04 31.20 35.48 9.69 33.41 100 185 AVERAGE	Blank

Mode	84	
	Band Edge - L	
	U-NII-1_5.15-5.25_802.11n HT40_CH38_Full_5190MHz+WWAN LTE B13 Link	
ANT	23+11	
Pol.	Vertical	Fundamental
Peak	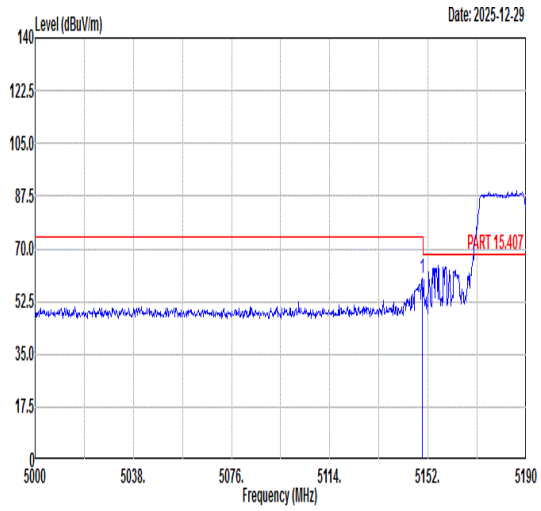 Freq Level Limit Line Margin (dB) Read Level Ant Factor Cable Loss Preamp Factor APos TPos Remark MHz dBuV/m dBuV/m dBuV dB/m dB dB cm deg 1 5149.72 60.36 74.00 -13.64 50.00 35.29 8.54 33.47 300 30 PEAK	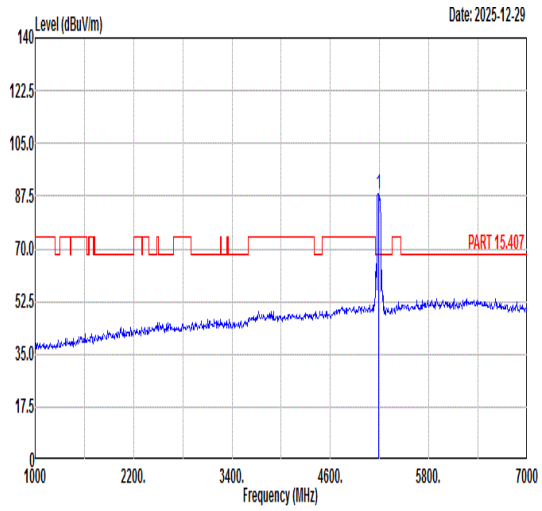 Freq Level Limit Line Margin (dB) Read Level Ant Factor Cable Loss Preamp Factor APos TPos Remark MHz dBuV/m dBuV/m dBuV dB/m dB dB cm deg 1 5190.00 88.42 ------ ------ 77.96 35.31 8.61 33.46 300 30 PEAK
Avg	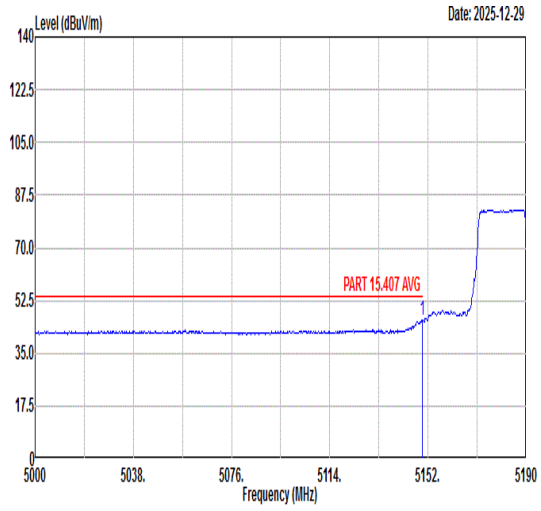 Freq Level Limit Line Margin (dB) Read Level Ant Factor Cable Loss Preamp Factor APos TPos Remark MHz dBuV/m dBuV/m dBuV dB/m dB dB cm deg 1 5149.72 45.81 54.00 -8.19 35.45 35.29 8.54 33.47 300 30 AVERAGE	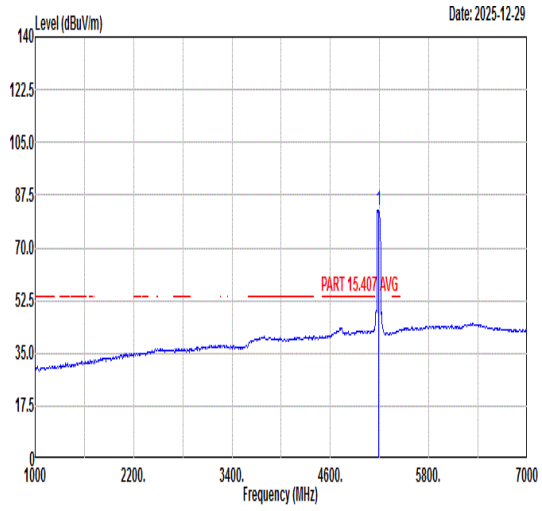 Freq Level Limit Line Margin (dB) Read Level Ant Factor Cable Loss Preamp Factor APos TPos Remark MHz dBuV/m dBuV/m dBuV dB/m dB dB cm deg 1 5190.00 82.35 ------ ------ 71.89 35.31 8.61 33.46 300 30 AVERAGE

Mode	84	
	Band Edge - R	
	U-NII-1_5.15-5.25_802.11n HT40_CH38_Full_5190MHz+WWAN LTE B13 Link	
ANT	23+11	
Pol.	Vertical	Fundamental
Peak	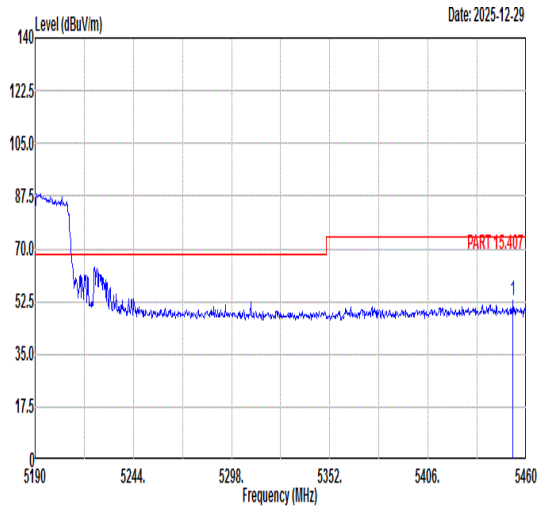 Freq Level Limit Line Margin (dB) Read Level Ant Factor Cable Loss Preamp Factor APos TPos Remark MHz dBuV/m dBuV/m dBuV dB/m dB dB cm deg 1 5452.71 52.59 74.00 -21.41 40.85 35.47 9.68 33.41 300 30 PEAK	Blank
Avg	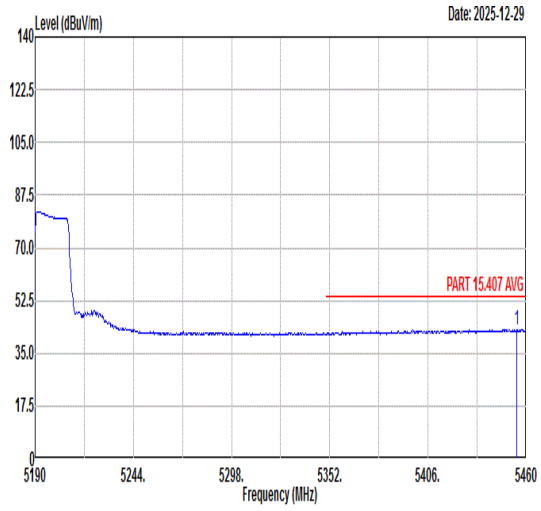 Freq Level Limit Line Margin (dB) Read Level Ant Factor Cable Loss Preamp Factor APos TPos Remark MHz dBuV/m dBuV/m dBuV dB/m dB dB cm deg 1 5454.87 42.85 54.00 -11.15 31.11 35.47 9.68 33.41 300 30 AVERAGE	Blank

Mode	84	
	Harmonic	
	U-NII-1_5.15-5.25_802.11n HT40_CH38_Full_5190MHz+WWAN LTE B13 Link	
ANT	23+11	
Pol.	Horizontal	Vertical
Peak Avg	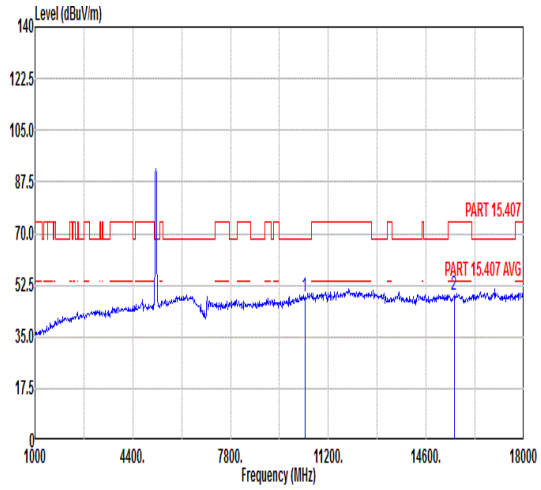 Freq Level Limit Line Margin Read Level Ant Factor Cable Loss Preamp Factor APos TPos Remark MHz dBuV/m dBuV/m dB dBuV dB/m dB dB cm deg 1 10380.00 48.45 68.30 -19.85 31.77 38.48 12.08 33.88 --- --- Peak 2 15570.00 49.14 74.00 -24.86 28.13 41.34 14.60 34.93 --- --- Peak	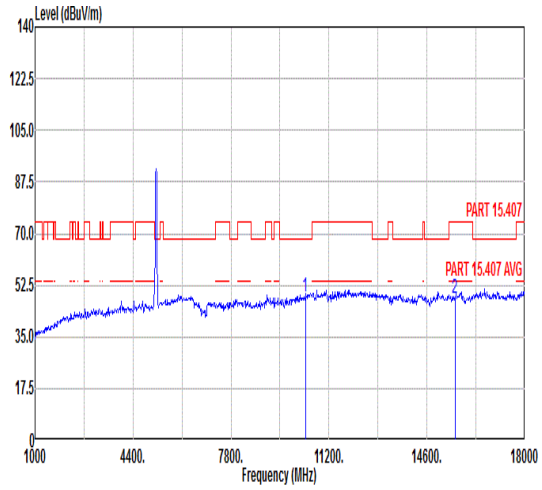 Freq Level Limit Line Margin Read Level Ant Factor Cable Loss Preamp Factor APos TPos Remark MHz dBuV/m dBuV/m dB dBuV dB/m dB dB cm deg 1 10380.00 48.50 68.30 -19.80 31.82 38.48 12.08 33.88 --- --- Peak 2 15570.00 48.15 74.00 -25.85 27.14 41.34 14.60 34.93 --- --- Peak

Note: The frequency points over limit line are fundamental signals, which can be ignored.

Mode	85	
	Band Edge - L	
	U-NII-1_5.15-5.25_802.11n HT40_CH38_Full_5190MHz+WWAN LTE B13 Link+BLE_2M_CH38	
ANT	23+11+22	
Pol.	Horizontal	Fundamental
Peak	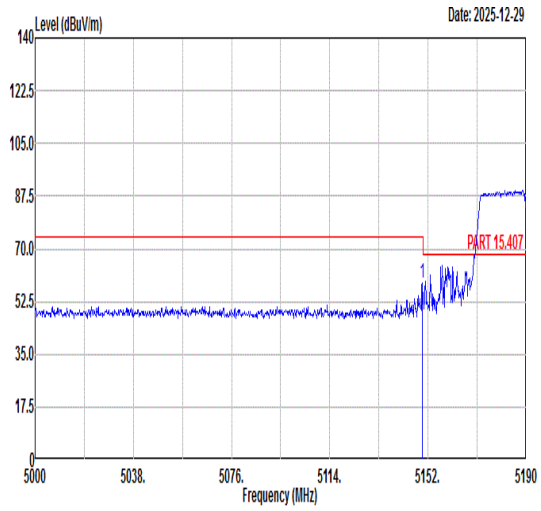 Freq Level Limit Line Margin (dB) Read Level Ant Factor Cable Loss Preamp Factor APos TPos Remark MHz dBuV/m dBuV/m dBuV dB/m dB dB cm deg 1 5149.91 58.80 74.00 -15.20 48.44 35.29 8.54 33.47 200 11 PEAK	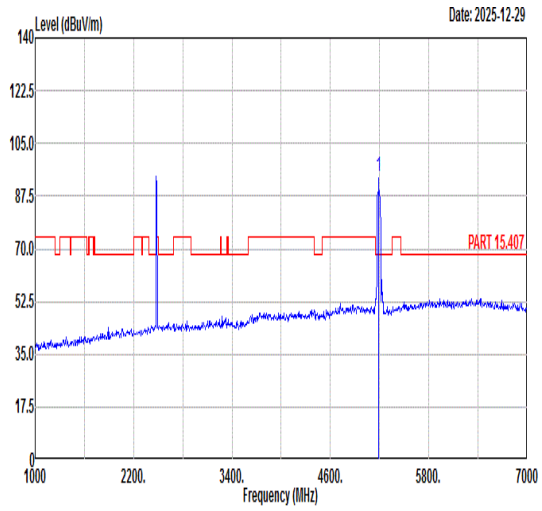 Freq Level Limit Line Margin (dB) Read Level Ant Factor Cable Loss Preamp Factor APos TPos Remark MHz dBuV/m dBuV/m dBuV dB/m dB dB cm deg 1 5190.00 94.15 ------ ------ 89.83 32.56 5.87 34.11 200 11 PEAK
Avg	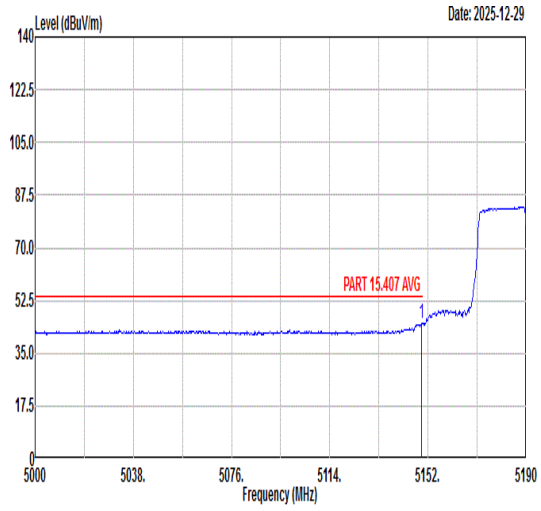 Freq Level Limit Line Margin (dB) Read Level Ant Factor Cable Loss Preamp Factor APos TPos Remark MHz dBuV/m dBuV/m dBuV dB/m dB dB cm deg 1 5149.53 45.08 54.00 -8.92 34.73 35.29 8.53 33.47 200 11 AVERAGE	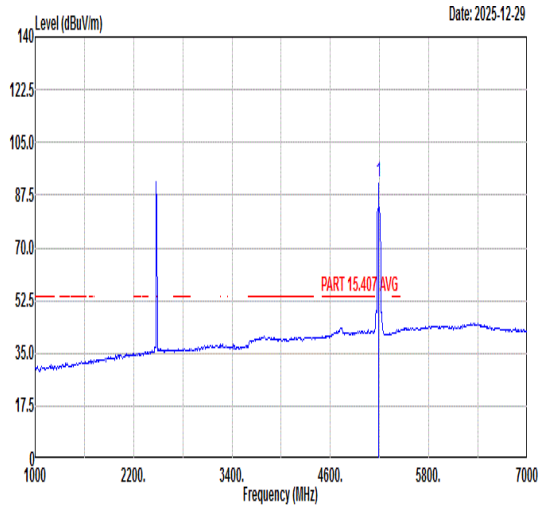 Freq Level Limit Line Margin (dB) Read Level Ant Factor Cable Loss Preamp Factor APos TPos Remark MHz dBuV/m dBuV/m dBuV dB/m dB dB cm deg 1 5190.00 92.01 ------ ------ 87.69 32.56 5.87 34.11 200 11 AVERAGE

Mode	85	
	Band Edge - R	
	U-NII-1_5.15-5.25_802.11n HT40_CH38_Full_5190MHz+WWAN LTE B13 Link+BLE_2M_CH38	
ANT	23+11+22	
Pol.	Horizontal	Fundamental
Peak	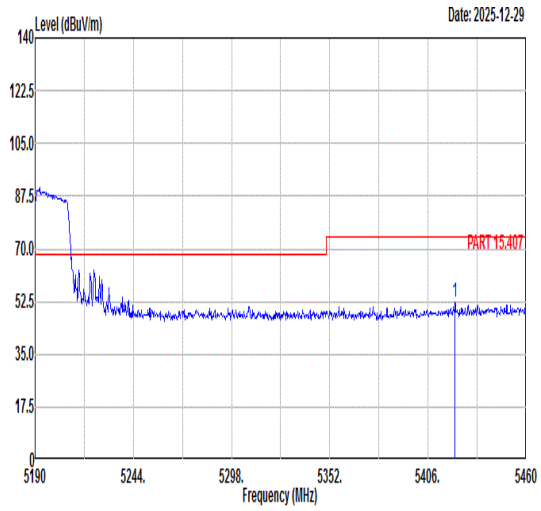 Freq Level Limit Line Margin (dB) Read Level Ant Factor Cable Loss Preamp Factor APos TPos Remark MHz dBuV/m dBuV/m dBuV dB/m dB dB cm deg 1 5420.85 52.07 74.00 -21.93 40.37 35.45 9.67 33.42 200 11 PEAK	Blank
Avg	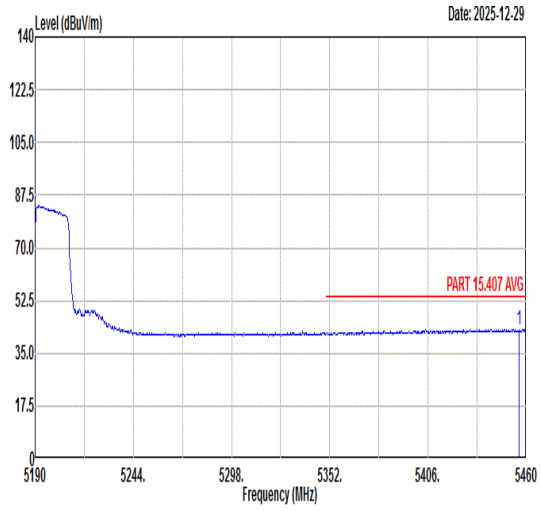 Freq Level Limit Line Margin (dB) Read Level Ant Factor Cable Loss Preamp Factor APos TPos Remark MHz dBuV/m dBuV/m dBuV dB/m dB dB cm deg 1 5455.95 42.80 54.00 -11.20 31.05 35.47 9.69 33.41 200 11 AVERAGE	Blank

Mode	85	
	Band Edge - L	
	U-NII-1_5.15-5.25_802.11n HT40_CH38_Full_5190MHz+WWAN LTE B13 Link+BLE_2M_CH38	
ANT	23+11+22	
Pol.	Vertical	Fundamental
Peak	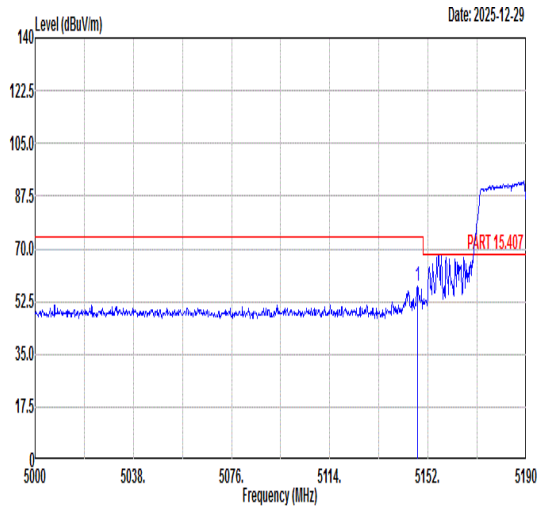 Freq Level Limit Line Margin (dB) Read Level Ant Factor Cable Loss Preamp Factor APos TPos Remark MHz dBuV/m dBuV/m dBuV dB/m dB dB cm deg 1 5147.82 57.44 74.00 -16.56 47.09 35.29 8.53 33.47 154 19 PEAK	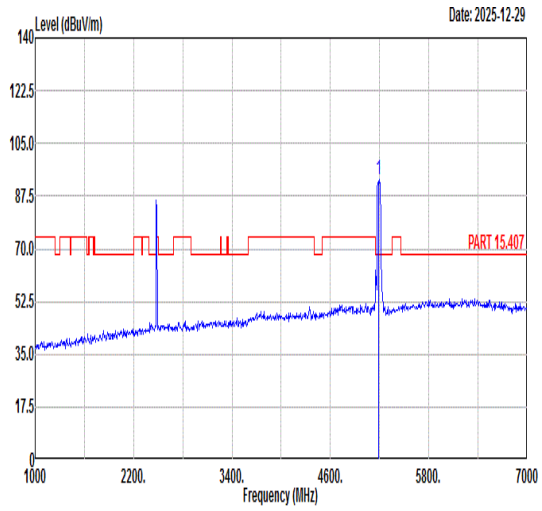 Freq Level Limit Line Margin (dB) Read Level Ant Factor Cable Loss Preamp Factor APos TPos Remark MHz dBuV/m dBuV/m dBuV dB/m dB dB cm deg 1 5190.00 92.74 ------ ------ 82.26 35.32 8.62 33.46 154 19 PEAK
Avg	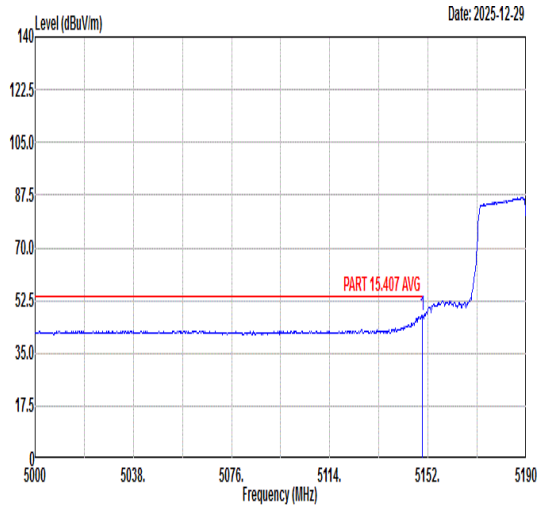 Freq Level Limit Line Margin (dB) Read Level Ant Factor Cable Loss Preamp Factor APos TPos Remark MHz dBuV/m dBuV/m dBuV dB/m dB dB cm deg 1 5149.91 47.51 54.00 -6.49 37.15 35.29 8.54 33.47 154 19 AVERAGE	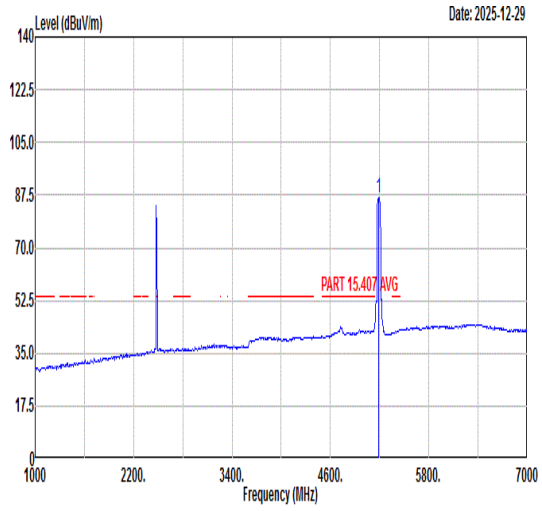 Freq Level Limit Line Margin (dB) Read Level Ant Factor Cable Loss Preamp Factor APos TPos Remark MHz dBuV/m dBuV/m dBuV dB/m dB dB cm deg 1 5190.00 86.82 ------ ------ 76.34 35.32 8.62 33.46 154 19 AVERAGE

Mode	85	
	Band Edge - R	
	U-NII-1_5.15-5.25_802.11n HT40_CH38_Full_5190MHz+WWAN LTE B13 Link+BLE_2M_CH38	
ANT	23+11+22	
Pol.	Vertical	Fundamental
Peak	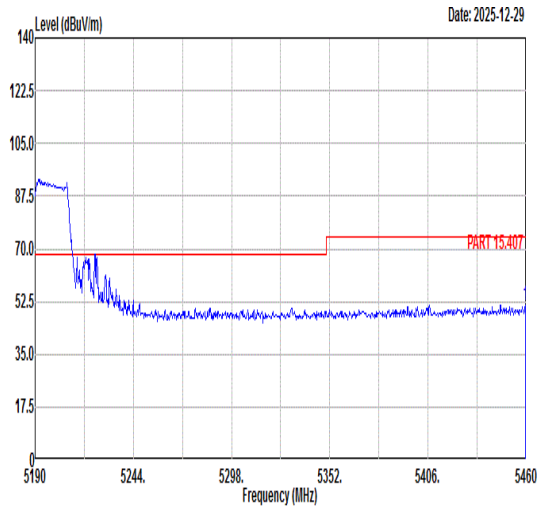 Freq Level Limit Line Margin (dB) Read Level Ant Factor Cable Loss Preamp Factor APos TPos Remark MHz dBuV/m dBuV/m dBuV dB/m dB dB cm deg 1 5459.46 51.29 74.00 -22.71 39.53 35.48 9.69 33.41 154 19 PEAK	Blank
Avg	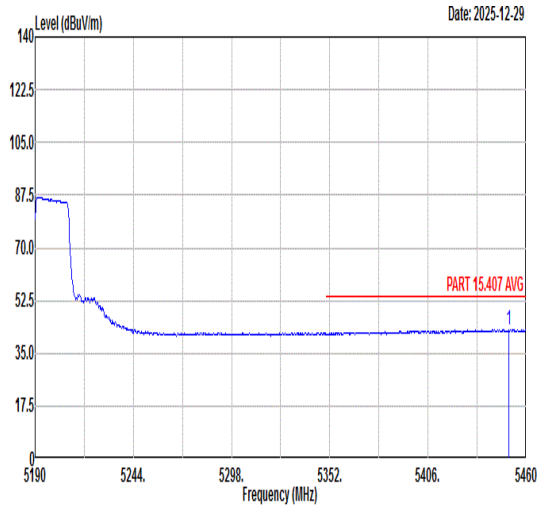 Freq Level Limit Line Margin (dB) Read Level Ant Factor Cable Loss Preamp Factor APos TPos Remark MHz dBuV/m dBuV/m dBuV dB/m dB dB cm deg 1 5450.28 43.02 54.00 -10.98 31.28 35.47 9.68 33.41 154 19 AVERAGE	Blank

Mode	85	
	Band Edge	
	U-NII-1_5.15-5.25_802.11n HT40_CH38_Full_5190MHz+WWAN LTE B13 Link+BLE_2M_CH38	
ANT	23+11+22	
Pol.	Horizontal	Fundamental
Peak	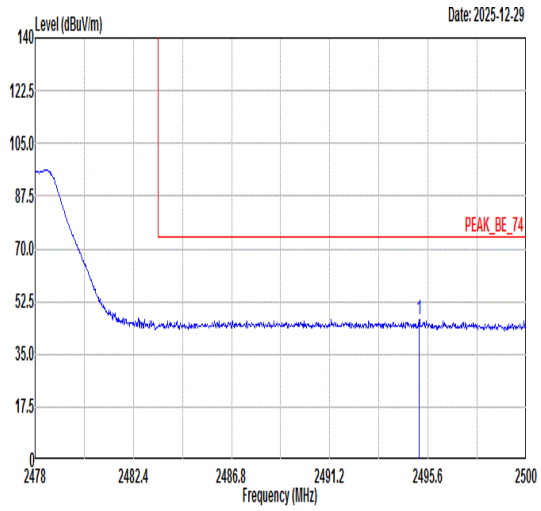 Freq Level Limit Line Margin (dB) Read Level Ant Factor Cable Loss Preamp Factor APos TPos Remark MHz dBuV/m dBuV/m dBuV dB/m dB dB cm deg 1 2495.20 46.32 74.00 -27.68 41.93 32.59 5.90 34.10 224 30 PEAK	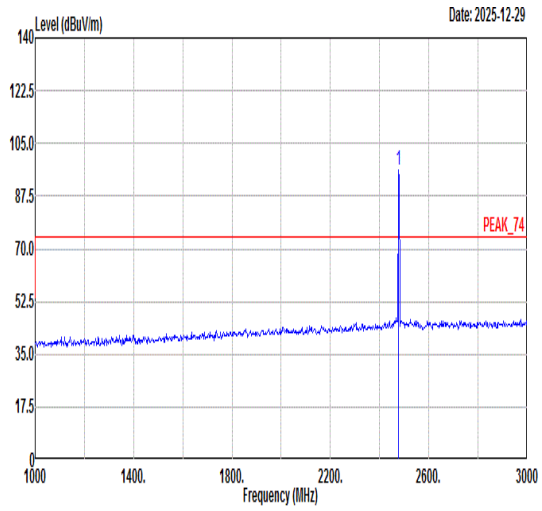 Freq Level Limit Line Margin (dB) Read Level Ant Factor Cable Loss Preamp Factor APos TPos Remark MHz dBuV/m dBuV/m dBuV dB/m dB dB cm deg 1 2478.00 96.34 ------ ------ 91.99 32.56 5.90 34.11 224 30 PEAK
Avg	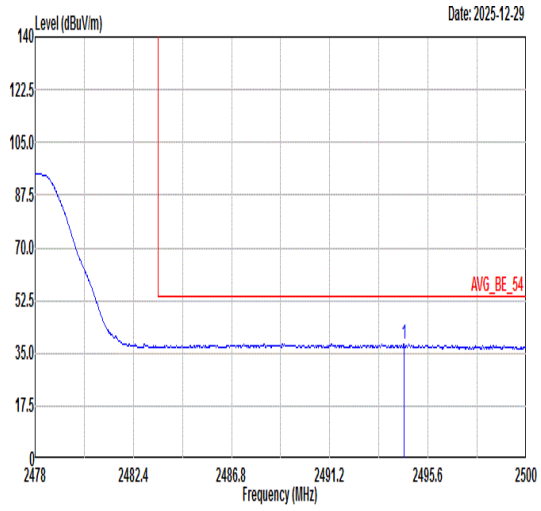 Freq Level Limit Line Margin (dB) Read Level Ant Factor Cable Loss Preamp Factor APos TPos Remark MHz dBuV/m dBuV/m dBuV dB/m dB dB cm deg 1 2494.52 38.08 54.00 -15.92 33.69 32.59 5.90 34.10 224 30 AVERAGE	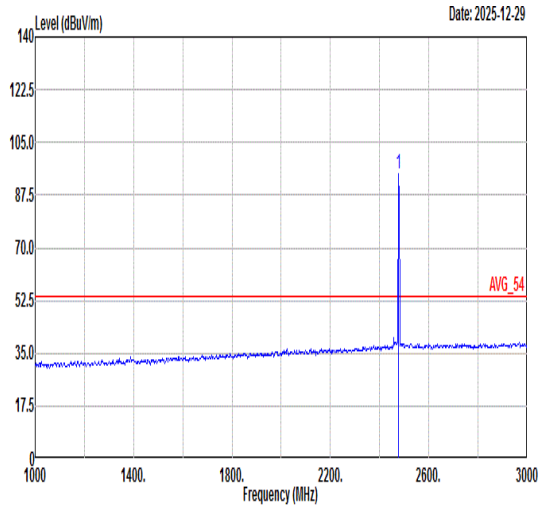 Freq Level Limit Line Margin (dB) Read Level Ant Factor Cable Loss Preamp Factor APos TPos Remark MHz dBuV/m dBuV/m dBuV dB/m dB dB cm deg 1 2478.00 94.52 ------ ------ 90.17 32.56 5.90 34.11 224 30 AVERAGE

Mode	85	
	Band Edge	
	U-NII-1_5.15-5.25_802.11n HT40_CH38_Full_5190MHz+WWAN LTE B13 Link+BLE_2M_CH38	
ANT	23+11+22	
Pol.	Vertical	Fundamental
Peak	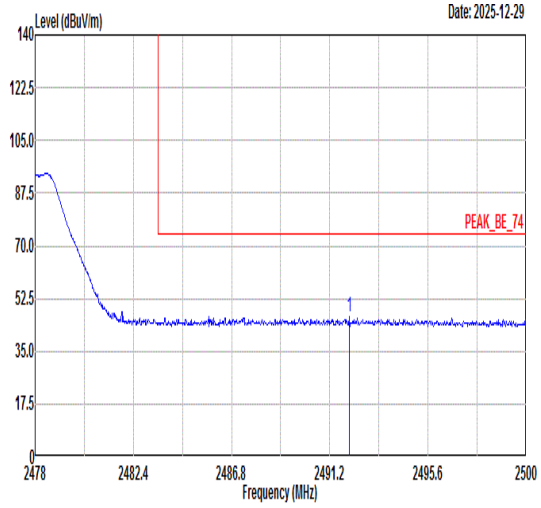 Freq Level Limit Line Margin (dB) Read Level Ant Factor Cable Loss Preamp Factor APos TPos Remark MHz dBuV/m dBuV/m dBuV dB/m dB dB cm deg 1 2492.06 46.70 74.00 -27.30 42.30 32.59 5.91 34.10 400 65 PEAK	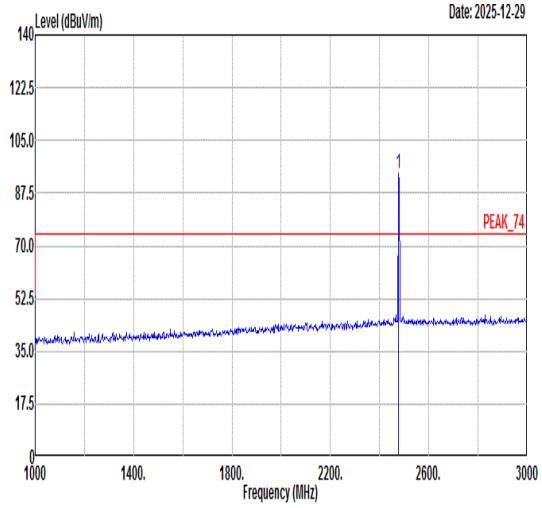 Freq Level Limit Line Margin (dB) Read Level Ant Factor Cable Loss Preamp Factor APos TPos Remark MHz dBuV/m dBuV/m dBuV dB/m dB dB cm deg 1 2478.00 94.06 ------ ------ 89.71 32.56 5.90 34.11 400 65 PEAK
Avg	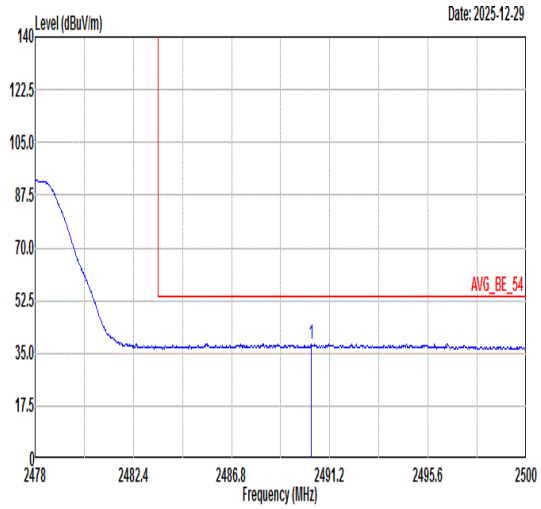 Freq Level Limit Line Margin (dB) Read Level Ant Factor Cable Loss Preamp Factor APos TPos Remark MHz dBuV/m dBuV/m dBuV dB/m dB dB cm deg 1 2490.36 38.18 54.00 -15.82 33.78 32.58 5.92 34.10 400 65 AVERAGE	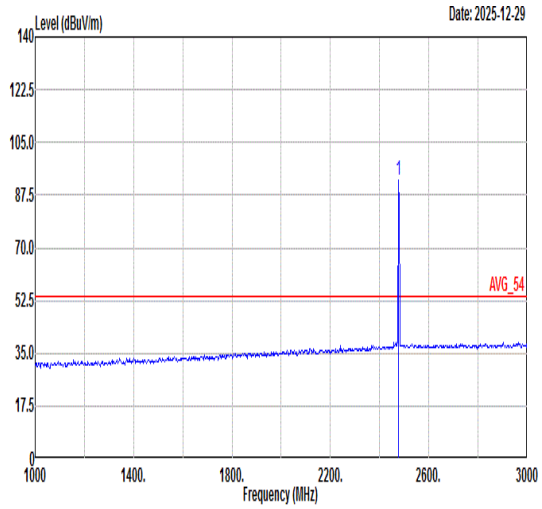 Freq Level Limit Line Margin (dB) Read Level Ant Factor Cable Loss Preamp Factor APos TPos Remark MHz dBuV/m dBuV/m dBuV dB/m dB dB cm deg 1 2478.00 92.24 ------ ------ 87.89 32.56 5.90 34.11 400 65 AVERAGE

Mode	85	
	Harmonic	
	U-NII-1_5.15-5.25_802.11n HT40_CH38_Full_5190MHz+WWAN LTE B13 Link+BLE_2M_CH38	
ANT	23+11+22	
Pol.	Horizontal	Vertical
Peak Avg	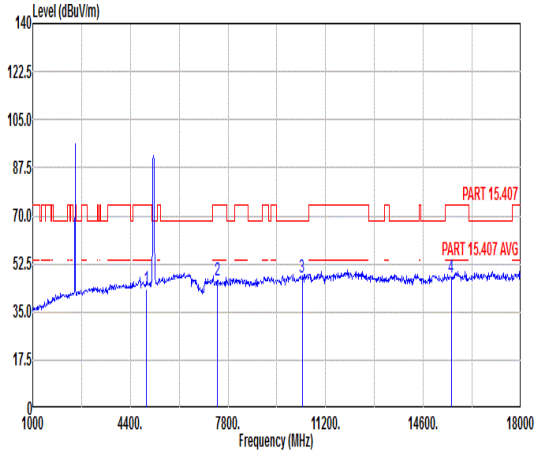 Freq Level Limit Line Margin Read Level Ant Factor Cable Loss Preamp Factor APos TPos Remark MHz dBuV/m dBuV/m dB dBuV dB/m dB dB cm deg 1 4956.00 43.55 74.00 -30.45 31.94 36.63 8.48 33.50 --- --- Peak 2 7434.00 46.27 74.00 -27.73 33.64 36.77 10.17 34.31 --- --- Peak 3 10380.00 47.68 68.30 -20.62 31.00 38.48 12.08 33.88 --- --- Peak 4 15570.00 47.64 74.00 -26.36 26.63 41.34 14.60 34.93 --- --- Peak	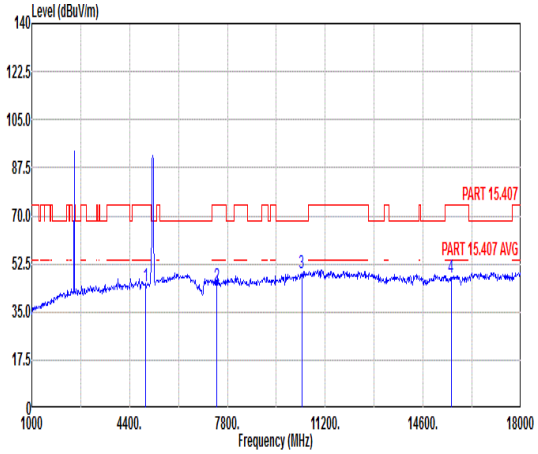 Freq Level Limit Line Margin Read Level Ant Factor Cable Loss Preamp Factor APos TPos Remark MHz dBuV/m dBuV/m dB dBuV dB/m dB dB cm deg 1 4956.00 44.36 74.00 -29.64 32.75 36.63 8.48 33.50 --- --- Peak 2 7434.00 44.22 74.00 -29.78 31.59 36.77 10.17 34.31 --- --- Peak 3 10380.00 49.33 68.30 -18.97 32.65 38.48 12.08 33.88 --- --- Peak 4 15570.00 47.72 74.00 -26.28 26.71 41.34 14.60 34.93 --- --- Peak

Note: The frequency points over limit line are fundamental signals, which can be ignored.

Appendix D. Duty Cycle Plots

Band	Duty Cycle(%)	T(ms)	1/T(kHz)	VBW Setting
802.11a	97.21	1.395	0.7168	1KHz
802.11n HT20	96.65	1.3	0.769	1KHz
802.11n HT40	93.88	0.644	1.553	3KHz
802.11ac VHT80	88.04	0.324	3.086	10KHz
802.11ax HE20 Full/Partial RU	96.31	1.019	0.981	1KHz
802.11ax HE40	92.39	0.534	1.873	3KHz
802.11ax HE80	86.75	0.288	3.472	10KHz

802.11a

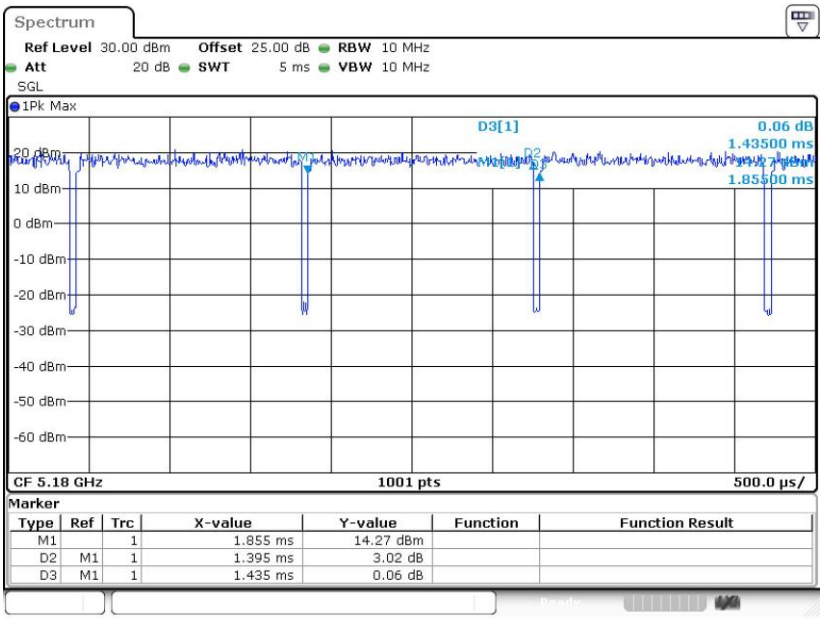

802.11n HT20

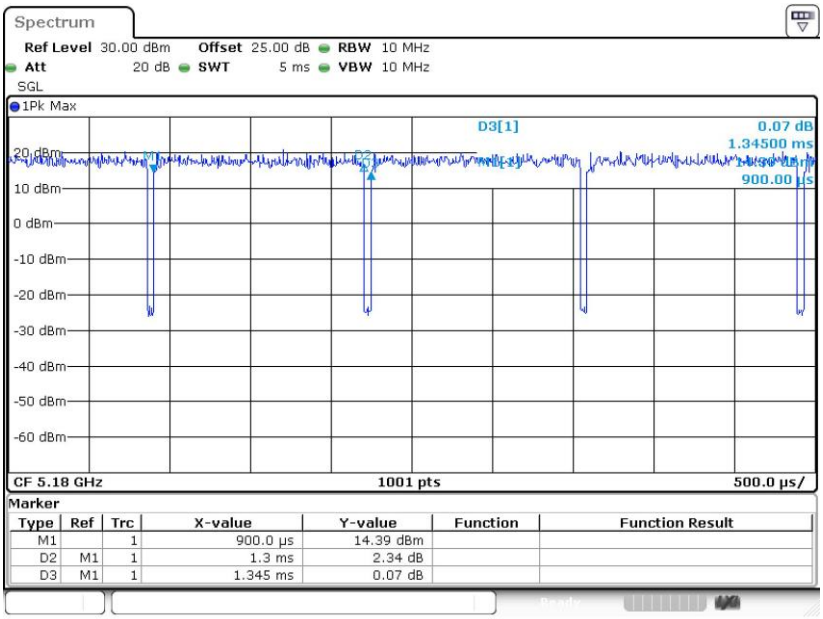

802.11n HT40

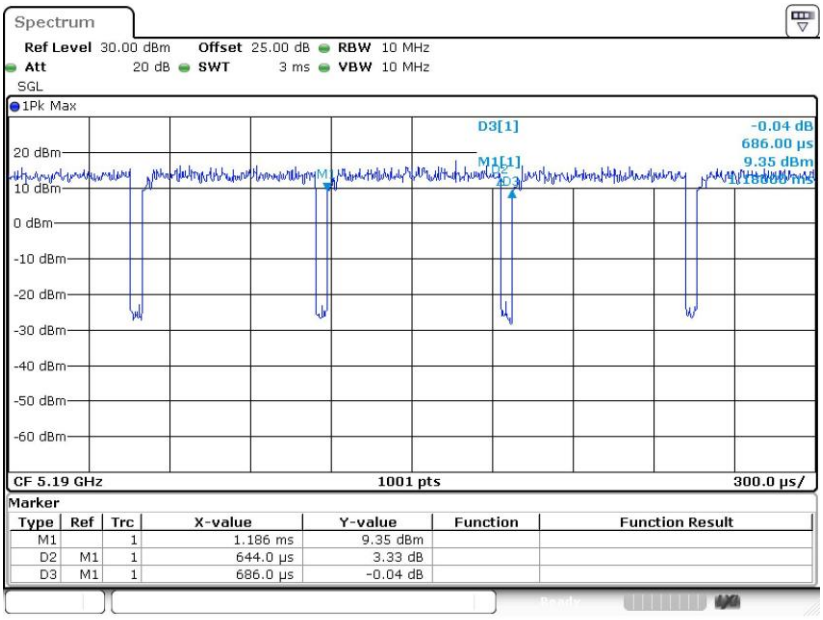

802.11ac VHT80

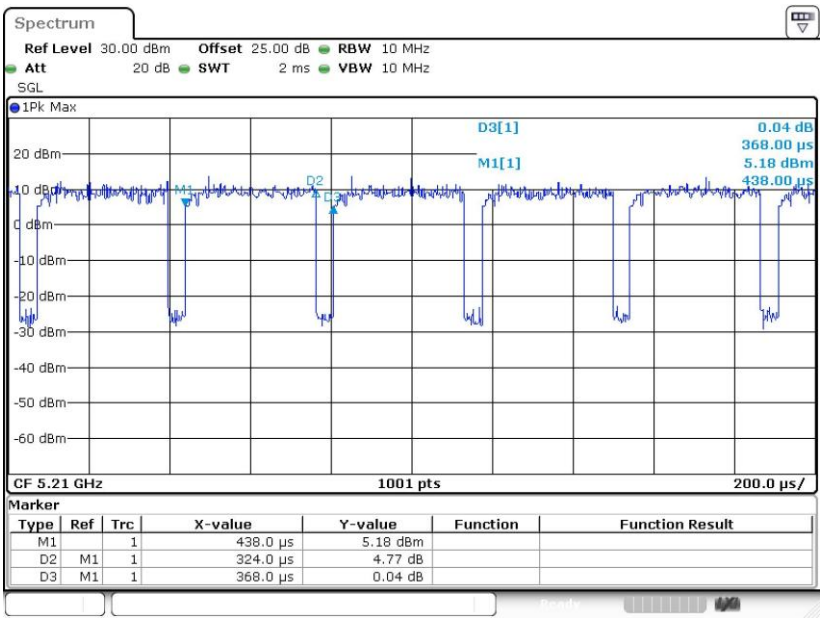

802.11ax HE20

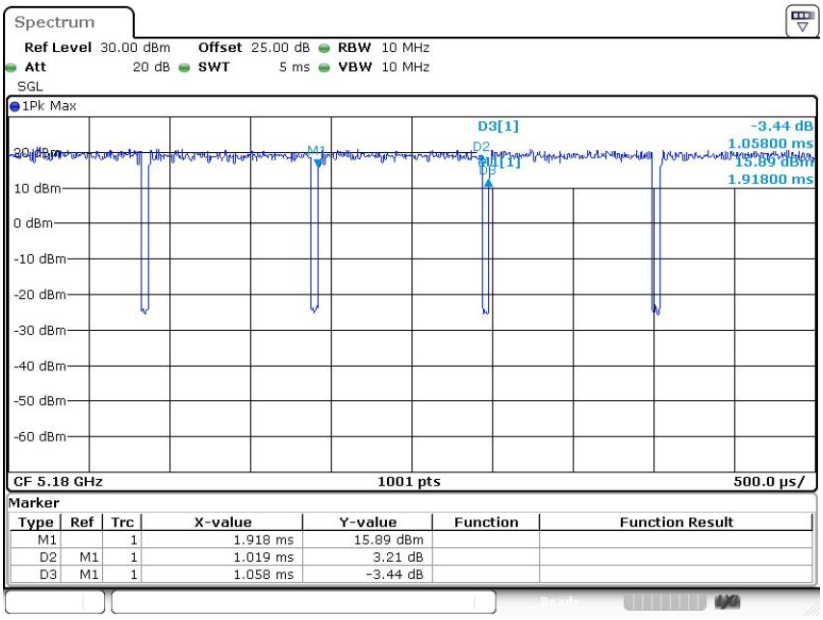

802.11ax HE40

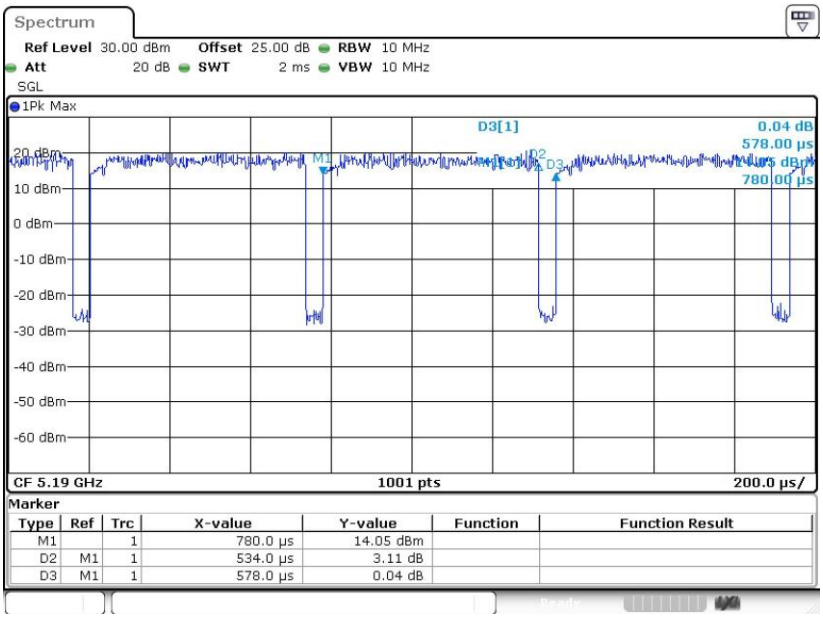
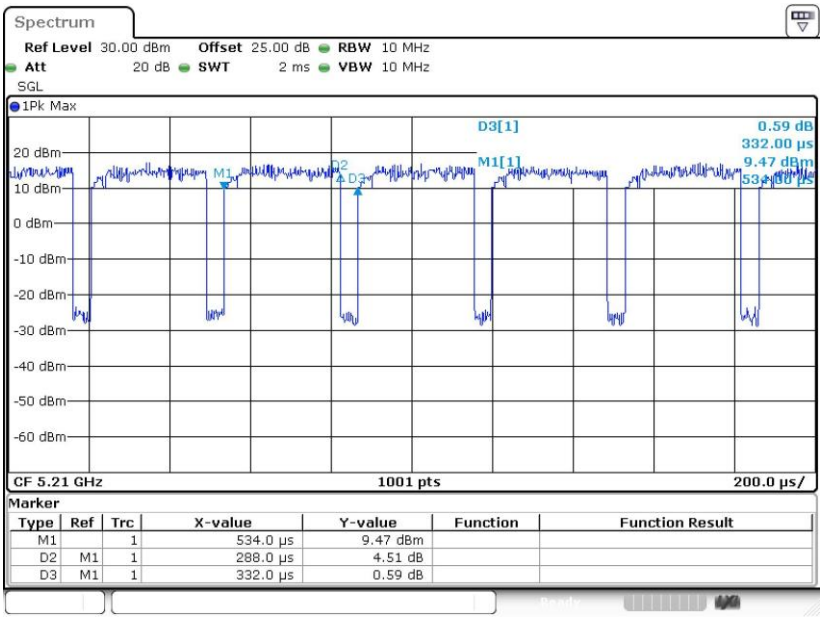
802.11ax HE80