## 3.6 AC Conducted Emission Measurement

### 3.6.1 Limit of AC Conducted Emission

For equipment that is designed to be connected to the public utility (AC) power line, the radio frequency voltage that is conducted back onto the AC power line on any frequency or frequencies within the band 150 kHz to 30 MHz shall not exceed the limits in the following table.

| Frequency of Emission (MHz) | Conducted Limit (dBµV) | |
|---|---|---|
| | Quasi-Peak | Average |
| 0.15-0.5 | 66 to 56* | 56 to 46* |
| 0.5-5 | 56 | 46 |
| 5-30 | 60 | 50 |

*Decreases with the logarithm of the frequency.

### 3.6.2 Measuring Instruments

The measuring equipment is listed in the section 4 of this test report.

### 3.6.3 Test Procedures

1. The EUT was placed 0.4 meter from the conducting wall of the shielding room, and it was kept at least 80 centimeters from any other grounded conducting surface.
2. Connect EUT to the power mains through a line impedance stabilization network (LISN).
3. All the support units are connecting to the other LISN.
4. The LISN provides 50 ohm coupling impedance for the measuring instrument.
5. The FCC states that a 50 ohm, 50 microhenry LISN should be used.
6. Both sides of AC line were checked for maximum conducted interference.
7. The frequency range from 150 kHz to 30 MHz was searched.
8. Set the test-receiver system to Peak Detect Function and specified bandwidth (IF bandwidth = 9kHz) with Maximum Hold Mode.

### 3.6.4 Test Setup

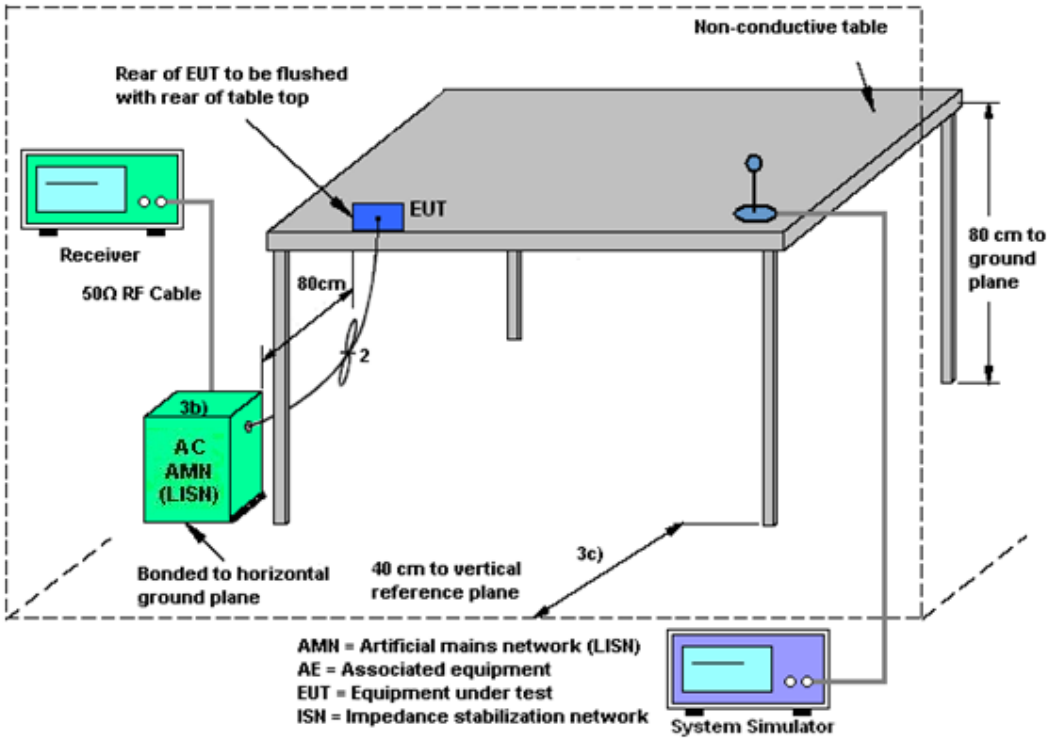


### 3.6.5 Test Result of AC Conducted Emission

Please refer to Appendix B.

## 3.7 Antenna Requirements

### 3.7.1 Standard Applicable

If directional gain of transmitting Antennas is greater than 6dBi, the power shall be reduced by the same level in dB comparing to gain minus 6dBi. The use of a permanently attached Antenna or of an Antenna that uses a unique coupling to the intentional radiator shall be considered sufficient to comply with the rule.

### 3.7.2 Antenna Anti-Replacement Construction

An embedded-in antenna design is used.

### 3.7.3 Antenna Gain

The antenna peak gain of EUT is less than 6 dBi. Therefore, it is not necessary to reduce maximum peak output power limit.

# 4 List of Measuring Equipment

| Instrument | Manufacturer | Model No. | Serial No. | Characteristics | Calibration Date | Test Date | Due Date | Remark |
|---|---|---|---|---|---|---|---|---|
| Spectrum Analyzer | R&S | FSV40 | 101078 | 10Hz~40GHz | Apr. 02, 2025 | Dec. 23, 2025~ Jan. 06, 2026 | Apr. 01, 2026 | Conducted (TH01-SZ) |
| Pulse Power Senor | Anritsu | MA2411B | 1339473 | 30MHz~40GHz | Dec. 25, 2024 | Dec. 23, 2025~ Jan. 06, 2026 | Dec. 24, 2025 | Conducted (TH01-SZ) |
| Pulse Power Senor | Anritsu | MA2411B | 1339473 | 30MHz~40GHz | Dec. 24, 2025 | | Dec. 23, 2026 | Conducted (TH01-SZ) |
| Power Meter | Anritsu | ML2495A | 1218010 | 50MHz Bandwidth | Oct. 14, 2025 | Dec. 23, 2025~ Jan. 06, 2026 | Oct. 13, 2026 | Conducted (TH01-SZ) |
| EMI Receiver | R&S | ESR7 | 102297 | 9kHz~7GHz; | Jul. 03, 2025 | Dec. 08, 2025 | Jul. 02, 2026 | Conduction (CO02-SZ) |
| AC LISN | R&S | ENV216 | 101499 | 9kHz~30MHz | Jul. 03, 2025 | Dec. 08, 2025 | Jul. 02, 2026 | Conduction (CO02-SZ) |
| AC Power Source | CHROMA | 61601 | 616010002470 | 100Vac~250Vac | Dec.25, 2024 | Dec. 08, 2025 | Dec. 24, 2025 | Conduction (CO02-SZ) |
| EMI Test Receiver | R&S | ESR7 | 101404 | 9kHz~7GHz | Oct. 15, 2025 | Dec. 26, 2025~ Dec. 29, 2025 | Oct. 14, 2026 | Radiation (03CH04-SZ) |
| EXA Spectrum Analyzer | KEYSIGHT | N9010A | MY55150213 | 10Hz~44GHz | Jul. 03, 2025 | Dec. 26, 2025~ Dec. 29, 2025 | Jul. 02, 2026 | Radiation (03CH04-SZ) |
| Loop Antenna | R&S | HFH2-Z2E | 101141 | 9kHz~30MHz | Dec. 25, 2025 | Dec. 26, 2025~ Dec. 29, 2025 | Dec. 24, 2026 | Radiation (03CH04-SZ) |
| Bilog Antenna | TeseQ | CBL6111D | 41909 | 30MHz~1GHz | Apr. 21, 2025 | Dec. 26, 2025~ Dec. 29, 2025 | Apr. 20, 2026 | Radiation (03CH04-SZ) |
| Double Ridge Guide Antenna | ETS-Lindgren | Burgeon-3117 | 00240057 | 1GHz~18GHz | Jun. 26, 2025 | Dec. 26, 2025~ Dec. 29, 2025 | Jun. 25, 2026 | Radiation (03CH04-SZ) |
| Horn Antenna | SCHWARZBECK | BBHA9170 | 9170#679 | 15GHz~40GHz | Jul. 04, 2025 | Dec. 26, 2025~ Dec. 29, 2025 | Jul. 03, 2026 | Radiation (03CH04-SZ) |
| LF Amplifier | EM Electronics | EM330 | 060773 | 20MHz-3GHz | Apr. 02, 2025 | Dec. 26, 2025~ Dec. 29, 2025 | Apr. 01, 2026 | Radiation (03CH04-SZ) |
| HF Amplifier | MITEQ | AMF-7D-00101800-30-10P-R | 1943528 | 1GHz~18GHz | Oct. 13, 2025 | Dec. 26, 2025~ Dec. 29, 2025 | Oct. 12, 2026 | Radiation (03CH04-SZ) |
| HF Amplifier | MITEQ | TTA1840-35-HG | 1871923 | 18GHz~40GHz | Jul. 02, 2025 | Dec. 26, 2025~ Dec. 29, 2025 | Jul. 01, 2026 | Radiation (03CH04-SZ) |
| Amplifier | Agilent Technologies | 83017A | MY57280136 | 500MHz~26.5GHz | Jul. 03, 2025 | Dec. 26, 2025~ Dec. 29, 2025 | Jul. 02, 2026 | Radiation (03CH04-SZ) |
| AC Power Source | APC | AFV-S-600B | F119050019 | N/A | Oct. 14, 2025 | Dec. 26, 2025~ Dec. 29, 2025 | Oct. 13, 2026 | Radiation (03CH04-SZ) |
| Turn Table | EM | EM1000 | N/A | 0~360 degree | NCR | Dec. 26, 2025~ Dec. 29, 2025 | NCR | Radiation (03CH04-SZ) |
| Antenna Mast | EM | EM1000 | N/A | 1 m~4 m | NCR | Dec. 26, 2025~ Dec. 29, 2025 | NCR | Radiation (03CH04-SZ) |

NCR: No Calibration Required

# 5 Measurement Uncertainty

The measurement uncertainties shown below were calculated in accordance with the requirements of ANSI 63.10. All the measurement uncertainty value were shown with a coverage K=2 to indicate 95% level of confidence. The measurement data show herein meets or exceeds the CISPR measurement uncertainty values specified in CISPR 16-4-2 and can be compared directly to specified limit to determine compliance.

**Uncertainty of Conducted Measurement**

| Test Item | Uncertainty |
|---|---|
| Conducted Spurious Emission & Bandedge | ±1.34 dB |
| Occupied Channel Bandwidth | ±0.012 MHz |
| Conducted Power | ±1.34 dB |
| Conducted Power Spectral Density | ±1.32 dB |
| Frequency | ±1.3 Hz |

**Uncertainty of AC Conducted Emission Measurement (0.15 MHz ~ 30 MHz)**

| | |
|---|---|
| Measuring Uncertainty for a Level of Confidence of 95% (U = 2Uc(y)) | 2.5 dB |

**Uncertainty of Radiated Emission Measurement (9 KHz ~ 30 MHz)**

| | |
|---|---|
| Measuring Uncertainty for a Level of Confidence of 95% (U = 2Uc(y)) | 5.1 dB |

**Uncertainty of Radiated Emission Measurement (30 MHz ~ 1000 MHz)**

| | |
|---|---|
| Measuring Uncertainty for a Level of Confidence of 95% (U = 2Uc(y)) | 5.1 dB |

**Uncertainty of Radiated Emission Measurement (1 GHz ~ 18 GHz)**

| | |
|---|---|
| Measuring Uncertainty for a Level of Confidence of 95% (U = 2Uc(y)) | 4.8 dB |

**Uncertainty of Radiated Emission Measurement (18 GHz ~ 40 GHz)**

| | |
|---|---|
| Measuring Uncertainty for a Level of Confidence of 95% (U = 2Uc(y)) | 5.1 dB |

---------- THE END ----------

# Appendix A. Conducted Test Results

# A1. Conducted Test Results

| | | | | |
|---|---|---|---|---|
| Test Engineer: | Cheng Lin | Temperature: | 21~25 | °C |
| Test Date: | 2025.12.23~2026.1.6 | Relative Humidity: | 51~54 | % |

FR5O2827C

# ***TEST RESULTS DATA***
## ***Peak Output Power***

| 2.4GHz Band Single Antenna | | | | | | | | | | |
|---|---|---|---|---|---|---|---|---|---|---|
| Mod. | Data Rate | NTX | CH. | Freq. (MHz) | Peak Conducted Power (dBm) | Conducted Power Limit (dBm) | DG (dBi) | EIRP Power (dBm) | EIRP Power Limit (dBm) | Pass /Fail |
| | | | | | Ant22 | Ant22 | Ant22 | Ant22 | Ant22 | |
| 11b | 1Mbps | 1 | 1 | 2412 | 19.70 | 30.00 | -1.26 | 18.44 | 36.00 | Pass |
| 11b | 1Mbps | 1 | 6 | 2437 | 19.80 | 30.00 | -1.26 | 18.54 | 36.00 | Pass |
| 11b | 1Mbps | 1 | 11 | 2462 | 20.00 | 30.00 | -1.26 | 18.74 | 36.00 | Pass |
| 11b | 1Mbps | 1 | 12 | 2467 | 20.01 | 30.00 | -1.26 | 18.75 | 36.00 | Pass |
| 11g | 6Mbps | 1 | 1 | 2412 | 24.10 | 30.00 | -1.26 | 22.84 | 36.00 | Pass |
| 11g | 6Mbps | 1 | 2 | 2417 | 24.88 | 30.00 | -1.26 | 23.62 | 36.00 | Pass |
| 11g | 6Mbps | 1 | 6 | 2437 | 24.30 | 30.00 | -1.26 | 23.04 | 36.00 | Pass |
| 11g | 6Mbps | 1 | 10 | 2457 | 24.80 | 30.00 | -1.26 | 23.54 | 36.00 | Pass |
| 11g | 6Mbps | 1 | 11 | 2462 | 24.26 | 30.00 | -1.26 | 23.00 | 36.00 | Pass |
| 11g | 6Mbps | 1 | 12 | 2467 | 20.67 | 30.00 | -1.26 | 19.41 | 36.00 | Pass |
| HT20 | MCS0 | 1 | 1 | 2412 | 24.10 | 30.00 | -1.26 | 22.84 | 36.00 | Pass |
| HT20 | MCS0 | 1 | 6 | 2437 | 24.00 | 30.00 | -1.26 | 22.74 | 36.00 | Pass |
| HT20 | MCS0 | 1 | 11 | 2462 | 24.09 | 30.00 | -1.26 | 22.83 | 36.00 | Pass |
| HT20 | MCS0 | 1 | 12 | 2467 | 20.82 | 30.00 | -1.26 | 19.56 | 36.00 | Pass |
| HT40 | MCS0 | 1 | 3 | 2422 | 22.69 | 30.00 | -1.26 | 21.43 | 36.00 | Pass |
| HT40 | MCS0 | 1 | 4 | 2427 | 22.88 | 30.00 | -1.26 | 21.62 | 36.00 | Pass |
| HT40 | MCS0 | 1 | 5 | 2432 | 23.50 | 30.00 | -1.26 | 22.24 | 36.00 | Pass |
| HT40 | MCS0 | 1 | 6 | 2437 | 23.95 | 30.00 | -1.26 | 22.69 | 36.00 | Pass |
| HT40 | MCS0 | 1 | 8 | 2447 | 23.20 | 30.00 | -1.26 | 21.94 | 36.00 | Pass |
| HT40 | MCS0 | 1 | 9 | 2452 | 22.08 | 30.00 | -1.26 | 20.82 | 36.00 | Pass |
| HT40 | MCS0 | 1 | 10 | 2457 | 22.36 | 30.00 | -1.26 | 21.10 | 36.00 | Pass |
| VHT20 | MCS0 | 1 | 1 | 2412 | 24.00 | 30.00 | -1.26 | 22.74 | 36.00 | Pass |
| VHT20 | MCS0 | 1 | 6 | 2437 | 23.98 | 30.00 | -1.26 | 22.72 | 36.00 | Pass |
| VHT20 | MCS0 | 1 | 11 | 2462 | 23.88 | 30.00 | -1.26 | 22.62 | 36.00 | Pass |
| VHT20 | MCS0 | 1 | 12 | 2467 | 20.57 | 30.00 | -1.26 | 19.31 | 36.00 | Pass |
| VHT40 | MCS0 | 1 | 3 | 2422 | 22.25 | 30.00 | -1.26 | 20.99 | 36.00 | Pass |
| VHT40 | MCS0 | 1 | 4 | 2427 | 22.80 | 30.00 | -1.26 | 21.54 | 36.00 | Pass |
| VHT40 | MCS0 | 1 | 5 | 2432 | 23.40 | 30.00 | -1.26 | 22.14 | 36.00 | Pass |
| VHT40 | MCS0 | 1 | 6 | 2437 | 23.87 | 30.00 | -1.26 | 22.61 | 36.00 | Pass |
| VHT40 | MCS0 | 1 | 8 | 2447 | 23.11 | 30.00 | -1.26 | 21.85 | 36.00 | Pass |
| VHT40 | MCS0 | 1 | 9 | 2452 | 21.87 | 30.00 | -1.26 | 20.61 | 36.00 | Pass |
| VHT40 | MCS0 | 1 | 10 | 2457 | 22.09 | 30.00 | -1.26 | 20.83 | 36.00 | Pass |

# ***TEST RESULTS DATA***
## ***Peak Output Power***

| 2.4GHz Band Single Antenna | | | | | | | | | | | |
|---|---|---|---|---|---|---|---|---|---|---|---|
| Mod. | Data Rate | NTX | CH. | Freq. (MHz) | RU Config. | Peak Conducted Power (dBm) | Conducted Power Limit (dBm) | DG (dBi) | EIRP Power (dBm) | EIRP Power Limit (dBm) | Pass /Fail |
| | | | | | | Ant22 | Ant22 | Ant22 | Ant22 | Ant22 | |
| HE20 | MCS0 | 1 | 1 | 2412 | Full | 23.80 | 30.00 | -1.26 | 22.54 | 36.00 | Pass |
| HE20 | MCS0 | 1 | 1 | 2412 | 26/0 | 23.47 | 30.00 | -1.26 | 22.21 | 36.00 | Pass |
| HE20 | MCS0 | 1 | 1 | 2412 | 52/37 | 24.48 | 30.00 | -1.26 | 23.22 | 36.00 | Pass |
| HE20 | MCS0 | 1 | 1 | 2412 | 106/53 | 24.53 | 30.00 | -1.26 | 23.27 | 36.00 | Pass |
| HE20 | MCS0 | 1 | 6 | 2437 | Full | 24.10 | 30.00 | -1.26 | 22.84 | 36.00 | Pass |
| HE20 | MCS0 | 1 | 10 | 2457 | Full | 24.35 | 30.00 | -1.26 | 23.09 | 36.00 | Pass |
| HE20 | MCS0 | 1 | 11 | 2462 | Full | 23.97 | 30.00 | -1.26 | 22.71 | 36.00 | Pass |
| HE20 | MCS0 | 1 | 11 | 2462 | 26/8 | 23.08 | 30.00 | -1.26 | 21.82 | 36.00 | Pass |
| HE20 | MCS0 | 1 | 11 | 2462 | 52/40 | 24.66 | 30.00 | -1.26 | 23.40 | 36.00 | Pass |
| HE20 | MCS0 | 1 | 11 | 2462 | 106/54 | 24.74 | 30.00 | -1.26 | 23.48 | 36.00 | Pass |
| HE20 | MCS0 | 1 | 12 | 2467 | Full | 21.05 | 30.00 | -1.26 | 19.79 | 36.00 | Pass |
| HE40 | MCS0 | 1 | 3 | 2422 | Full | 22.78 | 30.00 | -1.26 | 21.52 | 36.00 | Pass |
| HE40 | MCS0 | 1 | 4 | 2427 | Full | 23.44 | 30.00 | -1.26 | 22.18 | 36.00 | Pass |
| HE40 | MCS0 | 1 | 5 | 2432 | Full | 24.08 | 30.00 | -1.26 | 22.82 | 36.00 | Pass |
| HE40 | MCS0 | 1 | 6 | 2437 | Full | 24.00 | 30.00 | -1.26 | 22.74 | 36.00 | Pass |
| HE40 | MCS0 | 1 | 8 | 2447 | Full | 23.24 | 30.00 | -1.26 | 21.98 | 36.00 | Pass |
| HE40 | MCS0 | 1 | 9 | 2452 | Full | 22.11 | 30.00 | -1.26 | 20.85 | 36.00 | Pass |
| HE40 | MCS0 | 1 | 10 | 2457 | Full | 22.43 | 30.00 | -1.26 | 21.17 | 36.00 | Pass |

Report Number : FR5O2827C

## ***TEST RESULTS DATA***
## ***6dB and 99% Occupied Bandwidth***

| 2.4GHz Band Single Antenna | | | | | | | | |
|---|---|---|---|---|---|---|---|---|
| Mod. | Data Rate | NTX | CH. | Freq. (MHz) | 99% Occupied BW (MHz) | 6dB BW (MHz) | 6dB BW Limit (MHz) | Pass/Fail |
| | | | | | Ant22 | Ant22 | | |
| 11b | 1Mbps | 1 | 1 | 2412 | 12.93 | 8.36 | 0.50 | Pass |
| 11b | 1Mbps | 1 | 6 | 2437 | 12.84 | 8.32 | 0.50 | Pass |
| 11b | 1Mbps | 1 | 11 | 2462 | 13.03 | 8.74 | 0.50 | Pass |
| 11b | 1Mbps | 1 | 12 | 2467 | 13.09 | 8.80 | 0.50 | Pass |
| 11g | 6Mbps | 1 | 1 | 2412 | 16.52 | 16.18 | 0.50 | Pass |
| 11g | 6Mbps | 1 | 6 | 2437 | 16.72 | 16.18 | 0.50 | Pass |
| 11g | 6Mbps | 1 | 11 | 2462 | 16.58 | 16.28 | 0.50 | Pass |
| 11g | 6Mbps | 1 | 12 | 2467 | 16.61 | 16.40 | 0.50 | Pass |
| HT20 | MCS0 | 1 | 1 | 2412 | 17.68 | 17.40 | 0.50 | Pass |
| HT20 | MCS0 | 1 | 6 | 2437 | 17.76 | 17.26 | 0.50 | Pass |
| HT20 | MCS0 | 1 | 11 | 2462 | 17.72 | 17.28 | 0.50 | Pass |
| HT20 | MCS0 | 1 | 12 | 2467 | 17.77 | 17.66 | 0.50 | Pass |

Report Number : FR5O2827C

## ***TEST RESULTS DATA***
## ***6dB and 99% Occupied Bandwidth***

| 2.4GHz Band Single Antenna | | | | | | | | | |
|---|---|---|---|---|---|---|---|---|---|
| Mod. | Data Rate | NTX | CH. | Freq. (MHz) | RU Config. | 99% Occupied BW (MHz) | 6dB BW (MHz) | 6dB BW Limit (MHz) | Pass/Fail |
| | | | | | | Ant22 | Ant22 | | |
| HE20 | MCS0 | 1 | 1 | 2412 | Full | 18.86 | 18.55 | 0.50 | Pass |
| HE20 | MCS0 | 1 | 1 | 2412 | 26/0 | - | 2.13 | 0.50 | Pass |
| HE20 | MCS0 | 1 | 6 | 2437 | Full | 18.92 | 18.58 | 0.50 | Pass |
| HE20 | MCS0 | 1 | 11 | 2462 | Full | 18.90 | 18.38 | 0.50 | Pass |
| HE20 | MCS0 | 1 | 11 | 2462 | 26/8 | - | 2.23 | 0.50 | Pass |
| HE20 | MCS0 | 1 | 12 | 2467 | Full | 18.94 | 18.80 | 0.50 | Pass |
| HE40 | MCS0 | 1 | 3 | 2422 | Full | 37.67 | 37.72 | 0.50 | Pass |
| HE40 | MCS0 | 1 | 6 | 2437 | Full | 37.79 | 37.92 | 0.50 | Pass |
| HE40 | MCS0 | 1 | 9 | 2452 | Full | 37.61 | 37.44 | 0.50 | Pass |
| HE40 | MCS0 | 1 | 10 | 2457 | Full | 37.60 | 37.20 | 0.50 | Pass |

# ***TEST RESULTS DATA***
## ***Average Output Power***

| 2.4GHz Band Single Antenna | | | | | | | | | | | |
|---|---|---|---|---|---|---|---|---|---|---|---|
| Mod. | Data Rate | NTX | CH. | Freq. (MHz) | Average Conducted Power (dBm) | Conducted Power Limit (dBm) | DG (dBi) | EIRP Power (dBm) | EIRP Power Limit (dBm) | Pass /Fail | Setting |
| | | | | | Ant22 | Ant22 | Ant22 | Ant22 | Ant22 | | Ant 22 |
| 11b | 1Mbps | 1 | 1 | 2412 | 18.30 | 30.00 | -1.26 | 17.04 | 36.00 | Pass | 17.00 |
| 11b | 1Mbps | 1 | 6 | 2437 | 18.20 | 30.00 | -1.26 | 16.94 | 36.00 | Pass | 17.00 |
| 11b | 1Mbps | 1 | 11 | 2462 | 18.40 | 30.00 | -1.26 | 17.14 | 36.00 | Pass | 17.00 |
| 11b | 1Mbps | 1 | 12 | 2467 | 18.30 | 30.00 | -1.26 | 17.04 | 36.00 | Pass | 17.00 |
| 11g | 6Mbps | 1 | 1 | 2412 | 15.70 | 30.00 | -1.26 | 14.44 | 36.00 | Pass | 14.50 |
| 11g | 6Mbps | 1 | 2 | 2417 | 18.60 | 30.00 | -1.26 | 17.34 | 36.00 | Pass | 18.00 |
| 11g | 6Mbps | 1 | 6 | 2437 | 18.80 | 30.00 | -1.26 | 17.54 | 36.00 | Pass | 18.00 |
| 11g | 6Mbps | 1 | 10 | 2457 | 18.70 | 30.00 | -1.26 | 17.44 | 36.00 | Pass | 18.00 |
| 11g | 6Mbps | 1 | 11 | 2462 | 14.80 | 30.00 | -1.26 | 13.54 | 36.00 | Pass | 14.00 |
| 11g | 6Mbps | 1 | 12 | 2467 | 10.90 | 30.00 | -1.26 | 9.64 | 36.00 | Pass | 10.00 |
| HT20 | MCS0 | 1 | 1 | 2412 | 15.20 | 30.00 | -1.26 | 13.94 | 36.00 | Pass | 14.50 |
| HT20 | MCS0 | 1 | 6 | 2437 | 17.00 | 30.00 | -1.26 | 15.74 | 36.00 | Pass | 16.00 |
| HT20 | MCS0 | 1 | 11 | 2462 | 14.70 | 30.00 | -1.26 | 13.44 | 36.00 | Pass | 14.00 |
| HT20 | MCS0 | 1 | 12 | 2467 | 10.90 | 30.00 | -1.26 | 9.64 | 36.00 | Pass | 10.00 |
| HT40 | MCS0 | 1 | 3 | 2422 | 12.80 | 30.00 | -1.26 | 11.54 | 36.00 | Pass | 12.00 |
| HT40 | MCS0 | 1 | 4 | 2427 | 13.90 | 30.00 | -1.26 | 12.64 | 36.00 | Pass | 13.00 |
| HT40 | MCS0 | 1 | 5 | 2432 | 15.30 | 30.00 | -1.26 | 14.04 | 36.00 | Pass | 14.50 |
| HT40 | MCS0 | 1 | 6 | 2437 | 16.00 | 30.00 | -1.26 | 14.74 | 36.00 | Pass | 15.00 |
| HT40 | MCS0 | 1 | 8 | 2447 | 14.60 | 30.00 | -1.26 | 13.34 | 36.00 | Pass | 13.50 |
| HT40 | MCS0 | 1 | 9 | 2452 | 12.50 | 30.00 | -1.26 | 11.24 | 36.00 | Pass | 11.50 |
| HT40 | MCS0 | 1 | 10 | 2457 | 12.40 | 30.00 | -1.26 | 11.14 | 36.00 | Pass | 11.50 |
| VHT20 | MCS0 | 1 | 1 | 2412 | 15.10 | 30.00 | -1.26 | 13.84 | 36.00 | Pass | 14.50 |
| VHT20 | MCS0 | 1 | 6 | 2437 | 16.80 | 30.00 | -1.26 | 15.54 | 36.00 | Pass | 16.00 |
| VHT20 | MCS0 | 1 | 11 | 2462 | 14.60 | 30.00 | -1.26 | 13.34 | 36.00 | Pass | 14.00 |
| VHT20 | MCS0 | 1 | 12 | 2467 | 10.80 | 30.00 | -1.26 | 9.54 | 36.00 | Pass | 10.00 |
| VHT40 | MCS0 | 1 | 3 | 2422 | 12.70 | 30.00 | -1.26 | 11.44 | 36.00 | Pass | 12.00 |
| VHT40 | MCS0 | 1 | 4 | 2427 | 13.80 | 30.00 | -1.26 | 12.54 | 36.00 | Pass | 13.00 |
| VHT40 | MCS0 | 1 | 5 | 2432 | 15.20 | 30.00 | -1.26 | 13.94 | 36.00 | Pass | 14.50 |
| VHT40 | MCS0 | 1 | 6 | 2437 | 15.90 | 30.00 | -1.26 | 14.64 | 36.00 | Pass | 15.00 |
| VHT40 | MCS0 | 1 | 8 | 2447 | 14.50 | 30.00 | -1.26 | 13.24 | 36.00 | Pass | 13.50 |
| VHT40 | MCS0 | 1 | 9 | 2452 | 12.40 | 30.00 | -1.26 | 11.14 | 36.00 | Pass | 11.50 |
| VHT40 | MCS0 | 1 | 10 | 2457 | 12.30 | 30.00 | -1.26 | 11.04 | 36.00 | Pass | 11.50 |

## ***TEST RESULTS DATA***
## ***Average Output Power***

| 2.4GHz Band Single Antenna | | | | | | | | | | | | |
|---|---|---|---|---|---|---|---|---|---|---|---|---|
| Mod. | Data Rate | NTX | CH. | Freq. (MHz) | RU Config. | Average Conducted Power (dBm) | Conducted Power Limit (dBm) | DG (dBi) | EIRP Power (dBm) | EIRP Power Limit (dBm) | Pass /Fail | Setting |
| | | | | | | Ant22 | Ant22 | Ant22 | Ant22 | Ant22 | | Ant 22 |
| HE20 | MCS0 | 1 | 1 | 2412 | Full | 15.30 | 30.00 | -1.26 | 14.04 | 36.00 | Pass | 14.00 |
| HE20 | MCS0 | 1 | 1 | 2412 | 26/0 | 14.00 | 30.00 | -1.26 | 12.74 | 36.00 | Pass | 13.00 |
| HE20 | MCS0 | 1 | 1 | 2412 | 52/37 | 17.10 | 30.00 | -1.26 | 15.84 | 36.00 | Pass | 16.00 |
| HE20 | MCS0 | 1 | 1 | 2412 | 106/53 | 17.10 | 30.00 | -1.26 | 15.84 | 36.00 | Pass | 16.00 |
| HE20 | MCS0 | 1 | 6 | 2437 | Full | 17.20 | 30.00 | -1.26 | 15.94 | 36.00 | Pass | 16.00 |
| HE20 | MCS0 | 1 | 10 | 2457 | Full | 17.10 | 30.00 | -1.26 | 15.84 | 36.00 | Pass | 16.00 |
| HE20 | MCS0 | 1 | 11 | 2462 | Full | 13.90 | 30.00 | -1.26 | 12.64 | 36.00 | Pass | 13.00 |
| HE20 | MCS0 | 1 | 11 | 2462 | 26/8 | 13.60 | 30.00 | -1.26 | 12.34 | 36.00 | Pass | 13.00 |
| HE20 | MCS0 | 1 | 11 | 2462 | 52/40 | 17.10 | 30.00 | -1.26 | 15.84 | 36.00 | Pass | 16.00 |
| HE20 | MCS0 | 1 | 11 | 2462 | 106/54 | 17.20 | 30.00 | -1.26 | 15.94 | 36.00 | Pass | 16.00 |
| HE20 | MCS0 | 1 | 12 | 2467 | Full | 11.80 | 30.00 | -1.26 | 10.54 | 36.00 | Pass | 11.00 |
| HE40 | MCS0 | 1 | 3 | 2422 | Full | 13.00 | 30.00 | -1.26 | 11.74 | 36.00 | Pass | 12.00 |
| HE40 | MCS0 | 1 | 4 | 2427 | Full | 14.50 | 30.00 | -1.26 | 13.24 | 36.00 | Pass | 13.50 |
| HE40 | MCS0 | 1 | 5 | 2432 | Full | 15.90 | 30.00 | -1.26 | 14.64 | 36.00 | Pass | 15.00 |
| HE40 | MCS0 | 1 | 6 | 2437 | Full | 16.10 | 30.00 | -1.26 | 14.84 | 36.00 | Pass | 15.00 |
| HE40 | MCS0 | 1 | 8 | 2447 | Full | 14.70 | 30.00 | -1.26 | 13.44 | 36.00 | Pass | 13.50 |
| HE40 | MCS0 | 1 | 9 | 2452 | Full | 12.60 | 30.00 | -1.26 | 11.34 | 36.00 | Pass | 11.50 |
| HE40 | MCS0 | 1 | 10 | 2457 | Full | 12.50 | 30.00 | -1.26 | 11.24 | 36.00 | Pass | 11.50 |

Report Number : FR5O2827C

## ***TEST RESULTS DATA***
## ***Peak Power Spectral Density***

| 2.4GHz Band Single Antenna | | | | | | | | |
|---|---|---|---|---|---|---|---|---|
| Mod. | Data Rate | NTX | CH. | Freq. (MHz) | Peak PSD (dBm/3kHz) | DG (dBi) | Peak PSD Limit (dBm/3kHz) | Pass/Fail |
| | | | | | Ant22 | Ant22 | Ant22 | |
| 11b | 1Mbps | 1 | 1 | 2412 | -6.33 | -1.26 | 8.00 | Pass |
| 11b | 1Mbps | 1 | 6 | 2437 | -5.93 | -1.26 | 8.00 | Pass |
| 11b | 1Mbps | 1 | 11 | 2462 | -5.42 | -1.26 | 8.00 | Pass |
| 11b | 1Mbps | 1 | 12 | 2467 | -4.61 | -1.26 | 8.00 | Pass |
| 11g | 6Mbps | 1 | 1 | 2412 | -10.45 | -1.26 | 8.00 | Pass |
| 11g | 6Mbps | 1 | 6 | 2437 | -5.44 | -1.26 | 8.00 | Pass |
| 11g | 6Mbps | 1 | 11 | 2462 | -9.95 | -1.26 | 8.00 | Pass |
| 11g | 6Mbps | 1 | 12 | 2467 | -14.81 | -1.26 | 8.00 | Pass |
| HT20 | MCS0 | 1 | 1 | 2412 | -9.37 | -1.26 | 8.00 | Pass |
| HT20 | MCS0 | 1 | 6 | 2437 | -8.20 | -1.26 | 8.00 | Pass |
| HT20 | MCS0 | 1 | 11 | 2462 | -8.56 | -1.26 | 8.00 | Pass |
| HT20 | MCS0 | 1 | 12 | 2467 | -11.86 | -1.26 | 8.00 | Pass |

# ***TEST RESULTS DATA***
## ***Peak Power Spectral Density***

| 2.4GHz Band Single Antenna | | | | | | | | | |
|---|---|---|---|---|---|---|---|---|---|
| Mod. | Data Rate | NTX | CH. | Freq. (MHz) | RU Config. | Peak PSD (dBm/3kHz) | DG (dBi) | Peak PSD Limit (dBm/3kHz) | Pass/Fail |
| | | | | | | Ant22 | Ant22 | Ant22 | |
| HE20 | MCS0 | 1 | 1 | 2412 | Full | -11.60 | -1.26 | 8.00 | Pass |
| HE20 | MCS0 | 1 | 1 | 2412 | 26/0 | -4.12 | -1.26 | 8.00 | Pass |
| HE20 | MCS0 | 1 | 1 | 2412 | 52/37 | -3.48 | -1.26 | 8.00 | Pass |
| HE20 | MCS0 | 1 | 1 | 2412 | 106/53 | -6.61 | -1.26 | 8.00 | Pass |
| HE20 | MCS0 | 1 | 6 | 2437 | Full | -8.25 | -1.26 | 8.00 | Pass |
| HE20 | MCS0 | 1 | 11 | 2462 | Full | -11.63 | -1.26 | 8.00 | Pass |
| HE20 | MCS0 | 1 | 11 | 2462 | 26/8 | -4.42 | -1.26 | 8.00 | Pass |
| HE20 | MCS0 | 1 | 11 | 2462 | 52/40 | -3.25 | -1.26 | 8.00 | Pass |
| HE20 | MCS0 | 1 | 11 | 2462 | 106/54 | -7.02 | -1.26 | 8.00 | Pass |
| HE20 | MCS0 | 1 | 12 | 2467 | Full | -13.66 | -1.26 | 8.00 | Pass |
| HE40 | MCS0 | 1 | 3 | 2422 | Full | -16.27 | -1.26 | 8.00 | Pass |
| HE40 | MCS0 | 1 | 6 | 2437 | Full | -12.56 | -1.26 | 8.00 | Pass |
| HE40 | MCS0 | 1 | 9 | 2452 | Full | -16.07 | -1.26 | 8.00 | Pass |
| HE40 | MCS0 | 1 | 10 | 2457 | Full | -15.75 | -1.26 | 8.00 | Pass |

# Appendix B. AC Conducted Emission Test Results

| | | | |
|---|---|---|---|
| **Test Engineer :** | Nathon | **Temperature :** | 22~24℃ |
| | | **Relative Humidity :** | 44~50% |
| **Test Voltage :** | 120Vac / 60Hz | **Phase :** | Line |
| **Remark :** | All emissions not reported here are more than 10 dB below the prescribed limit. | | |

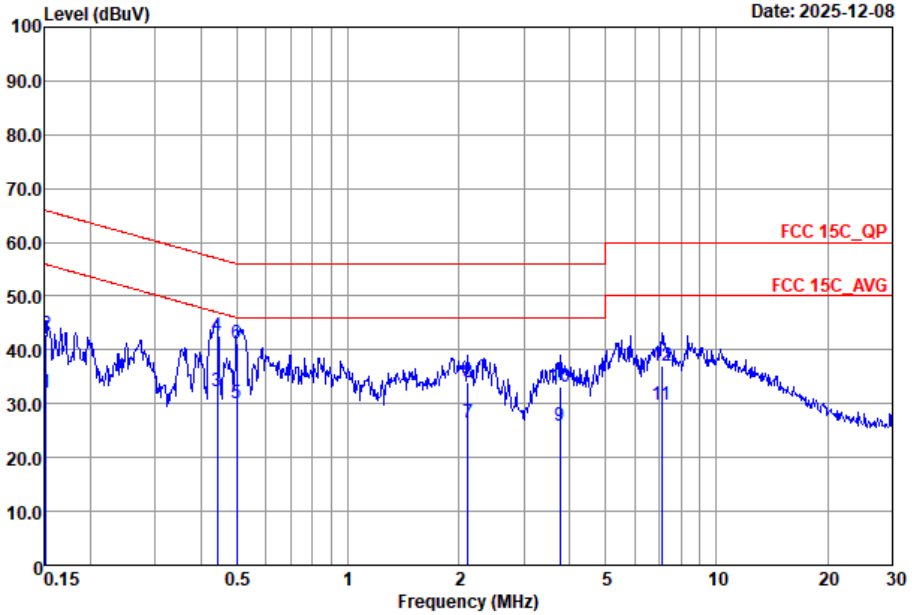


Site : CO02-SZ
Condition : FCC 15C QP LISN-L 2025 LINE

| | | Freq | Level | Over Limit | Limit Line | Read Level | LISN Factor | Cable Loss | Remark |
|---|---|---|---|---|---|---|---|---|---|
| | | MHz | dBuV | dB | dBuV | dBuV | dB | dB | |
| 1 | | 0.15 | 32.12 | -23.79 | 55.91 | 12.20 | 9.76 | 10.16 | Average |
| 2 | | 0.15 | 43.02 | -22.89 | 65.91 | 23.10 | 9.76 | 10.16 | QP |
| 3 | | 0.44 | 32.38 | -14.64 | 47.02 | 12.50 | 9.74 | 10.14 | Average |
| 4 | * | 0.44 | 42.68 | -14.34 | 57.02 | 22.80 | 9.74 | 10.14 | QP |
| 5 | | 0.50 | 29.97 | -16.04 | 46.01 | 10.10 | 9.73 | 10.14 | Average |
| 6 | | 0.50 | 41.17 | -14.84 | 56.01 | 21.30 | 9.73 | 10.14 | QP |
| 7 | | 2.12 | 26.47 | -19.53 | 46.00 | 6.59 | 9.72 | 10.16 | Average |
| 8 | | 2.12 | 33.87 | -22.13 | 56.00 | 13.99 | 9.72 | 10.16 | QP |
| 9 | | 3.76 | 26.02 | -19.98 | 46.00 | 6.10 | 9.71 | 10.21 | Average |
| 10 | | 3.76 | 33.02 | -22.98 | 56.00 | 13.10 | 9.71 | 10.21 | QP |
| 11 | | 7.10 | 29.93 | -20.07 | 50.00 | 10.01 | 9.67 | 10.25 | Average |
| 12 | | 7.10 | 36.93 | -23.07 | 60.00 | 17.01 | 9.67 | 10.25 | QP |

| | | | |
|---|---|---|---|
| **Test Engineer :** | Nathon | **Temperature :** | 22~24℃ |
| | | **Relative Humidity :** | 44~50% |
| **Test Voltage :** | 120Vac / 60Hz | **Phase :** | Neutral |
| **Remark :** | All emissions not reported here are more than 10 dB below the prescribed limit. | | |

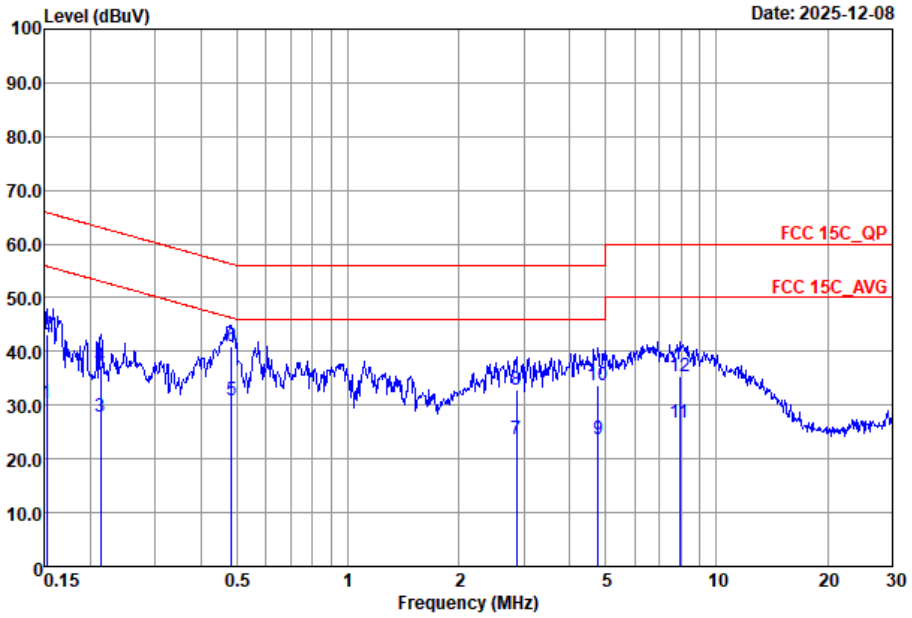


Site : CO02-SZ
Condition : FCC 15C_QP LISN-N_2025 NEUTRAL

| | Freq | Level | Over Limit | Limit Line | Read Level | LISN Factor | Cable Loss | Remark |
|---|---|---|---|---|---|---|---|---|
| | MHz | dBuV | dB | dBuV | dBuV | dB | dB | |
| 1 | 0.15 | 30.35 | -25.52 | 55.87 | 10.40 | 9.79 | 10.16 | Average |
| 2 | 0.15 | 43.15 | -22.72 | 65.87 | 23.20 | 9.79 | 10.16 | QP |
| 3 | 0.21 | 27.94 | -25.11 | 53.05 | 8.00 | 9.78 | 10.16 | Average |
| 4 | 0.21 | 37.44 | -25.61 | 63.05 | 17.50 | 9.78 | 10.16 | QP |
| 5 | 0.48 | 30.86 | -15.41 | 46.27 | 11.00 | 9.72 | 10.14 | Average |
| 6 * | 0.48 | 40.96 | -15.31 | 56.27 | 21.10 | 9.72 | 10.14 | QP |
| 7 | 2.87 | 23.74 | -22.26 | 46.00 | 3.80 | 9.76 | 10.18 | Average |
| 8 | 2.87 | 32.74 | -23.26 | 56.00 | 12.80 | 9.76 | 10.18 | QP |
| 9 | 4.77 | 23.78 | -22.22 | 46.00 | 3.79 | 9.76 | 10.23 | Average |
| 10 | 4.77 | 33.68 | -22.32 | 56.00 | 13.69 | 9.76 | 10.23 | QP |
| 11 | 7.94 | 26.72 | -23.28 | 50.00 | 6.70 | 9.76 | 10.26 | Average |
| 12 | 7.94 | 35.42 | -24.58 | 60.00 | 15.40 | 9.76 | 10.26 | QP |

Note:

1. Level(dBμV) = Read Level(dBμV) + LISN Factor(dB) + Cable Loss(dB)
2. Over Limit(dB) = Level(dBμV) – Limit Line(dBμV)

# Appendix C. Radiated Spurious Emission

| Test Engineer : | Winter | Relative Humidity : | 48~49% |
|---|---|---|---|
| | | Temperature : | 24~25℃ |

## Radiated Spurious Emission Test Modes

| Mode | Band (MHz) | Antenna | Modulation | Channel | Frequency | Data Rate | RU | Remark |
|---|---|---|---|---|---|---|---|---|
| Mode 1 | 2400-2483.5 | 22 | 802.11b | 01 | 2412 | 1Mbps | - | - |
| Mode 2 | 2400-2483.5 | 22 | 802.11b | 06 | 2437 | 1Mbps | - | - |
| Mode 3 | 2400-2483.5 | 22 | 802.11b | 11 | 2462 | 1Mbps | - | - |
| Mode 4 | 2400-2483.5 | 22 | 802.11b | 12 | 2467 | 1Mbps | - | - |
| Mode 5 | 2400-2483.5 | 22 | 802.11g | 01 | 2412 | 6Mbps | - | - |
| Mode 6 | 2400-2483.5 | 22 | 802.11g | 06 | 2437 | 6Mbps | - | - |
| Mode 7 | 2400-2483.5 | 22 | 802.11g | 11 | 2462 | 6Mbps | - | - |
| Mode 8 | 2400-2483.5 | 22 | 802.11g | 12 | 2467 | 6Mbps | - | - |
| Mode 9 | 2400-2483.5 | 22 | 802.11ax HE20 | 01 | 2412 | MCS0 | - | - |
| Mode 10 | 2400-2483.5 | 22 | 802.11ax HE20 | 06 | 2437 | MCS0 | - | - |
| Mode 11 | 2400-2483.5 | 22 | 802.11ax HE20 | 11 | 2462 | MCS0 | - | - |
| Mode 12 | 2400-2483.5 | 22 | 802.11ax HE20 | 12 | 2467 | MCS0 | - | - |
| Mode 13 | 2400-2483.5 | 22 | 802.11ax HE40 | 03 | 2422 | MCS0 | - | - |
| Mode 14 | 2400-2483.5 | 22 | 802.11ax HE40 | 06 | 2437 | MCS0 | - | - |
| Mode 15 | 2400-2483.5 | 22 | 802.11ax HE40 | 09 | 2452 | MCS0 | - | - |
| Mode 16 | 2400-2483.5 | 22 | 802.11ax HE40 | 10 | 2457 | MCS0 | - | - |
| Mode 17 | 2400-2483.5 | 22 | 802.11ax HE20 | 01 | 2412 | MCS0 | Partial_RU 52/37 | - |
| Mode 18 | 2400-2483.5 | 22 | 802.11ax HE20 | 11 | 2462 | MCS0 | Partial_RU 52/40 | - |
| Mode 19 | 2400-2483.5 | 22 | 802.11ax HE40-LF | 06 | 2437 | MCS0 | - | - |
| Mode 20 | 2400-2483.5 | 22 | 802.11n HT20 | 01 | 2412 | MCS0 | - | - |
| Mode 21 | 2400-2483.5 | 22 | 802.11n HT20 | 06 | 2437 | MCS0 | - | - |
| Mode 22 | 2400-2483.5 | 22 | 802.11n HT20 | 11 | 2462 | MCS0 | - | - |
| Mode 23 | 2400-2483.5 | 22 | 802.11n HT20 | 12 | 2467 | MCS0 | - | - |
| Mode 28 | 2400-2483.5 | 22 | 802.11g | 02 | 2417 | 6Mbps | - | - |
| Mode 29 | 2400-2483.5 | 22 | 802.11g | 10 | 2457 | 6Mbps | - | - |
| Mode 30 | 2400-2483.5 | 22 | 802.11ax HE20 | 10 | 2457 | MCS0 | - | - |
| Mode 31 | 2400-2483.5 | 22 | 802.11ax HE40 | 04 | 2427 | MCS0 | - | - |
| Mode 32 | 2400-2483.5 | 22 | 802.11ax HE40 | 08 | 2447 | MCS0 | - | - |

## Summary of each worse mode

| Mode | Modulation | Ch. | Freq. (MHz) | Level (dBuV/m) | Limit (dBuV/m) | Margin (dB) | Pol. | PEAK Avg. | Result | Remark |
|---|---|---|---|---|---|---|---|---|---|---|
| 1 | 802.11b | 01 | 2386.96 | 36.67 | 54.00 | -17.33 | V | AVERAGE | Pass | Band Edge |
| 1 | 802.11b | 01 | 4824.00 | 44.34 | 74.00 | -29.66 | H | Peak | Pass | Harmonic |
| 2 | 802.11b | 06 | 2488.79 | 36.36 | 54.00 | -17.64 | H | AVERAGE | Pass | Band Edge |
| 2 | 802.11b | 06 | 4874.00 | 45.16 | 74.00 | -28.84 | V | Peak | Pass | Harmonic |
| 3 | 802.11b | 11 | 2487.80 | 38.88 | 54.00 | -15.12 | V | AVERAGE | Pass | Band Edge |
| 3 | 802.11b | 11 | 4924.00 | 45.01 | 74.00 | -28.99 | V | Peak | Pass | Harmonic |
| 4 | 802.11b | 12 | 2484.04 | 44.58 | 54.00 | -9.42 | V | AVERAGE | Pass | Band Edge |
| 4 | 802.11b | 12 | 4934.00 | 45.01 | 74.00 | -28.99 | V | Peak | Pass | Harmonic |
| 5 | 802.11g | 01 | 2389.95 | 42.82 | 54.00 | -11.18 | H | AVERAGE | Pass | Band Edge |
| 5 | 802.11g | 01 | 4824.00 | 45.28 | 74.00 | -28.72 | H | Peak | Pass | Harmonic |
| 6 | 802.11g | 06 | 2483.56 | 39.57 | 54.00 | -14.43 | H | AVERAGE | Pass | Band Edge |
| 6 | 802.11g | 06 | 4874.00 | 45.27 | 74.00 | -28.73 | H | Peak | Pass | Harmonic |
| 7 | 802.11g | 11 | 2483.55 | 43.91 | 54.00 | -10.09 | V | AVERAGE | Pass | Band Edge |
| 7 | 802.11g | 11 | 4924.00 | 45.65 | 74.00 | -28.35 | H | Peak | Pass | Harmonic |
| 8 | 802.11g | 12 | 2483.51 | 41.03 | 54.00 | -12.97 | V | AVERAGE | Pass | Band Edge |
| 8 | 802.11g | 12 | 4934.00 | 45.65 | 74.00 | -28.35 | H | Peak | Pass | Harmonic |
| 9 | 802.11ax HE20 | 01 | 2389.95 | 45.79 | 54.00 | -8.21 | H | AVERAGE | Pass | Band Edge |
| 9 | 802.11ax HE20 | 01 | 4824.00 | 43.85 | 74.00 | -30.15 | V | Peak | Pass | Harmonic |
| 10 | 802.11ax HE20 | 06 | 2484.12 | 39.10 | 54.00 | -14.90 | H | AVERAGE | Pass | Band Edge |
| 10 | 802.11ax HE20 | 06 | 7311.00 | 45.11 | 74.00 | -28.89 | V | Peak | Pass | Harmonic |
| 11 | 802.11ax HE20 | 11 | 2483.55 | 45.38 | 54.00 | -8.62 | H | AVERAGE | Pass | Band Edge |
| 11 | 802.11ax HE20 | 11 | 7386.00 | 44.08 | 74.00 | -29.92 | V | Peak | Pass | Harmonic |
| 12 | 802.11ax HE20 | 12 | 2483.51 | 46.34 | 54.00 | -7.66 | H | AVERAGE | Pass | Band Edge |
| 12 | 802.11ax HE20 | 12 | 7401.00 | 44.18 | 74.00 | -29.82 | V | Peak | Pass | Harmonic |
| 13 | 802.11ax HE40 | 03 | 2389.86 | 46.50 | 54.00 | -7.50 | H | AVERAGE | Pass | Band Edge |
| 13 | 802.11ax HE40 | 03 | 4844.00 | 45.22 | 74.00 | -28.78 | V | Peak | Pass | Harmonic |
| 14 | 802.11ax HE40 | 06 | 2483.81 | 51.95 | 54.00 | -2.05 | H | AVERAGE | Pass | Band Edge |
| 14 | 802.11ax HE40 | 06 | 4874.00 | 45.17 | 74.00 | -28.83 | H | Peak | Pass | Harmonic |
| 15 | 802.11ax HE40 | 09 | 2483.54 | 45.07 | 54.00 | -8.93 | H | AVERAGE | Pass | Band Edge |
| 15 | 802.11ax HE40 | 09 | 4904.00 | 45.24 | 74.00 | -28.76 | H | Peak | Pass | Harmonic |
| 16 | 802.11ax HE40 | 10 | 2483.58 | 48.71 | 54.00 | -5.29 | H | AVERAGE | Pass | Band Edge |
| 16 | 802.11ax HE40 | 10 | 4914.00 | 45.24 | 74.00 | -28.76 | H | Peak | Pass | Harmonic |
| 17 | 802.11ax HE20 | 01 | 2389.69 | 42.78 | 54.00 | -11.22 | V | AVERAGE | Pass | Band Edge |
| 17 | 802.11ax HE20 | 01 | - | - | - | - | - | - | - | Harmonic |
| 18 | 802.11ax HE20 | 11 | 2484.42 | 64.31 | 74.00 | -9.69 | H | PEAK | Pass | Band Edge |
| 18 | 802.11ax HE20 | 11 | - | - | - | - | - | - | - | Harmonic |
| 19 | 802.11ax HE40-LF | 06 | 44.55 | 29.03 | 40 | -10.97 | V | PEAK | Pass | LF |
| 20 | 802.11n HT20 | 01 | 2389.82 | 44.43 | 54.00 | -9.57 | V | AVERAGE | Pass | Band Edge |
| 20 | 802.11n HT20 | 01 | 4824.00 | 45.37 | 74.00 | -28.63 | H | Peak | Pass | Harmonic |
| 21 | 802.11n HT20 | 06 | 2483.75 | 38.89 | 54.00 | -15.11 | V | AVERAGE | Pass | Band Edge |
| 21 | 802.11n HT20 | 06 | 7311.00 | 46.38 | 74.00 | -27.62 | H | Peak | Pass | Harmonic |
| 22 | 802.11n HT20 | 11 | 2483.51 | 46.15 | 54.00 | -7.85 | V | AVERAGE | Pass | Band Edge |
| 22 | 802.11n HT20 | 11 | 4924.00 | 45.36 | 74.00 | -28.64 | H | Peak | Pass | Harmonic |
| 23 | 802.11n HT20 | 12 | 2483.51 | 41.53 | 54.00 | -12.47 | V | AVERAGE | Pass | Band Edge |

| | | | | | | | | | | |
|---|---|---|---|---|---|---|---|---|---|---|
| 23 | 802.11n HT20 | 12 | 4934.00 | 45.36 | 74.00 | -28.64 | H | Peak | Pass | Harmonic |
| 28 | 802.11g | 02 | 2389.69 | 47.96 | 54.00 | -6.04 | V | AVERAGE | Pass | Band Edge |
| 28 | 802.11g | 02 | - | - | - | - | - | - | - | Harmonic |
| 29 | 802.11g | 10 | 2483.53 | 45.72 | 54.00 | -8.28 | V | AVERAGE | Pass | Band Edge |
| 29 | 802.11g | 10 | - | - | - | - | - | - | - | Harmonic |
| 30 | 802.11ax HE20 | 10 | 2483.53 | 44.28 | 54.00 | -9.72 | V | AVERAGE | Pass | Band Edge |
| 30 | 802.11ax HE20 | 10 | - | - | - | - | - | - | - | Harmonic |
| 31 | 802.11ax HE40 | 04 | 2389.97 | 49.30 | 54.00 | -4.70 | V | AVERAGE | Pass | Band Edge |
| 31 | 802.11ax HE40 | 04 | - | - | - | - | - | - | - | Harmonic |
| 32 | 802.11ax HE40 | 08 | 2483.97 | 48.97 | 54.00 | -5.03 | H | AVERAGE | Pass | Band Edge |
| 32 | 802.11ax HE40 | 08 | - | - | - | - | - | - | - | Harmonic |

## Co-location mode:

## Radiated Spurious Emission Test Modes

| Mode | Band (MHz) | Antenna | Modulation | Channel | Frequency | Data Rate | RU | Remark |
|---|---|---|---|---|---|---|---|---|
| Mode 36 Co-location | 2400-2483.5 | 22 | 802.11ax HE40 | 06 | 2437 | MCS0 | - | - |
| | WWAN | LTE B13 Link | | | | - | - | - |

## Summary of each worse mode

| Mode | Modulation | Ch. | Freq. (MHz) | Level (dBuV/m) | Limit (dBuV/m) | Margin (dB) | Pol. | PEAK Avg. | Result | Remark |
|---|---|---|---|---|---|---|---|---|---|---|
| 36 Co-location | 802.11ax HE40 | 06 | 2483.68 | 47.00 | 54.00 | -7.00 | H | AVERAGE | Pass | Band Edge |
| | 802.11ax HE40 | 06 | 7311.00 | 46.28 | 74.00 | -27.72 | V | Peak | Pass | Harmonic |

| Mode | 1 | |
|---|---|---|
| | Band Edge | |
| | 2400-2483.5_802.11b_CH01_2412MHz | |
| ANT | 22 | |
| Pol. | Horizontal | Fundamental |
| Peak | 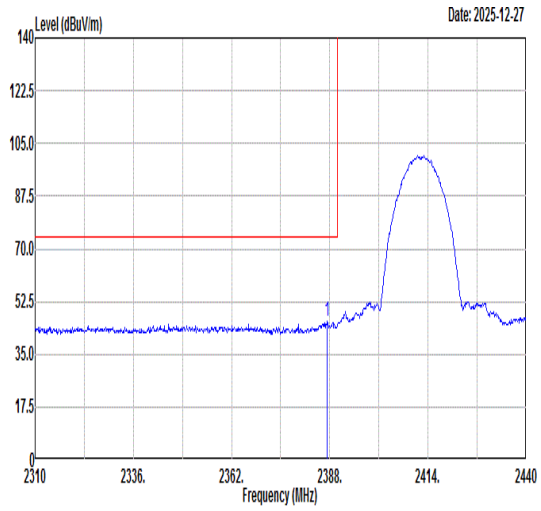 <br>Freq Level Limit Line Margin (dB) Read Level Ant Factor Cable Loss Preamp Factor APos TPos Remark<br>MHz dBuV/m dBuV/m dBuV dB/m dB dB cm deg<br>1 2387.35 45.98 74.00 -28.02 42.35 32.42 5.36 34.15 188 77 PEAK | 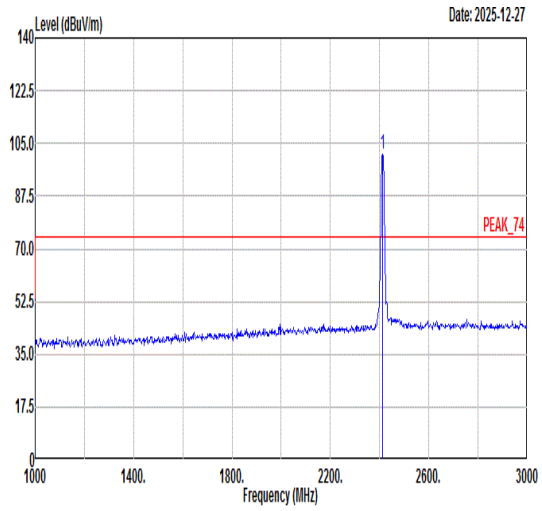 <br>Freq Level Limit Line Margin (dB) Read Level Ant Factor Cable Loss Preamp Factor APos TPos Remark<br>MHz dBuV/m dBuV/m dBuV dB/m dB dB cm deg<br>1 2412.00 101.39 ------ ------ 97.69 32.46 5.38 34.14 188 77 PEAK |
| Avg | 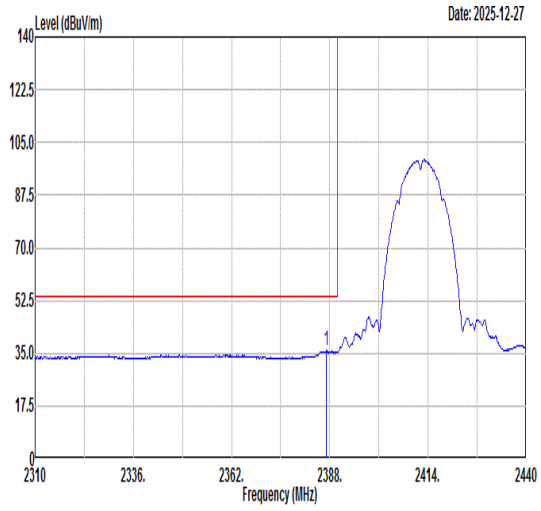 <br>Freq Level Limit Line Margin (dB) Read Level Ant Factor Cable Loss Preamp Factor APos TPos Remark<br>MHz dBuV/m dBuV/m dBuV dB/m dB dB cm deg<br>1 2387.09 35.91 54.00 -18.09 32.28 32.42 5.36 34.15 188 77 AVERAGE | 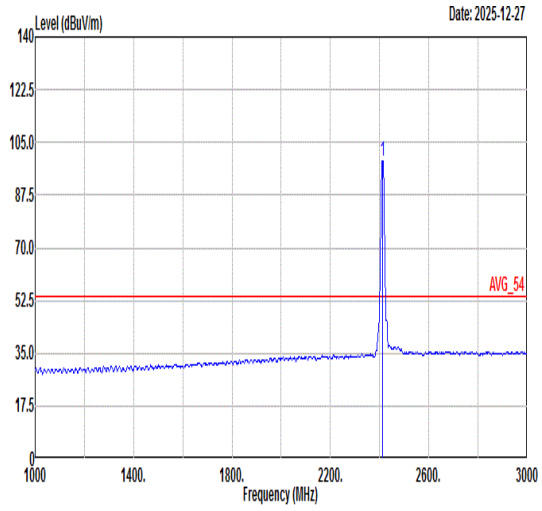 <br>Freq Level Limit Line Margin (dB) Read Level Ant Factor Cable Loss Preamp Factor APos TPos Remark<br>MHz dBuV/m dBuV/m dBuV dB/m dB dB cm deg<br>1 2412.00 99.00 ------ ------ 95.30 32.46 5.38 34.14 188 77 AVERAGE |

| Mode | 1 | |
|---|---|---|
| | Band Edge | |
| | 2400-2483.5_802.11b_CH01_2412MHz | |
| ANT | 22 | |
| Pol. | Vertical | Fundamental |
| Peak | 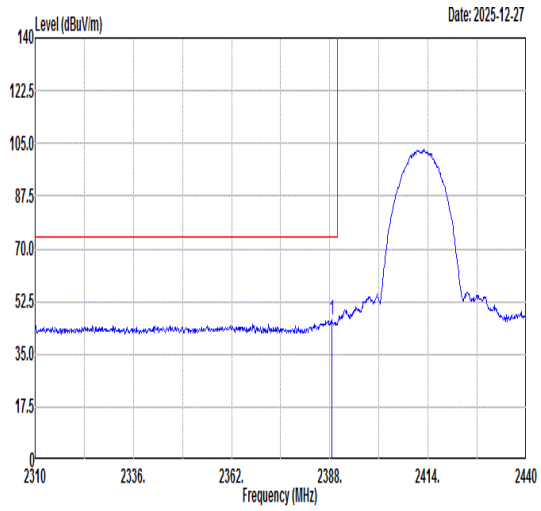 <br>Freq Level Limit Line Margin (dB) Read Level Ant Factor Cable Loss Preamp Factor APos TPos Remark<br>MHz dBuV/m dBuV/m dBuV dB/m dB dB cm deg<br>1 2388.52 46.34 74.00 -27.66 42.70 32.42 5.36 34.14 391 23 PEAK | 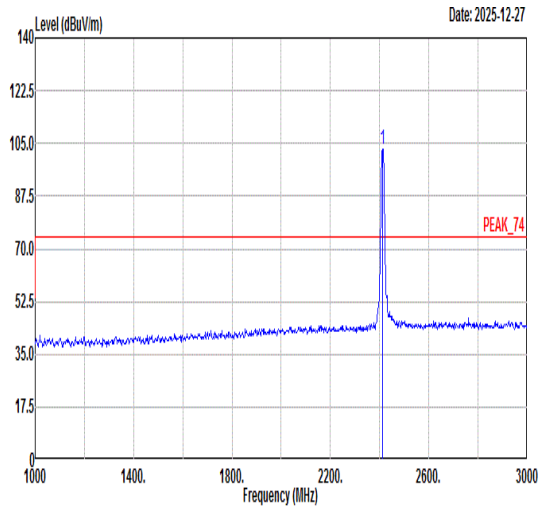 <br>Freq Level Limit Line Margin (dB) Read Level Ant Factor Cable Loss Preamp Factor APos TPos Remark<br>MHz dBuV/m dBuV/m dBuV dB/m dB dB cm deg<br>1 2412.00 103.27 ------ ------ 99.57 32.46 5.38 34.14 391 23 PEAK |
| Avg | 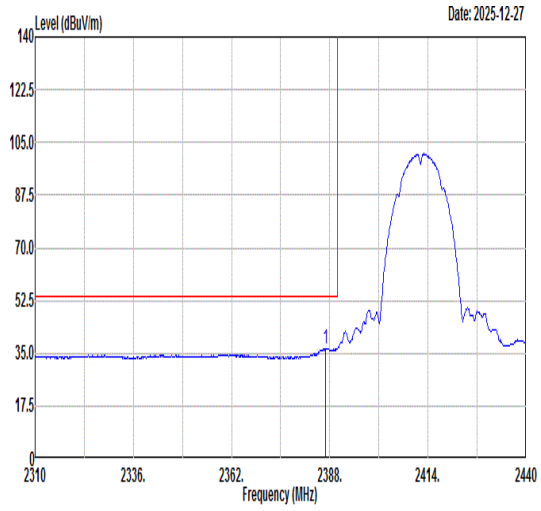 <br>Freq Level Limit Line Margin (dB) Read Level Ant Factor Cable Loss Preamp Factor APos TPos Remark<br>MHz dBuV/m dBuV/m dBuV dB/m dB dB cm deg<br>1 2386.96 36.67 54.00 -17.33 33.04 32.42 5.36 34.15 391 23 AVERAGE | 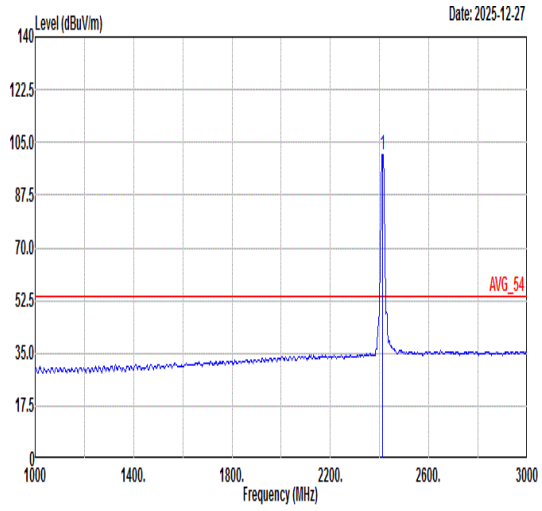 <br>Freq Level Limit Line Margin (dB) Read Level Ant Factor Cable Loss Preamp Factor APos TPos Remark<br>MHz dBuV/m dBuV/m dBuV dB/m dB dB cm deg<br>1 2412.00 101.02 ------ ------ 97.32 32.46 5.38 34.14 391 23 AVERAGE |

| Mode | 1 | |
|---|---|---|
| | Harmonic | |
| | 2400-2483.5_802.11b_CH01_2412MHz | |
| ANT | 22 | |
| Pol. | Horizontal | Vertical |
| Peak<br>Avg | 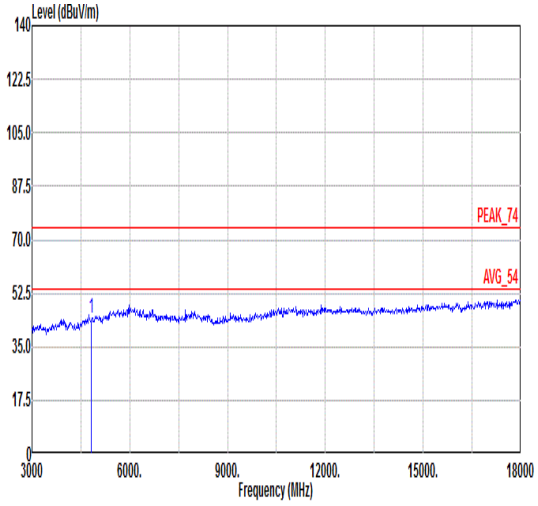 <br><br>Freq Level Limit Line Margin Read Level Ant Factor Cable Loss Preamp Factor APos TPos Remark<br>MHz dBuV/m dBuV/m dB dBuV dB/m dB dB cm deg<br>1 4824.00 44.34 74.00 -29.66 53.20 35.02 8.88 52.76 --- --- Peak | 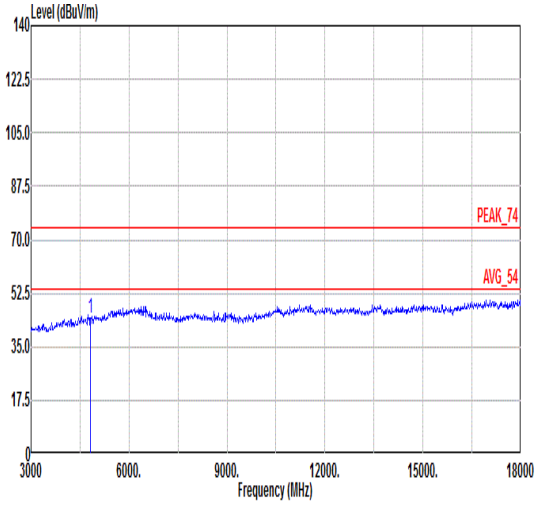 <br><br>Freq Level Limit Line Margin Read Level Ant Factor Cable Loss Preamp Factor APos TPos Remark<br>MHz dBuV/m dBuV/m dB dBuV dB/m dB dB cm deg<br>1 4824.00 44.24 74.00 -29.76 53.10 35.02 8.88 52.76 --- --- Peak |

| Mode | 2 | |
|---|---|---|
| | Band Edge - L | |
| | 2400-2483.5_802.11b_CH06_2437MHz | |
| ANT | 22 | |
| Pol. | Horizontal | Fundamental |
| Peak | 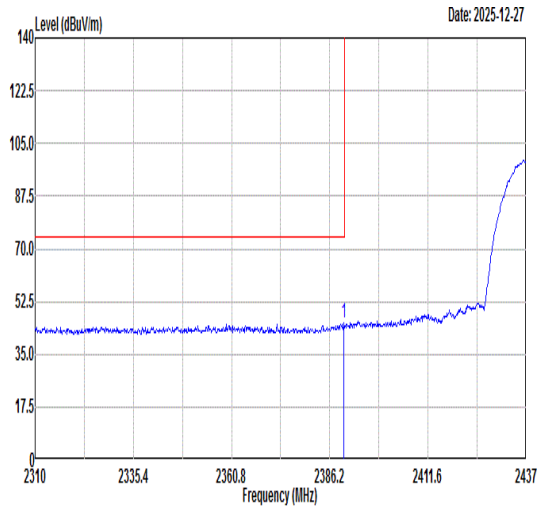 <br>Freq Level Limit Line Margin (dB) Read Level Ant Factor Cable Loss Preamp Factor APos TPos Remark<br>1 2389.88 45.25 74.00 -28.75 41.61 32.42 5.36 34.14 188 94 PEAK | 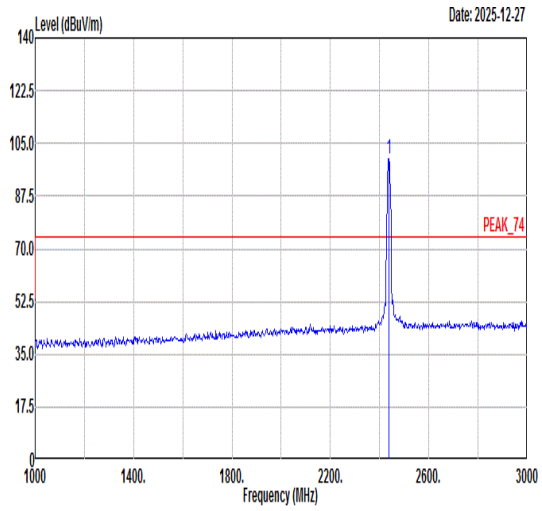 <br>Freq Level Limit Line Margin (dB) Read Level Ant Factor Cable Loss Preamp Factor APos TPos Remark<br>1 2437.00 99.92 ------ ------ 96.14 32.50 5.41 34.13 188 94 PEAK |
| Avg | 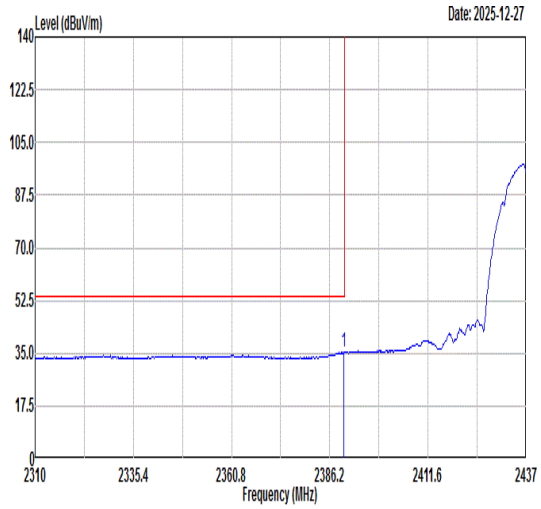 <br>Freq Level Limit Line Margin (dB) Read Level Ant Factor Cable Loss Preamp Factor APos TPos Remark<br>1 2389.76 35.42 54.00 -18.58 31.78 32.42 5.36 34.14 188 94 AVERAGE | 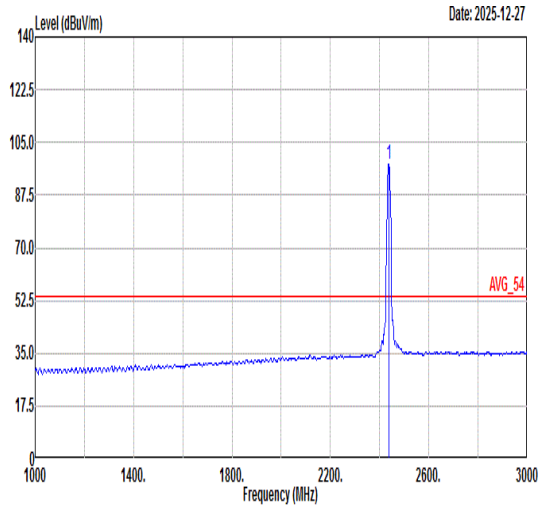 <br>Freq Level Limit Line Margin (dB) Read Level Ant Factor Cable Loss Preamp Factor APos TPos Remark<br>1 2437.00 97.53 ------ ------ 93.75 32.50 5.41 34.13 188 94 AVERAGE |

| Mode | 2 | |
|---|---|---|
| | Band Edge - R | |
| | 2400-2483.5_802.11b_CH06_2437MHz | |
| ANT | 22 | |
| Pol. | Horizontal | Fundamental |
| Peak | 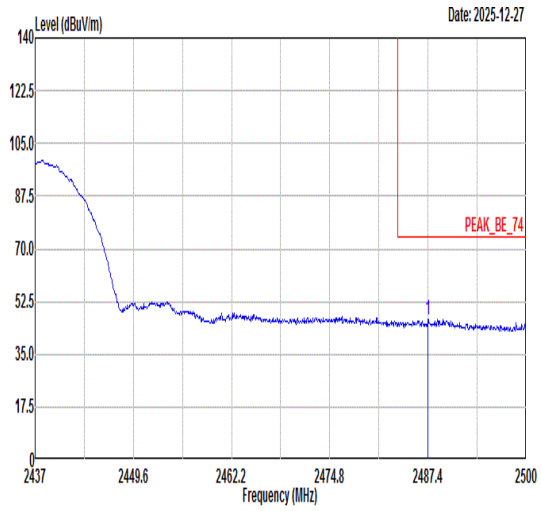 <br>Freq Level Limit Line Margin (dB) Read Level Ant Factor Cable Loss Preamp Factor APos TPos Remark<br>MHz dBuV/m dBuV/m dBuV dB/m dB dB cm deg<br>1 2487.40 46.61 74.00 -27.39 42.21 32.58 5.93 34.11 188 94 PEAK | Blank |
| Avg | 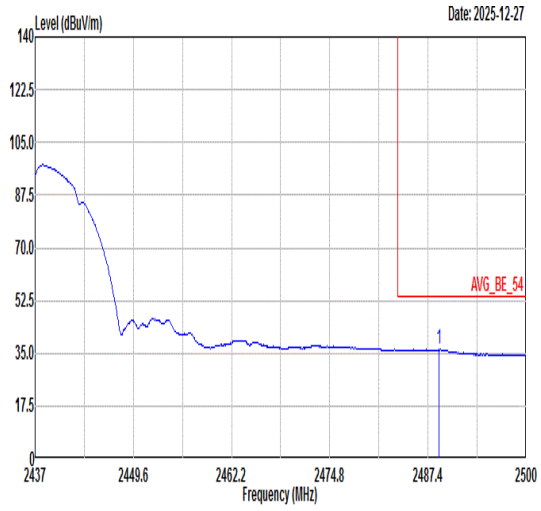 <br>Freq Level Limit Line Margin (dB) Read Level Ant Factor Cable Loss Preamp Factor APos TPos Remark<br>MHz dBuV/m dBuV/m dBuV dB/m dB dB cm deg<br>1 2488.79 36.36 54.00 -17.64 31.95 32.58 5.93 34.10 188 94 AVERAGE | Blank |

| Mode | 2 | |
|---|---|---|
| | Band Edge - L | |
| | 2400-2483.5_802.11b_CH06_2437MHz | |
| ANT | 22 | |
| Pol. | Vertical | Fundamental |
| Peak | 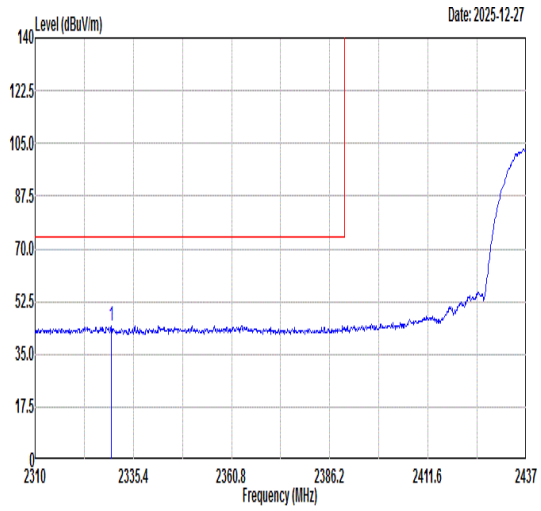 <br>Freq Level Limit Line Margin (dB) Read Level Ant Factor Cable Loss Preamp Factor APos TPos Remark<br>1 2329.69 44.62 74.00 -29.38 41.15 32.33 5.31 34.17 381 23 PEAK | 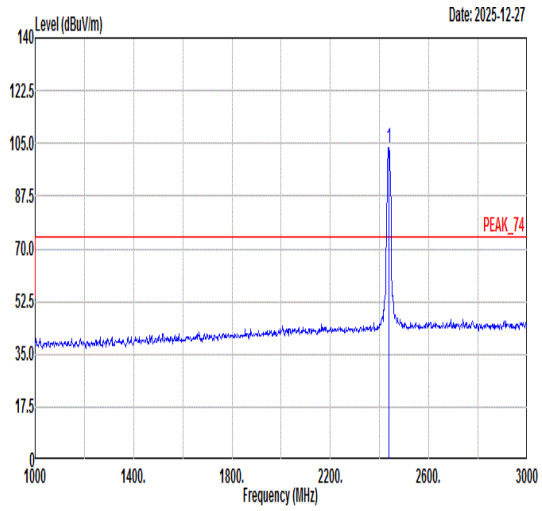 <br>Freq Level Limit Line Margin (dB) Read Level Ant Factor Cable Loss Preamp Factor APos TPos Remark<br>1 2437.00 103.65 ------ ------ 99.87 32.50 5.41 34.13 381 23 PEAK |
| Avg | 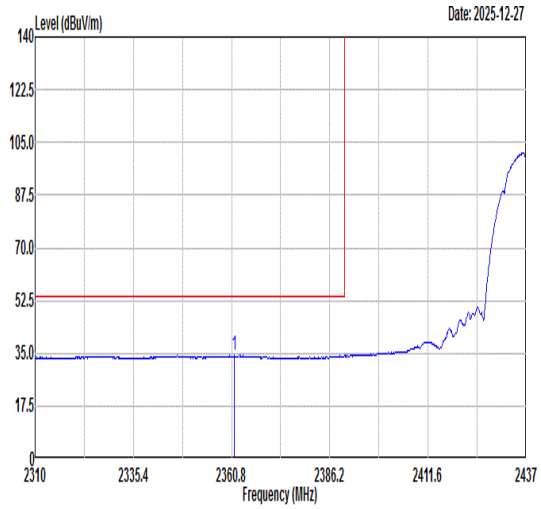 <br>Freq Level Limit Line Margin (dB) Read Level Ant Factor Cable Loss Preamp Factor APos TPos Remark<br>1 2361.56 34.14 54.00 -19.86 30.58 32.38 5.34 34.16 381 23 AVERAGE | 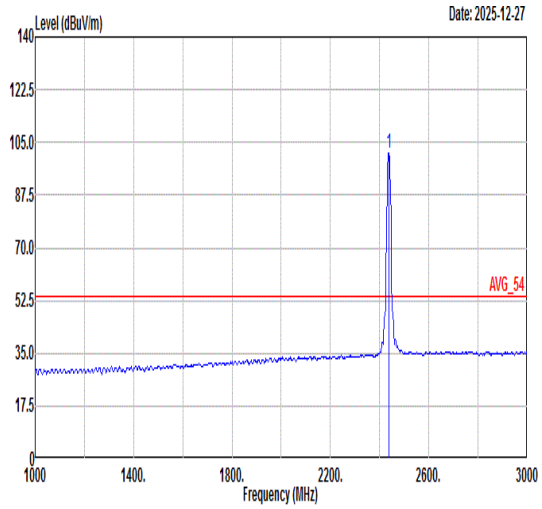 <br>Freq Level Limit Line Margin (dB) Read Level Ant Factor Cable Loss Preamp Factor APos TPos Remark<br>1 2437.00 101.27 ------ ------ 97.49 32.50 5.41 34.13 381 23 AVERAGE |

| Mode | 2 | |
|---|---|---|
| | Band Edge - R | |
| | 2400-2483.5_802.11b_CH06_2437MHz | |
| ANT | 22 | |
| Pol. | Vertical | Fundamental |
| Peak | 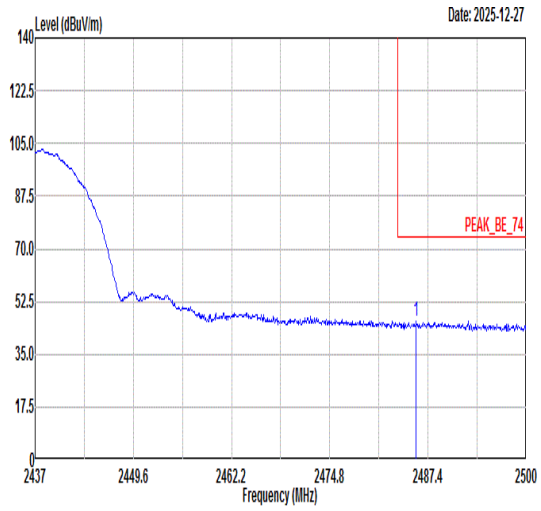 <br>Freq Level Limit Line Margin (dB) Read Level Ant Factor Cable Loss Preamp Factor APos TPos Remark<br>MHz dBuV/m dBuV/m dBuV dB/m dB dB cm deg<br>1 2485.89 46.17 74.00 -27.83 41.76 32.58 5.94 34.11 381 23 PEAK | Blank |
| Avg | 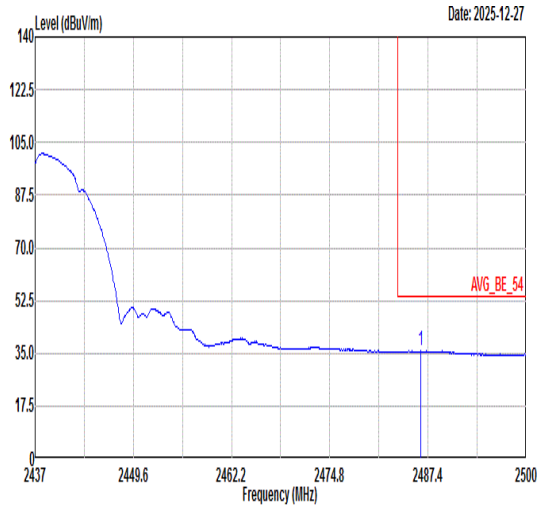 <br>Freq Level Limit Line Margin (dB) Read Level Ant Factor Cable Loss Preamp Factor APos TPos Remark<br>MHz dBuV/m dBuV/m dBuV dB/m dB dB cm deg<br>1 2486.46 35.77 54.00 -18.23 31.37 32.58 5.93 34.11 381 23 AVERAGE | Blank |

| Mode | 2 | |
|---|---|---|
| | Harmonic | |
| | 2400-2483.5_802.11b_CH06_2437MHz | |
| ANT | 22 | |
| Pol. | Horizontal | Vertical |
| Peak<br>Avg | 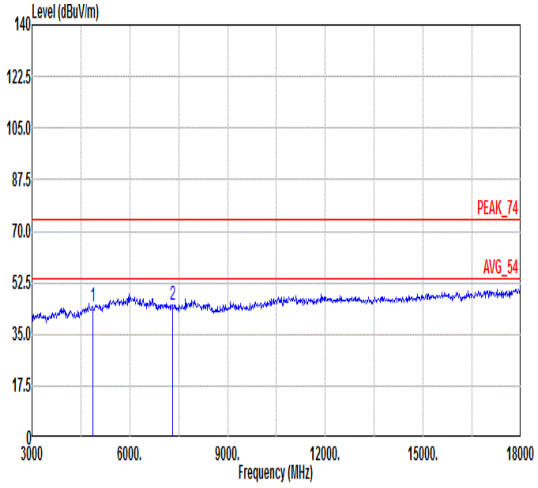 <br><br>Freq Level Limit Line Margin Read Level Ant Factor Cable Loss Preamp Factor APos TPos Remark<br>MHz dBuV/m dBuV/m dB dBuV dB/m dB dB cm deg<br>1 4874.00 44.60 74.00 -29.40 53.41 35.07 8.72 52.60 --- --- Peak<br>2 7311.00 44.85 74.00 -29.15 50.87 36.10 10.18 52.30 --- --- Peak | 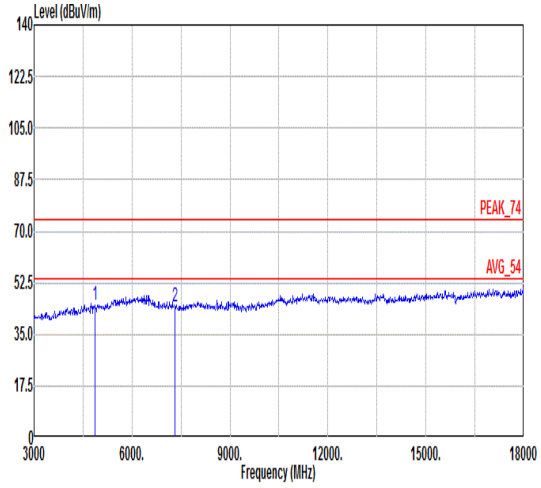 <br><br>Freq Level Limit Line Margin Read Level Ant Factor Cable Loss Preamp Factor APos TPos Remark<br>MHz dBuV/m dBuV/m dB dBuV dB/m dB dB cm deg<br>1 4874.00 45.16 74.00 -28.84 53.97 35.07 8.72 52.60 --- --- Peak<br>2 7311.00 44.50 74.00 -29.50 50.52 36.10 10.18 52.30 --- --- Peak |

| Mode | 3 | |
|---|---|---|
| | Band Edge | |
| | 2400-2483.5_802.11b_CH11_2462MHz | |
| ANT | 22 | |
| Pol. | Horizontal | Fundamental |
| Peak | 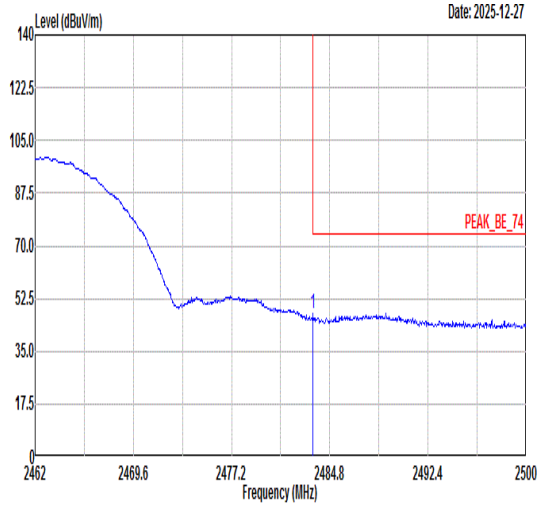 <br>Freq Level Limit Line Margin (dB) Read Level Ant Factor Cable Loss Preamp Factor APos TPos Remark<br>MHz dBuV/m dBuV/m dBuV dB/m dB dB cm deg<br>1 2483.51 47.61 74.00 -26.39 43.20 32.57 5.95 34.11 201 77 PEAK | 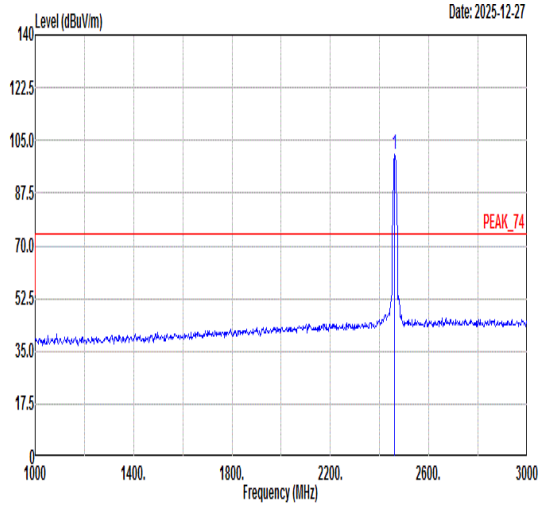 <br>Freq Level Limit Line Margin (dB) Read Level Ant Factor Cable Loss Preamp Factor APos TPos Remark<br>MHz dBuV/m dBuV/m dBuV dB/m dB dB cm deg<br>1 2462.00 100.53 ------ ------ 96.43 32.54 5.68 34.12 201 77 PEAK |
| Avg | 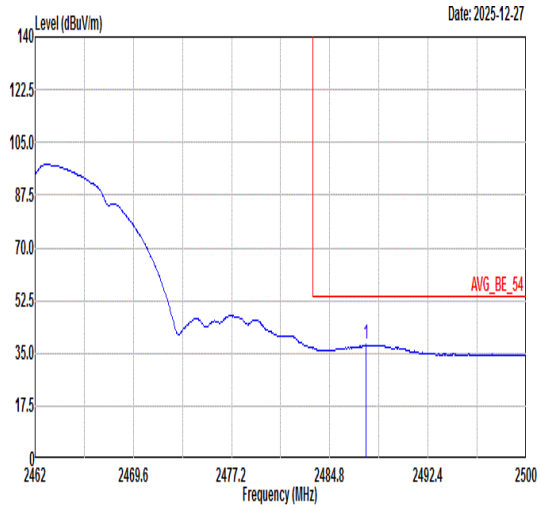 <br>Freq Level Limit Line Margin (dB) Read Level Ant Factor Cable Loss Preamp Factor APos TPos Remark<br>MHz dBuV/m dBuV/m dBuV dB/m dB dB cm deg<br>1 2487.61 37.80 54.00 -16.20 33.39 32.58 5.93 34.10 201 77 AVERAGE | 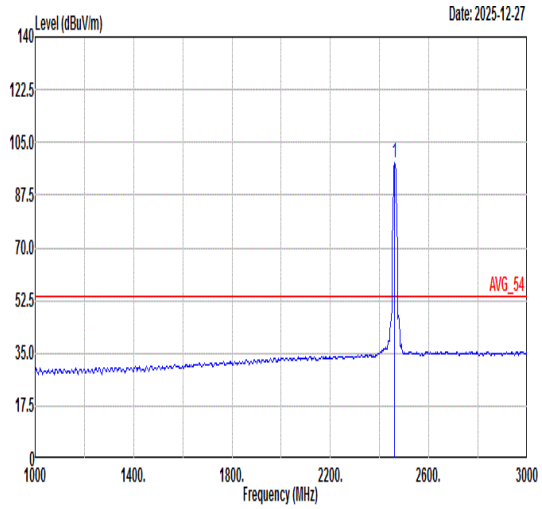 <br>Freq Level Limit Line Margin (dB) Read Level Ant Factor Cable Loss Preamp Factor APos TPos Remark<br>MHz dBuV/m dBuV/m dBuV dB/m dB dB cm deg<br>1 2462.00 98.18 ------ ------ 94.08 32.54 5.68 34.12 201 77 AVERAGE |

| Mode | 3 | |
|---|---|---|
| | Band Edge | |
| | 2400-2483.5_802.11b_CH11_2462MHz | |
| ANT | 22 | |
| Pol. | Vertical | Fundamental |
| Peak | 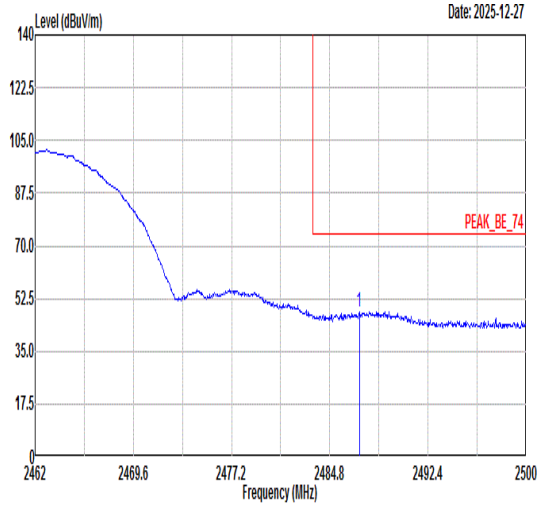 <br>Freq Level Limit Line Margin (dB) Read Level Ant Factor Cable Loss Preamp Factor APos TPos Remark<br>MHz dBuV/m dBuV/m dBuV dB/m dB dB cm deg<br>1 2487.08 48.21 74.00 -25.79 43.81 32.58 5.93 34.11 375 24 PEAK | 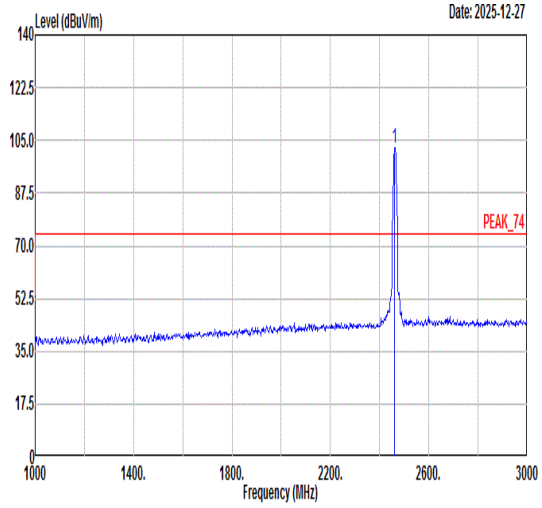 <br>Freq Level Limit Line Margin (dB) Read Level Ant Factor Cable Loss Preamp Factor APos TPos Remark<br>MHz dBuV/m dBuV/m dBuV dB/m dB dB cm deg<br>1 2462.00 102.60 ------ ------ 98.50 32.54 5.68 34.12 375 24 PEAK |
| Avg | 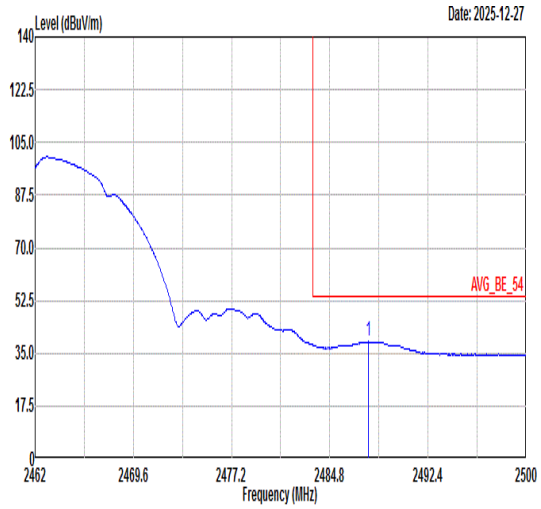 <br>Freq Level Limit Line Margin (dB) Read Level Ant Factor Cable Loss Preamp Factor APos TPos Remark<br>MHz dBuV/m dBuV/m dBuV dB/m dB dB cm deg<br>1 2487.80 38.88 54.00 -15.12 34.47 32.58 5.93 34.10 375 24 AVERAGE | 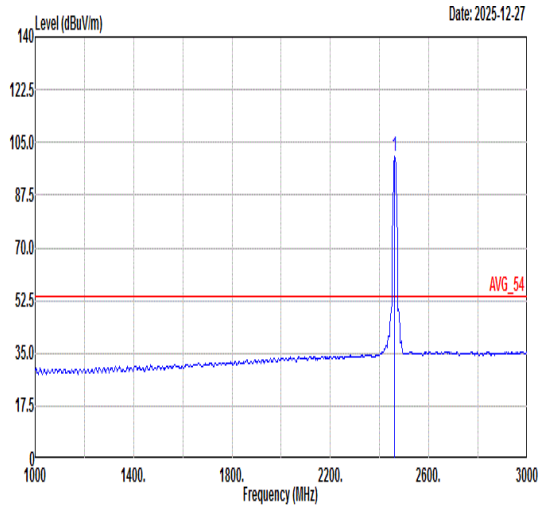 <br>Freq Level Limit Line Margin (dB) Read Level Ant Factor Cable Loss Preamp Factor APos TPos Remark<br>MHz dBuV/m dBuV/m dBuV dB/m dB dB cm deg<br>1 2462.00 100.18 ------ ------ 96.08 32.54 5.68 34.12 375 24 AVERAGE |

| Mode | 3 | |
|---|---|---|
| | Harmonic | |
| | 2400-2483.5_802.11b_CH11_2462MHz | |
| ANT | 22 | |
| Pol. | Horizontal | Vertical |
| Peak<br>Avg | 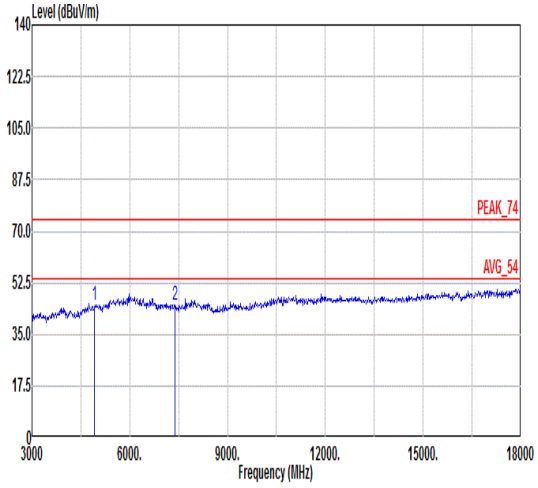 <br><br>Freq Level Limit Line Margin Read Level Ant Factor Cable Loss Preamp Factor APos TPos Remark<br>MHz dBuV/m dBuV/m dB dBuV dB/m dB dB cm deg<br>1 4924.00 44.80 74.00 -29.20 53.55 35.12 8.57 52.44 --- --- Peak<br>2 7386.00 44.98 74.00 -29.02 51.00 36.10 10.18 52.30 --- --- Peak | 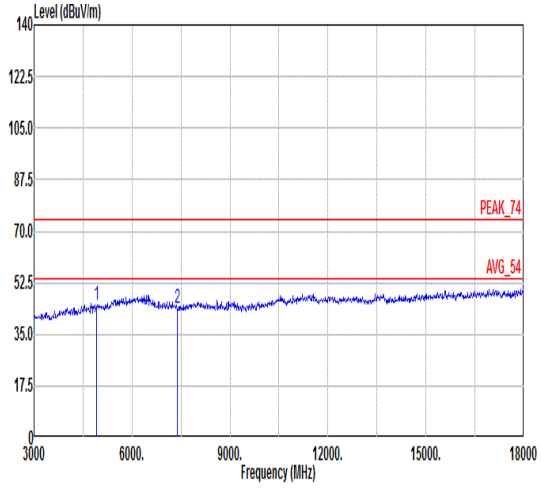 <br><br>Freq Level Limit Line Margin Read Level Ant Factor Cable Loss Preamp Factor APos TPos Remark<br>MHz dBuV/m dBuV/m dB dBuV dB/m dB dB cm deg<br>1 4924.00 45.01 74.00 -28.99 53.76 35.12 8.57 52.44 --- --- Peak<br>2 7386.00 43.92 74.00 -30.08 49.94 36.10 10.18 52.30 --- --- Peak |

| Mode | 4 | |
|---|---|---|
| | Band Edge | |
| | 2400-2483.5_802.11b_CH12_2467MHz | |
| ANT | 22 | |
| Pol. | Horizontal | Fundamental |
| Peak | 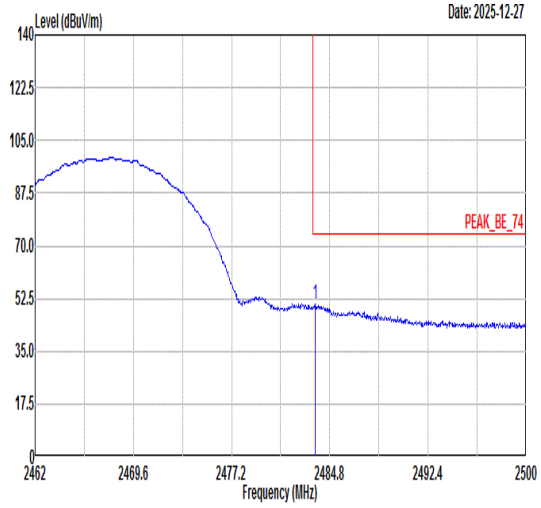 <br>Freq Level Limit Line Margin (dB) Read Level Ant Factor Cable Loss Preamp Factor APos TPos Remark<br>MHz dBuV/m dBuV/m dBuV dB/m dB dB cm deg<br>1 2483.70 50.54 74.00 -23.46 46.13 32.57 5.95 34.11 191 86 PEAK | 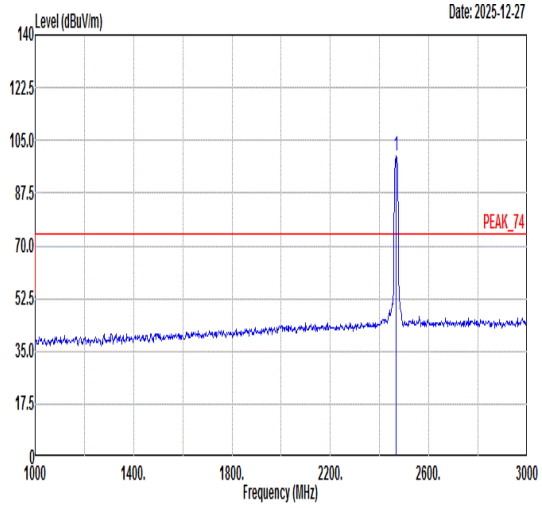 <br>Freq Level Limit Line Margin (dB) Read Level Ant Factor Cable Loss Preamp Factor APos TPos Remark<br>MHz dBuV/m dBuV/m dBuV dB/m dB dB cm deg<br>1 2467.00 99.98 ------ ------ 95.78 32.55 5.76 34.11 191 86 PEAK |
| Avg | 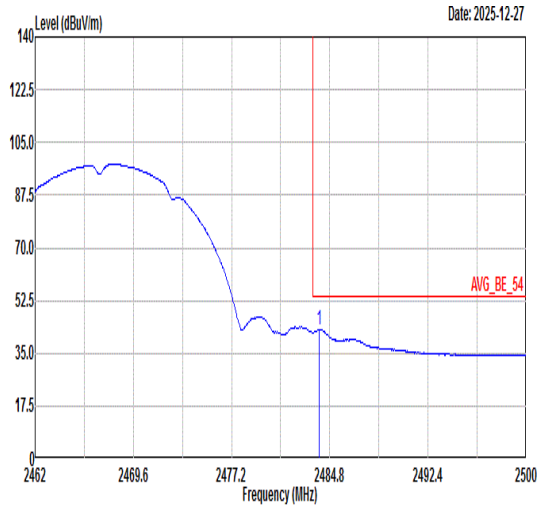 <br>Freq Level Limit Line Margin (dB) Read Level Ant Factor Cable Loss Preamp Factor APos TPos Remark<br>MHz dBuV/m dBuV/m dBuV dB/m dB dB cm deg<br>1 2483.96 42.87 54.00 -11.13 38.47 32.57 5.94 34.11 191 86 AVERAGE | 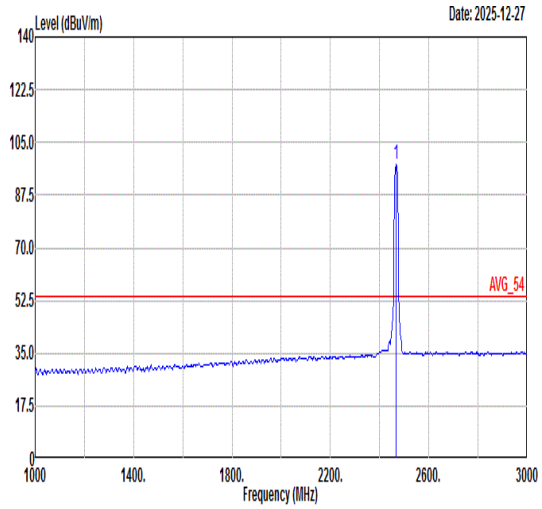 <br>Freq Level Limit Line Margin (dB) Read Level Ant Factor Cable Loss Preamp Factor APos TPos Remark<br>MHz dBuV/m dBuV/m dBuV dB/m dB dB cm deg<br>1 2467.00 97.83 ------ ------ 93.63 32.55 5.76 34.11 191 86 AVERAGE |

| Mode | 4 | |
|---|---|---|
| | Band Edge | |
| | 2400-2483.5_802.11b_CH12_2467MHz | |
| ANT | 22 | |
| Pol. | Vertical | Fundamental |
| Peak | 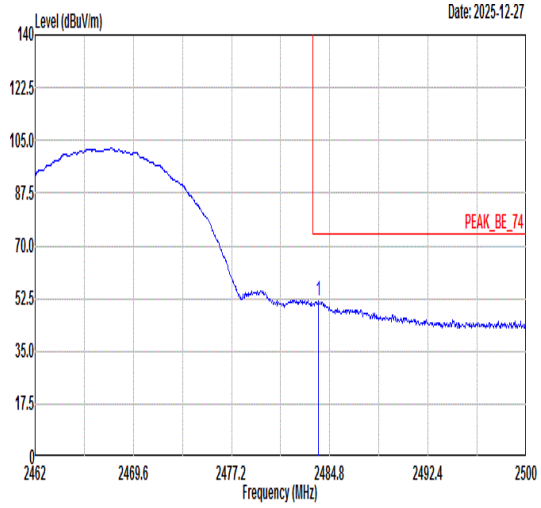 <br>Freq Level Limit Line Margin (dB) Read Level Ant Factor Cable Loss Preamp Factor APos TPos Remark<br>MHz dBuV/m dBuV/m dBuV dB/m dB dB cm deg<br>1 2483.93 51.61 74.00 -22.39 47.21 32.57 5.94 34.11 370 24 PEAK | 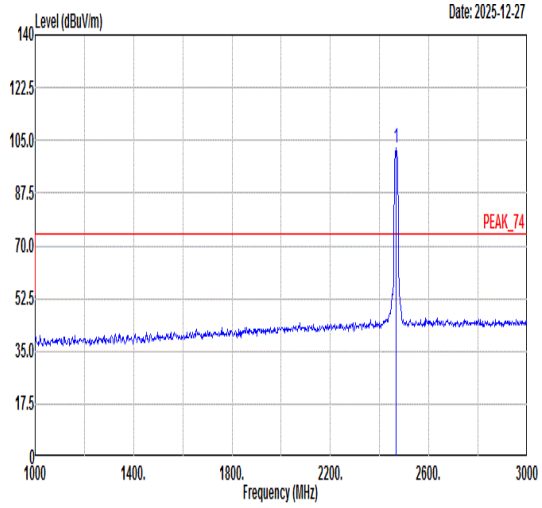 <br>Freq Level Limit Line Margin (dB) Read Level Ant Factor Cable Loss Preamp Factor APos TPos Remark<br>MHz dBuV/m dBuV/m dBuV dB/m dB dB cm deg<br>1 2467.00 102.71 ------ ------ 98.54 32.55 5.73 34.11 370 24 PEAK |
| Avg | 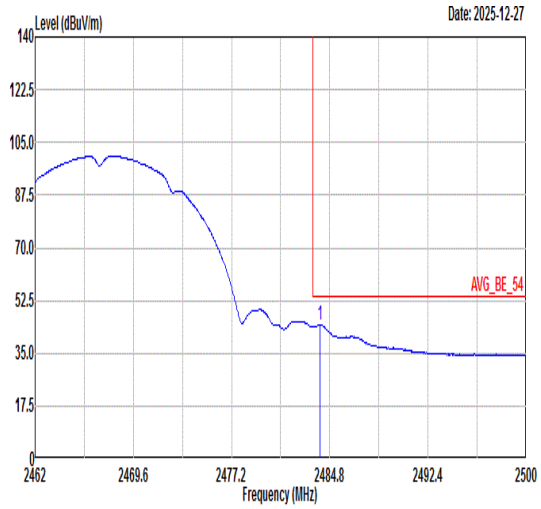 <br>Freq Level Limit Line Margin (dB) Read Level Ant Factor Cable Loss Preamp Factor APos TPos Remark<br>MHz dBuV/m dBuV/m dBuV dB/m dB dB cm deg<br>1 2484.04 44.58 54.00 -9.42 40.18 32.57 5.94 34.11 370 24 AVERAGE | 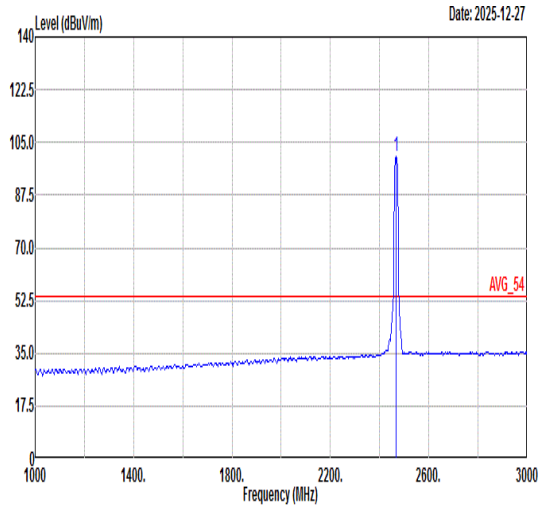 <br>Freq Level Limit Line Margin (dB) Read Level Ant Factor Cable Loss Preamp Factor APos TPos Remark<br>MHz dBuV/m dBuV/m dBuV dB/m dB dB cm deg<br>1 2467.00 100.49 ------ ------ 96.29 32.55 5.76 34.11 370 24 AVERAGE |

| Mode | 4 | |
|---|---|---|
| | Harmonic | |
| | 2400-2483.5_802.11b_CH12_2467MHz | |
| ANT | 22 | |
| Pol. | Horizontal | Vertical |
| Peak<br>Avg | 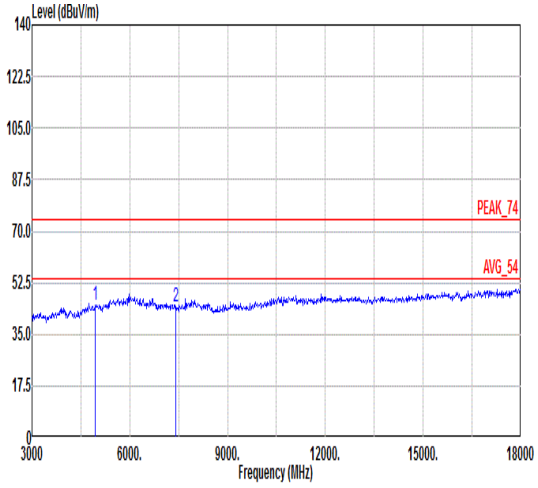 <br><br>Freq Level Limit Line Margin Read Level Ant Factor Cable Loss Preamp Factor APos TPos Remark<br>MHz dBuV/m dBuV/m dB dBuV dB/m dB dB cm deg<br>1 4934.00 44.80 74.00 -29.20 53.54 35.13 8.54 52.41 --- --- Peak<br>2 7401.00 44.20 74.00 -29.80 50.22 36.10 10.18 52.30 --- --- Peak | 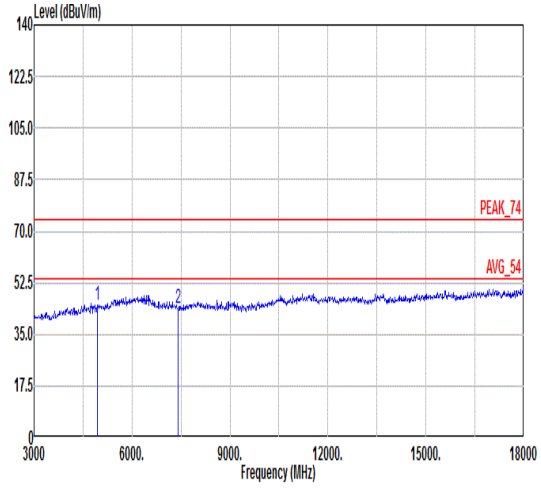 <br><br>Freq Level Limit Line Margin Read Level Ant Factor Cable Loss Preamp Factor APos TPos Remark<br>MHz dBuV/m dBuV/m dB dBuV dB/m dB dB cm deg<br>1 4934.00 45.01 74.00 -28.99 53.75 35.13 8.54 52.41 --- --- Peak<br>2 7401.00 43.79 74.00 -30.21 49.81 36.10 10.18 52.30 --- --- Peak |

| Mode | 5 | |
|---|---|---|
| | Band Edge | |
| | 2400-2483.5_802.11g_CH01_2412MHz | |
| ANT | 22 | |
| Pol. | Horizontal | Fundamental |
| Peak | 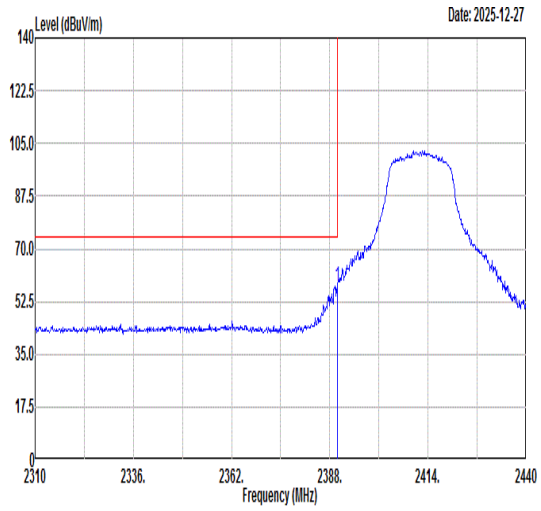 <br>Freq Level Limit Line Margin (dB) Read Level Ant Factor Cable Loss Preamp Factor APos TPos Remark<br>MHz dBuV/m dBuV/m dBuV dB/m dB dB cm deg<br>1 2389.95 57.41 74.00 -16.59 53.77 32.42 5.36 34.14 361 30 PEAK | 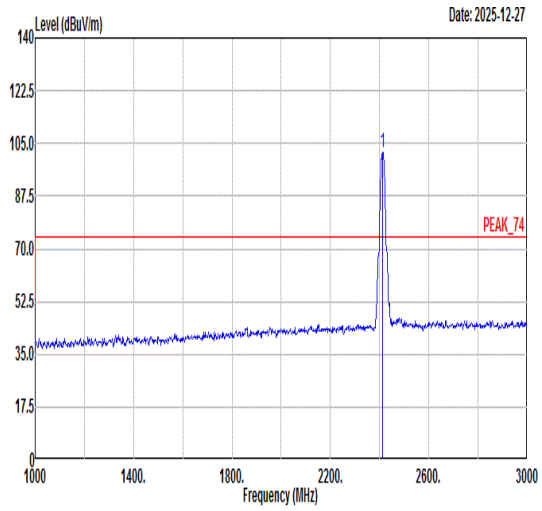 <br>Freq Level Limit Line Margin (dB) Read Level Ant Factor Cable Loss Preamp Factor APos TPos Remark<br>MHz dBuV/m dBuV/m dBuV dB/m dB dB cm deg<br>1 2412.00 101.93 ------ ------ 98.23 32.46 5.38 34.14 361 30 PEAK |
| Avg | 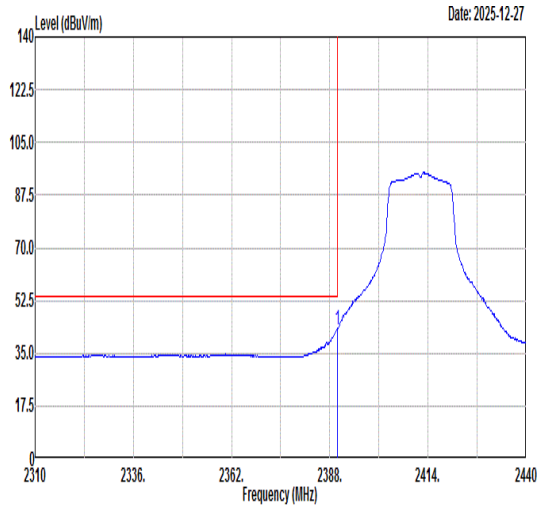 <br>Freq Level Limit Line Margin (dB) Read Level Ant Factor Cable Loss Preamp Factor APos TPos Remark<br>MHz dBuV/m dBuV/m dBuV dB/m dB dB cm deg<br>1 2389.95 42.82 54.00 -11.18 39.18 32.42 5.36 34.14 361 30 AVERAGE | 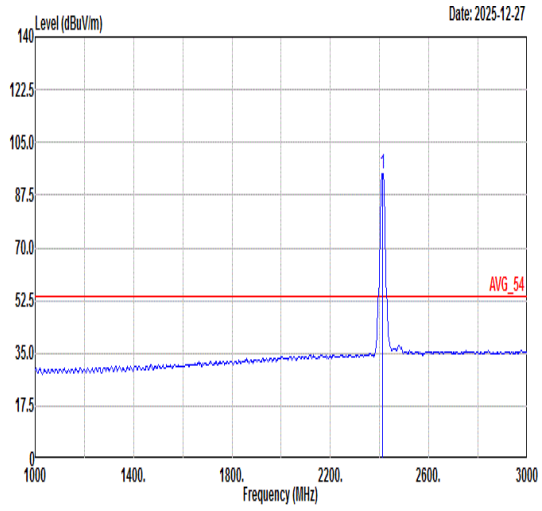 <br>Freq Level Limit Line Margin (dB) Read Level Ant Factor Cable Loss Preamp Factor APos TPos Remark<br>MHz dBuV/m dBuV/m dBuV dB/m dB dB cm deg<br>1 2412.00 94.64 ------ ------ 90.94 32.46 5.38 34.14 361 30 AVERAGE |

| Mode | 5 | |
|---|---|---|
| | Band Edge | |
| | 2400-2483.5_802.11g_CH01_2412MHz | |
| ANT | 22 | |
| Pol. | Vertical | Fundamental |
| Peak | 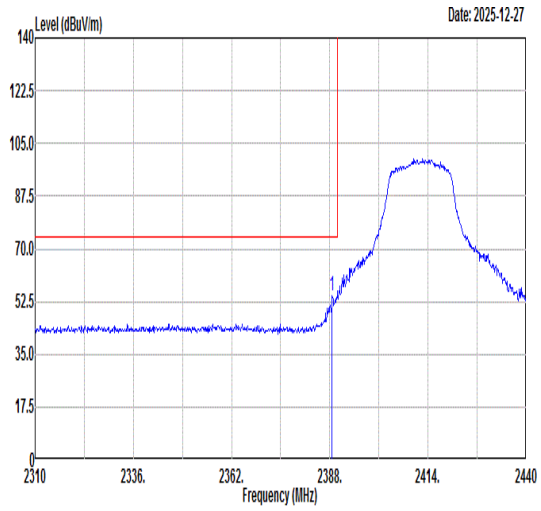 <br>Freq Level Limit Line Margin (dB) Read Level Ant Factor Cable Loss Preamp Factor APos TPos Remark<br>MHz dBuV/m dBuV/m dBuV dB/m dB dB cm deg<br>1 2388.65 54.17 74.00 -19.83 50.53 32.42 5.36 34.14 250 75 PEAK | 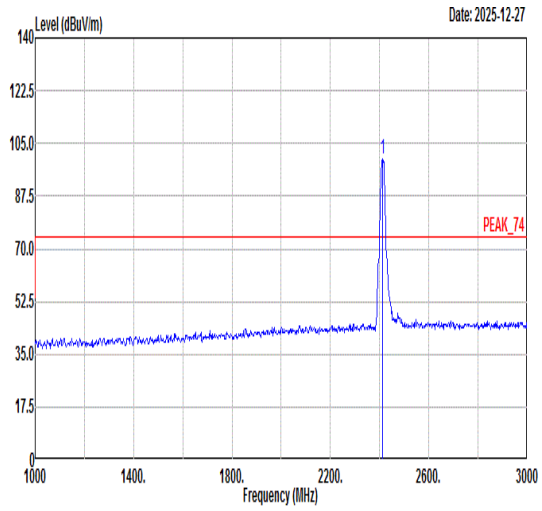 <br>Freq Level Limit Line Margin (dB) Read Level Ant Factor Cable Loss Preamp Factor APos TPos Remark<br>MHz dBuV/m dBuV/m dBuV dB/m dB dB cm deg<br>1 2412.00 99.88 ------ ------ 96.18 32.46 5.38 34.14 250 75 PEAK |
| Avg | 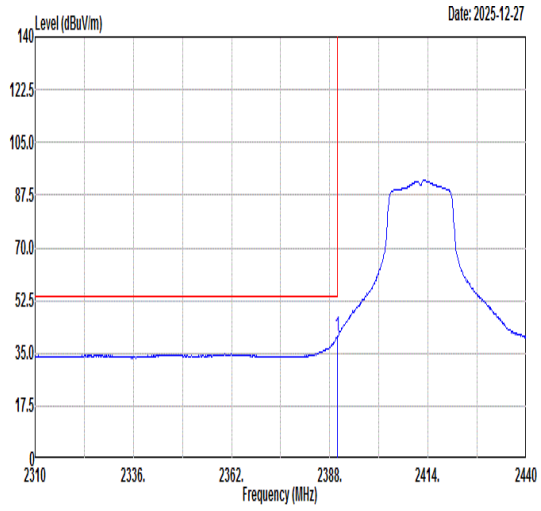 <br>Freq Level Limit Line Margin (dB) Read Level Ant Factor Cable Loss Preamp Factor APos TPos Remark<br>MHz dBuV/m dBuV/m dBuV dB/m dB dB cm deg<br>1 2389.95 40.43 54.00 -13.57 36.79 32.42 5.36 34.14 250 75 AVERAGE | 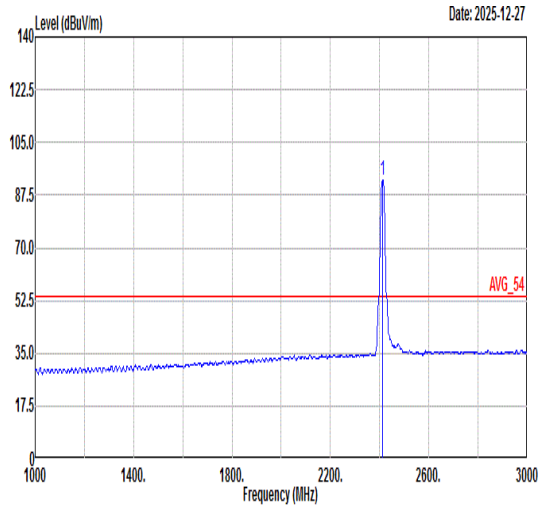 <br>Freq Level Limit Line Margin (dB) Read Level Ant Factor Cable Loss Preamp Factor APos TPos Remark<br>MHz dBuV/m dBuV/m dBuV dB/m dB dB cm deg<br>1 2412.00 92.29 ------ ------ 88.58 32.46 5.38 34.13 250 75 AVERAGE |

| Mode | 5 | |
|---|---|---|
| | Harmonic | |
| | 2400-2483.5_802.11g_CH01_2412MHz | |
| ANT | 22 | |
| Pol. | Horizontal | Vertical |
| Peak<br>Avg | 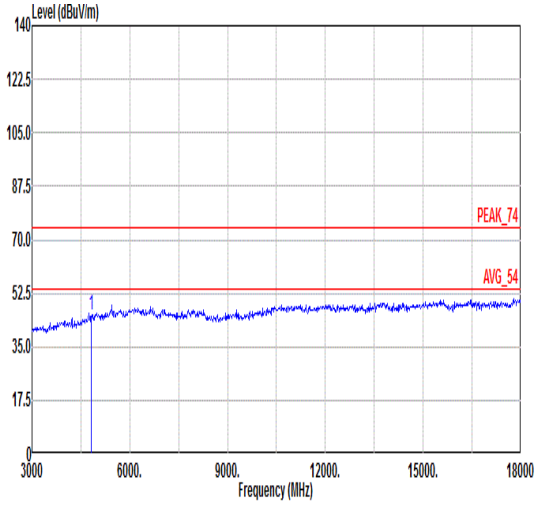 <br><br>Freq Level Limit Line Margin Read Level Ant Factor Cable Loss Preamp Factor APos TPos Remark<br>MHz dBuV/m dBuV/m dB dBuV dB/m dB dB cm deg<br>1 4824.00 45.28 74.00 -28.72 54.14 35.02 8.88 52.76 --- --- Peak | 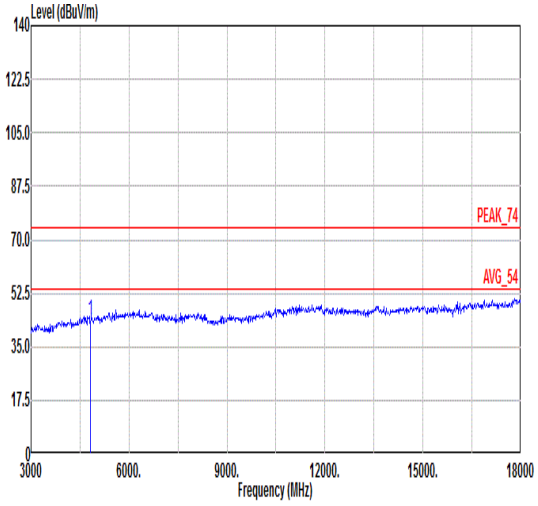 <br><br>Freq Level Limit Line Margin Read Level Ant Factor Cable Loss Preamp Factor APos TPos Remark<br>MHz dBuV/m dBuV/m dB dBuV dB/m dB dB cm deg<br>1 4824.00 43.88 74.00 -30.12 52.74 35.02 8.88 52.76 --- --- Peak |

| Mode | 6 | |
|---|---|---|
| | Band Edge - L | |
| | 2400-2483.5_802.11g_CH06_2437MHz | |
| ANT | 22 | |
| Pol. | Horizontal | Fundamental |
| Peak | 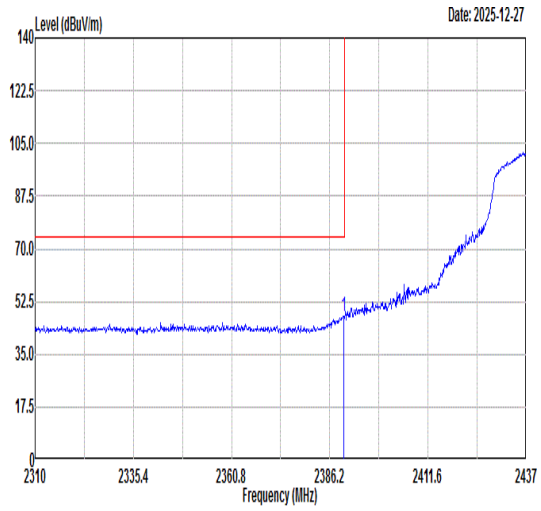 <br>Freq Level Limit Line Margin (dB) Read Level Ant Factor Cable Loss Preamp Factor APos TPos Remark<br>MHz dBuV/m dBuV/m dBuV dB/m dB dB cm deg<br>1 2389.88 47.36 74.00 -26.64 43.72 32.42 5.36 34.14 300 30 PEAK | 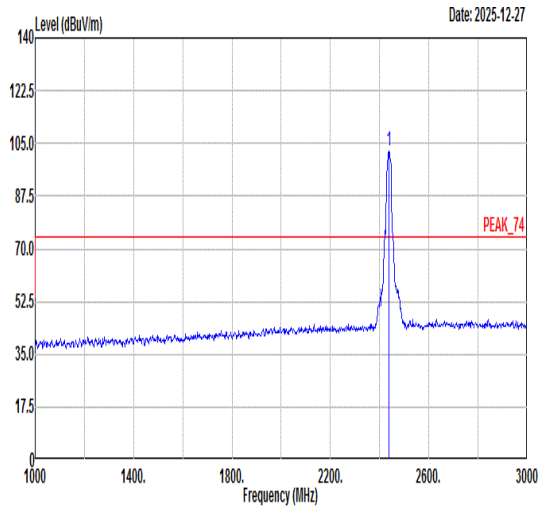 <br>Freq Level Limit Line Margin (dB) Read Level Ant Factor Cable Loss Preamp Factor APos TPos Remark<br>MHz dBuV/m dBuV/m dBuV dB/m dB dB cm deg<br>1 2437.00 102.51 ------ ------ 98.72 32.50 5.41 34.12 300 30 PEAK |
| Avg | 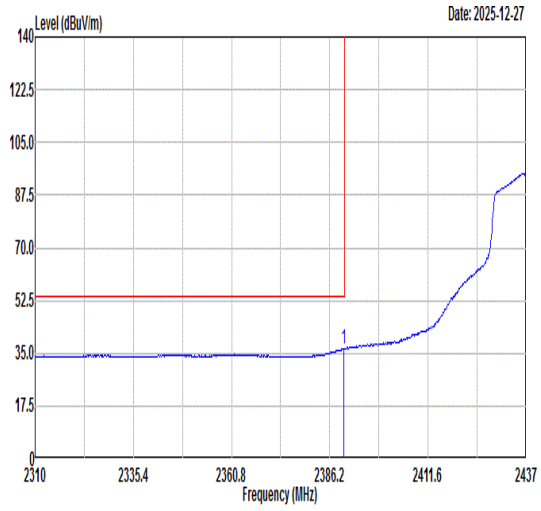 <br>Freq Level Limit Line Margin (dB) Read Level Ant Factor Cable Loss Preamp Factor APos TPos Remark<br>MHz dBuV/m dBuV/m dBuV dB/m dB dB cm deg<br>1 2389.76 36.42 54.00 -17.58 32.78 32.42 5.36 34.14 300 30 AVERAGE | 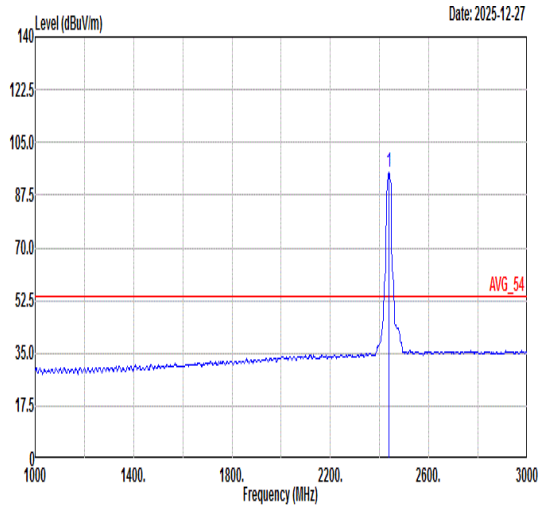 <br>Freq Level Limit Line Margin (dB) Read Level Ant Factor Cable Loss Preamp Factor APos TPos Remark<br>MHz dBuV/m dBuV/m dBuV dB/m dB dB cm deg<br>1 2437.00 95.03 ------ ------ 91.24 32.50 5.41 34.12 300 30 AVERAGE |

| Mode | 6 | |
|---|---|---|
| | Band Edge - R | |
| | 2400-2483.5_802.11g_CH06_2437MHz | |
| ANT | 22 | |
| Pol. | Horizontal | Fundamental |
| Peak | 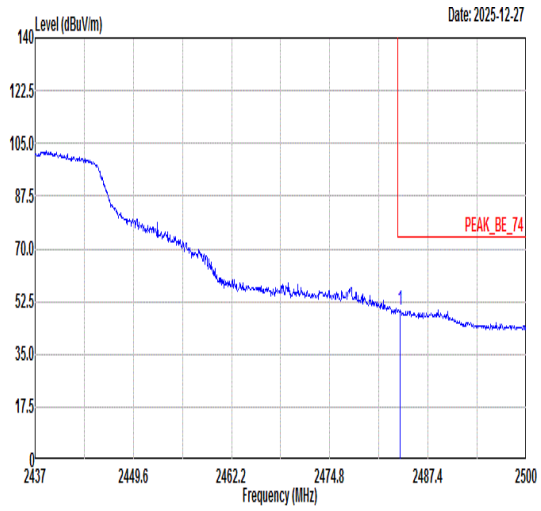 <br>Freq Level Limit Line Margin (dB) Read Level Ant Factor Cable Loss Preamp Factor APos TPos Remark<br>MHz dBuV/m dBuV/m dBuV dB/m dB dB cm deg<br>1 2483.81 49.91 74.00 -24.09 45.50 32.57 5.95 34.11 300 30 PEAK | Blank |
| Avg | 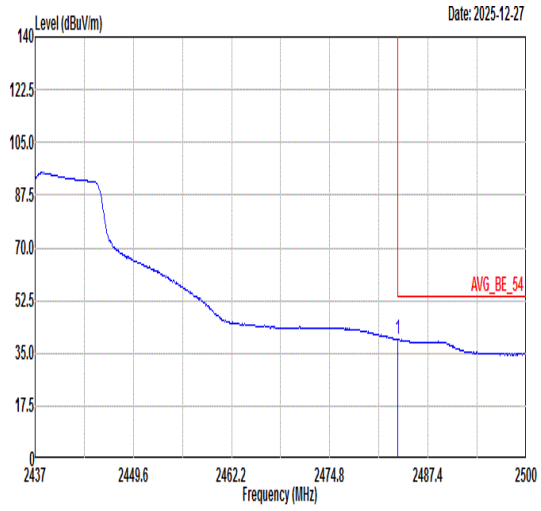 <br>Freq Level Limit Line Margin (dB) Read Level Ant Factor Cable Loss Preamp Factor APos TPos Remark<br>MHz dBuV/m dBuV/m dBuV dB/m dB dB cm deg<br>1 2483.56 39.57 54.00 -14.43 35.16 32.57 5.95 34.11 300 30 AVERAGE | Blank |

| Mode | 6 | |
|---|---|---|
| | Band Edge - L | |
| | 2400-2483.5_802.11g_CH06_2437MHz | |
| ANT | 22 | |
| Pol. | Vertical | Fundamental |
| Peak | 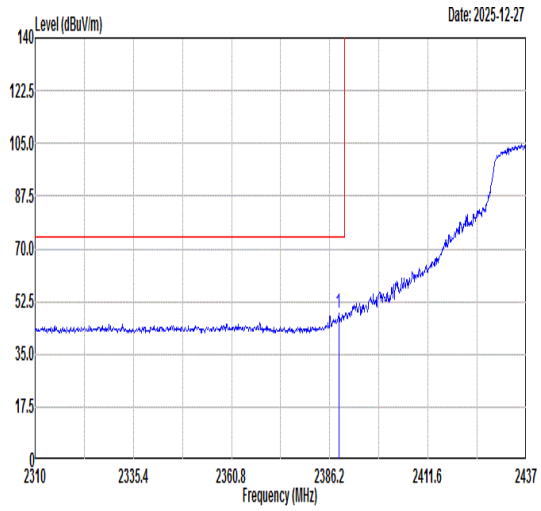 <br>Freq Level Limit Line Margin (dB) Read Level Ant Factor Cable Loss Preamp Factor APos TPos Remark<br>MHz dBuV/m dBuV/m dBuV dB/m dB dB cm deg<br>1 2388.49 48.59 74.00 -25.41 44.95 32.42 5.36 34.14 159 81 PEAK | 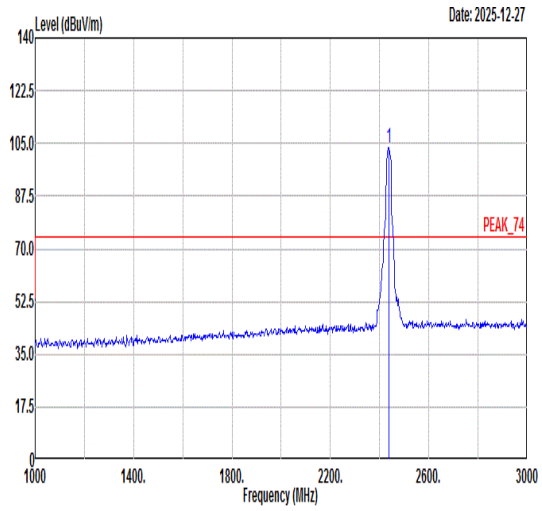 <br>Freq Level Limit Line Margin (dB) Read Level Ant Factor Cable Loss Preamp Factor APos TPos Remark<br>MHz dBuV/m dBuV/m dBuV dB/m dB dB cm deg<br>1 2437.00 103.72 ------ ------ 99.94 32.50 5.41 34.13 159 81 PEAK |
| Avg | 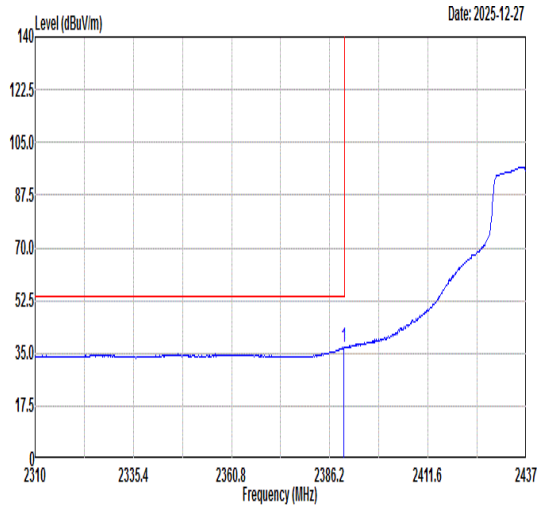 <br>Freq Level Limit Line Margin (dB) Read Level Ant Factor Cable Loss Preamp Factor APos TPos Remark<br>MHz dBuV/m dBuV/m dBuV dB/m dB dB cm deg<br>1 2389.88 36.86 54.00 -17.14 33.22 32.42 5.36 34.14 159 81 AVERAGE | 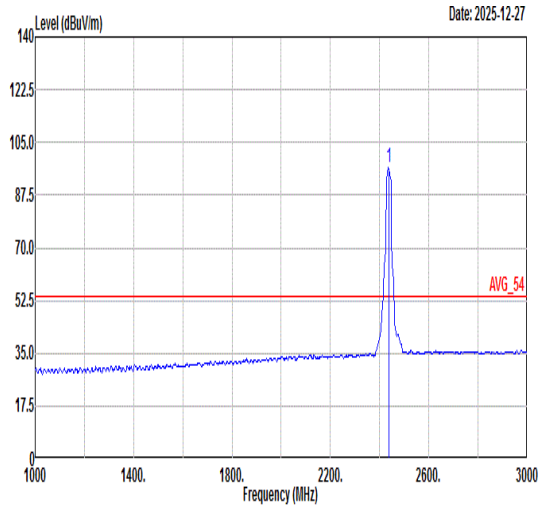 <br>Freq Level Limit Line Margin (dB) Read Level Ant Factor Cable Loss Preamp Factor APos TPos Remark<br>MHz dBuV/m dBuV/m dBuV dB/m dB dB cm deg<br>1 2437.00 96.76 ------ ------ 92.98 32.50 5.41 34.13 159 81 AVERAGE |

| Mode | 6 | |
|---|---|---|
| | Band Edge - R | |
| | 2400-2483.5_802.11g_CH06_2437MHz | |
| ANT | 22 | |
| Pol. | Vertical | Fundamental |
| Peak | 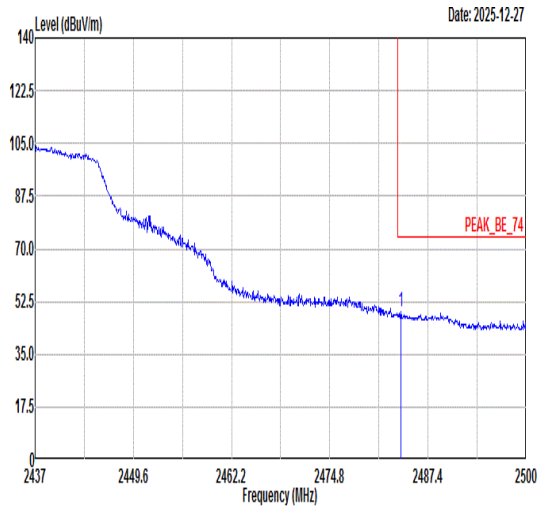 <br>Freq Level Limit Line Margin (dB) Read Level Ant Factor Cable Loss Preamp Factor APos TPos Remark<br>MHz dBuV/m dBuV/m dBuV dB/m dB dB cm deg<br>1 2483.94 48.91 74.00 -25.09 44.51 32.57 5.94 34.11 159 81 PEAK | Blank |
| Avg | 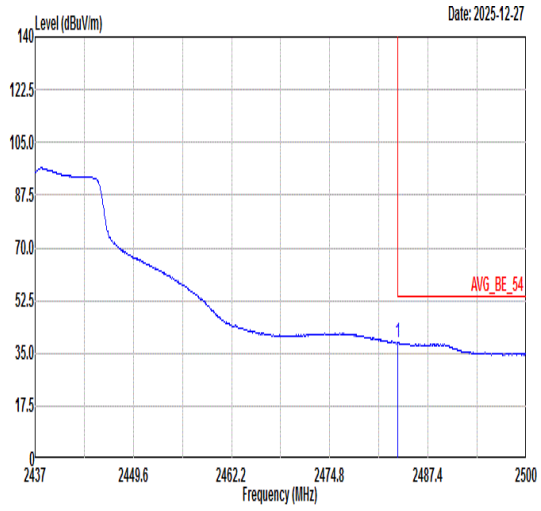 <br>Freq Level Limit Line Margin (dB) Read Level Ant Factor Cable Loss Preamp Factor APos TPos Remark<br>MHz dBuV/m dBuV/m dBuV dB/m dB dB cm deg<br>1 2483.56 38.47 54.00 -15.53 34.06 32.57 5.95 34.11 159 81 AVERAGE | Blank |

| Mode | 6 | |
|---|---|---|
| | Harmonic | |
| | 2400-2483.5_802.11g_CH06_2437MHz | |
| ANT | 22 | |
| Pol. | Horizontal | Vertical |
| Peak<br>Avg | 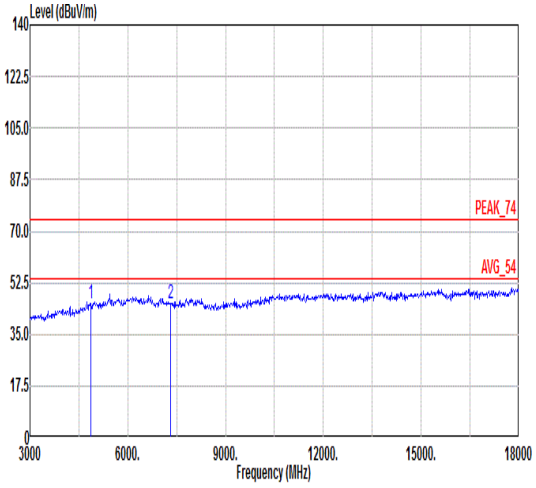 <br><br>Freq Level Limit Line Margin Read Level Ant Factor Cable Loss Preamp Factor APos TPos Remark<br>MHz dBuV/m dBuV/m dB dBuV dB/m dB dB cm deg<br>1 4874.00 45.27 74.00 -28.73 54.08 35.07 8.72 52.60 --- --- Peak<br>2 7311.00 45.22 74.00 -28.78 51.24 36.10 10.18 52.30 --- --- Peak | 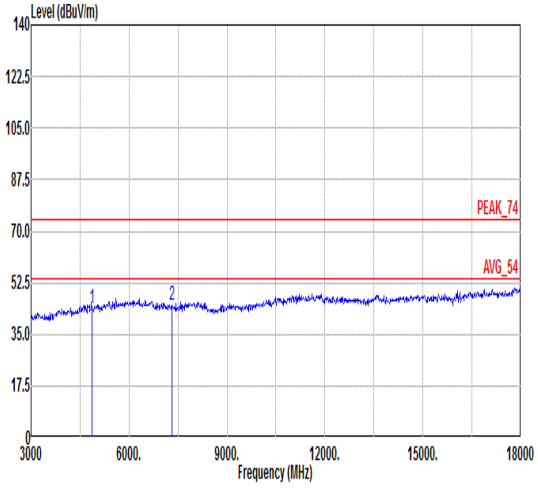 <br><br>Freq Level Limit Line Margin Read Level Ant Factor Cable Loss Preamp Factor APos TPos Remark<br>MHz dBuV/m dBuV/m dB dBuV dB/m dB dB cm deg<br>1 4874.00 44.00 74.00 -30.00 52.81 35.07 8.72 52.60 --- --- Peak<br>2 7311.00 44.74 74.00 -29.26 50.76 36.10 10.18 52.30 --- --- Peak |

| Mode | 7 | |
|---|---|---|
| | Band Edge | |
| | 2400-2483.5_802.11g_CH11_2462MHz | |
| ANT | 22 | |
| Pol. | Horizontal | Fundamental |
| Peak | 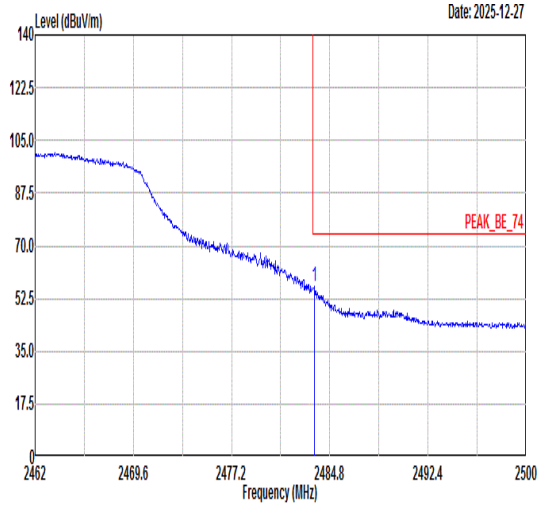 <br>Freq Level Limit Line Margin (dB) Read Level Ant Factor Cable Loss Preamp Factor APos TPos Remark<br>MHz dBuV/m dBuV/m dBuV dB/m dB dB cm deg<br>1 2483.58 56.30 74.00 -17.70 51.89 32.57 5.95 34.11 200 78 PEAK | 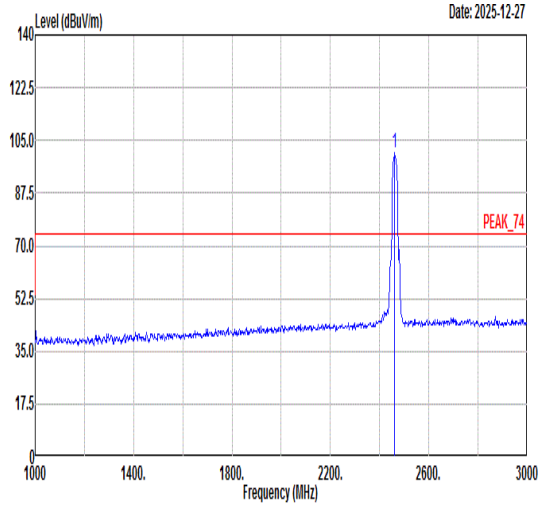 <br>Freq Level Limit Line Margin (dB) Read Level Ant Factor Cable Loss Preamp Factor APos TPos Remark<br>MHz dBuV/m dBuV/m dBuV dB/m dB dB cm deg<br>1 2462.00 100.76 ------ ------ 96.66 32.54 5.68 34.12 200 78 PEAK |
| Avg | 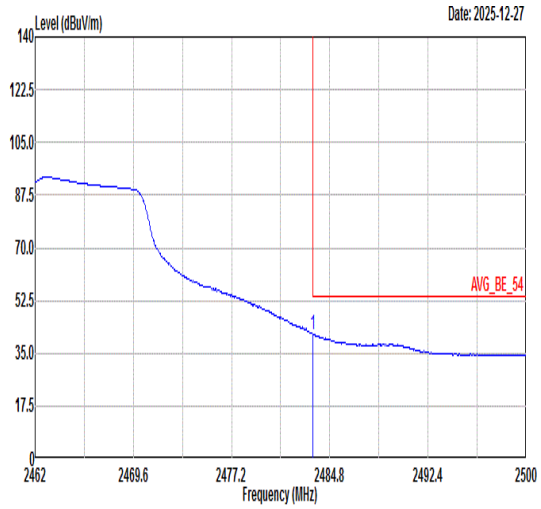 <br>Freq Level Limit Line Margin (dB) Read Level Ant Factor Cable Loss Preamp Factor APos TPos Remark<br>MHz dBuV/m dBuV/m dBuV dB/m dB dB cm deg<br>1 2483.51 41.42 54.00 -12.58 37.01 32.57 5.95 34.11 200 78 AVERAGE | 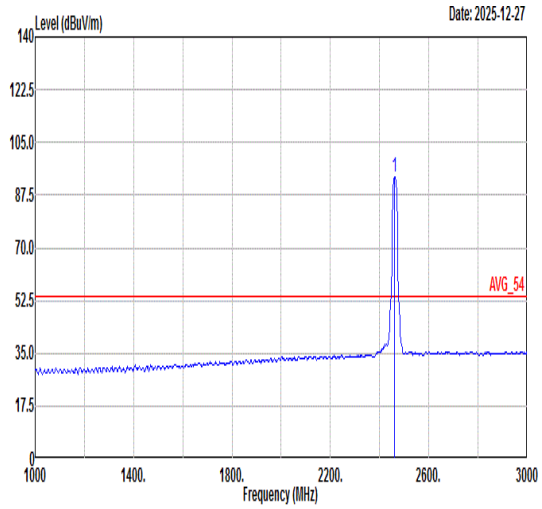 <br>Freq Level Limit Line Margin (dB) Read Level Ant Factor Cable Loss Preamp Factor APos TPos Remark<br>MHz dBuV/m dBuV/m dBuV dB/m dB dB cm deg<br>1 2462.00 93.55 ------ ------ 89.48 32.54 5.65 34.12 200 78 AVERAGE |

| Mode | 7 | |
|---|---|---|
| | Band Edge | |
| | 2400-2483.5_802.11g_CH11_2462MHz | |
| ANT | 22 | |
| Pol. | Vertical | Fundamental |
| Peak | 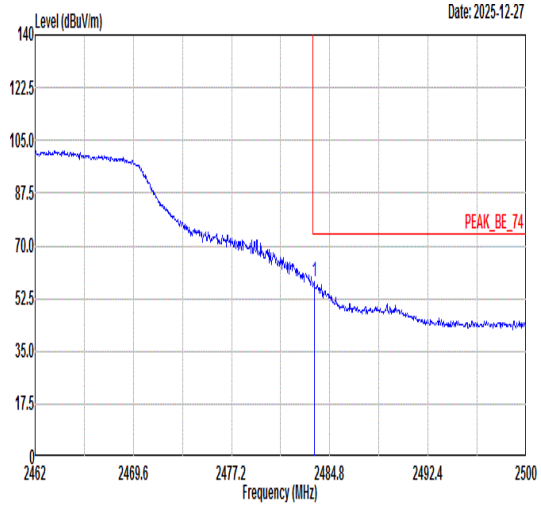 <br>Freq Level Limit Line Margin (dB) Read Level Ant Factor Cable Loss Preamp Factor APos TPos Remark<br>MHz dBuV/m dBuV/m dBuV dB/m dB dB cm deg<br>1 2483.58 58.37 74.00 -15.63 53.96 32.57 5.95 34.11 300 28 PEAK | 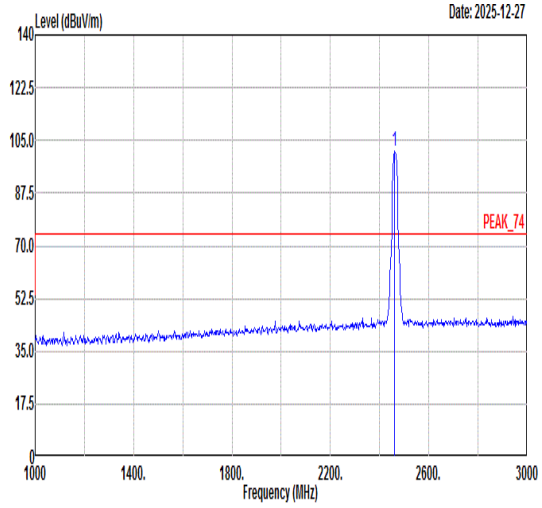 <br>Freq Level Limit Line Margin (dB) Read Level Ant Factor Cable Loss Preamp Factor APos TPos Remark<br>MHz dBuV/m dBuV/m dBuV dB/m dB dB cm deg<br>1 2462.00 101.20 ------ ------ 97.10 32.54 5.68 34.12 300 28 PEAK |
| Avg | 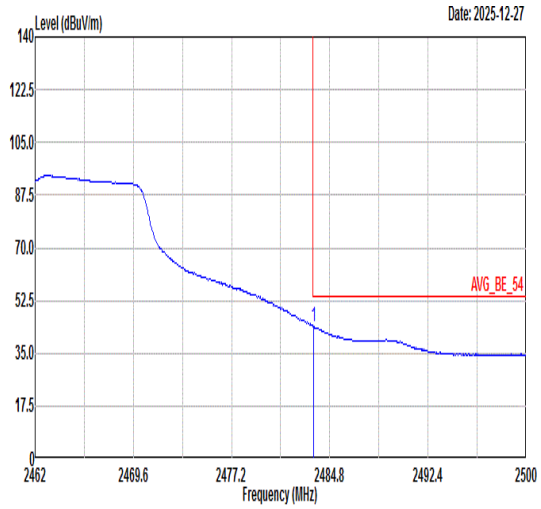 <br>Freq Level Limit Line Margin (dB) Read Level Ant Factor Cable Loss Preamp Factor APos TPos Remark<br>MHz dBuV/m dBuV/m dBuV dB/m dB dB cm deg<br>1 2483.55 43.91 54.00 -10.09 39.50 32.57 5.95 34.11 300 28 AVERAGE | 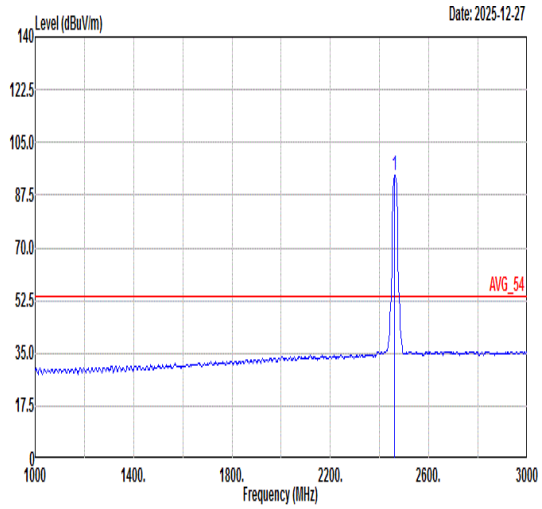 <br>Freq Level Limit Line Margin (dB) Read Level Ant Factor Cable Loss Preamp Factor APos TPos Remark<br>MHz dBuV/m dBuV/m dBuV dB/m dB dB cm deg<br>1 2462.00 93.84 ------ ------ 89.71 32.54 5.70 34.11 300 28 AVERAGE |

| Mode | 7 | |
|---|---|---|
| | Harmonic | |
| | 2400-2483.5_802.11g_CH11_2462MHz | |
| ANT | 22 | |
| Pol. | Horizontal | Vertical |
| Peak<br>Avg | 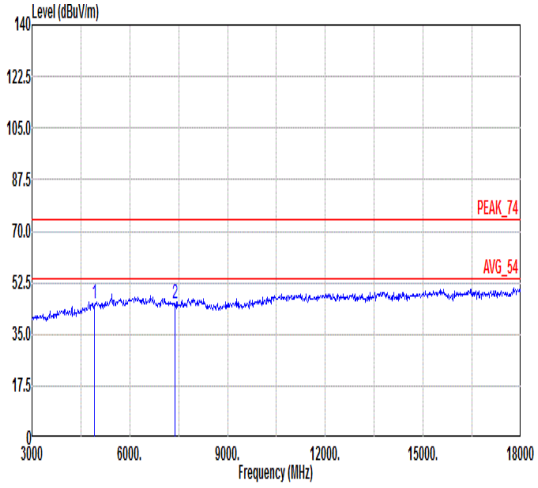 <br><br>Freq Level Limit Line Margin Read Level Ant Factor Cable Loss Preamp Factor APos TPos Remark<br>MHz dBuV/m dBuV/m dB dBuV dB/m dB dB cm deg<br>1 4924.00 45.65 74.00 -28.35 54.40 35.12 8.57 52.44 --- --- Peak<br>2 7386.00 45.43 74.00 -28.57 51.45 36.10 10.18 52.30 --- --- Peak | 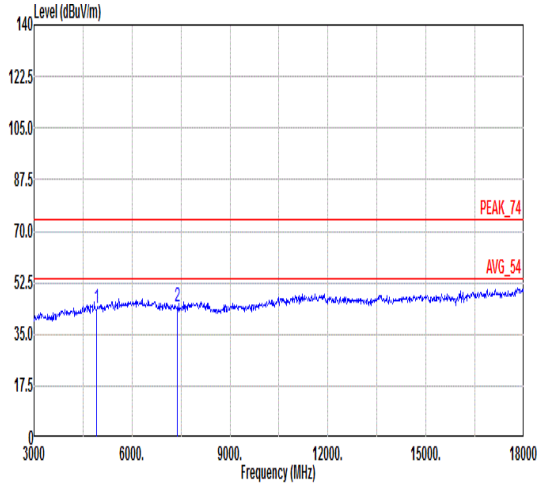 <br><br>Freq Level Limit Line Margin Read Level Ant Factor Cable Loss Preamp Factor APos TPos Remark<br>MHz dBuV/m dBuV/m dB dBuV dB/m dB dB cm deg<br>1 4924.00 43.81 74.00 -30.19 52.56 35.12 8.57 52.44 --- --- Peak<br>2 7386.00 44.44 74.00 -29.56 50.46 36.10 10.18 52.30 --- --- Peak |

| Mode | 8 | |
|---|---|---|
| | Band Edge | |
| | 2400-2483.5_802.11g_CH12_2467MHz | |
| ANT | 22 | |
| Pol. | Horizontal | Fundamental |
| Peak | 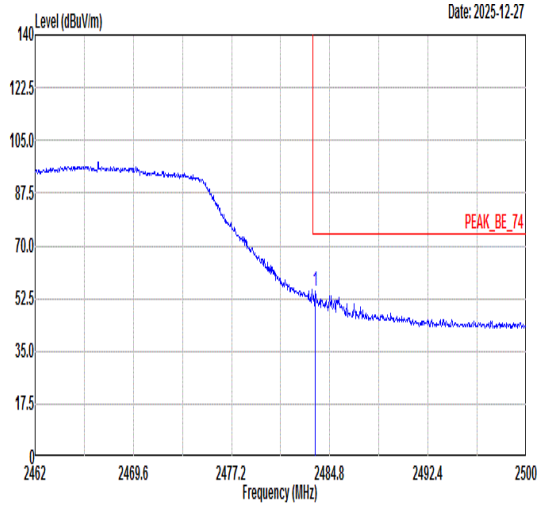 <br>Freq Level Limit Line Margin (dB) Read Level Ant Factor Cable Loss Preamp Factor APos TPos Remark<br>MHz dBuV/m dBuV/m dBuV dB/m dB dB cm deg<br>1 2483.70 55.01 74.00 -18.99 50.60 32.57 5.95 34.11 200 96 PEAK | 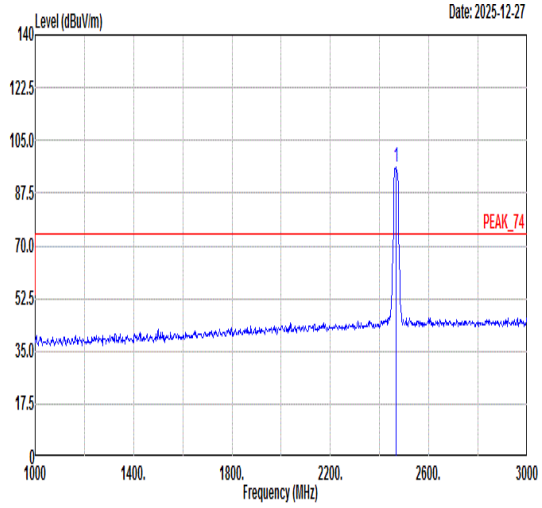 <br>Freq Level Limit Line Margin (dB) Read Level Ant Factor Cable Loss Preamp Factor APos TPos Remark<br>MHz dBuV/m dBuV/m dBuV dB/m dB dB cm deg<br>1 2467.00 96.15 ------ ------ 91.98 32.55 5.73 34.11 200 96 PEAK |
| Avg | 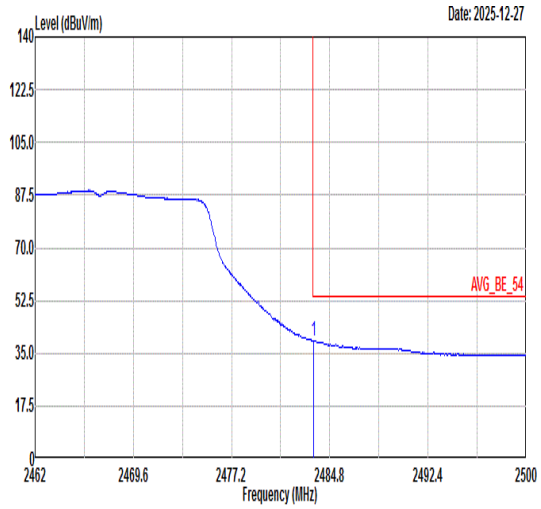 <br>Freq Level Limit Line Margin (dB) Read Level Ant Factor Cable Loss Preamp Factor APos TPos Remark<br>MHz dBuV/m dBuV/m dBuV dB/m dB dB cm deg<br>1 2483.55 39.18 54.00 -14.82 34.77 32.57 5.95 34.11 200 96 AVERAGE | 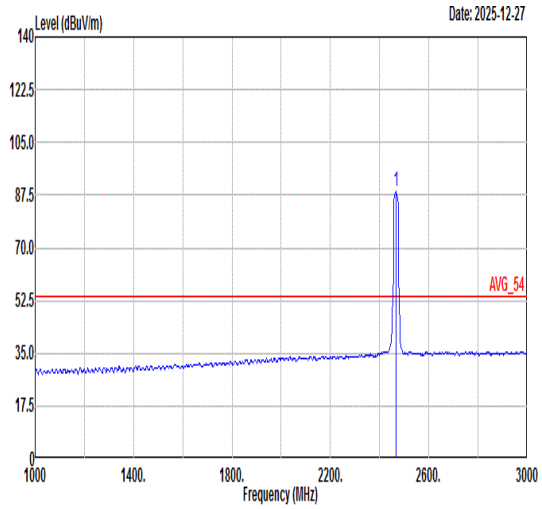 <br>Freq Level Limit Line Margin (dB) Read Level Ant Factor Cable Loss Preamp Factor APos TPos Remark<br>MHz dBuV/m dBuV/m dBuV dB/m dB dB cm deg<br>1 2467.00 88.94 ------ ------ 84.77 32.55 5.73 34.11 200 96 AVERAGE |

| Mode | 8 | |
|---|---|---|
| | Band Edge | |
| | 2400-2483.5_802.11g_CH12_2467MHz | |
| ANT | 22 | |
| Pol. | Vertical | Fundamental |
| Peak | 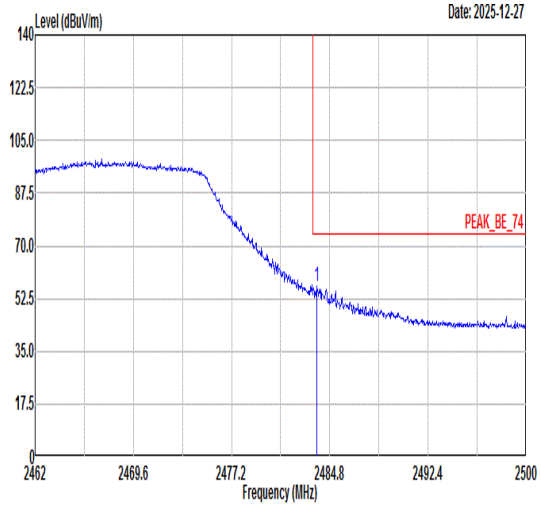 <br>Freq Level Limit Line Margin (dB) Read Level Ant Factor Cable Loss Preamp Factor APos TPos Remark<br>MHz dBuV/m dBuV/m dBuV dB/m dB dB cm deg<br>1 2483.77 56.60 74.00 -17.40 52.19 32.57 5.95 34.11 300 28 PEAK | 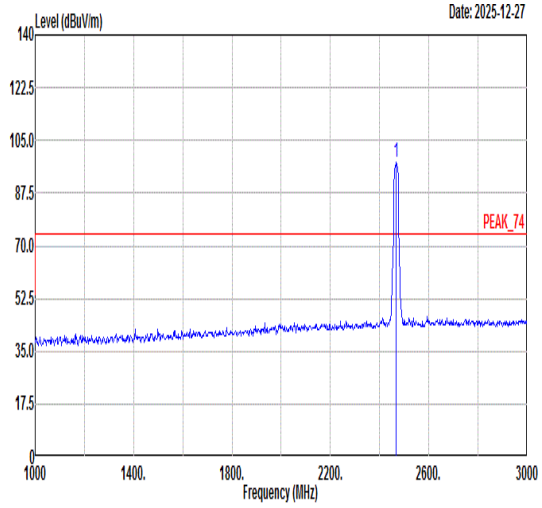 <br>Freq Level Limit Line Margin (dB) Read Level Ant Factor Cable Loss Preamp Factor APos TPos Remark<br>MHz dBuV/m dBuV/m dBuV dB/m dB dB cm deg<br>1 2467.00 97.68 ------ ------ 93.48 32.55 5.76 34.11 300 28 PEAK |
| Avg | 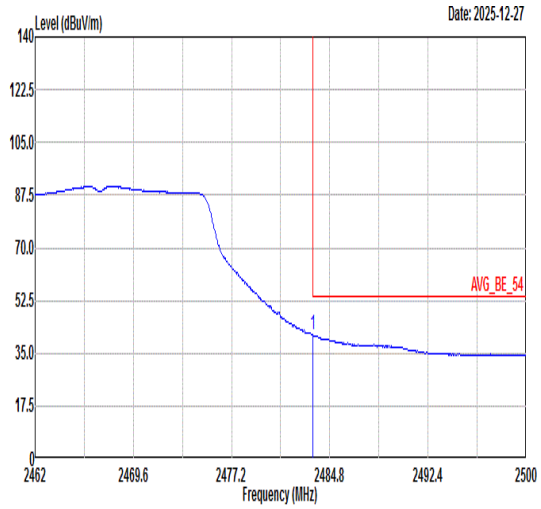 <br>Freq Level Limit Line Margin (dB) Read Level Ant Factor Cable Loss Preamp Factor APos TPos Remark<br>MHz dBuV/m dBuV/m dBuV dB/m dB dB cm deg<br>1 2483.51 41.03 54.00 -12.97 36.62 32.57 5.95 34.11 300 28 AVERAGE | 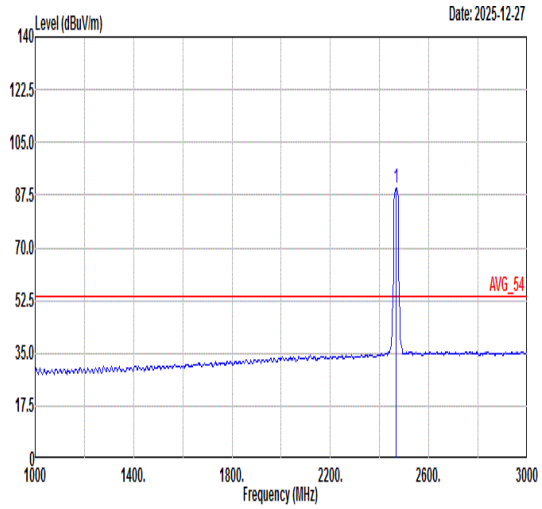 <br>Freq Level Limit Line Margin (dB) Read Level Ant Factor Cable Loss Preamp Factor APos TPos Remark<br>MHz dBuV/m dBuV/m dBuV dB/m dB dB cm deg<br>1 2467.00 90.05 ------ ------ 85.85 32.55 5.76 34.11 300 28 AVERAGE |

| Mode | 8 | |
|---|---|---|
| | Harmonic | |
| | 2400-2483.5_802.11g_CH12_2467MHz | |
| ANT | 22 | |
| Pol. | Horizontal | Vertical |
| Peak<br>Avg | 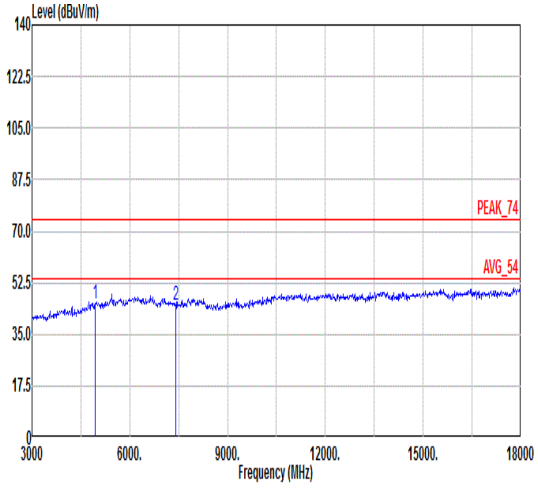 <br><br>Freq Level Limit Line Margin Read Level Ant Factor Cable Loss Preamp Factor APos TPos Remark<br>MHz dBuV/m dBuV/m dB dBuV dB/m dB dB cm deg<br>1 4934.00 45.65 74.00 -28.35 54.39 35.13 8.54 52.41 --- --- Peak<br>2 7401.00 45.00 74.00 -29.00 51.02 36.10 10.18 52.30 --- --- Peak | 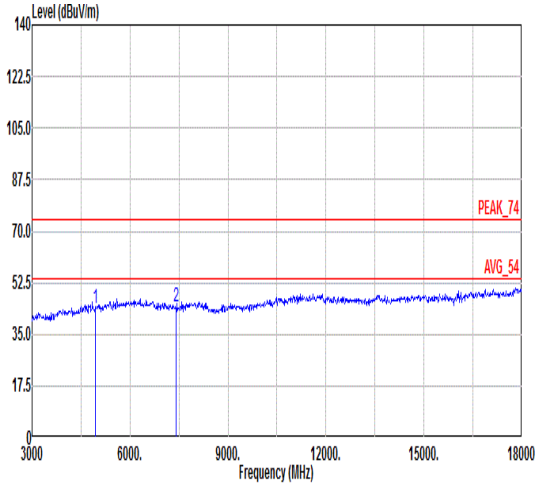 <br><br>Freq Level Limit Line Margin Read Level Ant Factor Cable Loss Preamp Factor APos TPos Remark<br>MHz dBuV/m dBuV/m dB dBuV dB/m dB dB cm deg<br>1 4934.00 43.81 74.00 -30.19 52.55 35.13 8.54 52.41 --- --- Peak<br>2 7401.00 44.44 74.00 -29.56 50.46 36.10 10.18 52.30 --- --- Peak |

| Mode | 9 | |
|---|---|---|
| | Band Edge | |
| | 2400-2483.5_802.11ax HE20_CH01_2412MHz | |
| ANT | 22 | |
| Pol. | Horizontal | Fundamental |
| Peak | 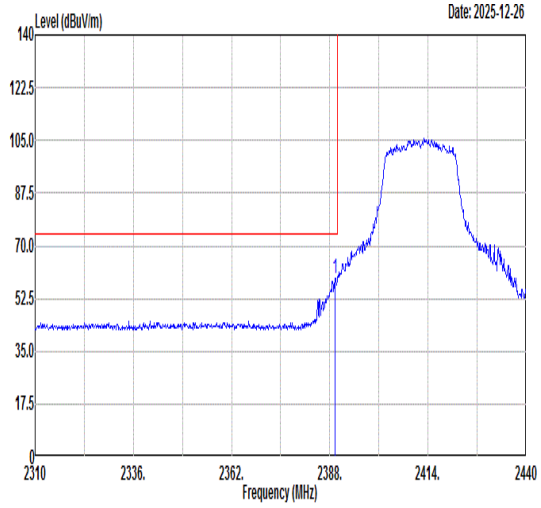 <br>Freq Level Limit Line Margin (dB) Read Level Ant Factor Cable Loss Preamp Factor APos TPos Remark<br>MHz dBuV/m dBuV/m dBuV dB/m dB dB cm deg<br>1 2389.43 59.26 74.00 -14.74 55.62 32.42 5.36 34.14 400 28 PEAK | 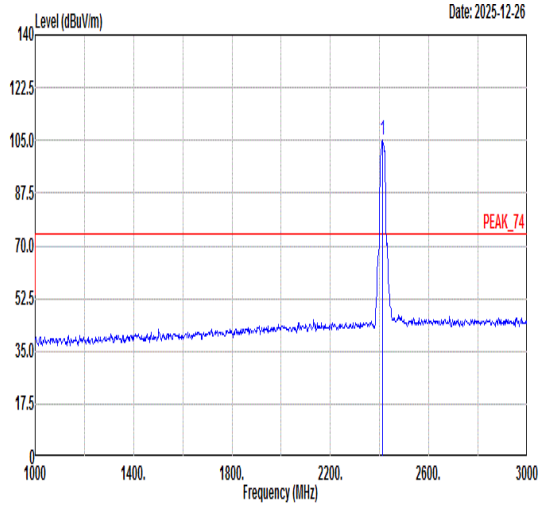 <br>Freq Level Limit Line Margin (dB) Read Level Ant Factor Cable Loss Preamp Factor APos TPos Remark<br>MHz dBuV/m dBuV/m dBuV dB/m dB dB cm deg<br>1 2412.00 105.06 ------ ------ 101.36 32.46 5.38 34.14 400 28 PEAK |
| Avg | 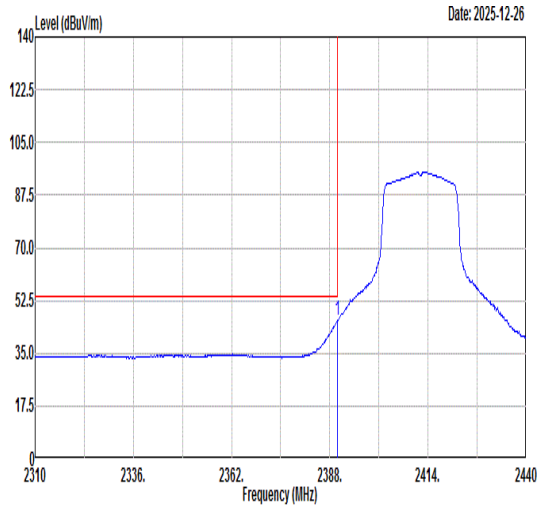 <br>Freq Level Limit Line Margin (dB) Read Level Ant Factor Cable Loss Preamp Factor APos TPos Remark<br>MHz dBuV/m dBuV/m dBuV dB/m dB dB cm deg<br>1 2389.95 45.79 54.00 -8.21 42.15 32.42 5.36 34.14 400 28 AVERAGE | 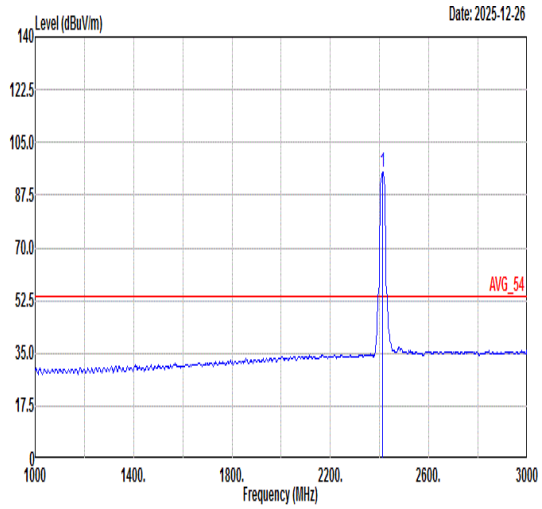 <br>Freq Level Limit Line Margin (dB) Read Level Ant Factor Cable Loss Preamp Factor APos TPos Remark<br>MHz dBuV/m dBuV/m dBuV dB/m dB dB cm deg<br>1 2412.00 94.98 ------ ------ 91.27 32.46 5.38 34.13 400 28 AVERAGE |

| Mode | 9 | |
|---|---|---|
| | Band Edge | |
| | 2400-2483.5_802.11ax HE20_CH01_2412MHz | |
| ANT | 22 | |
| Pol. | Vertical | Fundamental |
| Peak | 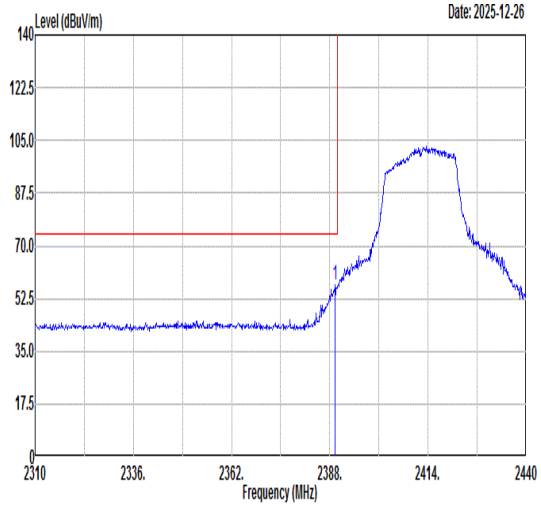 <br>Freq Level Limit Line Margin (dB) Read Level Ant Factor Cable Loss Preamp Factor APos TPos Remark<br>MHz dBuV/m dBuV/m dBuV dB/m dB dB cm deg<br>1 2389.43 57.23 74.00 -16.77 53.59 32.42 5.36 34.14 218 80 PEAK | 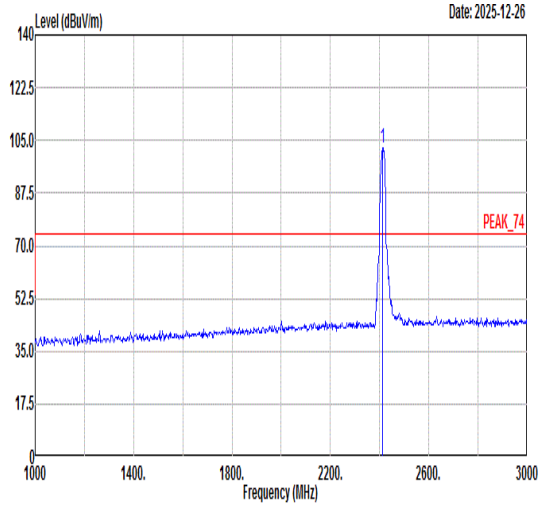 <br>Freq Level Limit Line Margin (dB) Read Level Ant Factor Cable Loss Preamp Factor APos TPos Remark<br>MHz dBuV/m dBuV/m dBuV dB/m dB dB cm deg<br>1 2412.00 102.57 ------ ------ 98.86 32.46 5.38 34.13 218 80 PEAK |
| Avg | 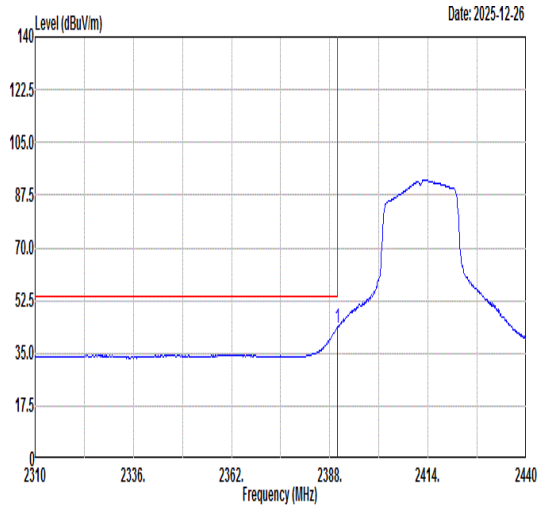 <br>Freq Level Limit Line Margin (dB) Read Level Ant Factor Cable Loss Preamp Factor APos TPos Remark<br>MHz dBuV/m dBuV/m dBuV dB/m dB dB cm deg<br>1 2389.95 43.18 54.00 -10.82 39.54 32.42 5.36 34.14 218 80 AVERAGE | 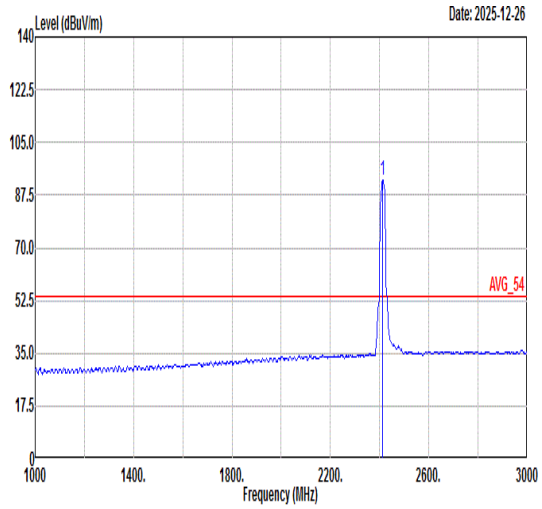 <br>Freq Level Limit Line Margin (dB) Read Level Ant Factor Cable Loss Preamp Factor APos TPos Remark<br>MHz dBuV/m dBuV/m dBuV dB/m dB dB cm deg<br>1 2412.00 92.28 ------ ------ 88.57 32.46 5.38 34.13 218 80 AVERAGE |

| Mode | 9 | |
|---|---|---|
| | Harmonic | |
| | 2400-2483.5_802.11ax HE20_CH01_2412MHz | |
| ANT | 22 | |
| Pol. | Horizontal | Vertical |
| Peak<br>Avg | 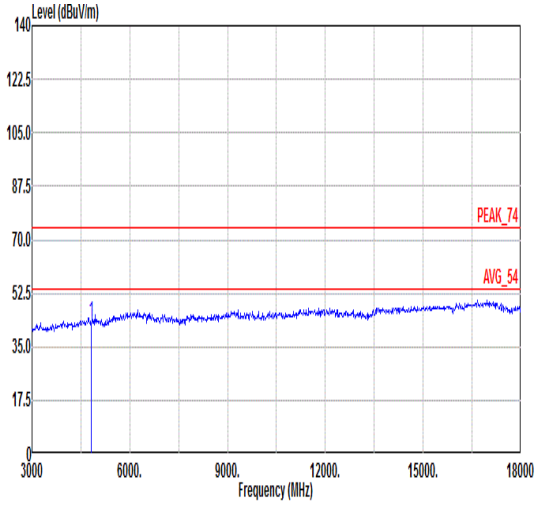 <br><br>Freq Level Limit Line Margin Read Level Ant Factor Cable Loss Preamp Factor APos TPos Remark<br>MHz dBuV/m dBuV/m dB dBuV dB/m dB dB cm deg<br>1 4824.00 43.37 74.00 -30.63 49.64 36.42 8.88 51.57 --- --- Peak | 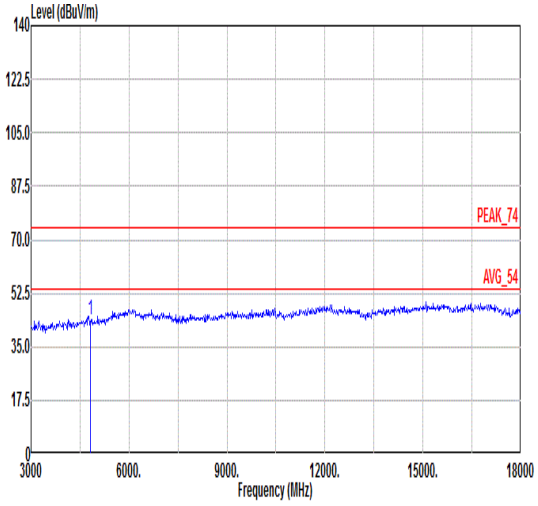 <br><br>Freq Level Limit Line Margin Read Level Ant Factor Cable Loss Preamp Factor APos TPos Remark<br>MHz dBuV/m dBuV/m dB dBuV dB/m dB dB cm deg<br>1 4824.00 43.85 74.00 -30.15 50.12 36.42 8.88 51.57 --- --- Peak |

| Mode | 10 | |
|---|---|---|
| | Band Edge - L | |
| | 2400-2483.5_802.11ax HE20_CH06_2437MHz | |
| ANT | 22 | |
| Pol. | Horizontal | Fundamental |
| Peak | 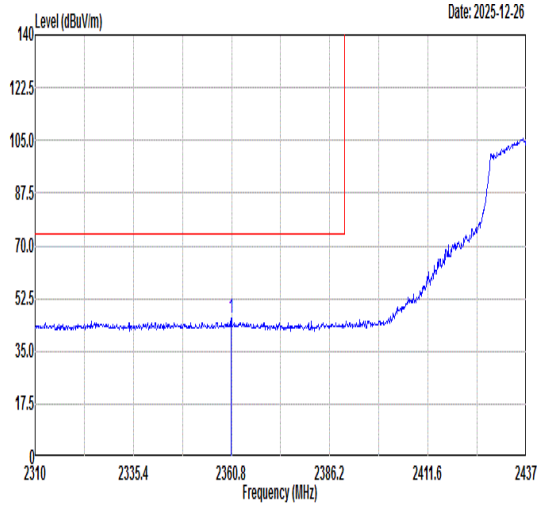 <br>Freq Level Limit Line Margin (dB) Read Level Ant Factor Cable Loss Preamp Factor APos TPos Remark<br>MHz dBuV/m dBuV/m dBuV dB/m dB dB cm deg<br>1 2360.67 46.01 74.00 -27.99 42.46 32.38 5.33 34.16 305 28 PEAK | 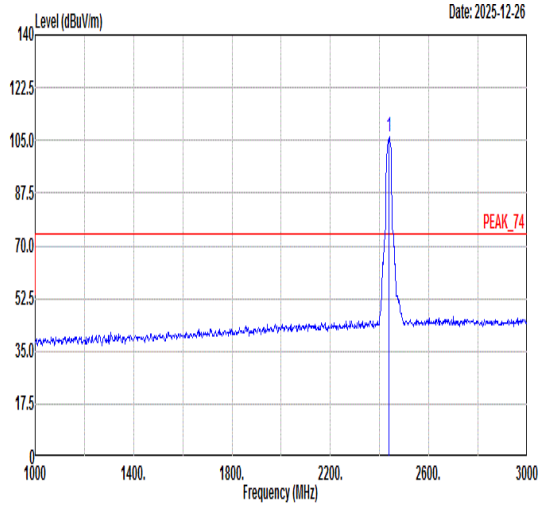 <br>Freq Level Limit Line Margin (dB) Read Level Ant Factor Cable Loss Preamp Factor APos TPos Remark<br>MHz dBuV/m dBuV/m dBuV dB/m dB dB cm deg<br>1 2437.00 106.18 ------ ------ 102.39 32.50 5.41 34.12 305 28 PEAK |
| Avg | 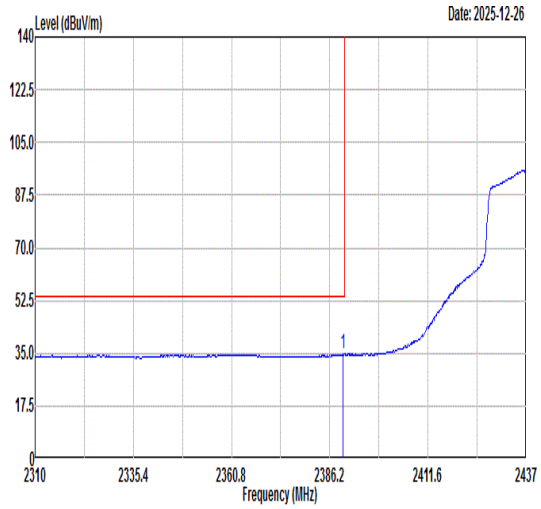 <br>Freq Level Limit Line Margin (dB) Read Level Ant Factor Cable Loss Preamp Factor APos TPos Remark<br>MHz dBuV/m dBuV/m dBuV dB/m dB dB cm deg<br>1 2389.63 34.62 54.00 -19.38 30.98 32.42 5.36 34.14 305 28 AVERAGE | 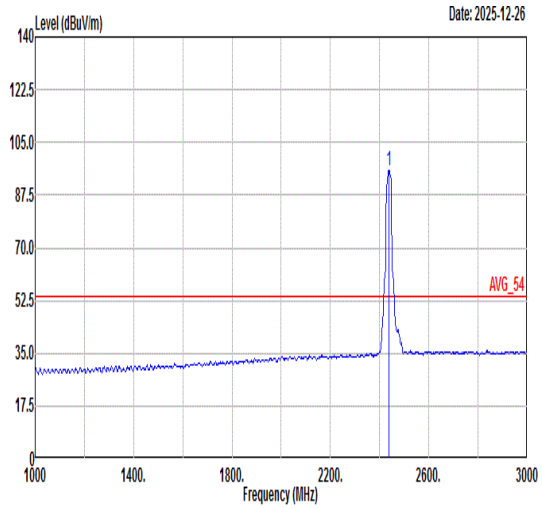 <br>Freq Level Limit Line Margin (dB) Read Level Ant Factor Cable Loss Preamp Factor APos TPos Remark<br>MHz dBuV/m dBuV/m dBuV dB/m dB dB cm deg<br>1 2437.00 95.82 ------ ------ 92.03 32.50 5.41 34.12 305 28 AVERAGE |

| Mode | 10 | |
|---|---|---|
| | Band Edge - R | |
| | 2400-2483.5_802.11ax HE20_CH06_2437MHz | |
| ANT | 22 | |
| Pol. | Horizontal | Fundamental |
| Peak | 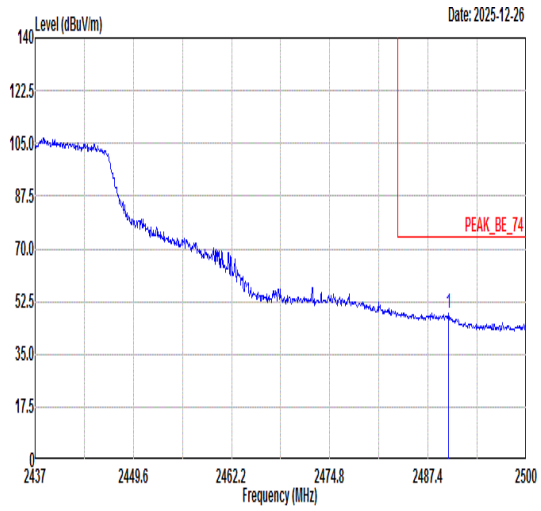 <br>Freq Level Limit Line Margin (dB) Read Level Ant Factor Cable Loss Preamp Factor APos TPos Remark<br>MHz dBuV/m dBuV/m dBuV dB/m dB dB cm deg<br>1 2490.05 48.84 74.00 -25.16 44.44 32.58 5.92 34.10 305 28 PEAK | Blank |
| Avg | 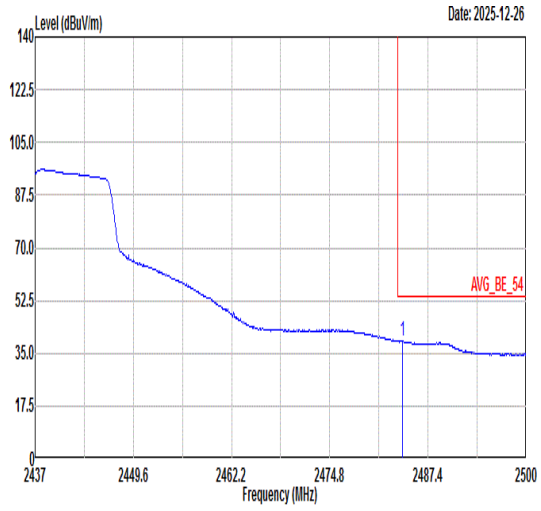 <br>Freq Level Limit Line Margin (dB) Read Level Ant Factor Cable Loss Preamp Factor APos TPos Remark<br>MHz dBuV/m dBuV/m dBuV dB/m dB dB cm deg<br>1 2484.12 39.10 54.00 -14.90 34.70 32.57 5.94 34.11 305 28 AVERAGE | Blank |

| Mode | 10 | |
|---|---|---|
| | Band Edge - L | |
| | 2400-2483.5_802.11ax HE20_CH06_2437MHz | |
| ANT | 22 | |
| Pol. | Vertical | Fundamental |
| Peak | 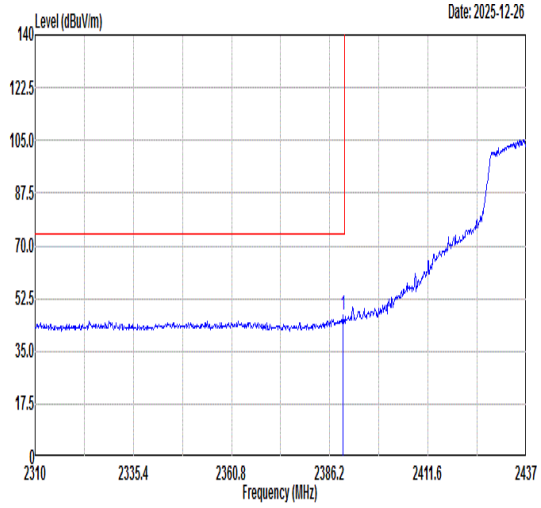 <br>Freq Level Limit Line Margin (dB) Read Level Ant Factor Cable Loss Preamp Factor APos TPos Remark<br>MHz dBuV/m dBuV/m dBuV dB/m dB dB cm deg<br>1 2389.63 47.13 74.00 -26.87 43.49 32.42 5.36 34.14 200 102 PEAK | 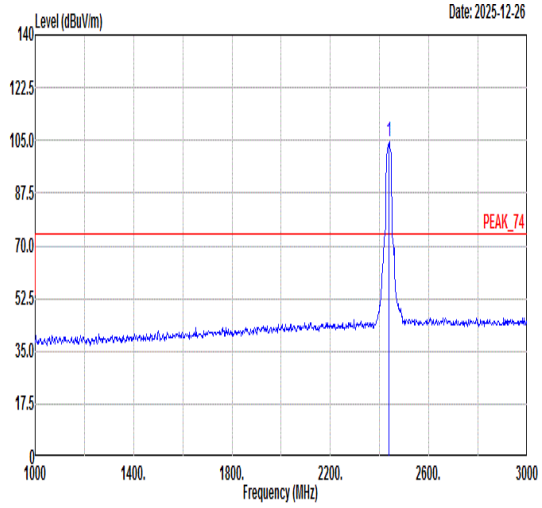 <br>Freq Level Limit Line Margin (dB) Read Level Ant Factor Cable Loss Preamp Factor APos TPos Remark<br>MHz dBuV/m dBuV/m dBuV dB/m dB dB cm deg<br>1 2437.00 104.37 ------ ------ 100.58 32.50 5.41 34.12 200 102 PEAK |
| Avg | 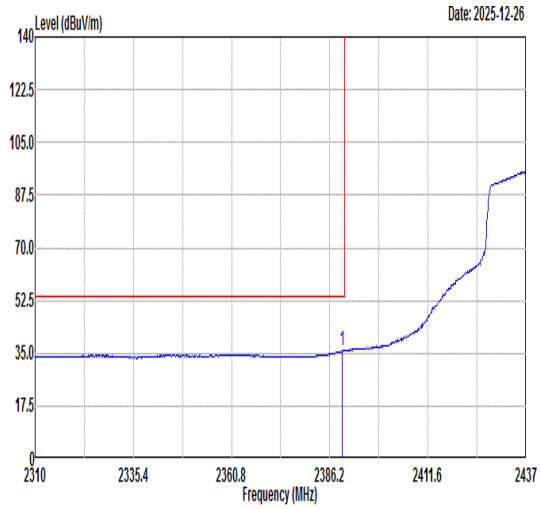 <br>Freq Level Limit Line Margin (dB) Read Level Ant Factor Cable Loss Preamp Factor APos TPos Remark<br>MHz dBuV/m dBuV/m dBuV dB/m dB dB cm deg<br>1 2389.50 35.74 54.00 -18.26 32.10 32.42 5.36 34.14 200 102 AVERAGE | 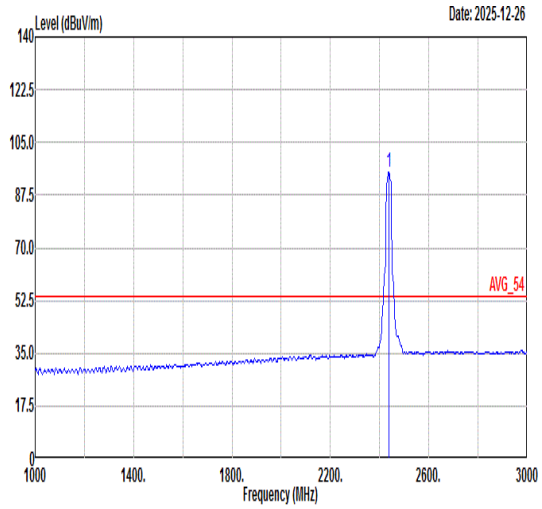 <br>Freq Level Limit Line Margin (dB) Read Level Ant Factor Cable Loss Preamp Factor APos TPos Remark<br>MHz dBuV/m dBuV/m dBuV dB/m dB dB cm deg<br>1 2437.00 95.01 ------ ------ 91.22 32.50 5.41 34.12 200 102 AVERAGE |

| Mode | 10 | |
|---|---|---|
| | Band Edge - R | |
| | 2400-2483.5_802.11ax HE20_CH06_2437MHz | |
| ANT | 22 | |
| Pol. | Vertical | Fundamental |
| Peak | 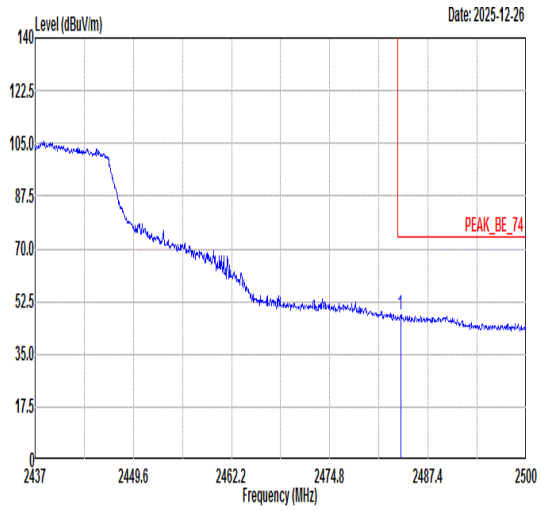 <br>Freq Level Limit Line Margin (dB) Read Level Ant Factor Cable Loss Preamp Factor APos TPos Remark<br>MHz dBuV/m dBuV/m dBuV dB/m dB dB cm deg<br>1 2483.87 48.17 74.00 -25.83 43.77 32.57 5.94 34.11 200 102 PEAK | Blank |
| Avg | 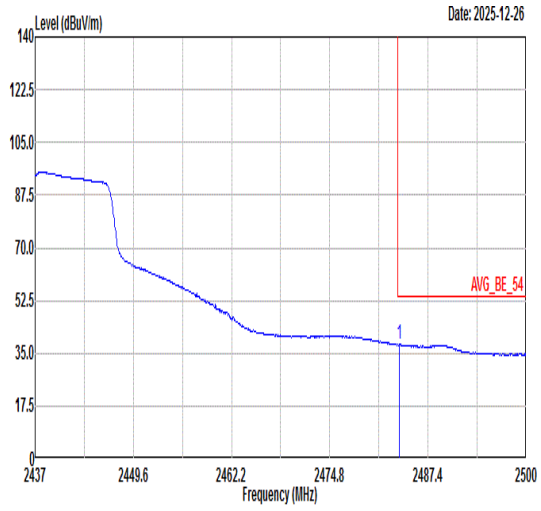 <br>Freq Level Limit Line Margin (dB) Read Level Ant Factor Cable Loss Preamp Factor APos TPos Remark<br>MHz dBuV/m dBuV/m dBuV dB/m dB dB cm deg<br>1 2483.75 37.89 54.00 -16.11 33.48 32.57 5.95 34.11 200 102 AVERAGE | Blank |

| Mode | 10 | |
|---|---|---|
| | Harmonic | |
| | 2400-2483.5_802.11ax HE20_CH06_2437MHz | |
| ANT | 22 | |
| Pol. | Horizontal | Vertical |
| Peak<br>Avg | 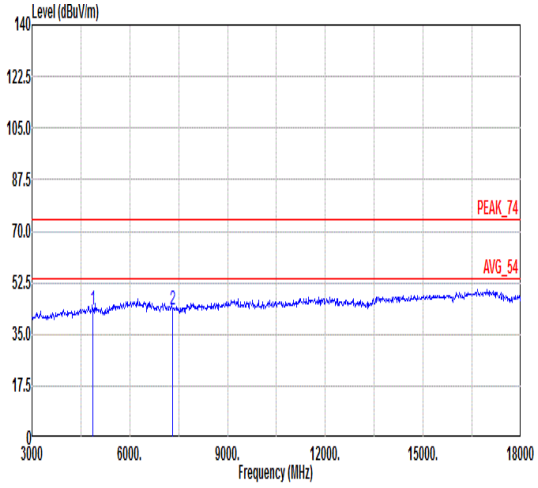 <br><br>Freq Level Limit Line Margin Read Level Ant Factor Cable Loss Preamp Factor APos TPos Remark<br>MHz dBuV/m dBuV/m dB dBuV dB/m dB dB cm deg<br>1 4874.00 43.08 74.00 -30.92 49.41 36.50 8.72 51.55 --- --- Peak<br>2 7311.00 43.15 74.00 -30.85 47.24 36.89 10.18 51.16 --- --- Peak | 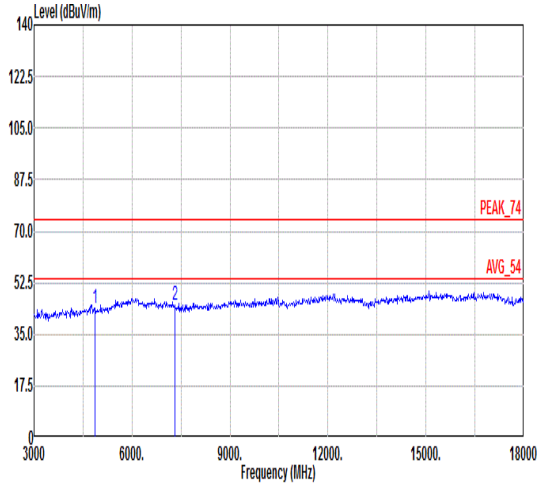 <br><br>Freq Level Limit Line Margin Read Level Ant Factor Cable Loss Preamp Factor APos TPos Remark<br>MHz dBuV/m dBuV/m dB dBuV dB/m dB dB cm deg<br>1 4874.00 43.75 74.00 -30.25 50.08 36.50 8.72 51.55 --- --- Peak<br>2 7311.00 45.11 74.00 -28.89 49.20 36.89 10.18 51.16 --- --- Peak |

| Mode | 11 | |
|---|---|---|
| | Band Edge | |
| | 2400-2483.5_802.11ax HE20_CH11_2462MHz | |
| ANT | 22 | |
| Pol. | Horizontal | Fundamental |
| Peak | 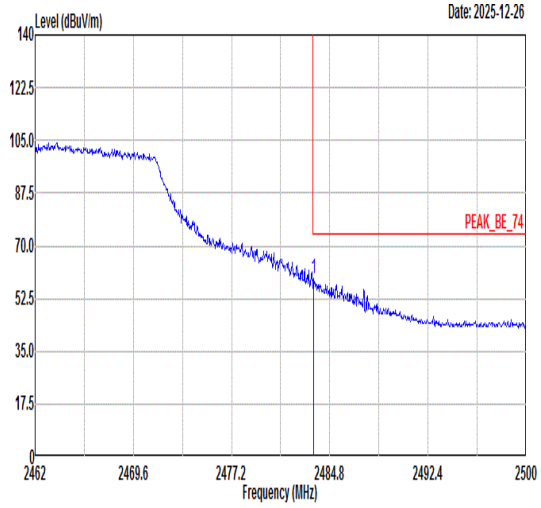 <br>Freq Level Limit Line Margin (dB) Read Level Ant Factor Cable Loss Preamp Factor APos TPos Remark<br>MHz dBuV/m dBuV/m dBuV dB/m dB dB cm deg<br>1 2483.55 59.27 74.00 -14.73 54.86 32.57 5.95 34.11 301 30 PEAK | 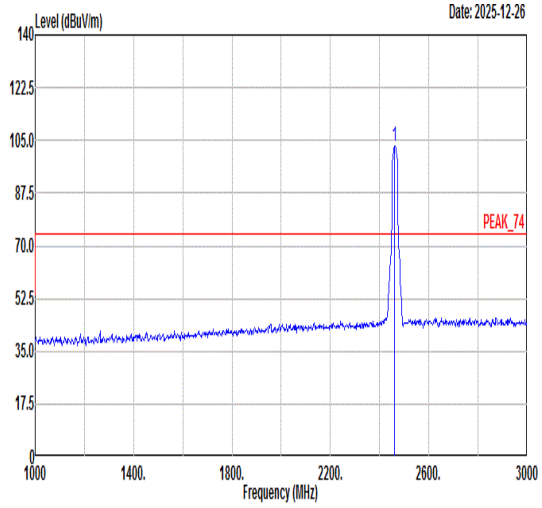 <br>Freq Level Limit Line Margin (dB) Read Level Ant Factor Cable Loss Preamp Factor APos TPos Remark<br>MHz dBuV/m dBuV/m dBuV dB/m dB dB cm deg<br>1 2462.00 103.09 ------ ------ 99.02 32.54 5.65 34.12 301 30 PEAK |
| Avg | 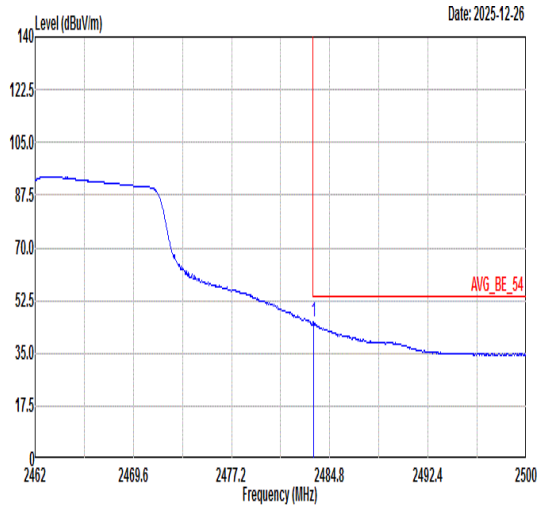 <br>Freq Level Limit Line Margin (dB) Read Level Ant Factor Cable Loss Preamp Factor APos TPos Remark<br>MHz dBuV/m dBuV/m dBuV dB/m dB dB cm deg<br>1 2483.55 45.38 54.00 -8.62 40.97 32.57 5.95 34.11 301 30 AVERAGE | 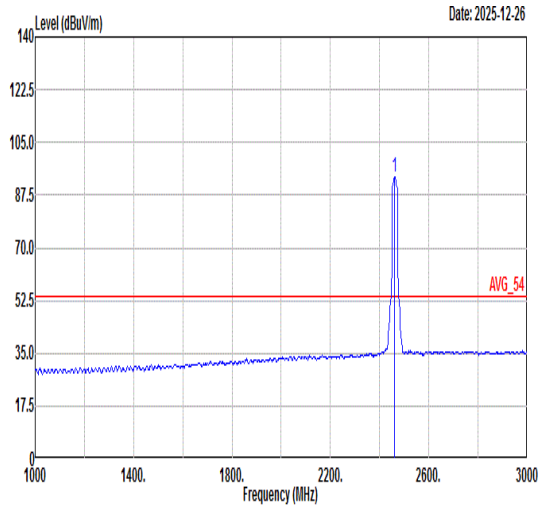 <br>Freq Level Limit Line Margin (dB) Read Level Ant Factor Cable Loss Preamp Factor APos TPos Remark<br>MHz dBuV/m dBuV/m dBuV dB/m dB dB cm deg<br>1 2462.00 93.52 ------ ------ 89.42 32.54 5.68 34.12 301 30 AVERAGE |

| Mode | 11 | |
|---|---|---|
| | Band Edge | |
| | 2400-2483.5_802.11ax HE20_CH11_2462MHz | |
| ANT | 22 | |
| Pol. | Vertical | Fundamental |
| Peak | 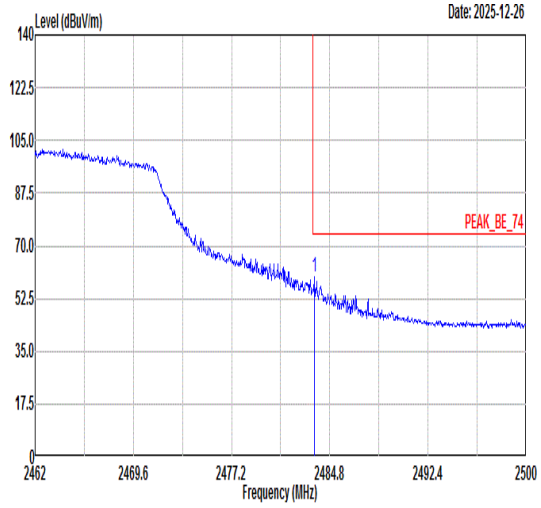 <br>Freq Level Limit Line Margin (dB) Read Level Ant Factor Cable Loss Preamp Factor APos TPos Remark<br>MHz dBuV/m dBuV/m dBuV dB/m dB dB cm deg<br>1 2483.58 59.60 74.00 -14.40 55.19 32.57 5.95 34.11 200 68 PEAK | 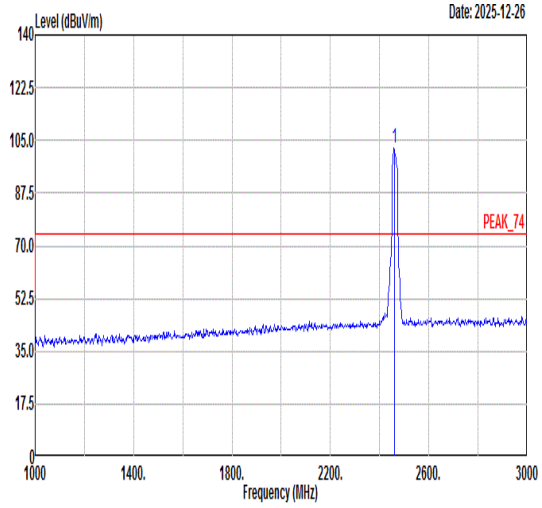 <br>Freq Level Limit Line Margin (dB) Read Level Ant Factor Cable Loss Preamp Factor APos TPos Remark<br>MHz dBuV/m dBuV/m dBuV dB/m dB dB cm deg<br>1 2462.00 102.27 ------ ------ 98.27 32.53 5.59 34.12 200 68 PEAK |
| Avg | 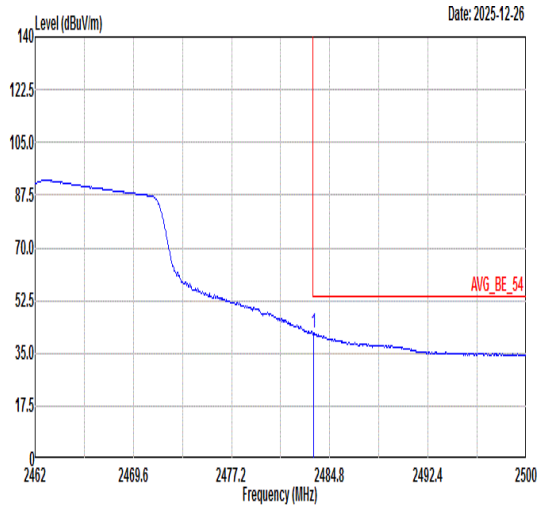 <br>Freq Level Limit Line Margin (dB) Read Level Ant Factor Cable Loss Preamp Factor APos TPos Remark<br>MHz dBuV/m dBuV/m dBuV dB/m dB dB cm deg<br>1 2483.55 41.70 54.00 -12.30 37.29 32.57 5.95 34.11 200 68 AVERAGE | 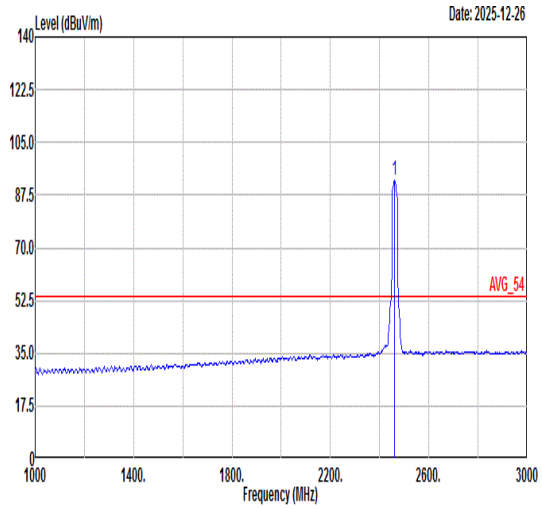 <br>Freq Level Limit Line Margin (dB) Read Level Ant Factor Cable Loss Preamp Factor APos TPos Remark<br>MHz dBuV/m dBuV/m dBuV dB/m dB dB cm deg<br>1 2462.00 92.42 ------ ------ 88.32 32.54 5.68 34.12 200 68 AVERAGE |

| Mode | 11 | |
|---|---|---|
| | Harmonic | |
| | 2400-2483.5_802.11ax HE20_CH11_2462MHz | |
| ANT | 22 | |
| Pol. | Horizontal | Vertical |
| Peak<br>Avg | 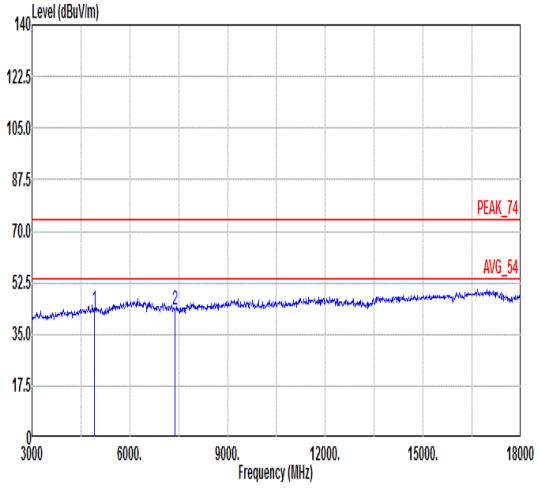 <br><br>Freq Level Limit Line Margin Read Level Ant Factor Cable Loss Preamp Factor APos TPos Remark<br>MHz dBuV/m dBuV/m dB dBuV dB/m dB dB cm deg<br>1 4924.00 43.56 74.00 -30.44 49.94 36.58 8.57 51.53 --- --- Peak<br>2 7386.00 43.44 74.00 -30.56 47.63 36.81 10.18 51.18 --- --- Peak | 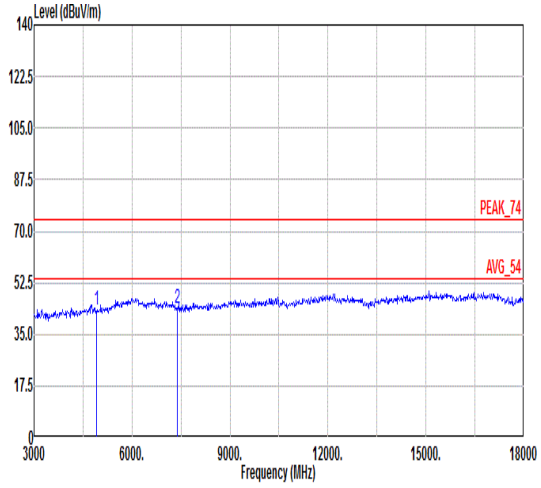 <br><br>Freq Level Limit Line Margin Read Level Ant Factor Cable Loss Preamp Factor APos TPos Remark<br>MHz dBuV/m dBuV/m dB dBuV dB/m dB dB cm deg<br>1 4924.00 43.23 74.00 -30.77 49.61 36.58 8.57 51.53 --- --- Peak<br>2 7386.00 44.08 74.00 -29.92 48.27 36.81 10.18 51.18 --- --- Peak |

| Mode | 12 | |
|---|---|---|
| | Band Edge | |
| | 2400-2483.5_802.11ax HE20_CH12_2467MHz | |
| ANT | 22 | |
| Pol. | Horizontal | Fundamental |
| Peak | 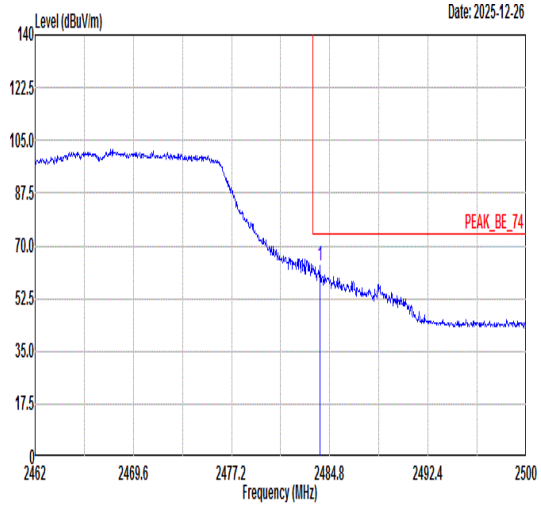 <br>Freq Level Limit Line Margin (dB) Read Level Ant Factor Cable Loss Preamp Factor APos TPos Remark<br>MHz dBuV/m dBuV/m dBuV dB/m dB dB cm deg<br>1 2484.04 63.62 74.00 -10.38 59.22 32.57 5.94 34.11 301 34 PEAK | 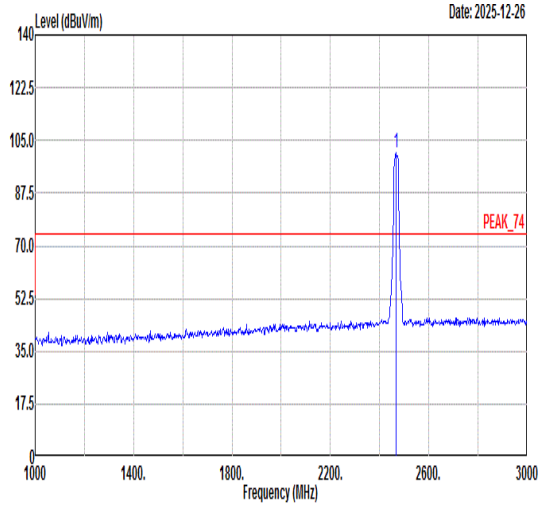 <br>Freq Level Limit Line Margin (dB) Read Level Ant Factor Cable Loss Preamp Factor APos TPos Remark<br>MHz dBuV/m dBuV/m dBuV dB/m dB dB cm deg<br>1 2467.00 100.72 ------ ------ 96.55 32.55 5.73 34.11 301 34 PEAK |
| Avg | 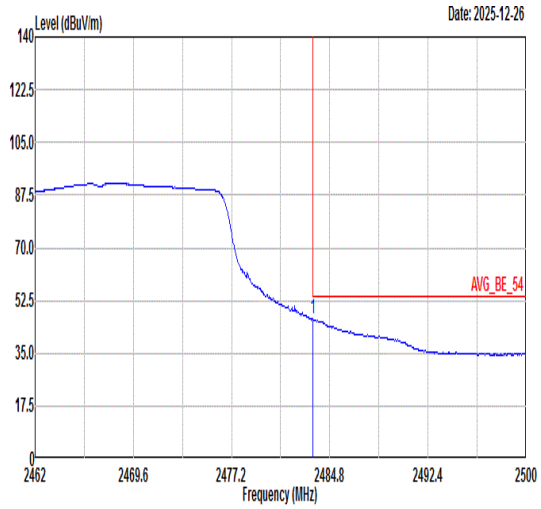 <br>Freq Level Limit Line Margin (dB) Read Level Ant Factor Cable Loss Preamp Factor APos TPos Remark<br>MHz dBuV/m dBuV/m dBuV dB/m dB dB cm deg<br>1 2483.51 46.34 54.00 -7.66 41.93 32.57 5.95 34.11 301 34 AVERAGE | 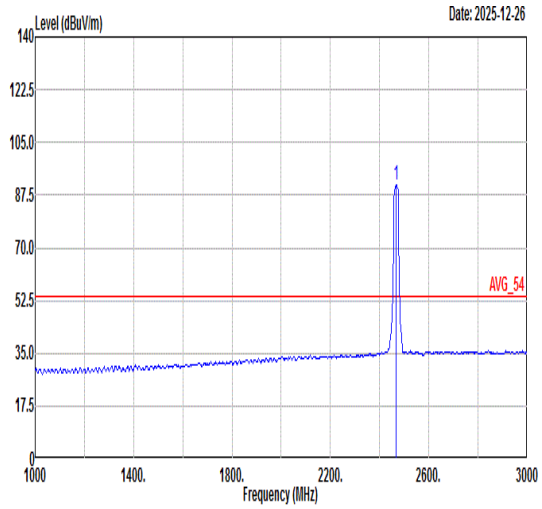 <br>Freq Level Limit Line Margin (dB) Read Level Ant Factor Cable Loss Preamp Factor APos TPos Remark<br>MHz dBuV/m dBuV/m dBuV dB/m dB dB cm deg<br>1 2467.00 91.13 ------ ------ 86.93 32.55 5.76 34.11 301 34 AVERAGE |

| Mode | 12 | |
|---|---|---|
| | Band Edge | |
| | 2400-2483.5_802.11ax HE20_CH12_2467MHz | |
| ANT | 22 | |
| Pol. | Vertical | Fundamental |
| Peak | 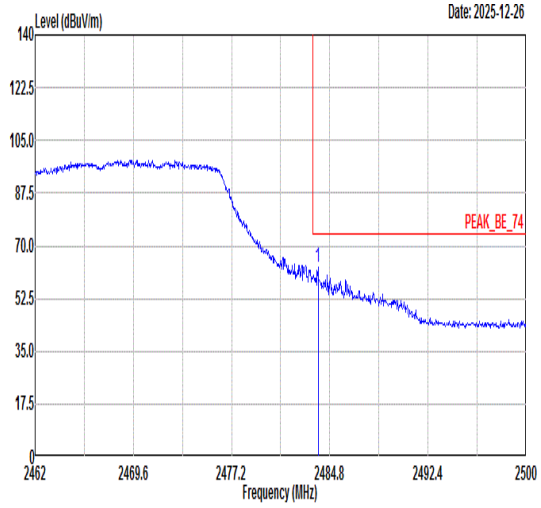 <br>Freq Level Limit Line Margin (dB) Read Level Ant Factor Cable Loss Preamp Factor APos TPos Remark<br>MHz dBuV/m dBuV/m dBuV dB/m dB dB cm deg<br>1 2483.89 62.90 74.00 -11.10 58.50 32.57 5.94 34.11 178 96 PEAK | 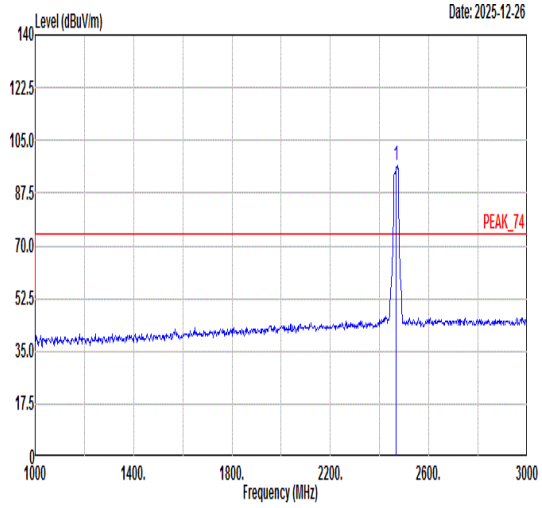 <br>Freq Level Limit Line Margin (dB) Read Level Ant Factor Cable Loss Preamp Factor APos TPos Remark<br>MHz dBuV/m dBuV/m dBuV dB/m dB dB cm deg<br>1 2467.00 96.65 ------ ------ 92.39 32.56 5.81 34.11 178 96 PEAK |
| Avg | 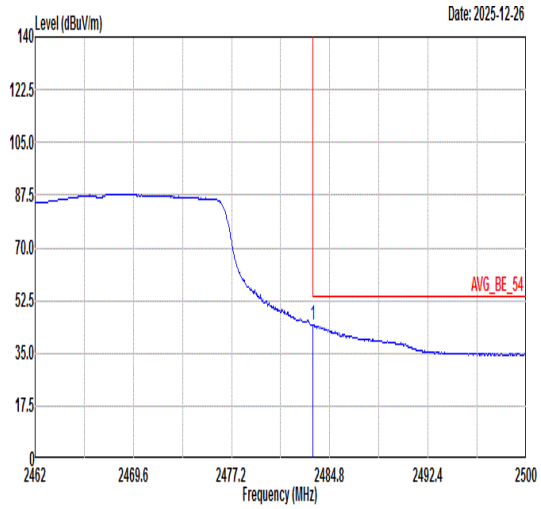 <br>Freq Level Limit Line Margin (dB) Read Level Ant Factor Cable Loss Preamp Factor APos TPos Remark<br>MHz dBuV/m dBuV/m dBuV dB/m dB dB cm deg<br>1 2483.51 44.30 54.00 -9.70 39.89 32.57 5.95 34.11 178 96 AVERAGE | 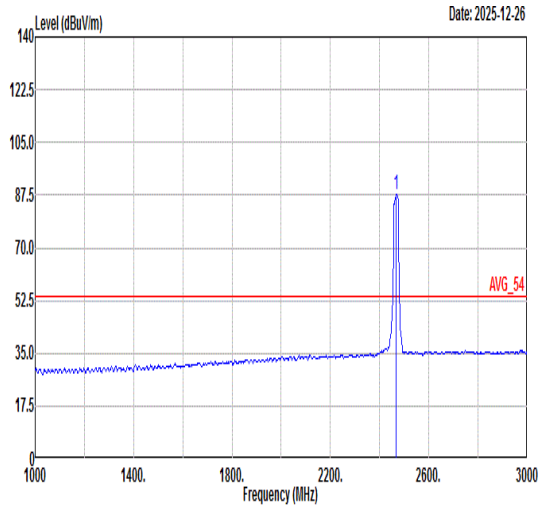 <br>Freq Level Limit Line Margin (dB) Read Level Ant Factor Cable Loss Preamp Factor APos TPos Remark<br>MHz dBuV/m dBuV/m dBuV dB/m dB dB cm deg<br>1 2467.00 87.69 ------ ------ 83.49 32.55 5.76 34.11 178 96 AVERAGE |

| Mode | 12 | |
|---|---|---|
| | Harmonic | |
| | 2400-2483.5_802.11ax HE20_CH12_2467MHz | |
| ANT | 22 | |
| Pol. | Horizontal | Vertical |
| Peak<br>Avg | 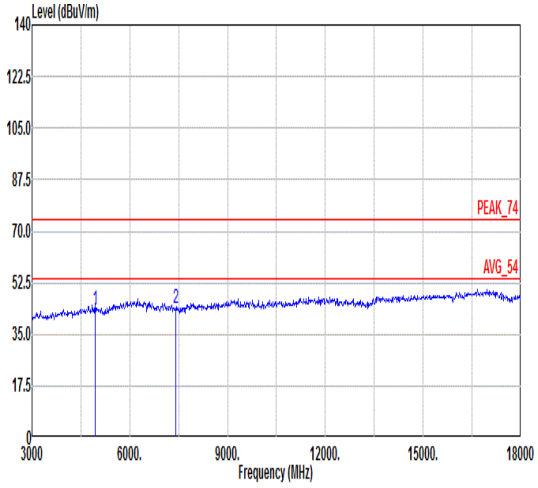 <br><br>Freq Level Limit Line Margin Read Level Ant Factor Cable Loss Preamp Factor APos TPos Remark<br>MHz dBuV/m dBuV/m dB dBuV dB/m dB dB cm deg<br>1 4934.00 43.56 74.00 -30.44 49.96 36.59 8.54 51.53 --- --- Peak<br>2 7401.00 43.92 74.00 -30.08 48.12 36.80 10.18 51.18 --- --- Peak | 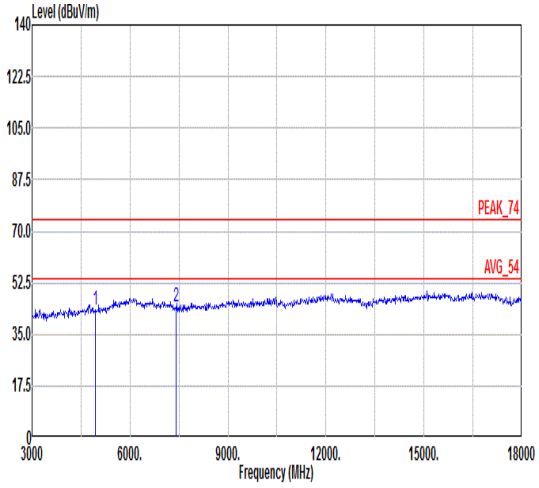 <br><br>Freq Level Limit Line Margin Read Level Ant Factor Cable Loss Preamp Factor APos TPos Remark<br>MHz dBuV/m dBuV/m dB dBuV dB/m dB dB cm deg<br>1 4934.00 43.23 74.00 -30.77 49.63 36.59 8.54 51.53 --- --- Peak<br>2 7401.00 44.18 74.00 -29.82 48.38 36.80 10.18 51.18 --- --- Peak |

| Mode | 13 | |
|---|---|---|
| | Band Edge - L | |
| | 2400-2483.5_802.11ax HE40_CH03_2422MHz | |
| ANT | 22 | |
| Pol. | Horizontal | Fundamental |
| Peak | 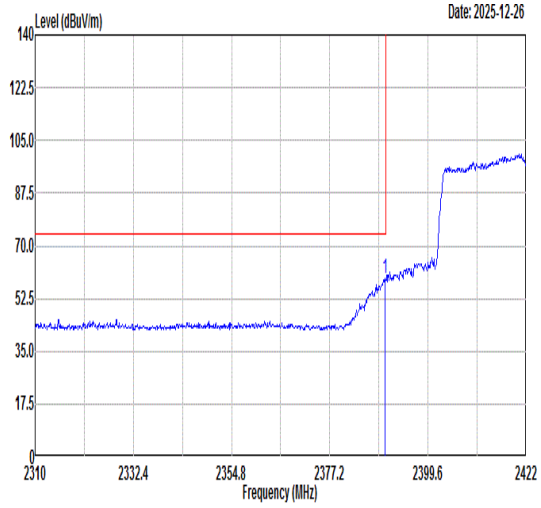 <br>Freq Level Limit Line Margin (dB) Read Level Ant Factor Cable Loss Preamp Factor APos TPos Remark<br>MHz dBuV/m dBuV/m dBuV dB/m dB dB cm deg<br>1 2389.86 58.94 74.00 -15.06 55.30 32.42 5.36 34.14 359 25 PEAK | 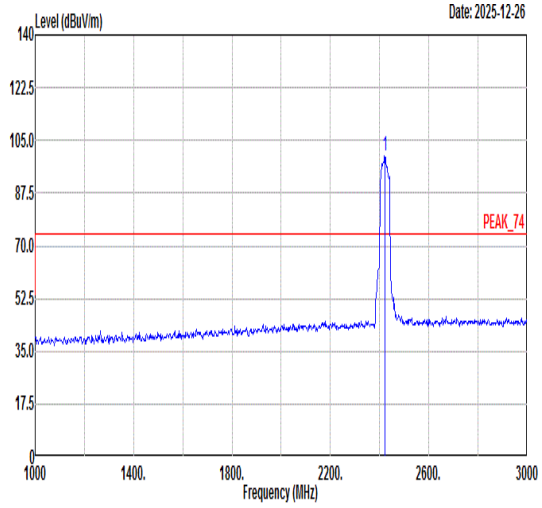 <br>Freq Level Limit Line Margin (dB) Read Level Ant Factor Cable Loss Preamp Factor APos TPos Remark<br>MHz dBuV/m dBuV/m dBuV dB/m dB dB cm deg<br>1 2422.00 99.65 ------ ------ 95.92 32.47 5.39 34.13 359 25 PEAK |
| Avg | 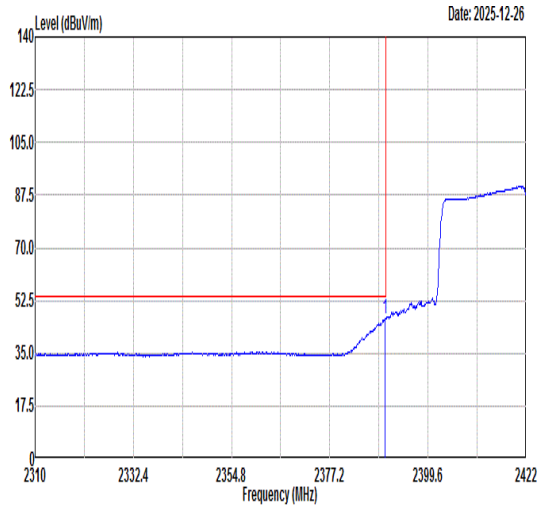 <br>Freq Level Limit Line Margin (dB) Read Level Ant Factor Cable Loss Preamp Factor APos TPos Remark<br>MHz dBuV/m dBuV/m dBuV dB/m dB dB cm deg<br>1 2389.86 46.50 54.00 -7.50 42.86 32.42 5.36 34.14 359 25 AVERAGE | 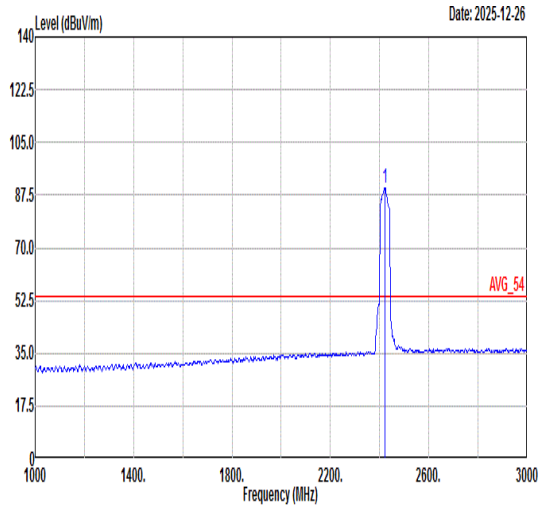 <br>Freq Level Limit Line Margin (dB) Read Level Ant Factor Cable Loss Preamp Factor APos TPos Remark<br>MHz dBuV/m dBuV/m dBuV dB/m dB dB cm deg<br>1 2422.00 89.98 ------ ------ 86.24 32.48 5.39 34.13 359 25 AVERAGE |

| Mode | 13 | |
|---|---|---|
| | Band Edge - R | |
| | 2400-2483.5_802.11ax HE40_CH03_2422MHz | |
| ANT | 22 | |
| Pol. | Horizontal | Fundamental |
| Peak | 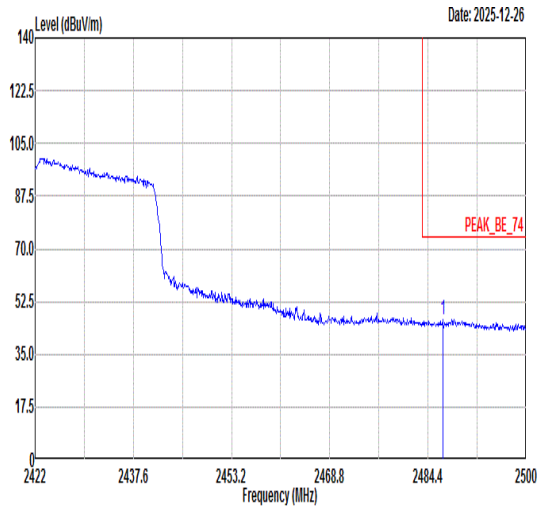 <br>Freq Level Limit Line Margin (dB) Read Level Ant Factor Cable Loss Preamp Factor APos TPos Remark<br>MHz dBuV/m dBuV/m dBuV dB/m dB dB cm deg<br>1 2486.74 46.45 74.00 -27.55 42.05 32.58 5.93 34.11 359 25 PEAK | Blank |
| Avg | 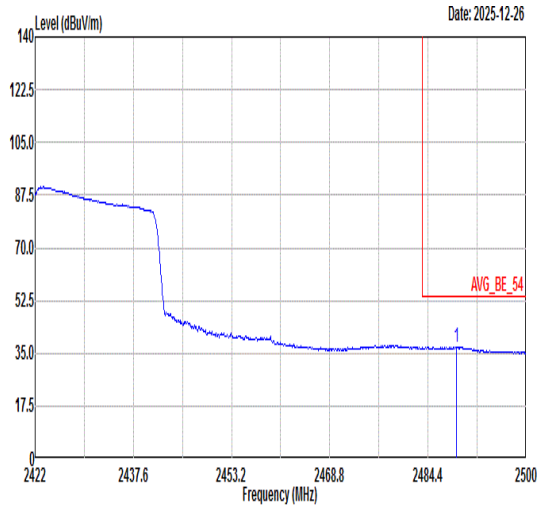 <br>Freq Level Limit Line Margin (dB) Read Level Ant Factor Cable Loss Preamp Factor APos TPos Remark<br>MHz dBuV/m dBuV/m dBuV dB/m dB dB cm deg<br>1 2488.92 37.13 54.00 -16.87 32.72 32.58 5.93 34.10 359 25 AVERAGE | Blank |

| Mode | 13 | |
|---|---|---|
| | Band Edge - L | |
| | 2400-2483.5_802.11ax HE40_CH03_2422MHz | |
| ANT | 22 | |
| Pol. | Vertical | Fundamental |
| Peak | 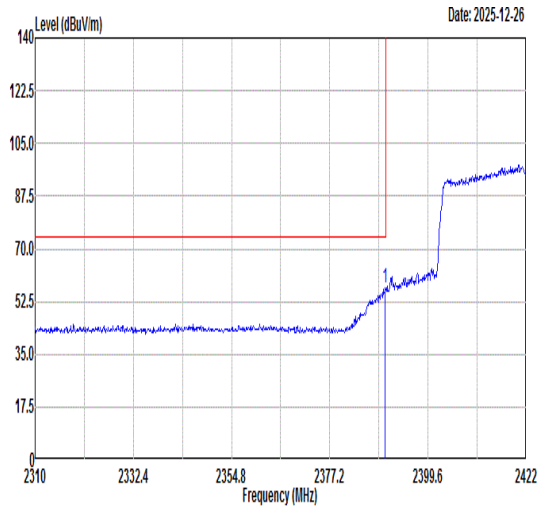 <br>Freq Level Limit Line Margin (dB) Read Level Ant Factor Cable Loss Preamp Factor APos TPos Remark<br>MHz dBuV/m dBuV/m dBuV dB/m dB dB cm deg<br>1 2389.86 57.07 74.00 -16.93 53.43 32.42 5.36 34.14 248 78 PEAK | 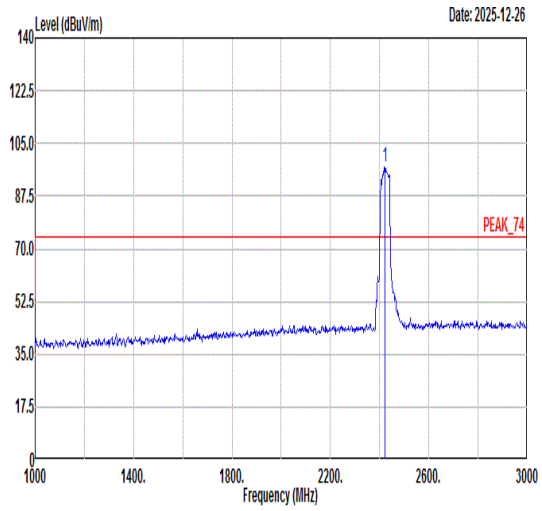 <br>Freq Level Limit Line Margin (dB) Read Level Ant Factor Cable Loss Preamp Factor APos TPos Remark<br>MHz dBuV/m dBuV/m dBuV dB/m dB dB cm deg<br>1 2422.00 97.02 ------ ------ 93.29 32.47 5.39 34.13 248 78 PEAK |
| Avg | 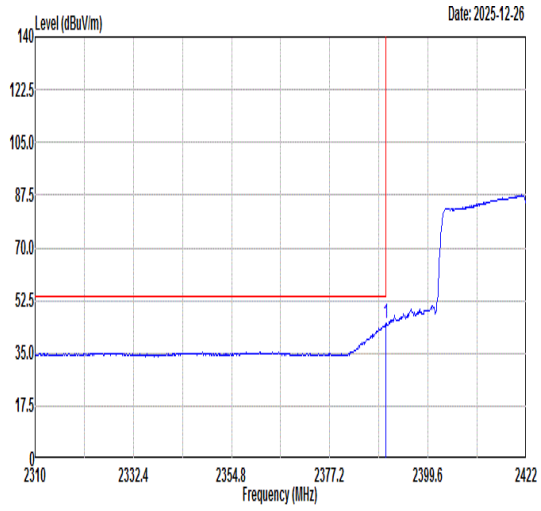 <br>Freq Level Limit Line Margin (dB) Read Level Ant Factor Cable Loss Preamp Factor APos TPos Remark<br>MHz dBuV/m dBuV/m dBuV dB/m dB dB cm deg<br>1 2389.97 44.67 54.00 -9.33 41.03 32.42 5.36 34.14 248 78 AVERAGE | 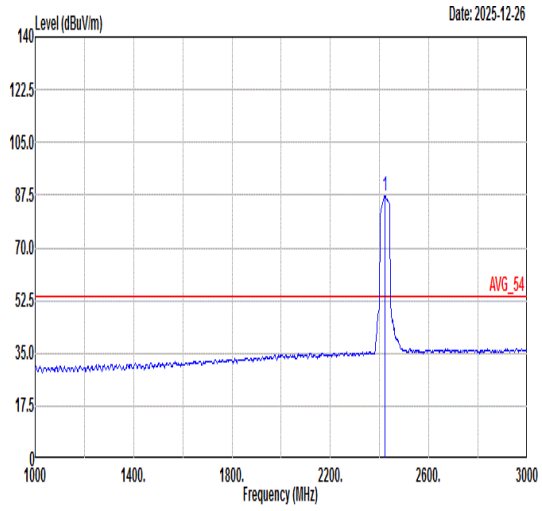 <br>Freq Level Limit Line Margin (dB) Read Level Ant Factor Cable Loss Preamp Factor APos TPos Remark<br>MHz dBuV/m dBuV/m dBuV dB/m dB dB cm deg<br>1 2422.00 87.37 ------ ------ 83.63 32.48 5.39 34.13 248 78 AVERAGE |

| Mode | 13 | |
|---|---|---|
| | Band Edge - R | |
| | 2400-2483.5_802.11ax HE40_CH03_2422MHz | |
| ANT | 22 | |
| Pol. | Vertical | Fundamental |
| Peak | 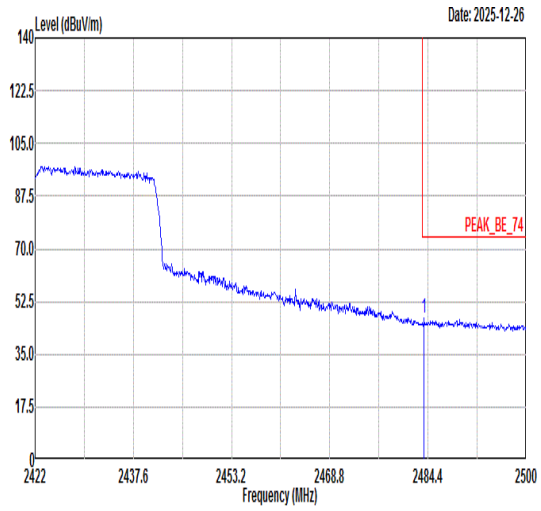 <br>Freq Level Limit Line Margin (dB) Read Level Ant Factor Cable Loss Preamp Factor APos TPos Remark<br>MHz dBuV/m dBuV/m dBuV dB/m dB dB cm deg<br>1 2483.78 47.25 74.00 -26.75 42.84 32.57 5.95 34.11 248 78 PEAK | Blank |
| Avg | 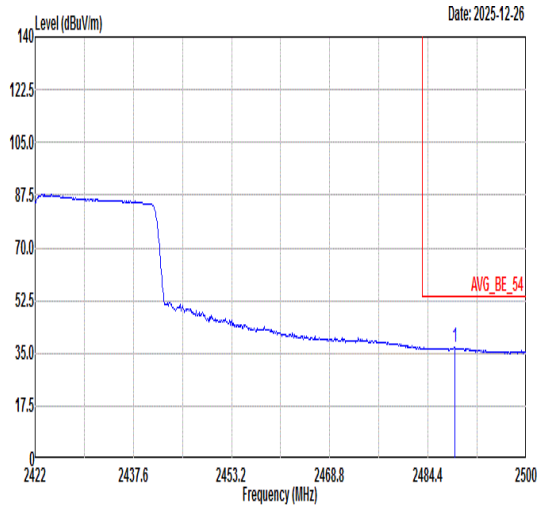 <br>Freq Level Limit Line Margin (dB) Read Level Ant Factor Cable Loss Preamp Factor APos TPos Remark<br>MHz dBuV/m dBuV/m dBuV dB/m dB dB cm deg<br>1 2488.61 36.84 54.00 -17.16 32.43 32.58 5.93 34.10 248 78 AVERAGE | Blank |

| Mode | 13 | |
|---|---|---|
| | Harmonic | |
| | 2400-2483.5_802.11ax HE40_CH03_2422MHz | |
| ANT | 22 | |
| Pol. | Horizontal | Vertical |
| Peak<br>Avg | 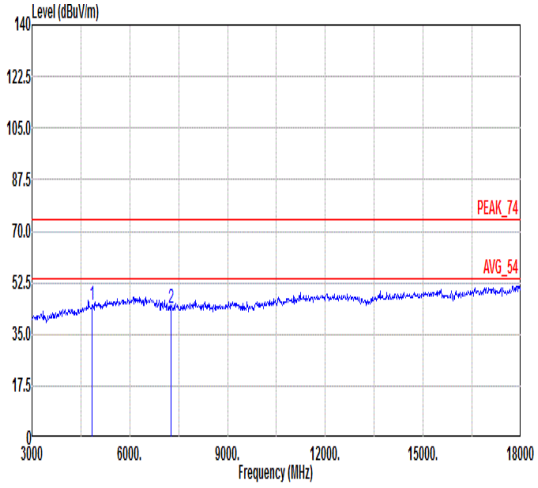 <br><br>Freq Level Limit Line Margin Read Level Ant Factor Cable Loss Preamp Factor APos TPos Remark<br>MHz dBuV/m dBuV/m dB dBuV dB/m dB dB cm deg<br>1 4844.00 45.17 74.00 -28.83 54.02 35.04 8.81 52.70 --- --- Peak<br>2 7266.00 43.99 74.00 -30.01 50.01 36.10 10.18 52.30 --- --- Peak | 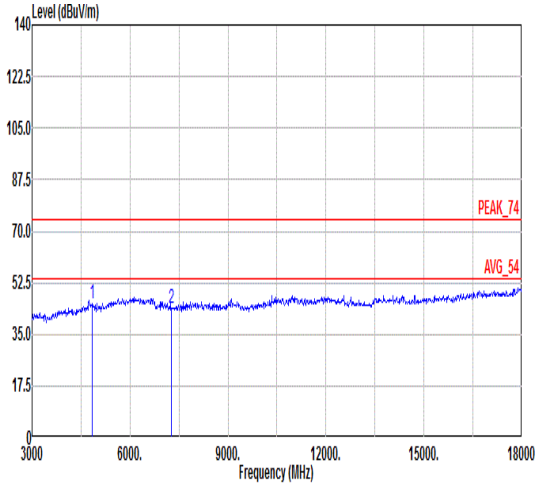 <br><br>Freq Level Limit Line Margin Read Level Ant Factor Cable Loss Preamp Factor APos TPos Remark<br>MHz dBuV/m dBuV/m dB dBuV dB/m dB dB cm deg<br>1 4844.00 45.22 74.00 -28.78 54.07 35.04 8.81 52.70 --- --- Peak<br>2 7266.00 43.96 74.00 -30.04 49.98 36.10 10.18 52.30 --- --- Peak |

| Mode | 14 | |
|---|---|---|
| | Band Edge - L | |
| | 2400-2483.5_802.11ax HE40_CH06_2437MHz | |
| ANT | 22 | |
| Pol. | Horizontal | Fundamental |
| Peak | 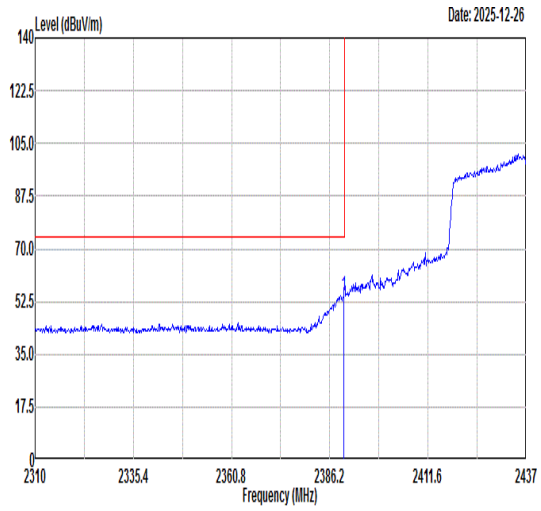 <br>Freq Level Limit Line Margin (dB) Read Level Ant Factor Cable Loss Preamp Factor APos TPos Remark<br>1 2389.88 54.32 74.00 -19.68 50.68 32.42 5.36 34.14 303 29 PEAK | 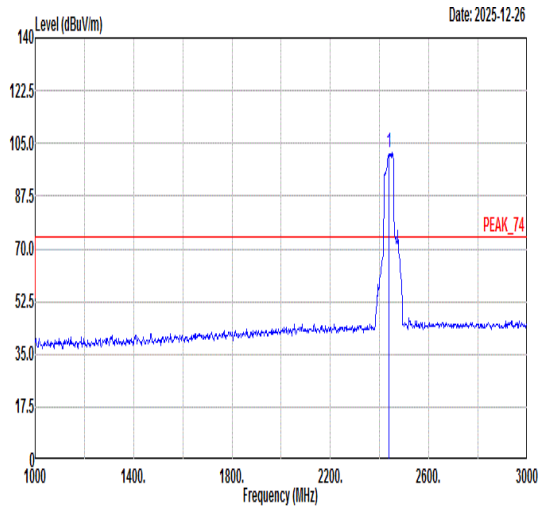 <br>Freq Level Limit Line Margin (dB) Read Level Ant Factor Cable Loss Preamp Factor APos TPos Remark<br>1 2437.00 102.16 ------ ------ 98.22 32.52 5.54 34.12 303 29 PEAK |
| Avg | 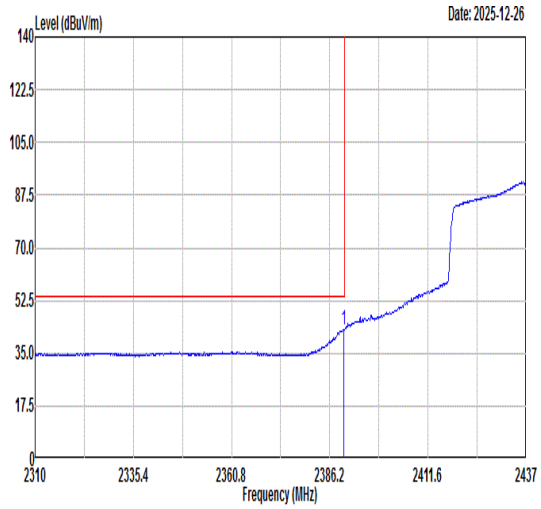 <br>Freq Level Limit Line Margin (dB) Read Level Ant Factor Cable Loss Preamp Factor APos TPos Remark<br>1 2389.76 42.69 54.00 -11.31 39.05 32.42 5.36 34.14 303 29 AVERAGE | 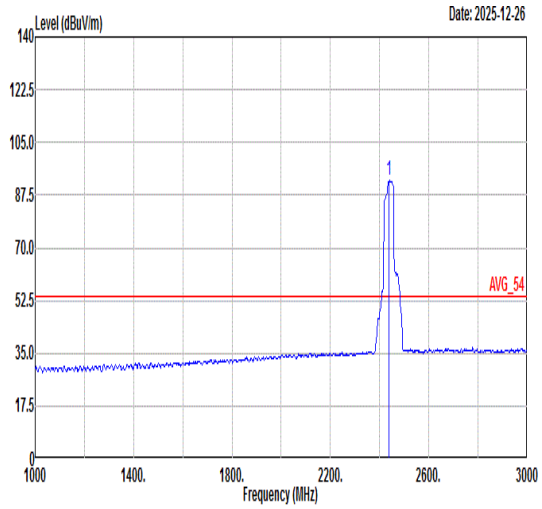 <br>Freq Level Limit Line Margin (dB) Read Level Ant Factor Cable Loss Preamp Factor APos TPos Remark<br>1 2437.00 92.21 ------ ------ 88.42 32.50 5.41 34.12 303 29 AVERAGE |

| Mode | 14 | |
|---|---|---|
| | Band Edge - R | |
| | 2400-2483.5_802.11ax HE40_CH06_2437MHz | |
| ANT | 22 | |
| Pol. | Horizontal | Fundamental |
| Peak | 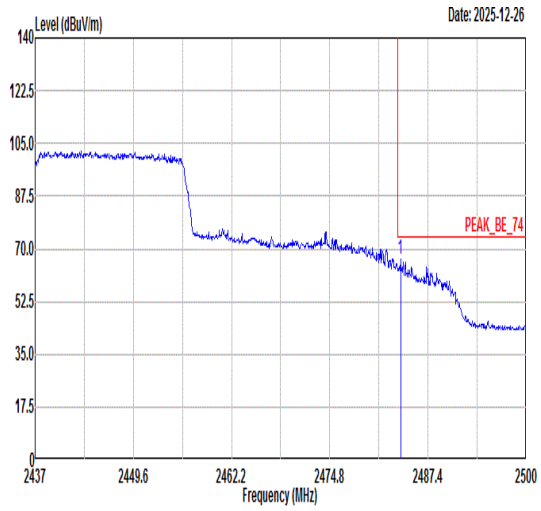 <br>Freq Level Limit Line Margin (dB) Read Level Ant Factor Cable Loss Preamp Factor APos TPos Remark<br>MHz dBuV/m dBuV/m dBuV dB/m dB dB cm deg<br>1 2483.87 66.47 74.00 -7.53 62.07 32.57 5.94 34.11 303 29 PEAK | Blank |
| Avg | 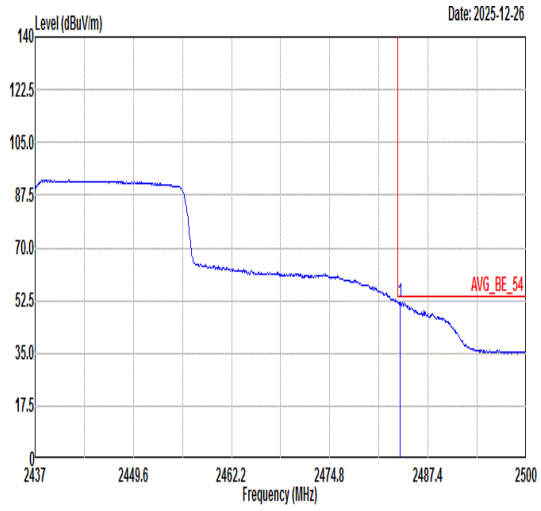 <br>Freq Level Limit Line Margin (dB) Read Level Ant Factor Cable Loss Preamp Factor APos TPos Remark<br>MHz dBuV/m dBuV/m dBuV dB/m dB dB cm deg<br>1 2483.81 51.95 54.00 -2.05 47.54 32.57 5.95 34.11 303 29 AVERAGE | Blank |

| Mode | 14 | |
|---|---|---|
| | Band Edge - L | |
| | 2400-2483.5_802.11ax HE40_CH06_2437MHz | |
| ANT | 22 | |
| Pol. | Vertical | Fundamental |
| Peak | 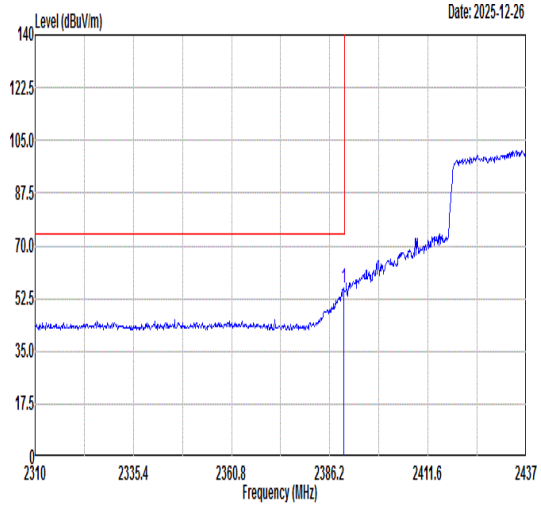 <br>Freq Level Limit Line Margin (dB) Read Level Ant Factor Cable Loss Preamp Factor APos TPos Remark<br>MHz dBuV/m dBuV/m dBuV dB/m dB dB cm deg<br>1 2389.76 55.92 74.00 -18.08 52.28 32.42 5.36 34.14 200 104 PEAK | 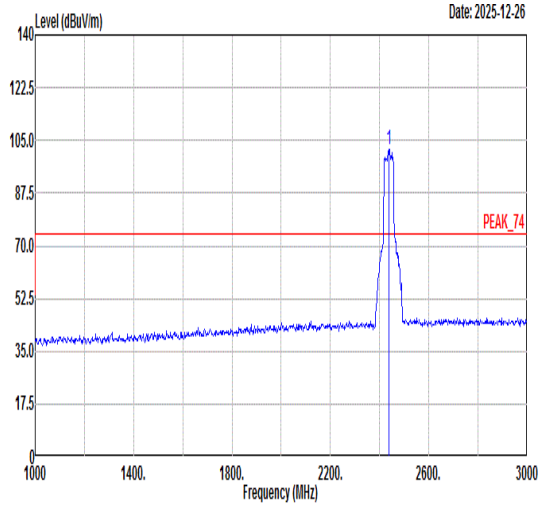 <br>Freq Level Limit Line Margin (dB) Read Level Ant Factor Cable Loss Preamp Factor APos TPos Remark<br>MHz dBuV/m dBuV/m dBuV dB/m dB dB cm deg<br>1 2437.00 102.03 ------ ------ 98.23 32.51 5.41 34.12 200 104 PEAK |
| Avg | 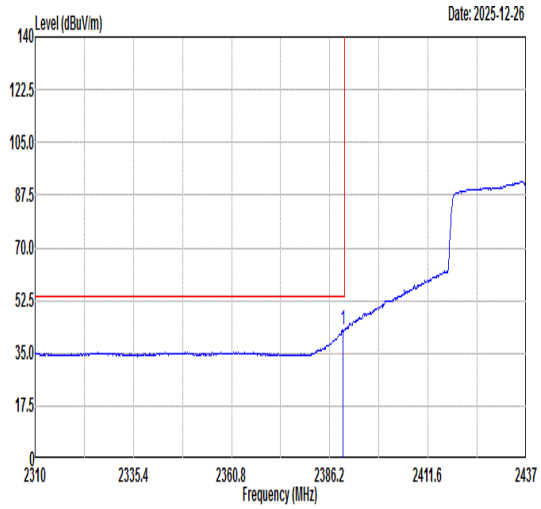 <br>Freq Level Limit Line Margin (dB) Read Level Ant Factor Cable Loss Preamp Factor APos TPos Remark<br>MHz dBuV/m dBuV/m dBuV dB/m dB dB cm deg<br>1 2389.63 42.80 54.00 -11.20 39.16 32.42 5.36 34.14 200 104 AVERAGE | 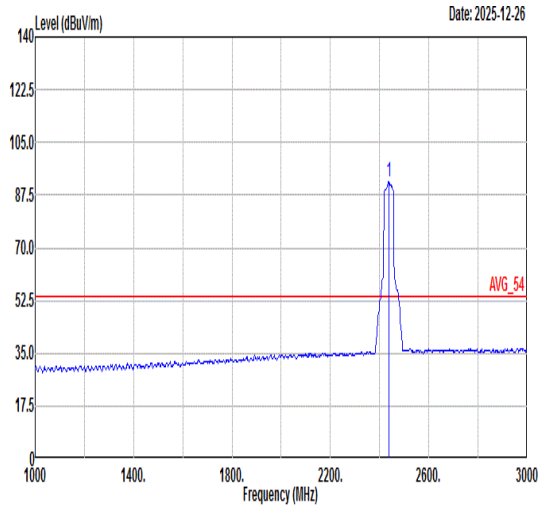 <br>Freq Level Limit Line Margin (dB) Read Level Ant Factor Cable Loss Preamp Factor APos TPos Remark<br>MHz dBuV/m dBuV/m dBuV dB/m dB dB cm deg<br>1 2437.00 91.84 ------ ------ 88.05 32.50 5.41 34.12 200 104 AVERAGE |

| Mode | 14 | |
|---|---|---|
| | Band Edge - R | |
| | 2400-2483.5_802.11ax HE40_CH06_2437MHz | |
| ANT | 22 | |
| Pol. | Vertical | Fundamental |
| Peak | 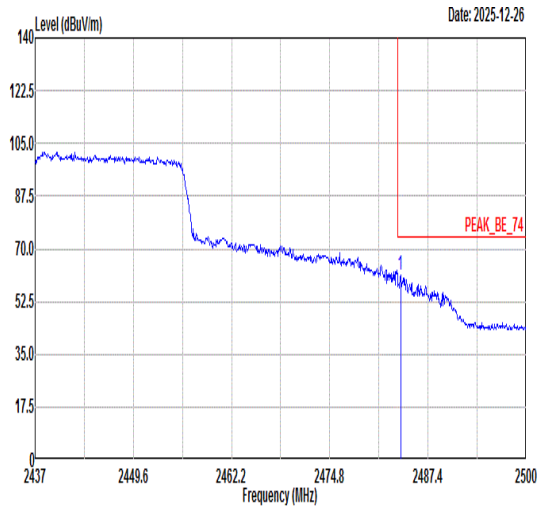 <br>Freq Level Limit Line Margin (dB) Read Level Ant Factor Cable Loss Preamp Factor APos TPos Remark<br>MHz dBuV/m dBuV/m dBuV dB/m dB dB cm deg<br>1 2483.87 61.38 74.00 -12.62 56.98 32.57 5.94 34.11 200 104 PEAK | Blank |
| Avg | 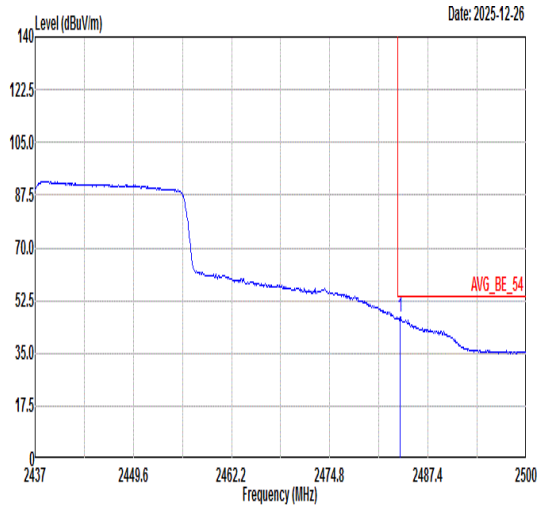 <br>Freq Level Limit Line Margin (dB) Read Level Ant Factor Cable Loss Preamp Factor APos TPos Remark<br>MHz dBuV/m dBuV/m dBuV dB/m dB dB cm deg<br>1 2483.81 47.03 54.00 -6.97 42.62 32.57 5.95 34.11 200 104 AVERAGE | Blank |

| Mode | 14 | |
|---|---|---|
| | Harmonic | |
| | 2400-2483.5_802.11ax HE40_CH06_2437MHz | |
| ANT | 22 | |
| Pol. | Horizontal | Vertical |
| Peak<br>Avg | 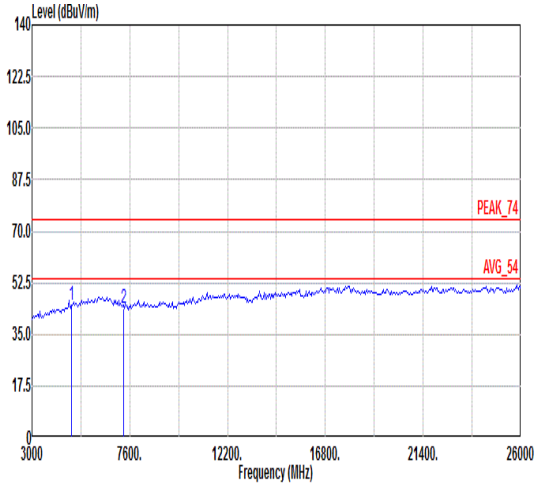 <br><br>Freq Level Limit Line Margin Read Level Ant Factor Cable Loss Preamp Factor APos TPos Remark<br>MHz dBuV/m dBuV/m dB dBuV dB/m dB dB cm deg<br>1 4874.00 45.17 74.00 -28.83 53.98 35.07 8.72 52.60 --- --- Peak<br>2 7311.00 44.01 74.00 -29.99 50.03 36.10 10.18 52.30 --- --- Peak | 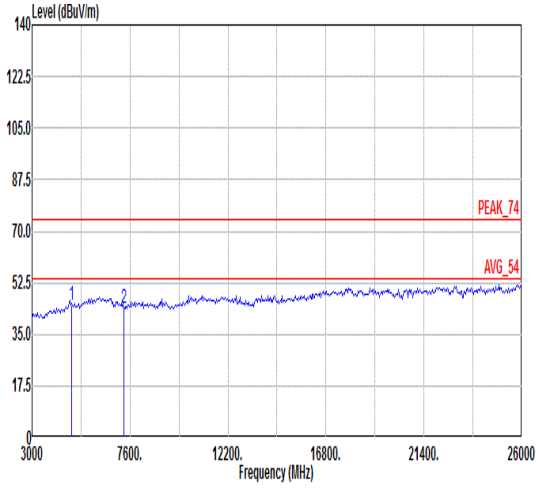 <br><br>Freq Level Limit Line Margin Read Level Ant Factor Cable Loss Preamp Factor APos TPos Remark<br>MHz dBuV/m dBuV/m dB dBuV dB/m dB dB cm deg<br>1 4874.00 44.66 74.00 -29.34 53.47 35.07 8.72 52.60 --- --- Peak<br>2 7311.00 43.72 74.00 -30.28 49.74 36.10 10.18 52.30 --- --- Peak |

| Mode | 15 | |
|---|---|---|
| | Band Edge - L | |
| | 2400-2483.5_802.11ax HE40_CH09_2452MHz | |
| ANT | 22 | |
| Pol. | Horizontal | Fundamental |
| Peak | 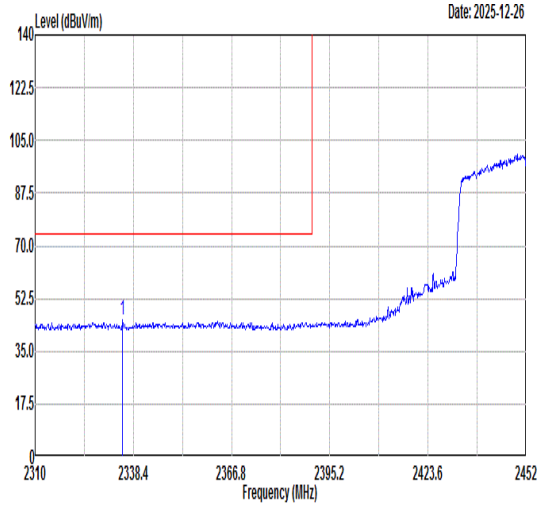 <br>Freq Level Limit Line Margin (dB) Read Level Ant Factor Cable Loss Preamp Factor APos TPos Remark<br>MHz dBuV/m dBuV/m dBuV dB/m dB dB cm deg<br>1 2335.28 45.19 74.00 -28.81 41.71 32.34 5.31 34.17 303 29 PEAK | 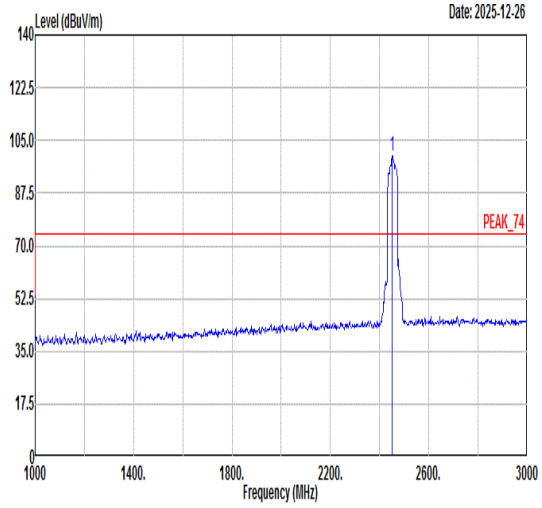 <br>Freq Level Limit Line Margin (dB) Read Level Ant Factor Cable Loss Preamp Factor APos TPos Remark<br>MHz dBuV/m dBuV/m dBuV dB/m dB dB cm deg<br>1 2452.00 99.95 ------ ------ 95.97 32.53 5.57 34.12 303 29 PEAK |
| Avg | 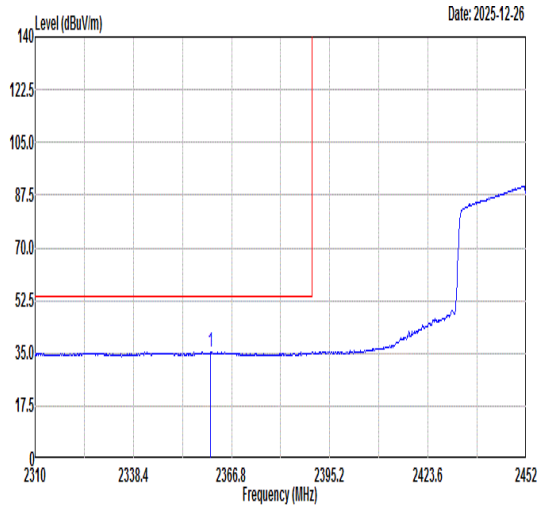 <br>Freq Level Limit Line Margin (dB) Read Level Ant Factor Cable Loss Preamp Factor APos TPos Remark<br>MHz dBuV/m dBuV/m dBuV dB/m dB dB cm deg<br>1 2360.69 35.31 54.00 -18.69 31.76 32.38 5.33 34.16 303 29 AVERAGE | 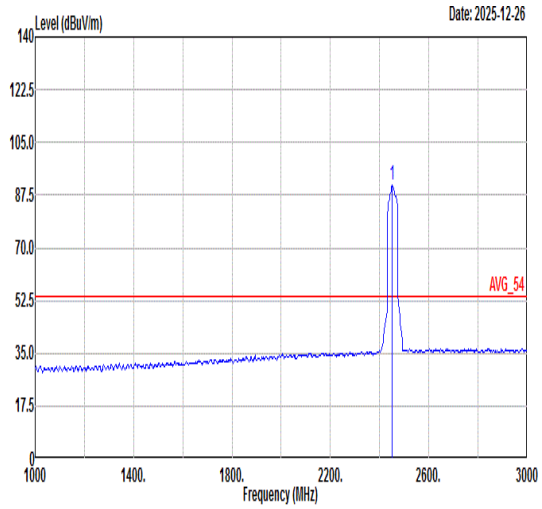 <br>Freq Level Limit Line Margin (dB) Read Level Ant Factor Cable Loss Preamp Factor APos TPos Remark<br>MHz dBuV/m dBuV/m dBuV dB/m dB dB cm deg<br>1 2452.00 90.71 ------ ------ 86.80 32.52 5.51 34.12 303 29 AVERAGE |

| Mode | 15 | |
|---|---|---|
| | Band Edge - R | |
| | 2400-2483.5_802.11ax HE40_CH09_2452MHz | |
| ANT | 22 | |
| Pol. | Horizontal | Fundamental |
| Peak | 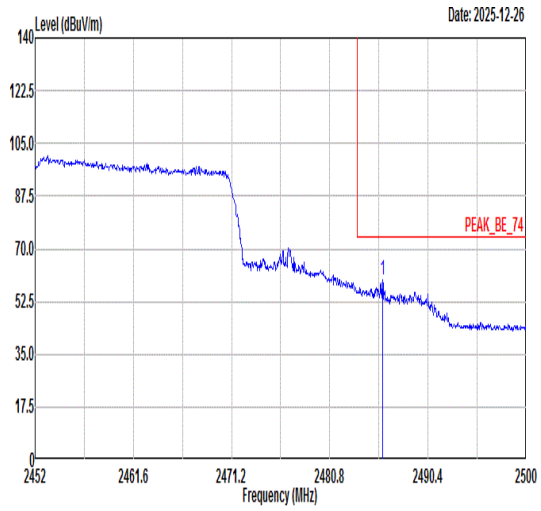 <br>Freq Level Limit Line Margin (dB) Read Level Ant Factor Cable Loss Preamp Factor APos TPos Remark<br>MHz dBuV/m dBuV/m dBuV dB/m dB dB cm deg<br>1 2485.94 59.75 74.00 -14.25 55.34 32.58 5.94 34.11 303 29 PEAK | Blank |
| Avg | 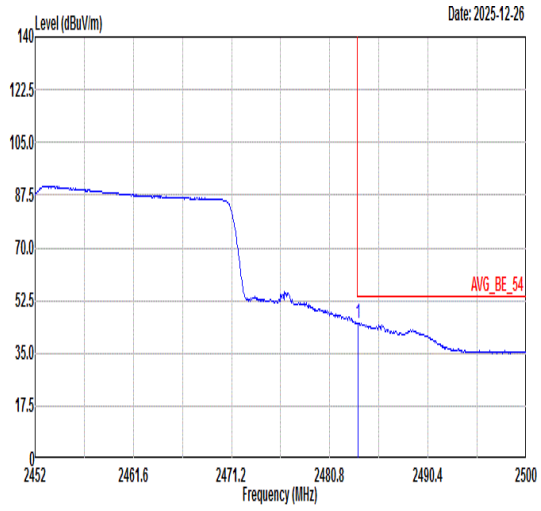 <br>Freq Level Limit Line Margin (dB) Read Level Ant Factor Cable Loss Preamp Factor APos TPos Remark<br>MHz dBuV/m dBuV/m dBuV dB/m dB dB cm deg<br>1 2483.54 45.07 54.00 -8.93 40.66 32.57 5.95 34.11 303 29 AVERAGE | Blank |

| Mode | 15 | |
|---|---|---|
| | Band Edge - L | |
| | 2400-2483.5_802.11ax HE40_CH09_2452MHz | |
| ANT | 22 | |
| Pol. | Vertical | Fundamental |
| Peak | 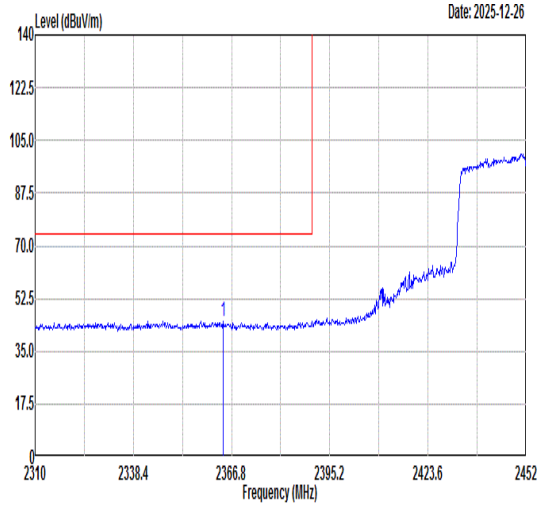 <br>Freq Level Limit Line Margin (dB) Read Level Ant Factor Cable Loss Preamp Factor APos TPos Remark<br>MHz dBuV/m dBuV/m dBuV dB/m dB dB cm deg<br>1 2364.39 45.14 74.00 -28.86 41.57 32.38 5.34 34.15 177 102 PEAK | 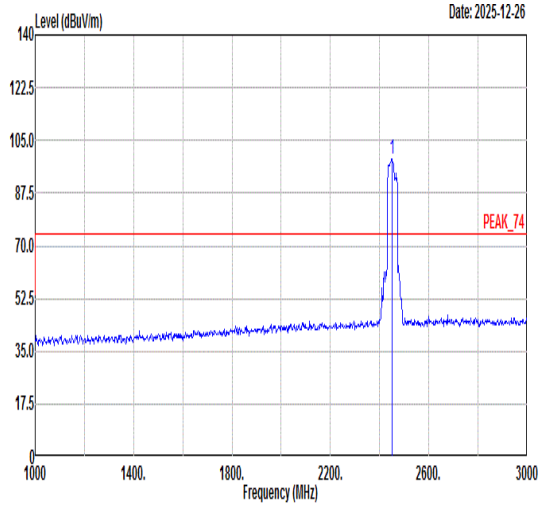 <br>Freq Level Limit Line Margin (dB) Read Level Ant Factor Cable Loss Preamp Factor APos TPos Remark<br>MHz dBuV/m dBuV/m dBuV dB/m dB dB cm deg<br>1 2452.00 99.05 ------ ------ 95.17 32.52 5.48 34.12 177 102 PEAK |
| Avg | 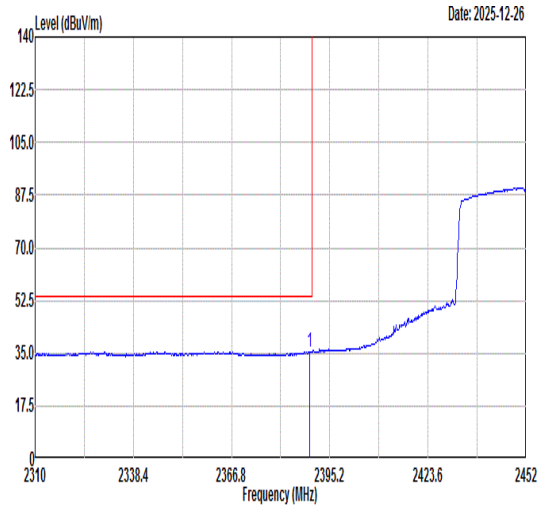 <br>Freq Level Limit Line Margin (dB) Read Level Ant Factor Cable Loss Preamp Factor APos TPos Remark<br>MHz dBuV/m dBuV/m dBuV dB/m dB dB cm deg<br>1 2389.38 35.49 54.00 -18.51 31.85 32.42 5.36 34.14 177 102 AVERAGE | 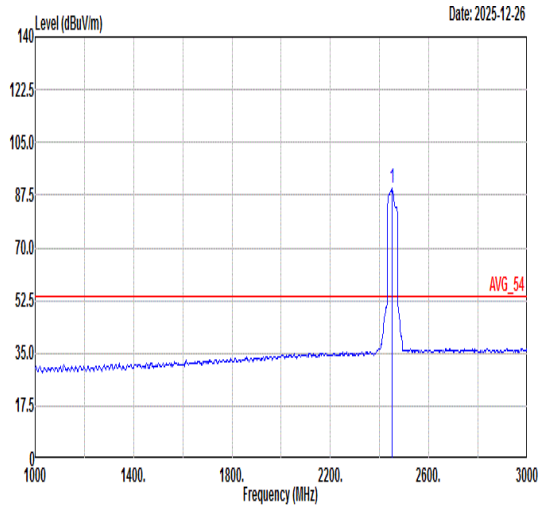 <br>Freq Level Limit Line Margin (dB) Read Level Ant Factor Cable Loss Preamp Factor APos TPos Remark<br>MHz dBuV/m dBuV/m dBuV dB/m dB dB cm deg<br>1 2452.00 89.79 ------ ------ 85.88 32.52 5.51 34.12 177 102 AVERAGE |

| Mode | 15 | |
|---|---|---|
| | Band Edge - R | |
| | 2400-2483.5_802.11ax HE40_CH09_2452MHz | |
| ANT | 22 | |
| Pol. | Vertical | Fundamental |
| Peak | 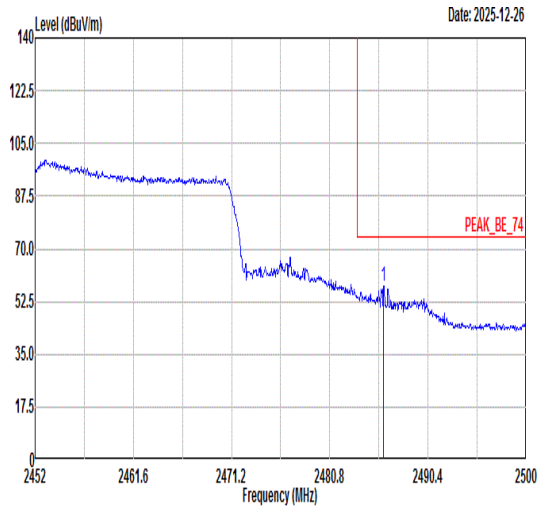 <br>Freq Level Limit Line Margin (dB) Read Level Ant Factor Cable Loss Preamp Factor APos TPos Remark<br>MHz dBuV/m dBuV/m dBuV dB/m dB dB cm deg<br>1 2486.08 57.46 74.00 -16.54 53.05 32.58 5.94 34.11 177 102 PEAK | Blank |
| Avg | 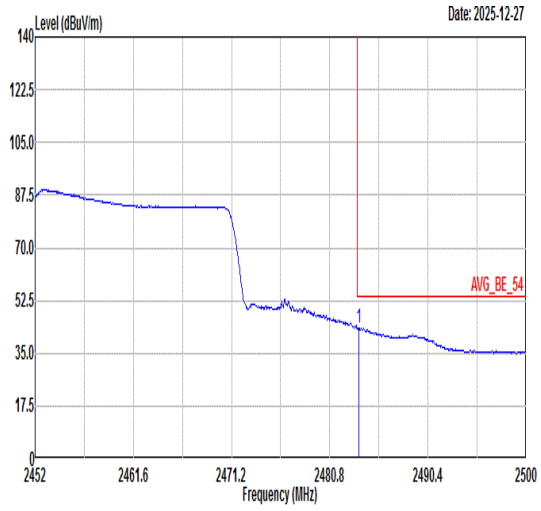 <br>Freq Level Limit Line Margin (dB) Read Level Ant Factor Cable Loss Preamp Factor APos TPos Remark<br>MHz dBuV/m dBuV/m dBuV dB/m dB dB cm deg<br>1 2483.63 43.31 54.00 -10.69 38.90 32.57 5.95 34.11 177 102 AVERAGE | Blank |

| Mode | 15 | |
|---|---|---|
| | Harmonic | |
| | 2400-2483.5_802.11ax HE40_CH09_2452MHz | |
| ANT | 22 | |
| Pol. | Horizontal | Vertical |
| Peak<br>Avg | 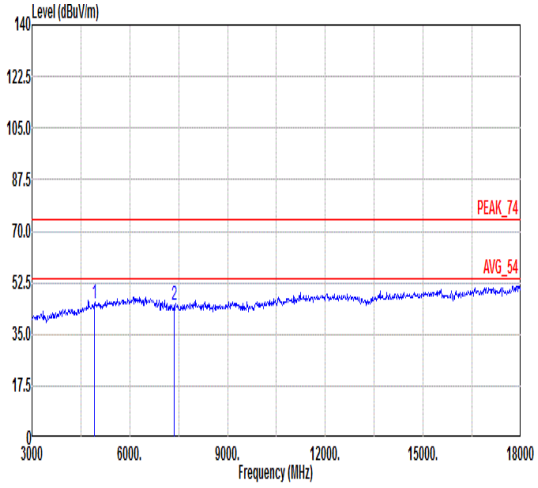 <br><br>Freq Level Limit Line Margin Read Level Ant Factor Cable Loss Preamp Factor APos TPos Remark<br>MHz dBuV/m dBuV/m dB dBuV dB/m dB dB cm deg<br>1 4904.00 45.24 74.00 -28.76 54.02 35.10 8.63 52.51 --- --- Peak<br>2 7356.00 44.67 74.00 -29.33 50.69 36.10 10.18 52.30 --- --- Peak | 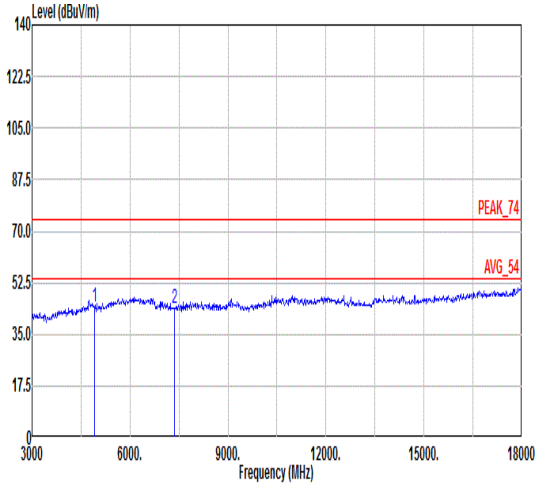 <br><br>Freq Level Limit Line Margin Read Level Ant Factor Cable Loss Preamp Factor APos TPos Remark<br>MHz dBuV/m dBuV/m dB dBuV dB/m dB dB cm deg<br>1 4904.00 44.57 74.00 -29.43 53.35 35.10 8.63 52.51 --- --- Peak<br>2 7356.00 43.98 74.00 -30.02 50.00 36.10 10.18 52.30 --- --- Peak |

| Mode | 16 | |
|---|---|---|
| | Band Edge - L | |
| | 2400-2483.5_802.11ax HE40_CH10_2457MHz | |
| ANT | 22 | |
| Pol. | Horizontal | Fundamental |
| Peak | 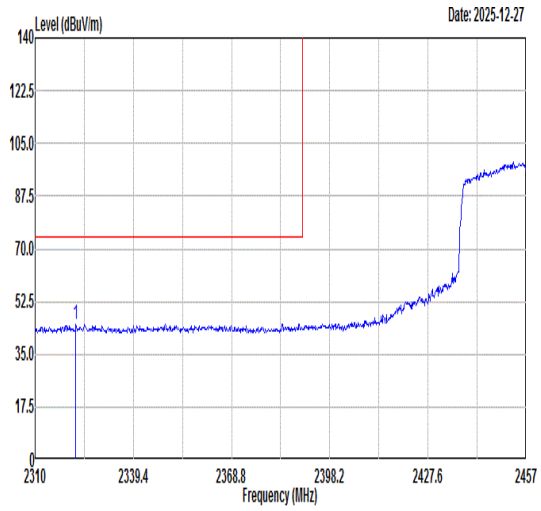 <br>Freq Level Limit Line Margin (dB) Read Level Ant Factor Cable Loss Preamp Factor APos TPos Remark<br>MHz dBuV/m dBuV/m dBuV dB/m dB dB cm deg<br>1 2322.20 45.00 74.00 -29.00 41.55 32.32 5.30 34.17 301 32 PEAK | 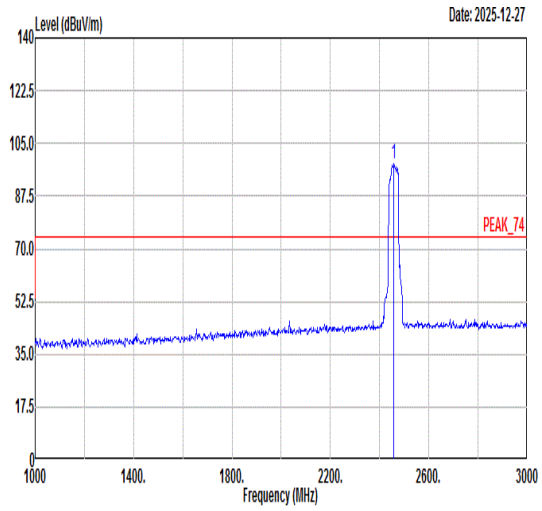 <br>Freq Level Limit Line Margin (dB) Read Level Ant Factor Cable Loss Preamp Factor APos TPos Remark<br>MHz dBuV/m dBuV/m dBuV dB/m dB dB cm deg<br>1 2457.00 98.24 ------ ------ 94.21 32.53 5.62 34.12 301 32 PEAK |
| Avg | 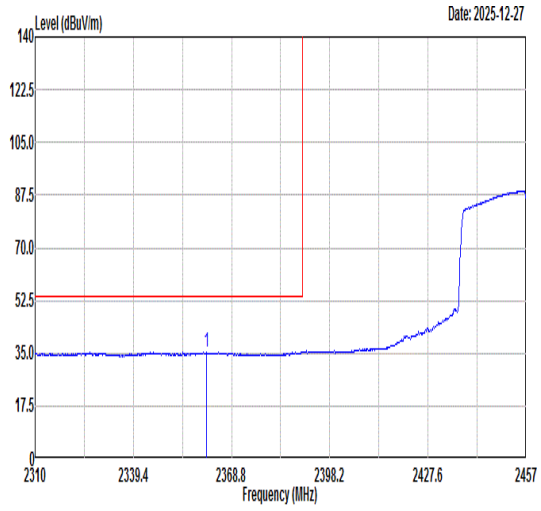 <br>Freq Level Limit Line Margin (dB) Read Level Ant Factor Cable Loss Preamp Factor APos TPos Remark<br>MHz dBuV/m dBuV/m dBuV dB/m dB dB cm deg<br>1 2361.30 35.54 54.00 -18.46 31.99 32.38 5.33 34.16 301 32 AVERAGE | 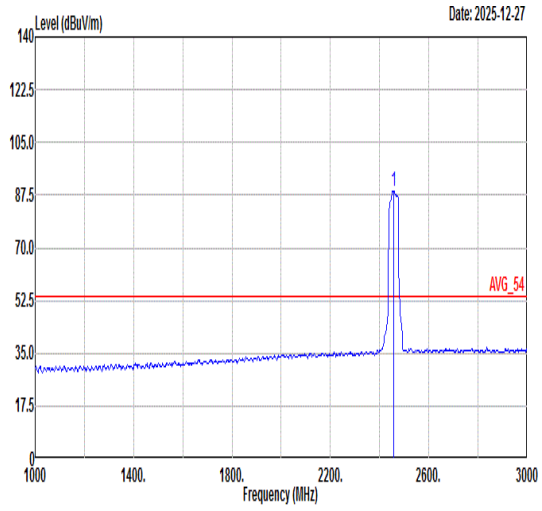 <br>Freq Level Limit Line Margin (dB) Read Level Ant Factor Cable Loss Preamp Factor APos TPos Remark<br>MHz dBuV/m dBuV/m dBuV dB/m dB dB cm deg<br>1 2457.00 89.02 ------ ------ 85.02 32.53 5.59 34.12 301 32 AVERAGE |

| Mode | 16 | |
|---|---|---|
| | Band Edge - R | |
| | 2400-2483.5_802.11ax HE40_CH10_2457MHz | |
| ANT | 22 | |
| Pol. | Horizontal | Fundamental |
| Peak | 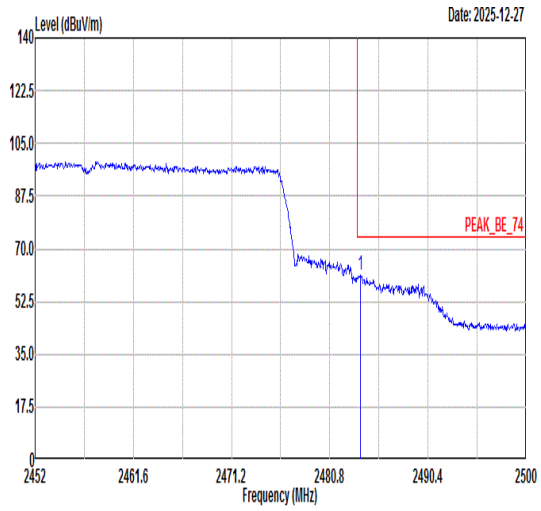 <br>Freq Level Limit Line Margin (dB) Read Level Ant Factor Cable Loss Preamp Factor APos TPos Remark<br>MHz dBuV/m dBuV/m dBuV dB/m dB dB cm deg<br>1 2483.82 61.18 74.00 -12.82 56.78 32.57 5.94 34.11 301 32 PEAK | Blank |
| Avg | 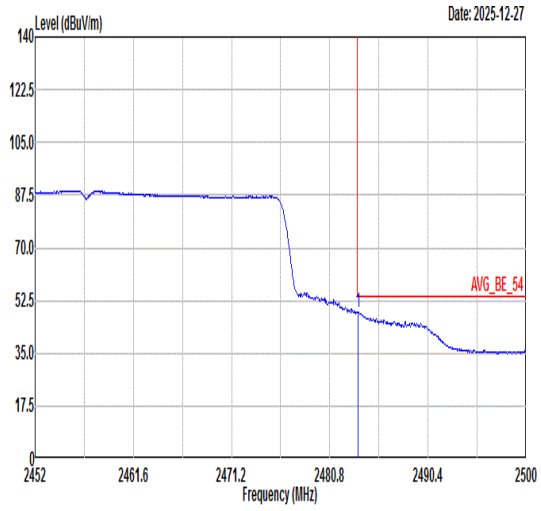 <br>Freq Level Limit Line Margin (dB) Read Level Ant Factor Cable Loss Preamp Factor APos TPos Remark<br>MHz dBuV/m dBuV/m dBuV dB/m dB dB cm deg<br>1 2483.58 48.71 54.00 -5.29 44.30 32.57 5.95 34.11 301 32 AVERAGE | Blank |

| Mode | 16 | |
|---|---|---|
| | Band Edge - L | |
| | 2400-2483.5_802.11ax HE40_CH10_2457MHz | |
| ANT | 22 | |
| Pol. | Vertical | Fundamental |
| Peak | 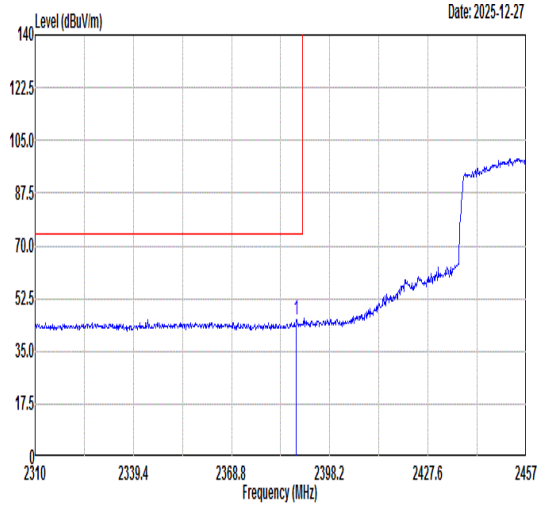 <br>Freq Level Limit Line Margin (dB) Read Level Ant Factor Cable Loss Preamp Factor APos TPos Remark<br>MHz dBuV/m dBuV/m dBuV dB/m dB dB cm deg<br>1 2388.20 45.30 74.00 -28.70 41.66 32.42 5.36 34.14 200 101 PEAK | 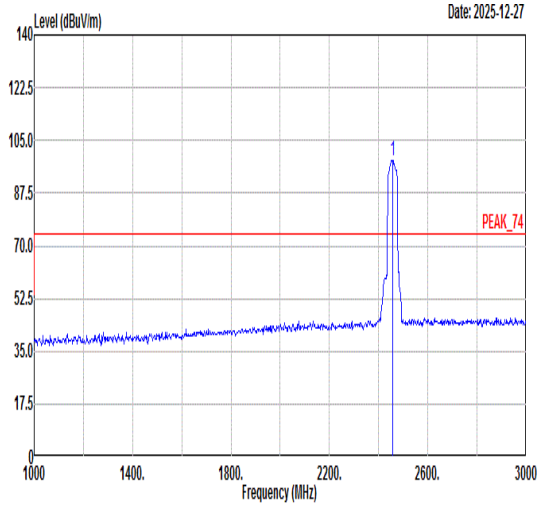 <br>Freq Level Limit Line Margin (dB) Read Level Ant Factor Cable Loss Preamp Factor APos TPos Remark<br>MHz dBuV/m dBuV/m dBuV dB/m dB dB cm deg<br>1 2457.00 98.28 ------ ------ 94.34 32.52 5.54 34.12 200 101 PEAK |
| Avg | 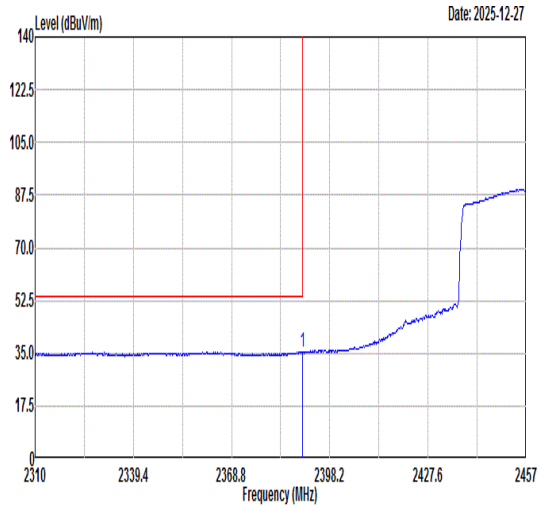 <br>Freq Level Limit Line Margin (dB) Read Level Ant Factor Cable Loss Preamp Factor APos TPos Remark<br>MHz dBuV/m dBuV/m dBuV dB/m dB dB cm deg<br>1 2389.97 35.41 54.00 -18.59 31.77 32.42 5.36 34.14 200 101 AVERAGE | 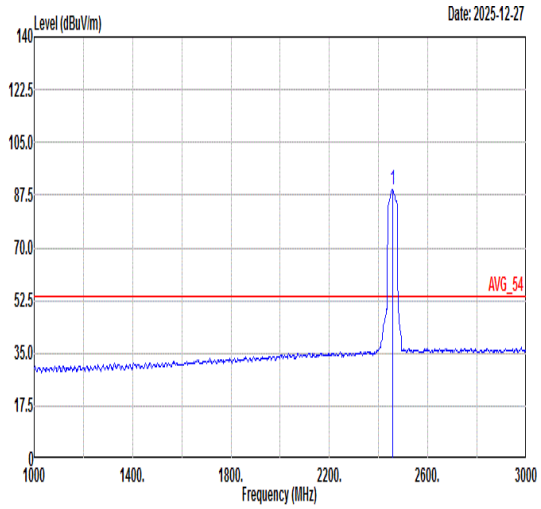 <br>Freq Level Limit Line Margin (dB) Read Level Ant Factor Cable Loss Preamp Factor APos TPos Remark<br>MHz dBuV/m dBuV/m dBuV dB/m dB dB cm deg<br>1 2457.00 89.19 ------ ------ 85.21 32.53 5.57 34.12 200 101 AVERAGE |

| Mode | 16 | |
|---|---|---|
| | Band Edge - R | |
| | 2400-2483.5_802.11ax HE40_CH10_2457MHz | |
| ANT | 22 | |
| Pol. | Vertical | Fundamental |
| Peak | 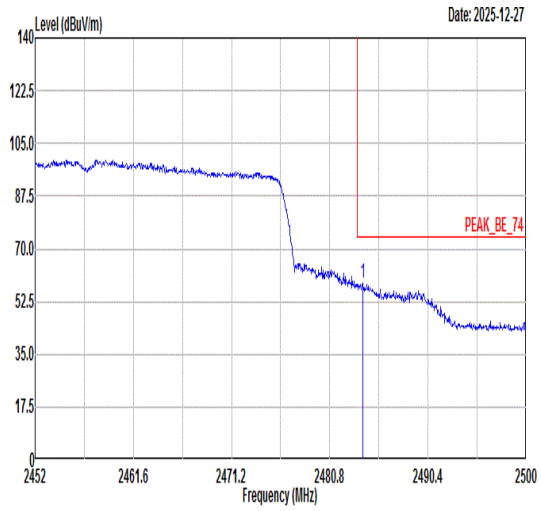 <br>Freq Level Limit Line Margin (dB) Read Level Ant Factor Cable Loss Preamp Factor APos TPos Remark<br>MHz dBuV/m dBuV/m dBuV dB/m dB dB cm deg<br>1 2484.06 58.61 74.00 -15.39 54.21 32.57 5.94 34.11 200 101 PEAK | Blank |
| Avg | 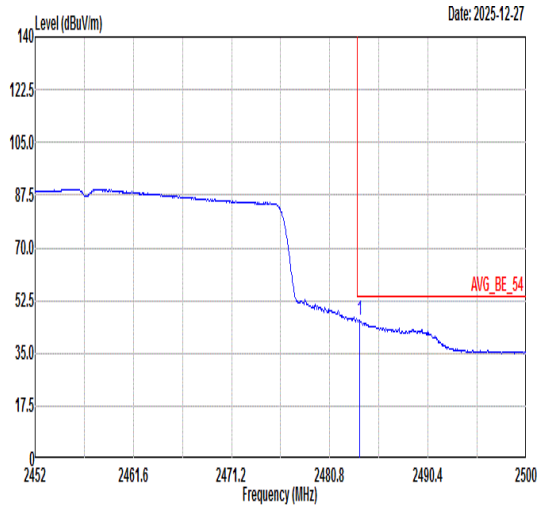 <br>Freq Level Limit Line Margin (dB) Read Level Ant Factor Cable Loss Preamp Factor APos TPos Remark<br>MHz dBuV/m dBuV/m dBuV dB/m dB dB cm deg<br>1 2483.73 46.11 54.00 -7.89 41.70 32.57 5.95 34.11 200 101 AVERAGE | Blank |

| Mode | 16 | |
|---|---|---|
| | Harmonic | |
| | 2400-2483.5_802.11ax HE40_CH10_2457MHz | |
| ANT | 22 | |
| Pol. | Horizontal | Vertical |
| Peak<br>Avg | 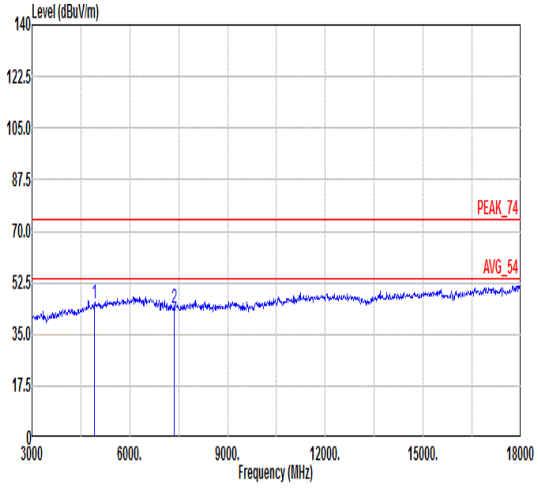 <br><br>Freq Level Limit Line Margin Read Level Ant Factor Cable Loss Preamp Factor APos TPos Remark<br>MHz dBuV/m dBuV/m dB dBuV dB/m dB dB cm deg<br>1 4914.00 45.24 74.00 -28.76 54.01 35.11 8.60 52.48 --- --- Peak<br>2 7371.00 43.98 74.00 -30.02 50.00 36.10 10.18 52.30 --- --- Peak | 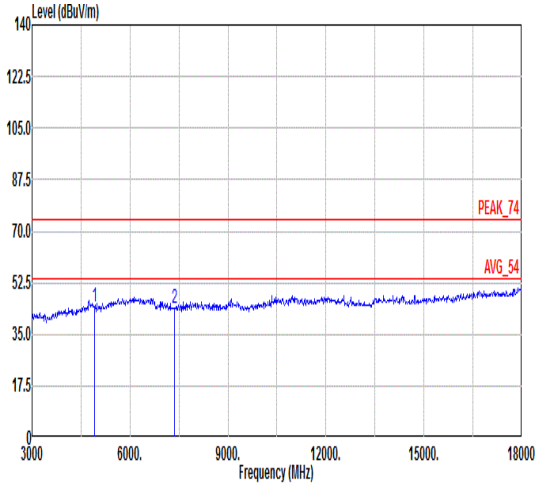 <br><br>Freq Level Limit Line Margin Read Level Ant Factor Cable Loss Preamp Factor APos TPos Remark<br>MHz dBuV/m dBuV/m dB dBuV dB/m dB dB cm deg<br>1 4914.00 44.57 74.00 -29.43 53.34 35.11 8.60 52.48 --- --- Peak<br>2 7371.00 43.92 74.00 -30.08 49.94 36.10 10.18 52.30 --- --- Peak |

| Mode | 17 | |
|---|---|---|
| | Band Edge | |
| | 2400-2483.5_802.11ax HE20_CH01_Partial_RU 52/37_2412MHz | |
| ANT | 22 | |
| Pol. | Horizontal | Fundamental |
| Peak | 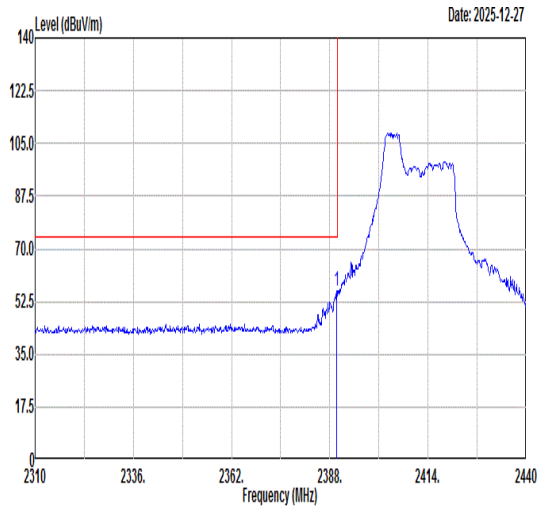 <br>Freq Level Limit Line Margin (dB) Read Level Ant Factor Cable Loss Preamp Factor APos TPos Remark<br>MHz dBuV/m dBuV/m dBuV dB/m dB dB cm deg<br>1 2389.82 56.14 74.00 -17.86 52.50 32.42 5.36 34.14 200 108 PEAK | 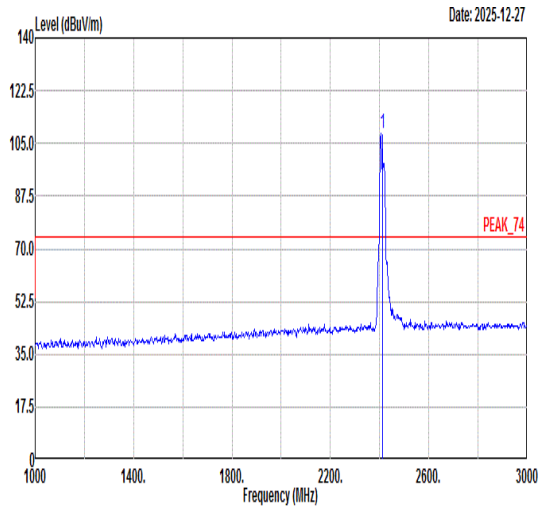 <br>Freq Level Limit Line Margin (dB) Read Level Ant Factor Cable Loss Preamp Factor APos TPos Remark<br>MHz dBuV/m dBuV/m dBuV dB/m dB dB cm deg<br>1 2412.00 108.41 ------ ------ 104.73 32.45 5.37 34.14 200 108 PEAK |
| Avg | 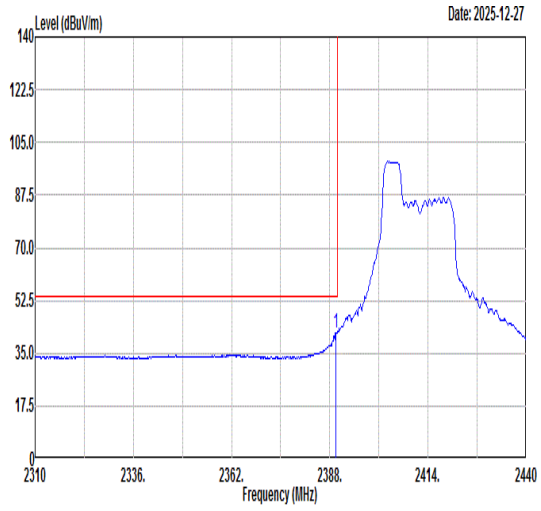 <br>Freq Level Limit Line Margin (dB) Read Level Ant Factor Cable Loss Preamp Factor APos TPos Remark<br>MHz dBuV/m dBuV/m dBuV dB/m dB dB cm deg<br>1 2389.56 41.96 54.00 -12.04 38.32 32.42 5.36 34.14 200 108 AVERAGE | 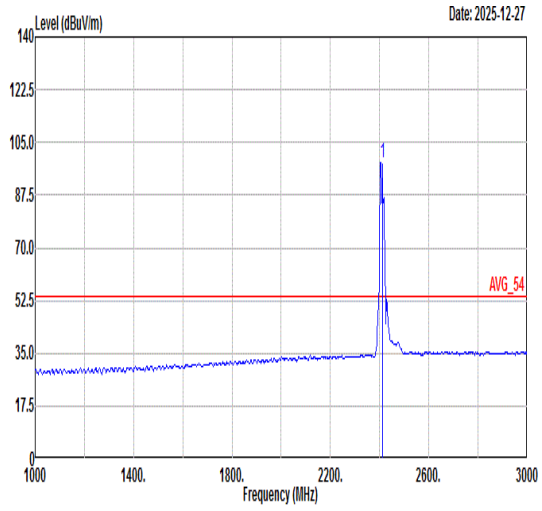 <br>Freq Level Limit Line Margin (dB) Read Level Ant Factor Cable Loss Preamp Factor APos TPos Remark<br>MHz dBuV/m dBuV/m dBuV dB/m dB dB cm deg<br>1 2412.00 98.48 ------ ------ 94.80 32.45 5.37 34.14 200 108 AVERAGE |

| Mode | 17 | |
|---|---|---|
| | Band Edge | |
| | 2400-2483.5_802.11ax HE20_CH01_Partial_RU 52/37_2412MHz | |
| ANT | 22 | |
| Pol. | Vertical | Fundamental |
| Peak | 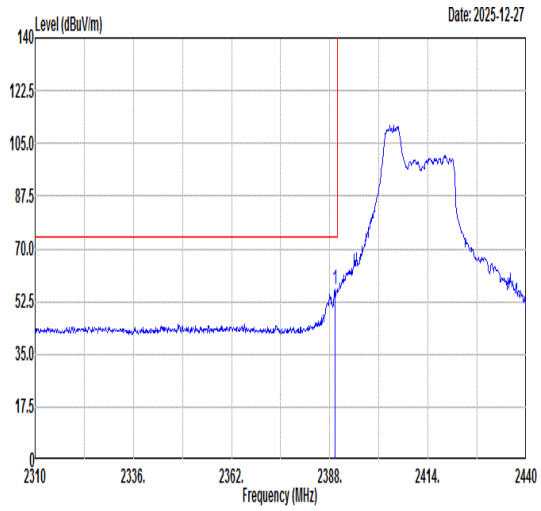 <br>Freq Level Limit Line Margin (dB) Read Level Ant Factor Cable Loss Preamp Factor APos TPos Remark<br>MHz dBuV/m dBuV/m dBuV dB/m dB dB cm deg<br>1 2389.43 56.66 74.00 -17.34 53.02 32.42 5.36 34.14 162 0 PEAK | 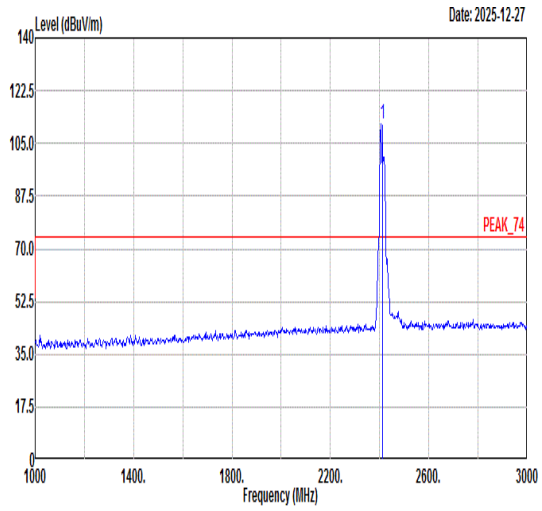 <br>Freq Level Limit Line Margin (dB) Read Level Ant Factor Cable Loss Preamp Factor APos TPos Remark<br>MHz dBuV/m dBuV/m dBuV dB/m dB dB cm deg<br>1 2412.00 111.54 ------ ------ 107.86 32.45 5.37 34.14 162 0 PEAK |
| Avg | 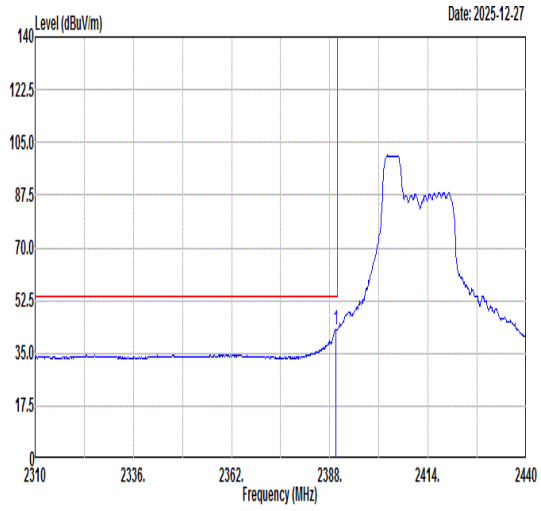 <br>Freq Level Limit Line Margin (dB) Read Level Ant Factor Cable Loss Preamp Factor APos TPos Remark<br>MHz dBuV/m dBuV/m dBuV dB/m dB dB cm deg<br>1 2389.69 42.78 54.00 -11.22 39.14 32.42 5.36 34.14 162 0 AVERAGE | 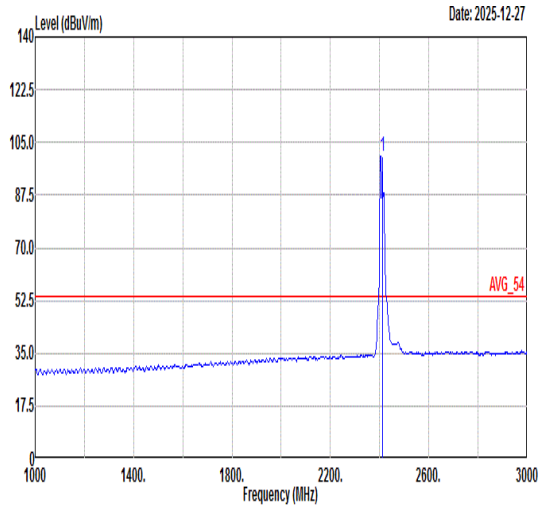 <br>Freq Level Limit Line Margin (dB) Read Level Ant Factor Cable Loss Preamp Factor APos TPos Remark<br>MHz dBuV/m dBuV/m dBuV dB/m dB dB cm deg<br>1 2412.00 100.50 ------ ------ 96.82 32.45 5.37 34.14 162 0 AVERAGE |

| Mode | 18 | |
|---|---|---|
| | Band Edge | |
| | 2400-2483.5_802.11ax HE20_CH11_Partial_RU 52/40 _2462MHz | |
| ANT | 22 | |
| Pol. | Horizontal | Fundamental |
| Peak | 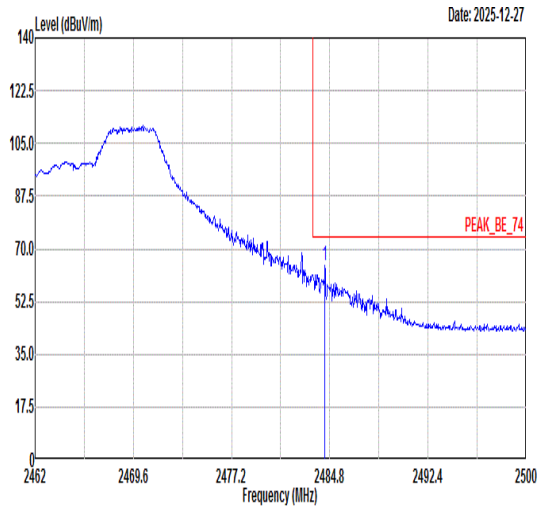 <br>Freq Level Limit Line Margin (dB) Read Level Ant Factor Cable Loss Preamp Factor APos TPos Remark<br>MHz dBuV/m dBuV/m dBuV dB/m dB dB cm deg<br>1 2484.42 64.31 74.00 -9.69 59.90 32.58 5.94 34.11 176 96 PEAK | 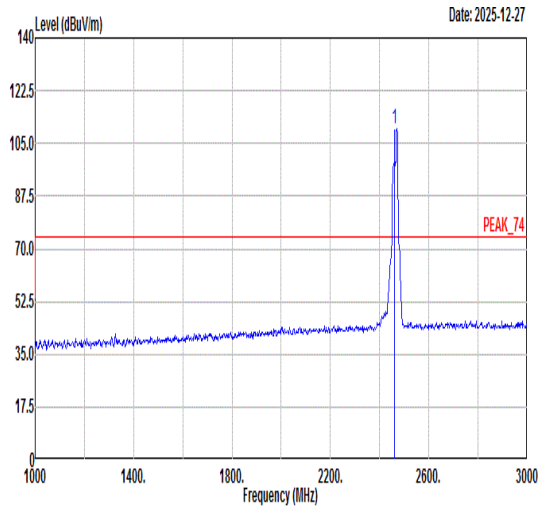 <br>Freq Level Limit Line Margin (dB) Read Level Ant Factor Cable Loss Preamp Factor APos TPos Remark<br>MHz dBuV/m dBuV/m dBuV dB/m dB dB cm deg<br>1 2462.00 109.91 ------ ------ 105.68 32.55 5.79 34.11 176 96 PEAK |
| Avg | 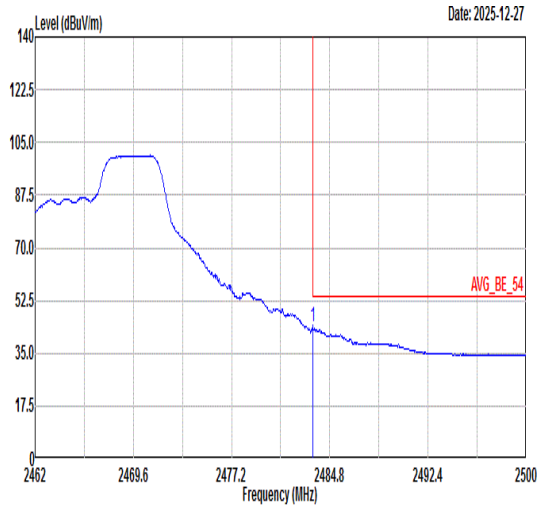 <br>Freq Level Limit Line Margin (dB) Read Level Ant Factor Cable Loss Preamp Factor APos TPos Remark<br>MHz dBuV/m dBuV/m dBuV dB/m dB dB cm deg<br>1 2483.51 43.90 54.00 -10.10 39.49 32.57 5.95 34.11 176 96 AVERAGE | 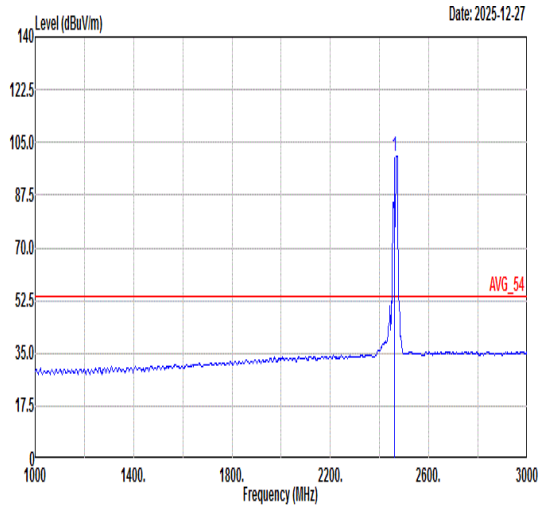 <br>Freq Level Limit Line Margin (dB) Read Level Ant Factor Cable Loss Preamp Factor APos TPos Remark<br>MHz dBuV/m dBuV/m dBuV dB/m dB dB cm deg<br>1 2462.00 100.51 ------ ------ 96.28 32.55 5.79 34.11 176 96 AVERAGE |

| Mode | 18 | |
|---|---|---|
| | Band Edge | |
| | 2400-2483.5_802.11ax HE20_CH11_Partial_RU 52/40 _2462MHz | |
| ANT | 22 | |
| Pol. | Vertical | Fundamental |
| Peak | 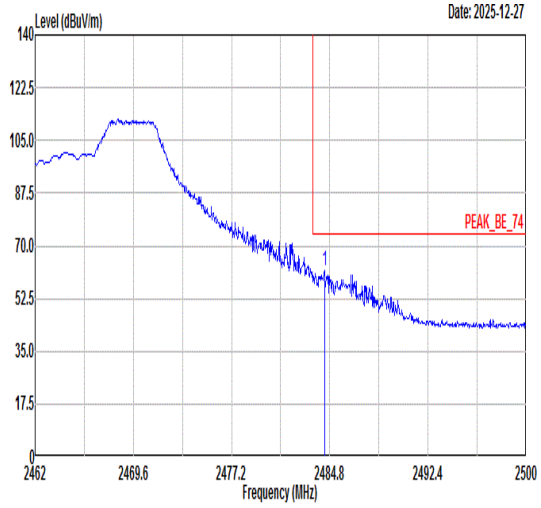 <br>Freq Level Limit Line Margin (dB) Read Level Ant Factor Cable Loss Preamp Factor APos TPos Remark<br>MHz dBuV/m dBuV/m dBuV dB/m dB dB cm deg<br>1 2484.38 61.55 74.00 -12.45 57.14 32.58 5.94 34.11 197 20 PEAK | 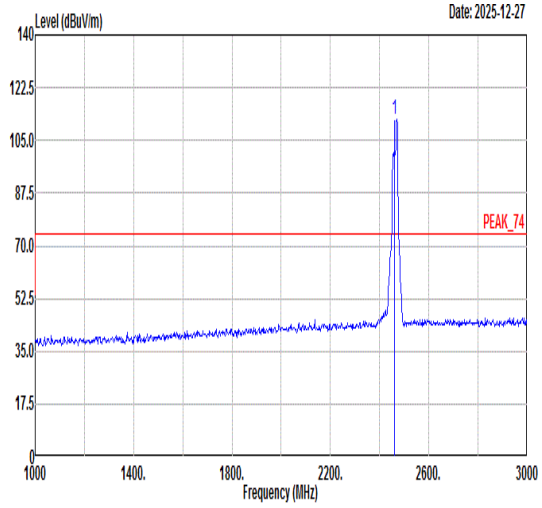 <br>Freq Level Limit Line Margin (dB) Read Level Ant Factor Cable Loss Preamp Factor APos TPos Remark<br>MHz dBuV/m dBuV/m dBuV dB/m dB dB cm deg<br>1 2462.00 111.88 ------ ------ 107.65 32.55 5.79 34.11 197 20 PEAK |
| Avg | 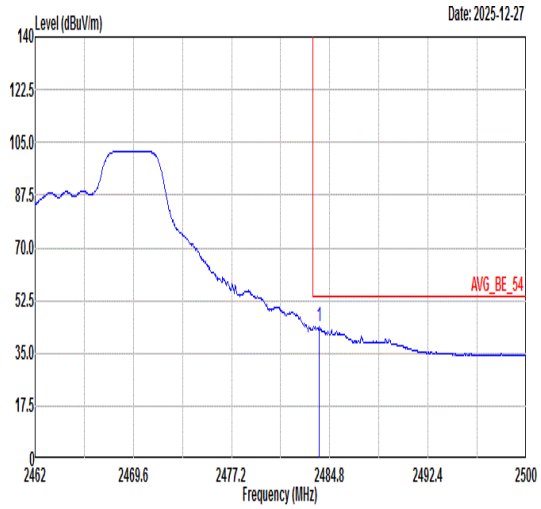 <br>Freq Level Limit Line Margin (dB) Read Level Ant Factor Cable Loss Preamp Factor APos TPos Remark<br>MHz dBuV/m dBuV/m dBuV dB/m dB dB cm deg<br>1 2483.96 44.04 54.00 -9.96 39.64 32.57 5.94 34.11 197 20 AVERAGE | 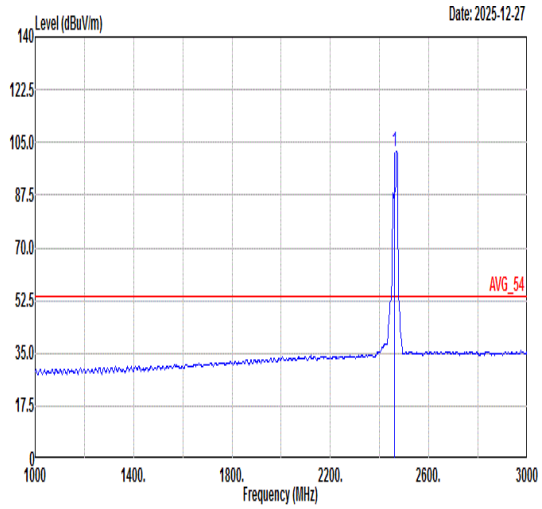 <br>Freq Level Limit Line Margin (dB) Read Level Ant Factor Cable Loss Preamp Factor APos TPos Remark<br>MHz dBuV/m dBuV/m dBuV dB/m dB dB cm deg<br>1 2462.00 101.85 ------ ------ 97.62 32.55 5.79 34.11 197 20 AVERAGE |

| Mode | 19 | |
|---|---|---|
| | LF | |
| | 2400-2483.5_802.11ax HE40-LF_CH06_2437MHz | |
| ANT | 22 | |
| Pol. | Horizontal | Vertical |
| Peak | 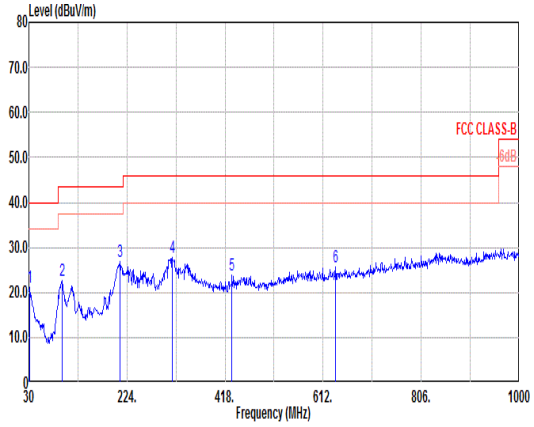 | 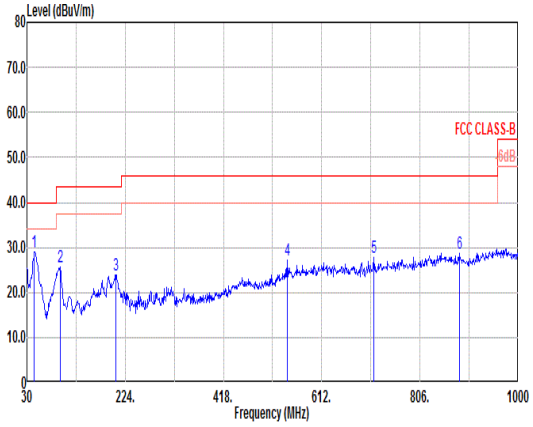 |



| | Freq | Level | Limit Line | Margin | Read Level | Ant Factor | Cable Loss | Preamp Factor | APos | TPos | Remark |
|---|---|---|---|---|---|---|---|---|---|---|---|
| | MHz | dBuV/m | dBuV/m | dB | dBuV | dB/m | dB | dB | cm | deg | |
| 1 | 31.94 | 21.12 | 40.00 | -18.88 | 27.90 | 24.25 | 0.55 | 31.58 | --- | --- | Peak |
| 2 | 95.96 | 22.72 | 43.50 | -20.78 | 37.83 | 15.60 | 0.99 | 31.70 | --- | --- | Peak |
| 3 | 210.42 | 26.88 | 43.50 | -16.62 | 41.83 | 15.07 | 1.48 | 31.50 | --- | --- | Peak |
| 4 | 313.24 | 27.72 | 46.00 | -18.28 | 37.82 | 19.62 | 1.85 | 31.57 | --- | --- | Peak |
| 5 | 431.58 | 23.73 | 46.00 | -22.27 | 30.11 | 22.76 | 2.16 | 31.30 | --- | --- | Peak |
| 6 | 637.22 | 25.75 | 46.00 | -20.25 | 27.54 | 26.75 | 2.63 | 31.17 | --- | --- | Peak |



| | Freq | Level | Limit Line | Margin | Read Level | Ant Factor | Cable Loss | Preamp Factor | APos | TPos | Remark |
|---|---|---|---|---|---|---|---|---|---|---|---|
| | MHz | dBuV/m | dBuV/m | dB | dBuV | dB/m | dB | dB | cm | deg | |
| 1 | 44.55 | 29.03 | 40.00 | -10.97 | 42.76 | 17.41 | 0.65 | 31.79 | --- | --- | Peak |
| 2 | 95.96 | 25.60 | 43.50 | -17.90 | 40.71 | 15.60 | 0.99 | 31.70 | --- | --- | Peak |
| 3 | 205.57 | 23.98 | 43.50 | -19.52 | 38.95 | 15.07 | 1.46 | 31.50 | --- | --- | Peak |
| 4 | 544.10 | 27.11 | 46.00 | -18.89 | 30.53 | 25.44 | 2.44 | 31.30 | --- | --- | Peak |
| 5 | 714.82 | 27.66 | 46.00 | -18.34 | 28.65 | 27.29 | 2.79 | 31.07 | --- | --- | Peak |
| 6 | 883.60 | 28.65 | 46.00 | -17.35 | 27.10 | 29.45 | 3.12 | 31.02 | --- | --- | Peak |

| Mode | 20 | |
|---|---|---|
| | Band Edge | |
| | 2400-2483.5_802.11n HT20_CH01_2412MHz | |
| ANT | 22 | |
| Pol. | Horizontal | Fundamental |
| Peak | 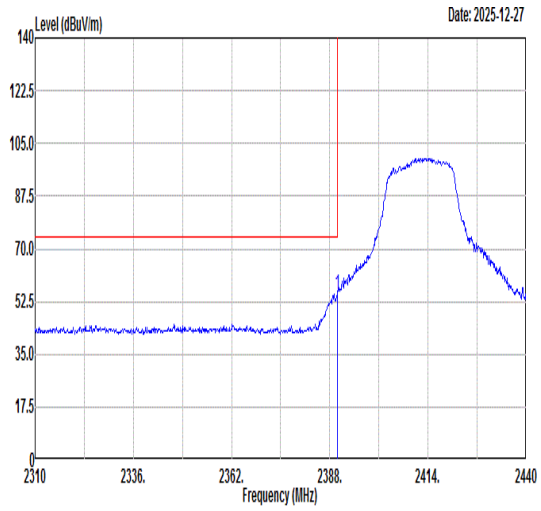 <br>Freq Level Limit Line Margin (dB) Read Level Ant Factor Cable Loss Preamp Factor APos TPos Remark<br>MHz dBuV/m dBuV/m dBuV dB/m dB dB cm deg<br>1 2389.95 54.98 74.00 -19.02 51.34 32.42 5.36 34.14 200 97 PEAK | 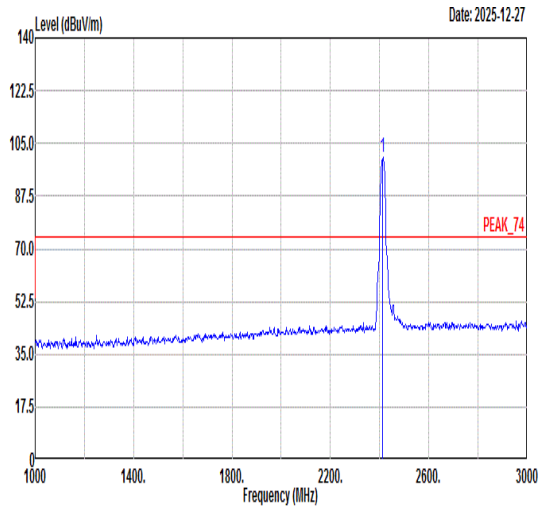 <br>Freq Level Limit Line Margin (dB) Read Level Ant Factor Cable Loss Preamp Factor APos TPos Remark<br>MHz dBuV/m dBuV/m dBuV dB/m dB dB cm deg<br>1 2412.00 100.24 ------ ------ 96.53 32.46 5.38 34.13 200 97 PEAK |
| Avg | 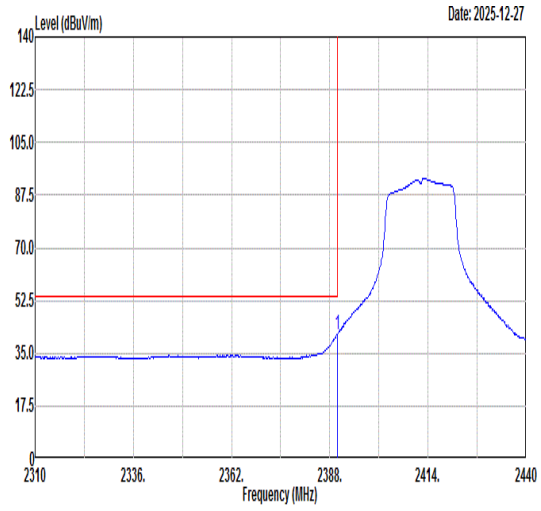 <br>Freq Level Limit Line Margin (dB) Read Level Ant Factor Cable Loss Preamp Factor APos TPos Remark<br>MHz dBuV/m dBuV/m dBuV dB/m dB dB cm deg<br>1 2389.95 41.13 54.00 -12.87 37.49 32.42 5.36 34.14 200 97 AVERAGE | 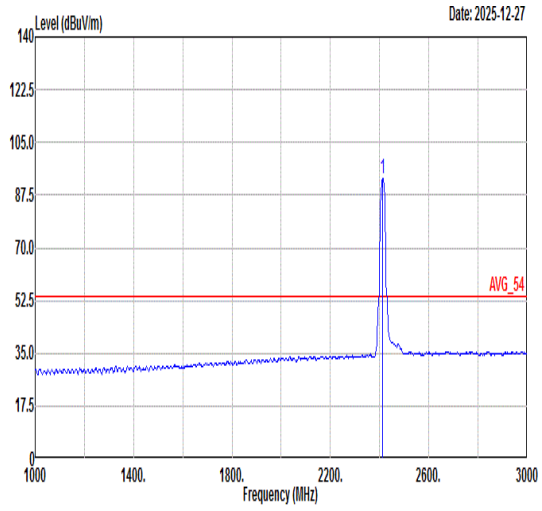 <br>Freq Level Limit Line Margin (dB) Read Level Ant Factor Cable Loss Preamp Factor APos TPos Remark<br>MHz dBuV/m dBuV/m dBuV dB/m dB dB cm deg<br>1 2412.00 92.75 ------ ------ 89.05 32.46 5.38 34.14 200 97 AVERAGE |

| Mode | 20 | |
|---|---|---|
| | Band Edge | |
| | 2400-2483.5_802.11n HT20_CH01_2412MHz | |
| ANT | 22 | |
| Pol. | Vertical | Fundamental |
| Peak | 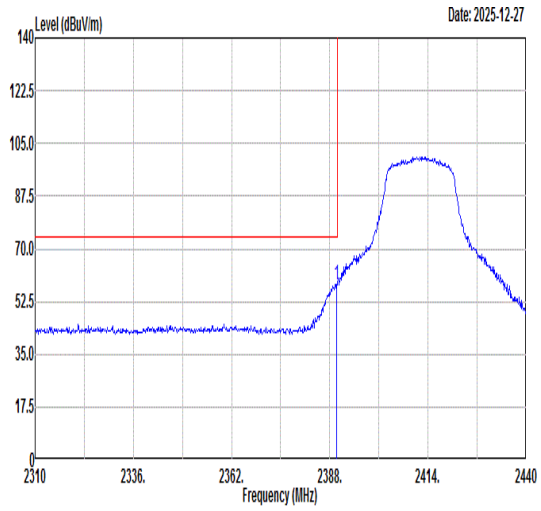 <br>Freq Level Limit Line Margin (dB) Read Level Ant Factor Cable Loss Preamp Factor APos TPos Remark<br>1 2389.82 58.34 74.00 -15.66 54.70 32.42 5.36 34.14 361 15 PEAK | 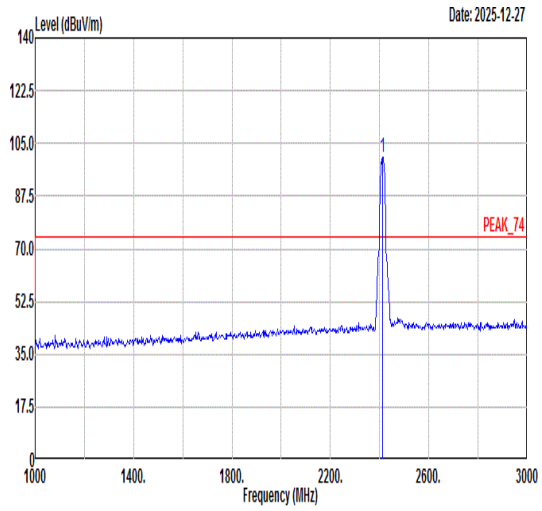 <br>Freq Level Limit Line Margin (dB) Read Level Ant Factor Cable Loss Preamp Factor APos TPos Remark<br>1 2412.00 100.53 ------ ------ 96.82 32.46 5.38 34.13 361 15 PEAK |
| Avg | 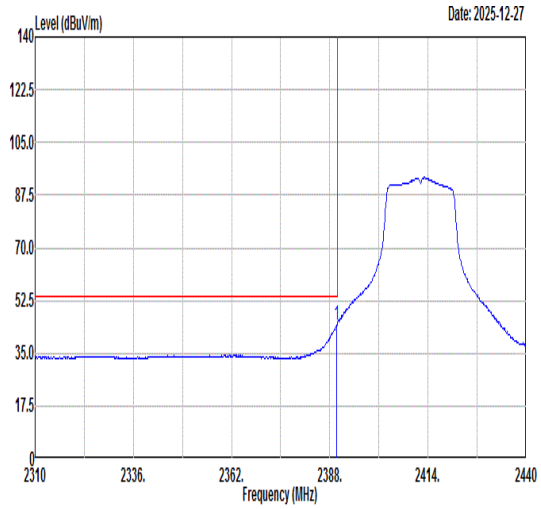 <br>Freq Level Limit Line Margin (dB) Read Level Ant Factor Cable Loss Preamp Factor APos TPos Remark<br>1 2389.82 44.43 54.00 -9.57 40.79 32.42 5.36 34.14 361 15 AVERAGE | 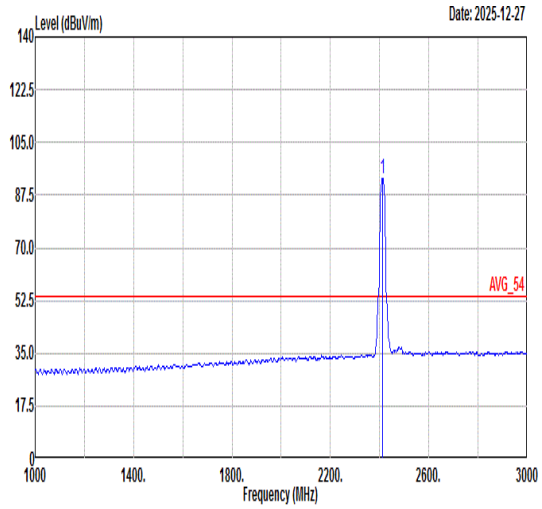 <br>Freq Level Limit Line Margin (dB) Read Level Ant Factor Cable Loss Preamp Factor APos TPos Remark<br>1 2412.00 93.23 ------ ------ 89.53 32.46 5.38 34.14 361 15 AVERAGE |

| Mode | 20 | |
|---|---|---|
| | Harmonic | |
| | 2400-2483.5_802.11n HT20_CH01_2412MHz | |
| ANT | 22 | |
| Pol. | Horizontal | Vertical |
| Peak<br>Avg | 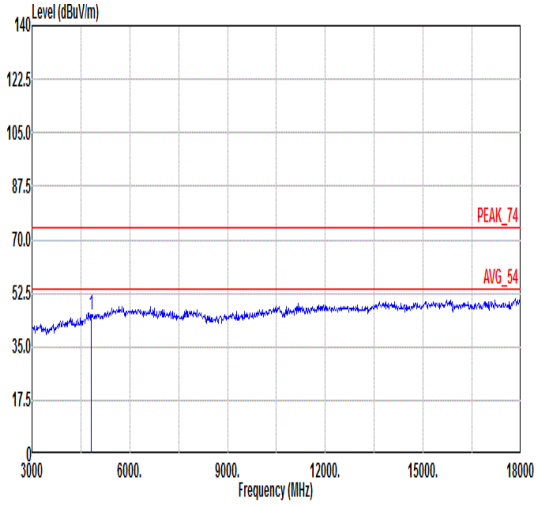 <br><br>Freq Level Limit Line Margin Read Level Ant Factor Cable Loss Preamp Factor APos TPos Remark<br>MHz dBuV/m dBuV/m dB dBuV dB/m dB dB cm deg<br>1 4824.00 45.37 74.00 -28.63 54.23 35.02 8.88 52.76 --- --- Peak | 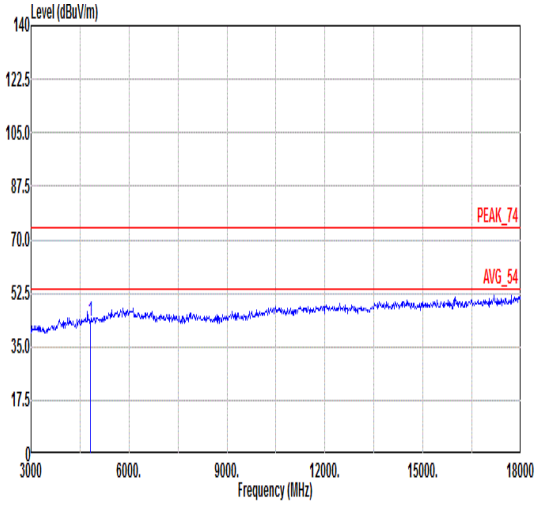 <br><br>Freq Level Limit Line Margin Read Level Ant Factor Cable Loss Preamp Factor APos TPos Remark<br>MHz dBuV/m dBuV/m dB dBuV dB/m dB dB cm deg<br>1 4824.00 43.24 74.00 -30.76 52.10 35.02 8.88 52.76 --- --- Peak |

| Mode | 21 | |
|---|---|---|
| | Band Edge - L | |
| | 2400-2483.5_802.11n HT20_CH06_2437MHz | |
| ANT | 22 | |
| Pol. | Horizontal | Fundamental |
| Peak | 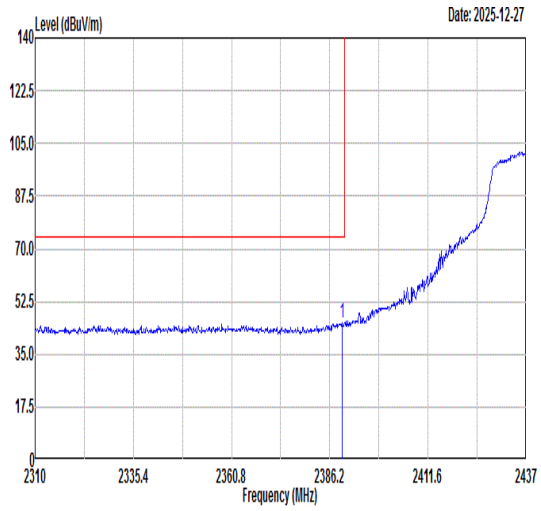 <br>Freq Level Limit Line Margin (dB) Read Level Ant Factor Cable Loss Preamp Factor APos TPos Remark<br>MHz dBuV/m dBuV/m dBuV dB/m dB dB cm deg<br>1 2389.50 45.47 74.00 -28.53 41.83 32.42 5.36 34.14 200 86 PEAK | 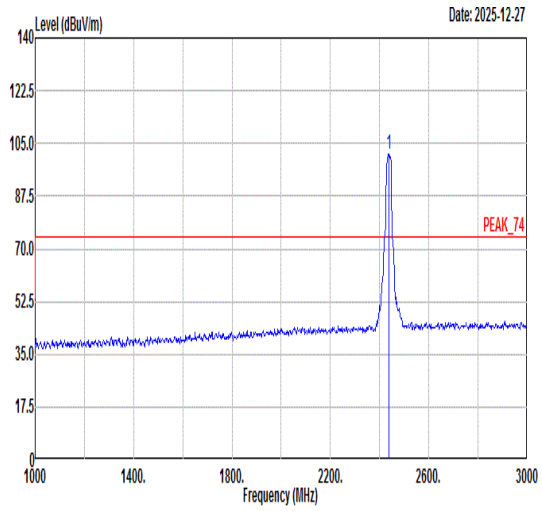 <br>Freq Level Limit Line Margin (dB) Read Level Ant Factor Cable Loss Preamp Factor APos TPos Remark<br>MHz dBuV/m dBuV/m dBuV dB/m dB dB cm deg<br>1 2437.00 101.61 ------ ------ 97.83 32.50 5.41 34.13 200 86 PEAK |
| Avg | 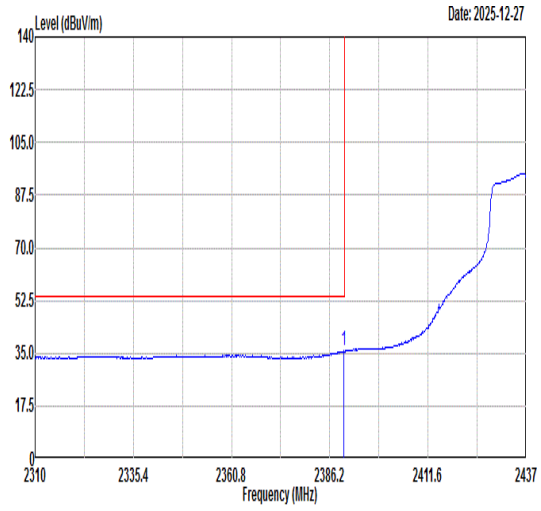 <br>Freq Level Limit Line Margin (dB) Read Level Ant Factor Cable Loss Preamp Factor APos TPos Remark<br>MHz dBuV/m dBuV/m dBuV dB/m dB dB cm deg<br>1 2389.88 35.77 54.00 -18.23 32.13 32.42 5.36 34.14 200 86 AVERAGE | 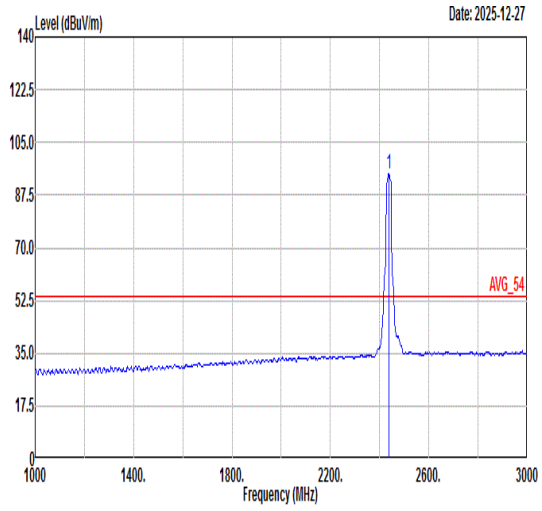 <br>Freq Level Limit Line Margin (dB) Read Level Ant Factor Cable Loss Preamp Factor APos TPos Remark<br>MHz dBuV/m dBuV/m dBuV dB/m dB dB cm deg<br>1 2437.00 94.77 ------ ------ 90.98 32.50 5.41 34.12 200 86 AVERAGE |

| Mode | 21 | |
|---|---|---|
| | Band Edge - R | |
| | 2400-2483.5_802.11n HT20_CH06_2437MHz | |
| ANT | 22 | |
| Pol. | Horizontal | Fundamental |
| Peak | 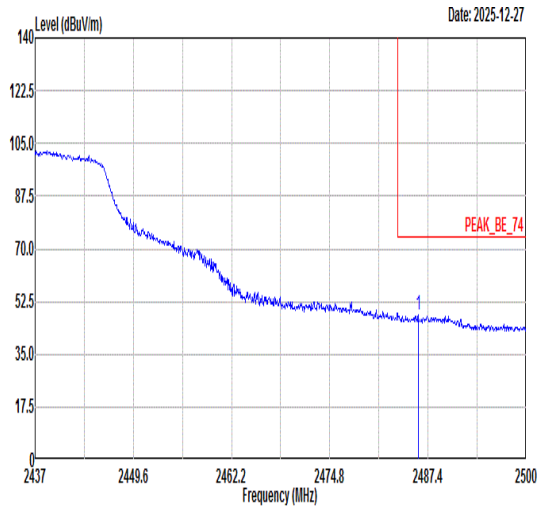 <br>Freq Level Limit Line Margin (dB) Read Level Ant Factor Cable Loss Preamp Factor APos TPos Remark<br>MHz dBuV/m dBuV/m dBuV dB/m dB dB cm deg<br>1 2486.14 48.02 74.00 -25.98 43.61 32.58 5.94 34.11 200 86 PEAK | Blank |
| Avg | 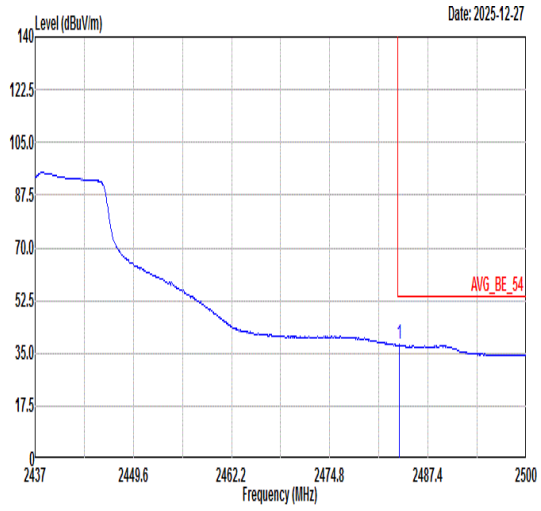 <br>Freq Level Limit Line Margin (dB) Read Level Ant Factor Cable Loss Preamp Factor APos TPos Remark<br>MHz dBuV/m dBuV/m dBuV dB/m dB dB cm deg<br>1 2483.68 37.80 54.00 -16.20 33.39 32.57 5.95 34.11 200 86 AVERAGE | Blank |

| Mode | 21 | |
|---|---|---|
| | Band Edge - L | |
| | 2400-2483.5_802.11n HT20_CH06_2437MHz | |
| ANT | 22 | |
| Pol. | Vertical | Fundamental |
| Peak | 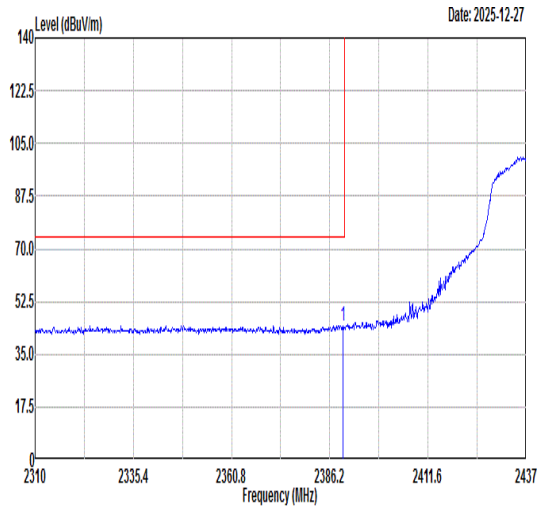 <br>Freq Level Limit Line Margin (dB) Read Level Ant Factor Cable Loss Preamp Factor APos TPos Remark<br>MHz dBuV/m dBuV/m dBuV dB/m dB dB cm deg<br>1 2389.63 44.52 74.00 -29.48 40.88 32.42 5.36 34.14 302 17 PEAK | 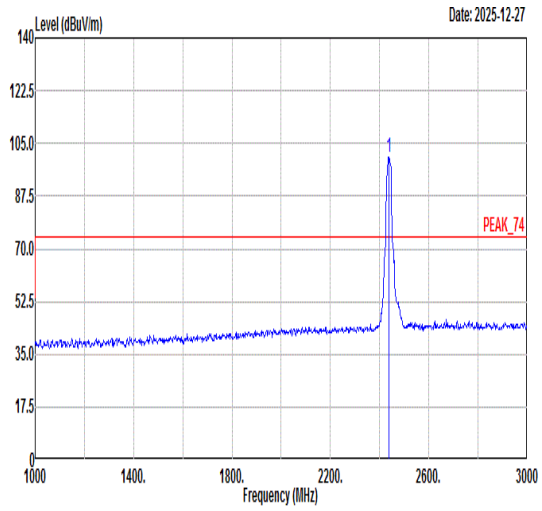 <br>Freq Level Limit Line Margin (dB) Read Level Ant Factor Cable Loss Preamp Factor APos TPos Remark<br>MHz dBuV/m dBuV/m dBuV dB/m dB dB cm deg<br>1 2437.00 100.58 ------ ------ 96.79 32.50 5.41 34.12 302 17 PEAK |
| Avg | 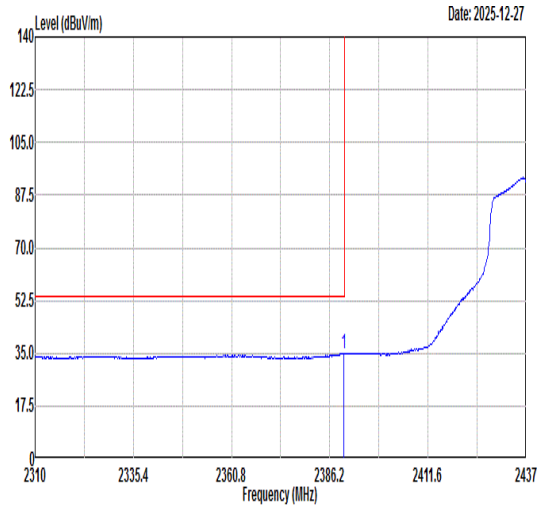 <br>Freq Level Limit Line Margin (dB) Read Level Ant Factor Cable Loss Preamp Factor APos TPos Remark<br>MHz dBuV/m dBuV/m dBuV dB/m dB dB cm deg<br>1 2389.76 34.83 54.00 -19.17 31.19 32.42 5.36 34.14 302 17 AVERAGE | 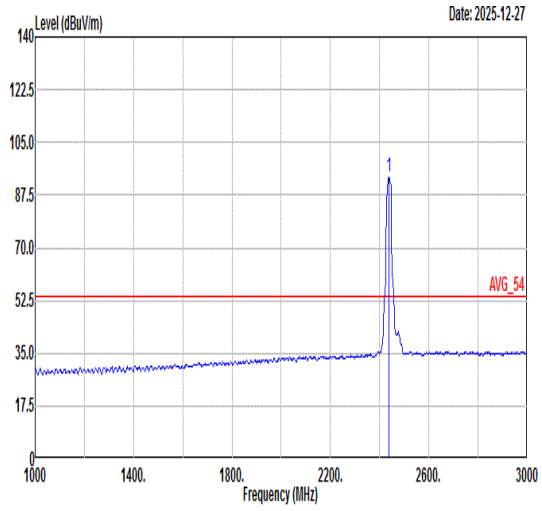 <br>Freq Level Limit Line Margin (dB) Read Level Ant Factor Cable Loss Preamp Factor APos TPos Remark<br>MHz dBuV/m dBuV/m dBuV dB/m dB dB cm deg<br>1 2437.00 93.48 ------ ------ 89.69 32.50 5.41 34.12 302 17 AVERAGE |

| Mode | 21 | |
|---|---|---|
| | Band Edge - R | |
| | 2400-2483.5_802.11n HT20_CH06_2437MHz | |
| ANT | 22 | |
| Pol. | Vertical | Fundamental |
| Peak | 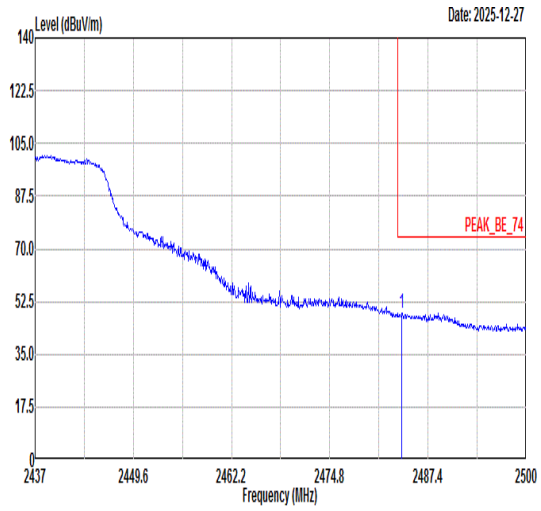 <br>Freq Level Limit Line Margin (dB) Read Level Ant Factor Cable Loss Preamp Factor APos TPos Remark<br>MHz dBuV/m dBuV/m dBuV dB/m dB dB cm deg<br>1 2484.06 48.69 74.00 -25.31 44.29 32.57 5.94 34.11 302 17 PEAK | Blank |
| Avg | 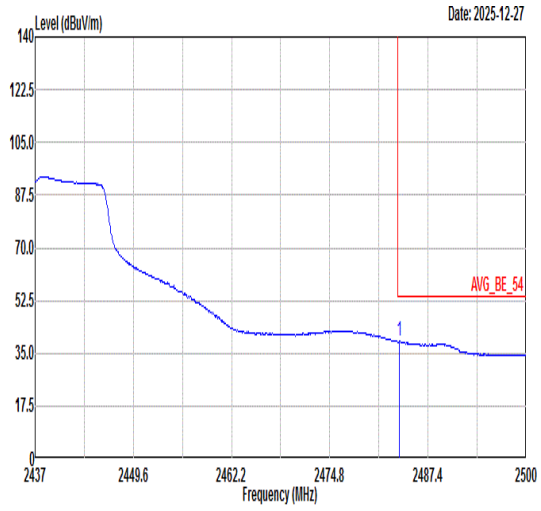 <br>Freq Level Limit Line Margin (dB) Read Level Ant Factor Cable Loss Preamp Factor APos TPos Remark<br>MHz dBuV/m dBuV/m dBuV dB/m dB dB cm deg<br>1 2483.75 38.89 54.00 -15.11 34.48 32.57 5.95 34.11 302 17 AVERAGE | Blank |

| Mode | 21 | |
|---|---|---|
| | Harmonic | |
| | 2400-2483.5_802.11n HT20_CH06_2437MHz | |
| ANT | 22 | |
| Pol. | Horizontal | Vertical |
| Peak<br>Avg | 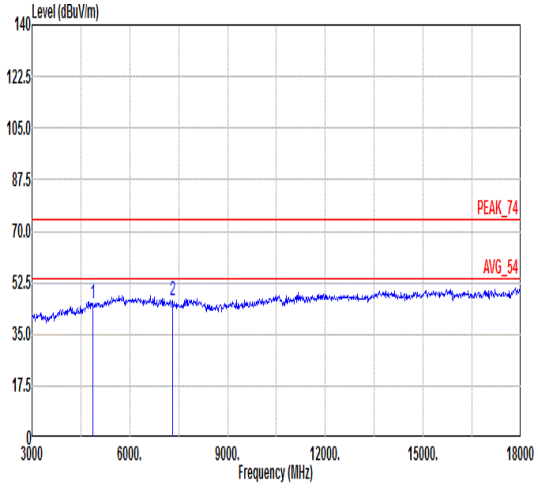 <br><br>Freq Level Limit Line Margin Read Level Ant Factor Cable Loss Preamp Factor APos TPos Remark<br>MHz dBuV/m dBuV/m dB dBuV dB/m dB dB cm deg<br>1 4874.00 45.48 74.00 -28.52 54.29 35.07 8.72 52.60 --- --- Peak<br>2 7311.00 46.38 74.00 -27.62 52.40 36.10 10.18 52.30 --- --- Peak | 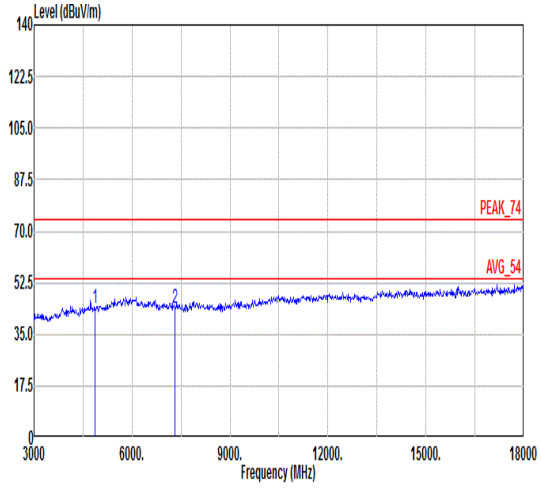 <br><br>Freq Level Limit Line Margin Read Level Ant Factor Cable Loss Preamp Factor APos TPos Remark<br>MHz dBuV/m dBuV/m dB dBuV dB/m dB dB cm deg<br>1 4874.00 43.69 74.00 -30.31 52.50 35.07 8.72 52.60 --- --- Peak<br>2 7311.00 44.04 74.00 -29.96 50.06 36.10 10.18 52.30 --- --- Peak |

| Mode | 22 | |
|---|---|---|
| | Band Edge | |
| | 2400-2483.5_802.11n HT20_CH11_2462MHz | |
| ANT | 22 | |
| Pol. | Horizontal | Fundamental |
| Peak | 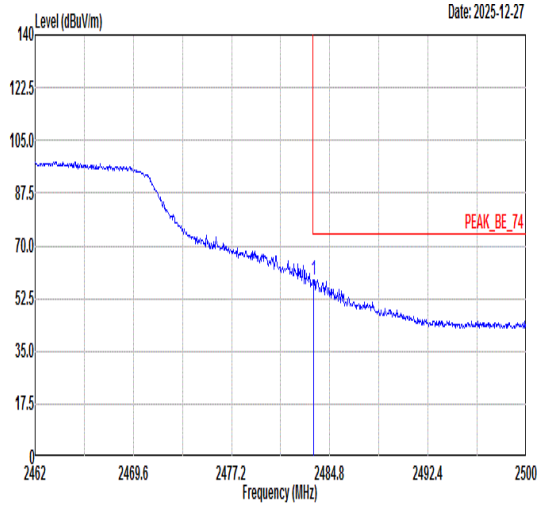 <br>Freq Level Limit Line Margin (dB) Read Level Ant Factor Cable Loss Preamp Factor APos TPos Remark<br>MHz dBuV/m dBuV/m dBuV dB/m dB dB cm deg<br>1 2483.55 58.88 74.00 -15.12 54.47 32.57 5.95 34.11 179 110 PEAK | 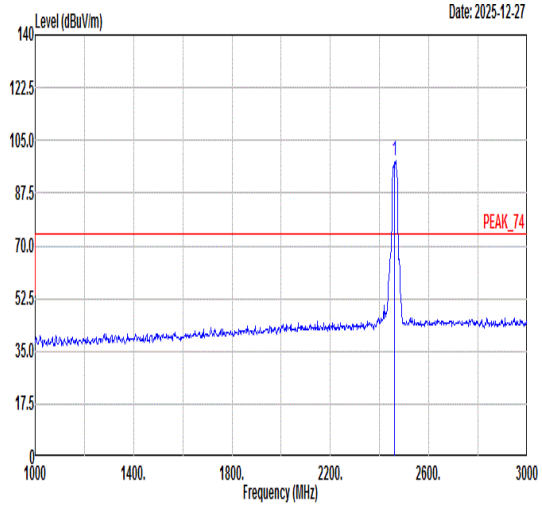 <br>Freq Level Limit Line Margin (dB) Read Level Ant Factor Cable Loss Preamp Factor APos TPos Remark<br>MHz dBuV/m dBuV/m dBuV dB/m dB dB cm deg<br>1 2462.00 98.22 ------ ------ 94.05 32.55 5.73 34.11 179 110 PEAK |
| Avg | 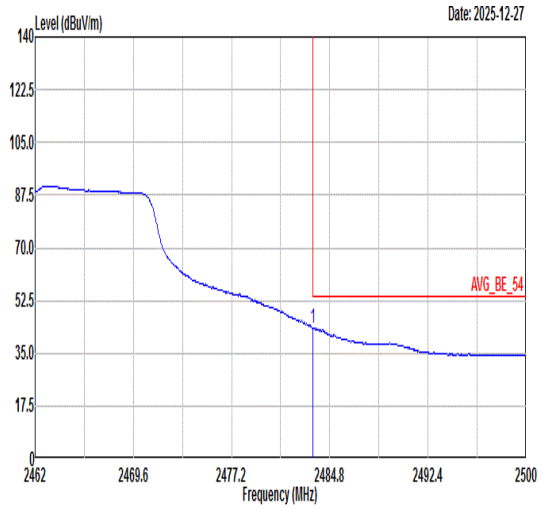 <br>Freq Level Limit Line Margin (dB) Read Level Ant Factor Cable Loss Preamp Factor APos TPos Remark<br>MHz dBuV/m dBuV/m dBuV dB/m dB dB cm deg<br>1 2483.51 43.38 54.00 -10.62 38.97 32.57 5.95 34.11 179 110 AVERAGE | 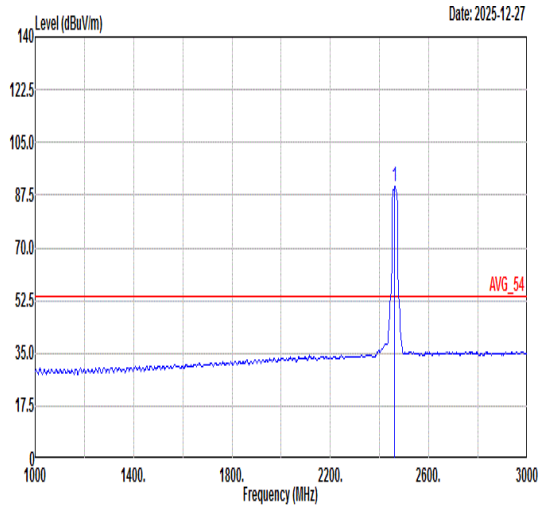 <br>Freq Level Limit Line Margin (dB) Read Level Ant Factor Cable Loss Preamp Factor APos TPos Remark<br>MHz dBuV/m dBuV/m dBuV dB/m dB dB cm deg<br>1 2462.00 90.17 ------ ------ 86.04 32.54 5.70 34.11 179 110 AVERAGE |

| Mode | 22 | |
|---|---|---|
| | Band Edge | |
| | 2400-2483.5_802.11n HT20_CH11_2462MHz | |
| ANT | 22 | |
| Pol. | Vertical | Fundamental |
| Peak | 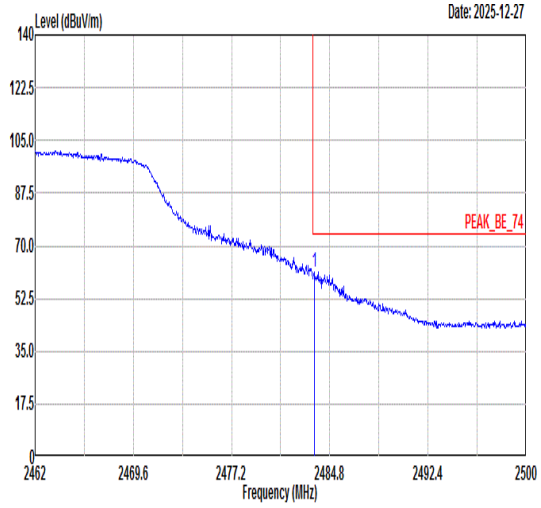 <br>Freq Level Limit Line Margin (dB) Read Level Ant Factor Cable Loss Preamp Factor APos TPos Remark<br>MHz dBuV/m dBuV/m dBuV dB/m dB dB cm deg<br>1 2483.62 61.51 74.00 -12.49 57.10 32.57 5.95 34.11 302 22 PEAK | 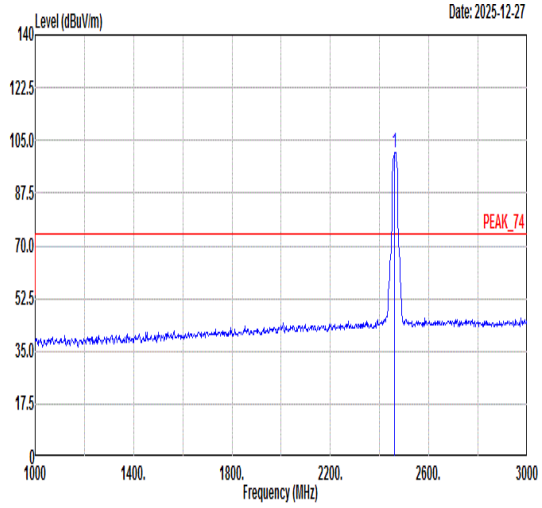 <br>Freq Level Limit Line Margin (dB) Read Level Ant Factor Cable Loss Preamp Factor APos TPos Remark<br>MHz dBuV/m dBuV/m dBuV dB/m dB dB cm deg<br>1 2462.00 101.13 ------ ------ 97.00 32.54 5.70 34.11 302 22 PEAK |
| Avg | 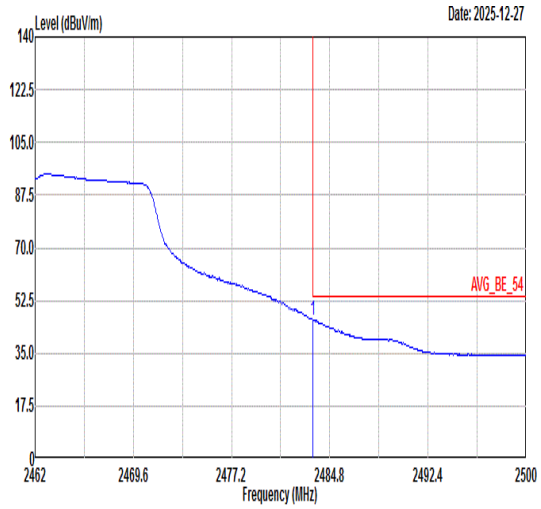 <br>Freq Level Limit Line Margin (dB) Read Level Ant Factor Cable Loss Preamp Factor APos TPos Remark<br>MHz dBuV/m dBuV/m dBuV dB/m dB dB cm deg<br>1 2483.51 46.15 54.00 -7.85 41.74 32.57 5.95 34.11 302 22 AVERAGE | 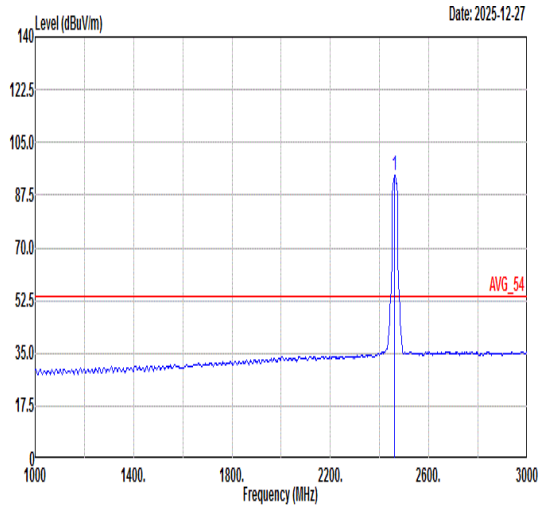 <br>Freq Level Limit Line Margin (dB) Read Level Ant Factor Cable Loss Preamp Factor APos TPos Remark<br>MHz dBuV/m dBuV/m dBuV dB/m dB dB cm deg<br>1 2462.00 93.92 ------ ------ 89.82 32.54 5.68 34.12 302 22 AVERAGE |

| Mode | 22 | |
|---|---|---|
| | Harmonic | |
| | 2400-2483.5_802.11n HT20_CH11_2462MHz | |
| ANT | 22 | |
| Pol. | Horizontal | Vertical |
| Peak<br>Avg | 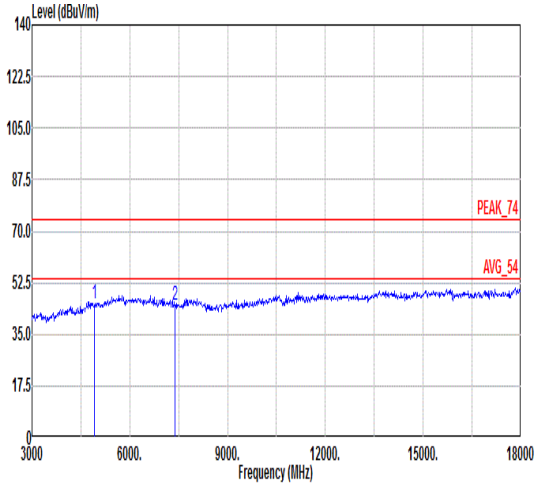 <br><br>Freq Level Limit Line Margin Read Level Ant Factor Cable Loss Preamp Factor APos TPos Remark<br>MHz dBuV/m dBuV/m dB dBuV dB/m dB dB cm deg<br>1 4924.00 45.36 74.00 -28.64 54.11 35.12 8.57 52.44 --- --- Peak<br>2 7386.00 45.14 74.00 -28.86 51.16 36.10 10.18 52.30 --- --- Peak | 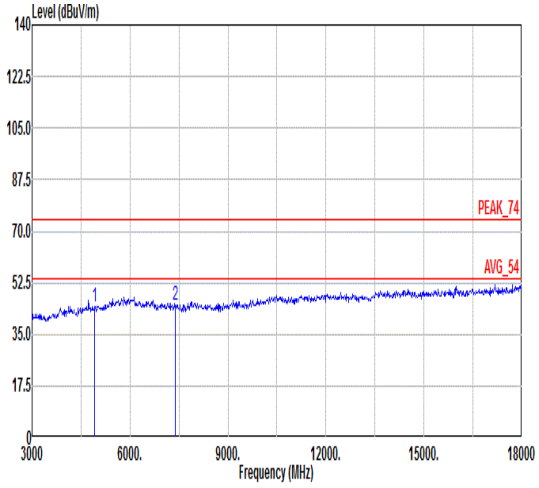 <br><br>Freq Level Limit Line Margin Read Level Ant Factor Cable Loss Preamp Factor APos TPos Remark<br>MHz dBuV/m dBuV/m dB dBuV dB/m dB dB cm deg<br>1 4924.00 44.49 74.00 -29.51 53.24 35.12 8.57 52.44 --- --- Peak<br>2 7386.00 44.84 74.00 -29.16 50.86 36.10 10.18 52.30 --- --- Peak |

| Mode | 23 | |
|---|---|---|
| | Band Edge | |
| | 2400-2483.5_802.11n HT20_CH12_2467MHz | |
| ANT | 22 | |
| Pol. | Horizontal | Fundamental |
| Peak | 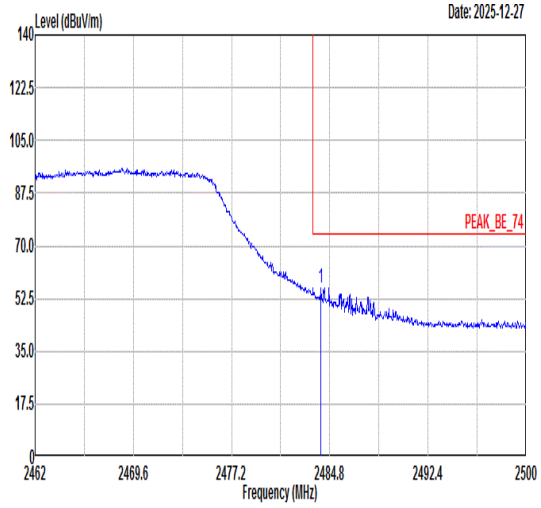 <br>Freq Level Limit Line Margin (dB) Read Level Ant Factor Cable Loss Preamp Factor APos TPos Remark<br>MHz dBuV/m dBuV/m dBuV dB/m dB dB cm deg<br>1 2484.12 56.24 74.00 -17.76 51.84 32.57 5.94 34.11 157 83 PEAK | 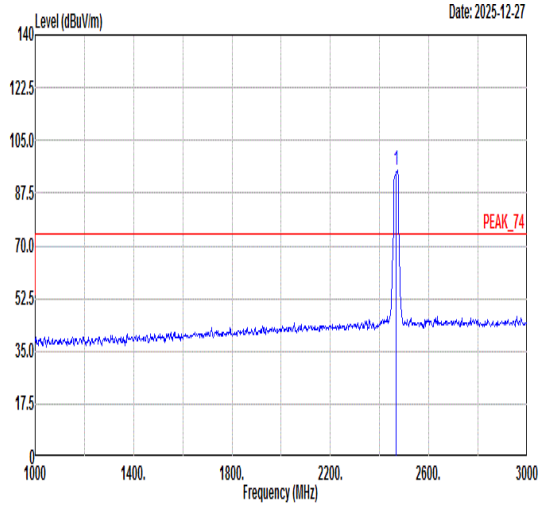 <br>Freq Level Limit Line Margin (dB) Read Level Ant Factor Cable Loss Preamp Factor APos TPos Remark<br>MHz dBuV/m dBuV/m dBuV dB/m dB dB cm deg<br>1 2467.00 95.09 ------ ------ 90.80 32.56 5.84 34.11 157 83 PEAK |
| Avg | 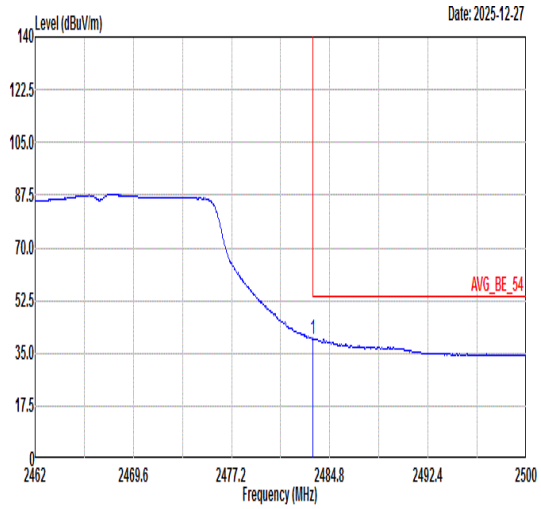 <br>Freq Level Limit Line Margin (dB) Read Level Ant Factor Cable Loss Preamp Factor APos TPos Remark<br>MHz dBuV/m dBuV/m dBuV dB/m dB dB cm deg<br>1 2483.51 39.76 54.00 -14.24 35.35 32.57 5.95 34.11 157 83 AVERAGE | 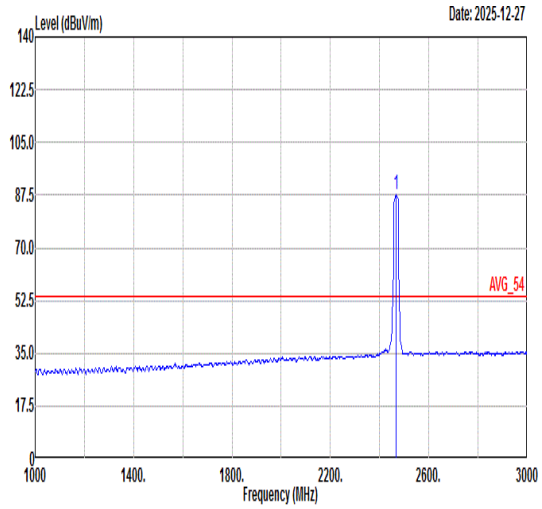 <br>Freq Level Limit Line Margin (dB) Read Level Ant Factor Cable Loss Preamp Factor APos TPos Remark<br>MHz dBuV/m dBuV/m dBuV dB/m dB dB cm deg<br>1 2467.00 87.44 ------ ------ 83.27 32.55 5.73 34.11 157 83 AVERAGE |

| Mode | 23 | |
|---|---|---|
| | Band Edge | |
| | 2400-2483.5_802.11n HT20_CH12_2467MHz | |
| ANT | 22 | |
| Pol. | Vertical | Fundamental |
| Peak | 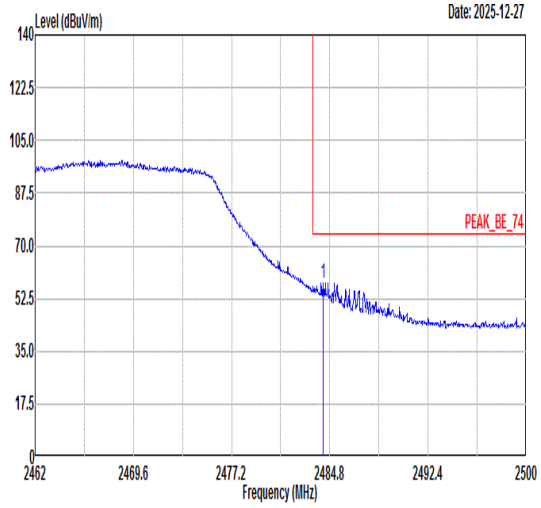 <br>Freq Level Limit Line Margin (dB) Read Level Ant Factor Cable Loss Preamp Factor APos TPos Remark<br>MHz dBuV/m dBuV/m dBuV dB/m dB dB cm deg<br>1 2484.27 57.82 74.00 -16.18 53.42 32.57 5.94 34.11 303 28 PEAK | 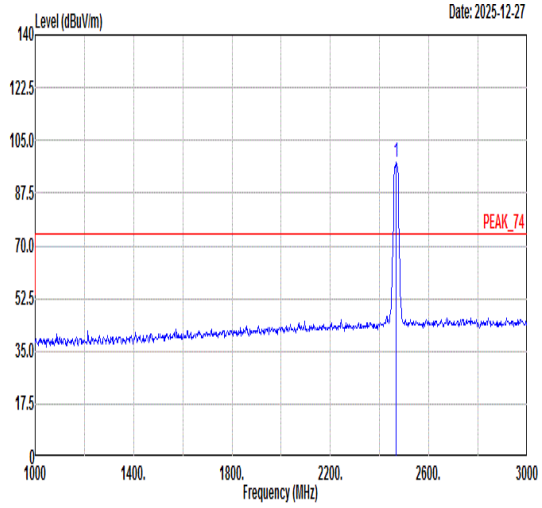 <br>Freq Level Limit Line Margin (dB) Read Level Ant Factor Cable Loss Preamp Factor APos TPos Remark<br>MHz dBuV/m dBuV/m dBuV dB/m dB dB cm deg<br>1 2467.00 97.48 ------ ------ 93.31 32.55 5.73 34.11 303 28 PEAK |
| Avg | 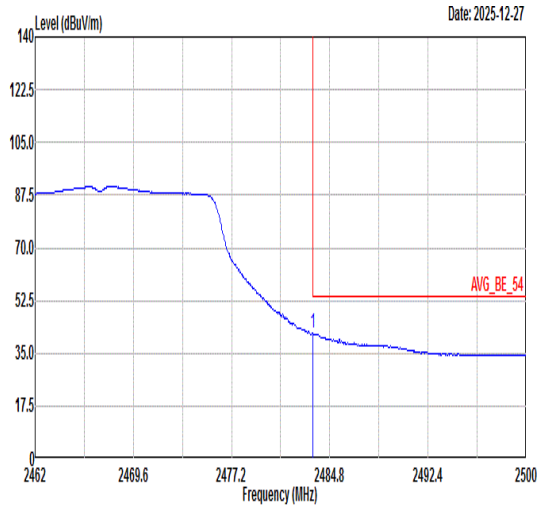 <br>Freq Level Limit Line Margin (dB) Read Level Ant Factor Cable Loss Preamp Factor APos TPos Remark<br>MHz dBuV/m dBuV/m dBuV dB/m dB dB cm deg<br>1 2483.51 41.53 54.00 -12.47 37.12 32.57 5.95 34.11 303 28 AVERAGE | 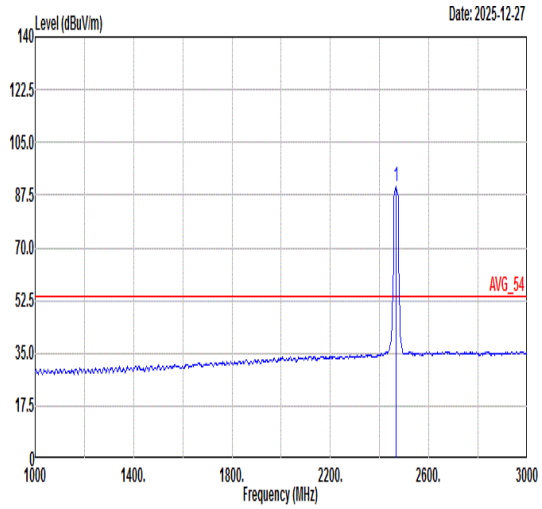 <br>Freq Level Limit Line Margin (dB) Read Level Ant Factor Cable Loss Preamp Factor APos TPos Remark<br>MHz dBuV/m dBuV/m dBuV dB/m dB dB cm deg<br>1 2467.00 90.13 ------ ------ 85.93 32.55 5.76 34.11 303 28 AVERAGE |

| Mode | 23 | |
|---|---|---|
| | Harmonic | |
| | 2400-2483.5_802.11n HT20_CH12_2467MHz | |
| ANT | 22 | |
| Pol. | Horizontal | Vertical |
| Peak<br>Avg | 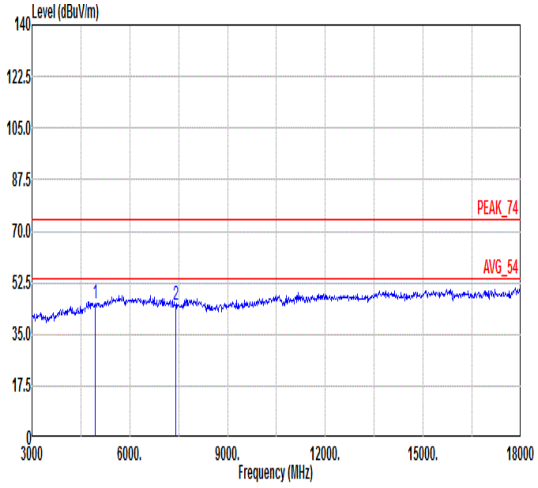 <br><br>Freq Level Limit Line Margin Read Level Ant Factor Cable Loss Preamp Factor APos TPos Remark<br>MHz dBuV/m dBuV/m dB dBuV dB/m dB dB cm deg<br>1 4934.00 45.36 74.00 -28.64 54.10 35.13 8.54 52.41 --- --- Peak<br>2 7401.00 45.16 74.00 -28.84 51.18 36.10 10.18 52.30 --- --- Peak | 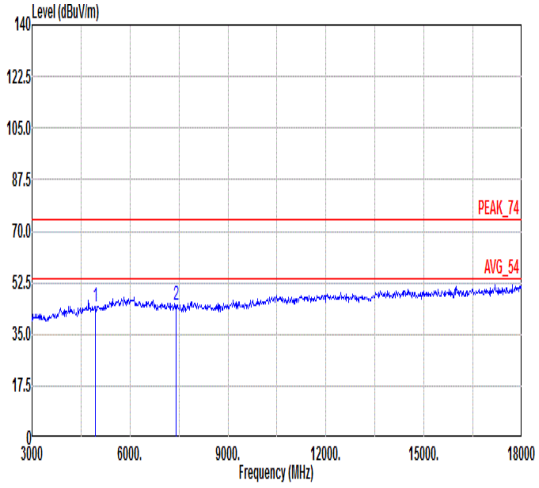 <br><br>Freq Level Limit Line Margin Read Level Ant Factor Cable Loss Preamp Factor APos TPos Remark<br>MHz dBuV/m dBuV/m dB dBuV dB/m dB dB cm deg<br>1 4934.00 44.49 74.00 -29.51 53.23 35.13 8.54 52.41 --- --- Peak<br>2 7401.00 44.84 74.00 -29.16 50.86 36.10 10.18 52.30 --- --- Peak |

| Mode | 28 | |
|---|---|---|
| | Band Edge | |
| | 2400-2483.5_802.11g_CH02_2417MHz | |
| ANT | 22 | |
| Pol. | Horizontal | Fundamental |
| Peak | 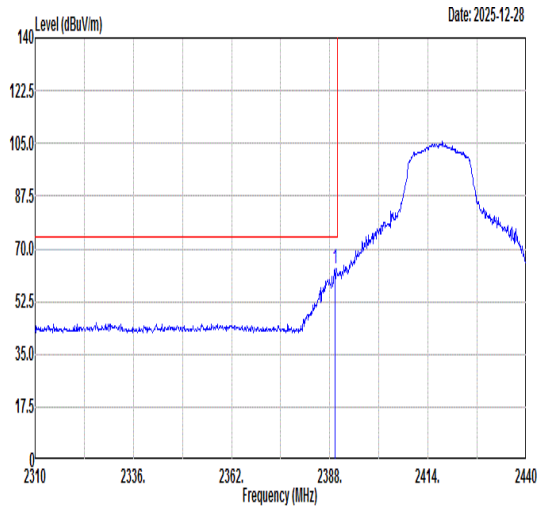 <br>Freq Level Limit Line Margin (dB) Read Level Ant Factor Cable Loss Preamp Factor APos TPos Remark<br>MHz dBuV/m dBuV/m dBuV dB/m dB dB cm deg<br>1 2389.30 63.37 74.00 -10.63 59.73 32.42 5.36 34.14 208 114 PEAK | 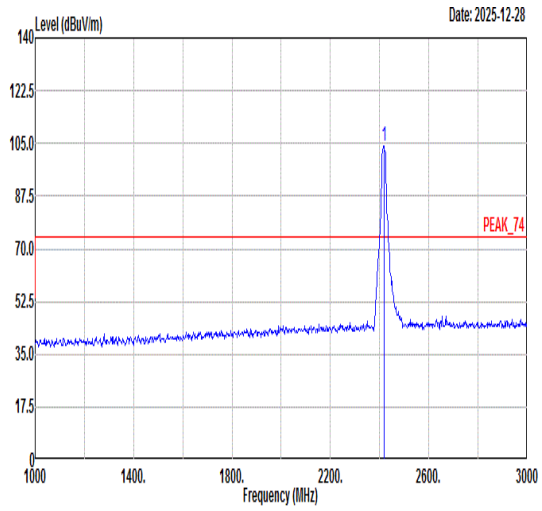 <br>Freq Level Limit Line Margin (dB) Read Level Ant Factor Cable Loss Preamp Factor APos TPos Remark<br>MHz dBuV/m dBuV/m dBuV dB/m dB dB cm deg<br>1 2417.00 104.23 ------ ------ 100.50 32.47 5.39 34.13 208 114 PEAK |
| Avg | 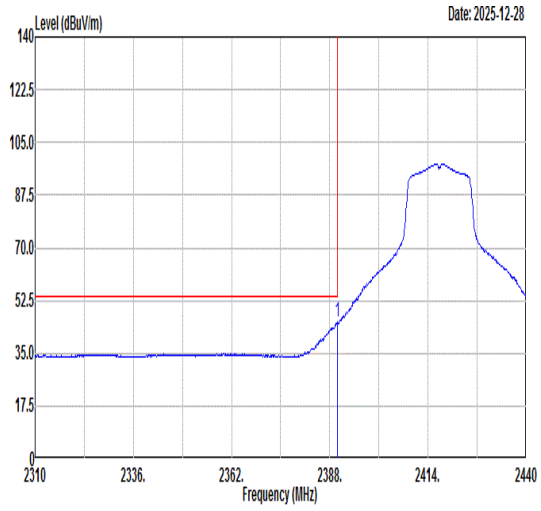 <br>Freq Level Limit Line Margin (dB) Read Level Ant Factor Cable Loss Preamp Factor APos TPos Remark<br>MHz dBuV/m dBuV/m dBuV dB/m dB dB cm deg<br>1 2389.95 45.17 54.00 -8.83 41.53 32.42 5.36 34.14 208 114 AVERAGE | 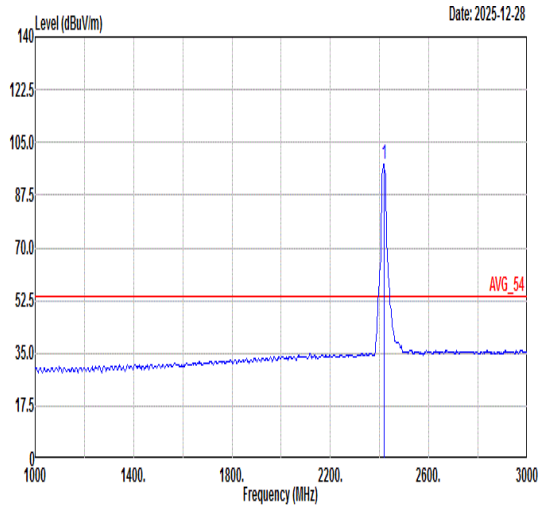 <br>Freq Level Limit Line Margin (dB) Read Level Ant Factor Cable Loss Preamp Factor APos TPos Remark<br>MHz dBuV/m dBuV/m dBuV dB/m dB dB cm deg<br>1 2417.00 97.70 ------ ------ 93.97 32.47 5.39 34.13 208 114 AVERAGE |

| Mode | 28 | |
|---|---|---|
| | Band Edge | |
| | 2400-2483.5_802.11g_CH02_2417MHz | |
| ANT | 22 | |
| Pol. | Vertical | Fundamental |
| Peak | 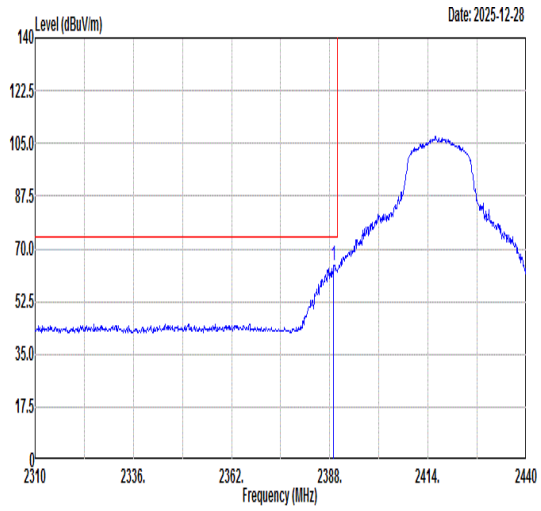 <br>Freq Level Limit Line Margin (dB) Read Level Ant Factor Cable Loss Preamp Factor APos TPos Remark<br>MHz dBuV/m dBuV/m dBuV dB/m dB dB cm deg<br>1 2389.04 64.49 74.00 -9.51 60.85 32.42 5.36 34.14 400 15 PEAK | 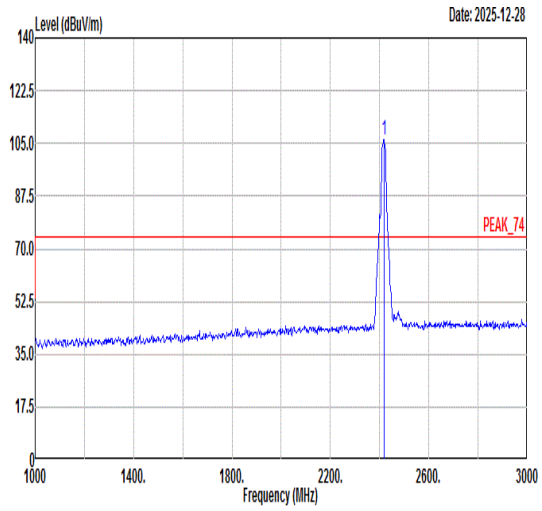 <br>Freq Level Limit Line Margin (dB) Read Level Ant Factor Cable Loss Preamp Factor APos TPos Remark<br>MHz dBuV/m dBuV/m dBuV dB/m dB dB cm deg<br>1 2417.00 106.30 ------ ------ 102.57 32.47 5.39 34.13 400 15 PEAK |
| Avg | 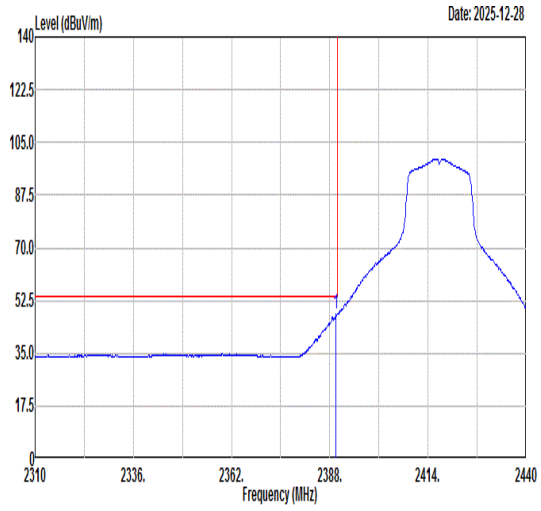 <br>Freq Level Limit Line Margin (dB) Read Level Ant Factor Cable Loss Preamp Factor APos TPos Remark<br>MHz dBuV/m dBuV/m dBuV dB/m dB dB cm deg<br>1 2389.69 47.96 54.00 -6.04 44.32 32.42 5.36 34.14 400 15 AVERAGE | 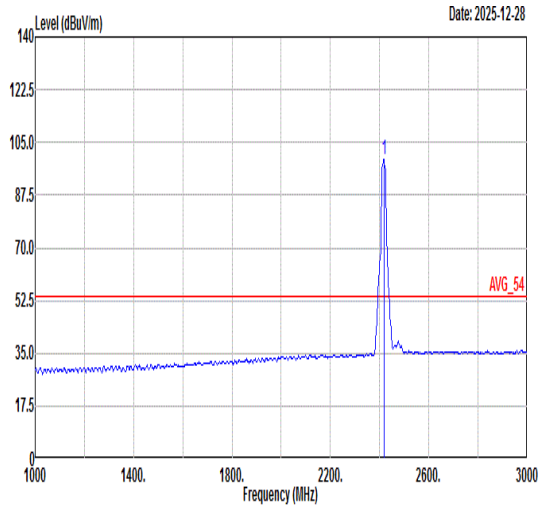 <br>Freq Level Limit Line Margin (dB) Read Level Ant Factor Cable Loss Preamp Factor APos TPos Remark<br>MHz dBuV/m dBuV/m dBuV dB/m dB dB cm deg<br>1 2417.00 99.25 ------ ------ 95.52 32.47 5.39 34.13 400 15 AVERAGE |

| Mode | 29 | |
|---|---|---|
| | Band Edge | |
| | 2400-2483.5_802.11g_CH10_2457MHz | |
| ANT | 22 | |
| Pol. | Horizontal | Fundamental |
| Peak | 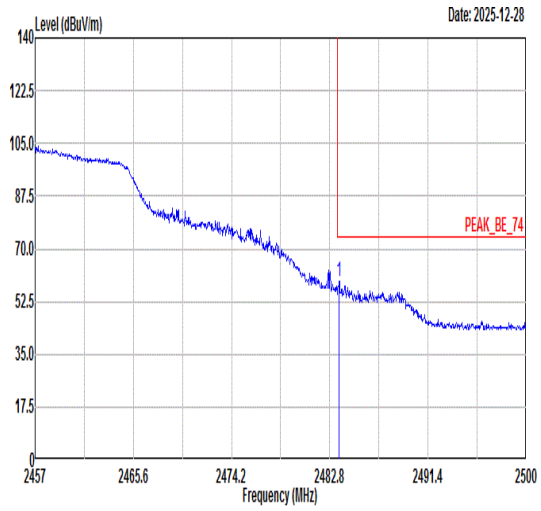 <br>Freq Level Limit Line Margin (dB) Read Level Ant Factor Cable Loss Preamp Factor APos TPos Remark<br>MHz dBuV/m dBuV/m dBuV dB/m dB dB cm deg<br>1 2483.62 59.37 74.00 -14.63 54.96 32.57 5.95 34.11 177 86 PEAK | 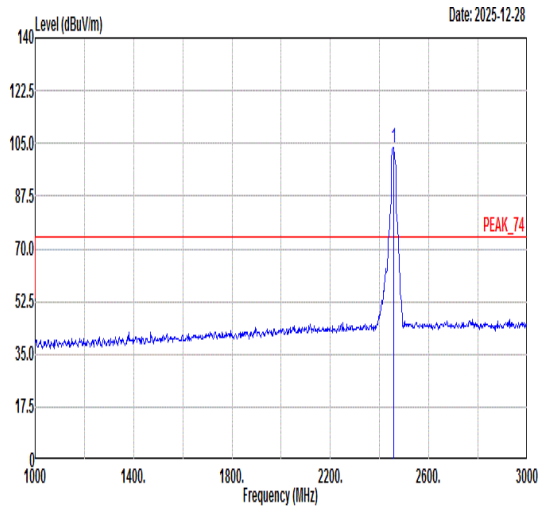 <br>Freq Level Limit Line Margin (dB) Read Level Ant Factor Cable Loss Preamp Factor APos TPos Remark<br>MHz dBuV/m dBuV/m dBuV dB/m dB dB cm deg<br>1 2457.00 103.81 ------ ------ 99.81 32.53 5.59 34.12 177 86 PEAK |
| Avg | 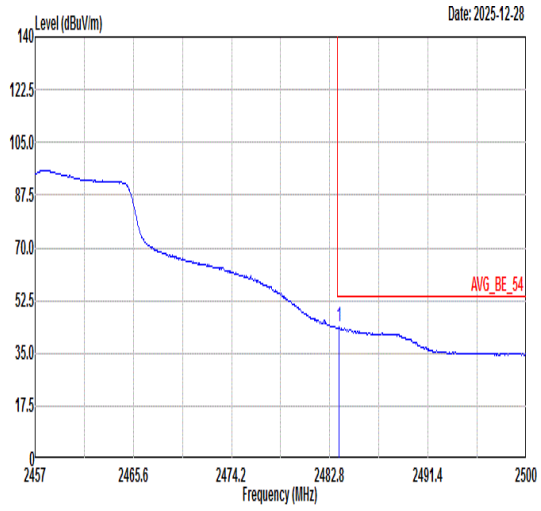 <br>Freq Level Limit Line Margin (dB) Read Level Ant Factor Cable Loss Preamp Factor APos TPos Remark<br>MHz dBuV/m dBuV/m dBuV dB/m dB dB cm deg<br>1 2483.62 43.60 54.00 -10.40 39.19 32.57 5.95 34.11 177 86 AVERAGE | 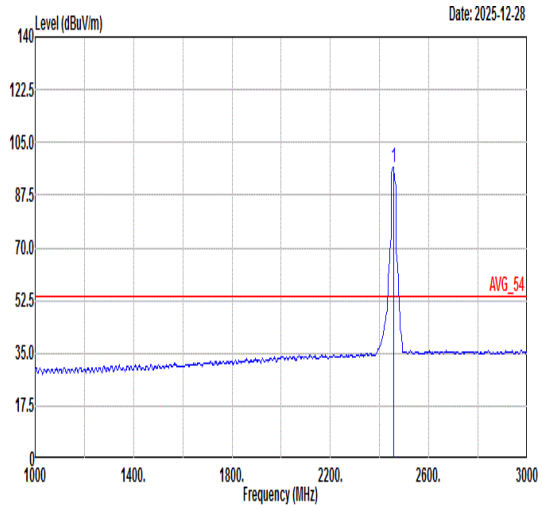 <br>Freq Level Limit Line Margin (dB) Read Level Ant Factor Cable Loss Preamp Factor APos TPos Remark<br>MHz dBuV/m dBuV/m dBuV dB/m dB dB cm deg<br>1 2457.00 96.56 ------ ------ 92.56 32.53 5.59 34.12 177 86 AVERAGE |

| Mode | 29 | |
|---|---|---|
| | Band Edge | |
| | 2400-2483.5_802.11g_CH10_2457MHz | |
| ANT | 22 | |
| Pol. | Vertical | Fundamental |
| Peak | 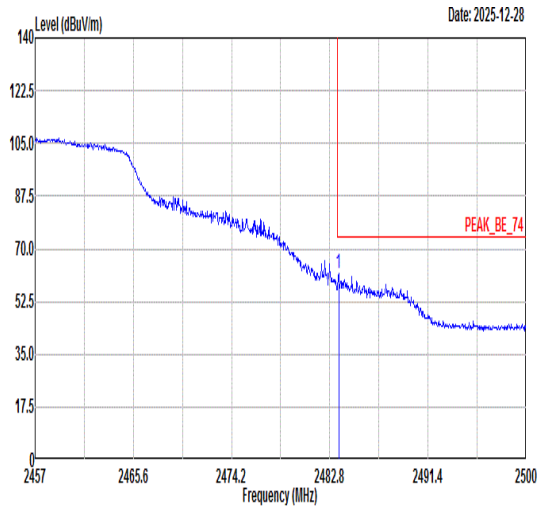 <br>Freq Level Limit Line Margin (dB) Read Level Ant Factor Cable Loss Preamp Factor APos TPos Remark<br>MHz dBuV/m dBuV/m dBuV dB/m dB dB cm deg<br>1 2483.57 61.83 74.00 -12.17 57.42 32.57 5.95 34.11 300 24 PEAK | 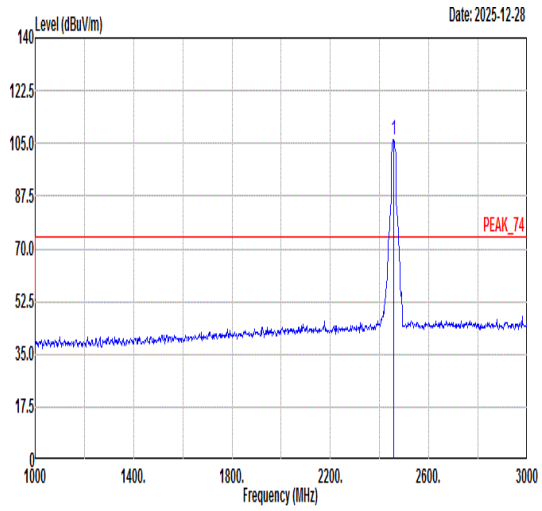 <br>Freq Level Limit Line Margin (dB) Read Level Ant Factor Cable Loss Preamp Factor APos TPos Remark<br>MHz dBuV/m dBuV/m dBuV dB/m dB dB cm deg<br>1 2457.00 106.38 ------ ------ 102.38 32.53 5.59 34.12 300 24 PEAK |
| Avg | 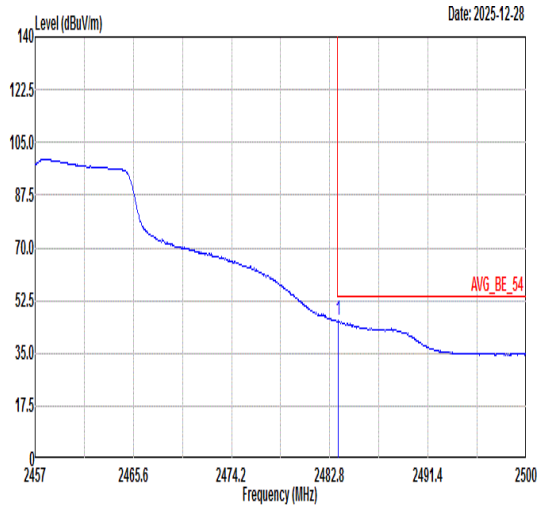 <br>Freq Level Limit Line Margin (dB) Read Level Ant Factor Cable Loss Preamp Factor APos TPos Remark<br>MHz dBuV/m dBuV/m dBuV dB/m dB dB cm deg<br>1 2483.53 45.72 54.00 -8.28 41.31 32.57 5.95 34.11 300 24 AVERAGE | 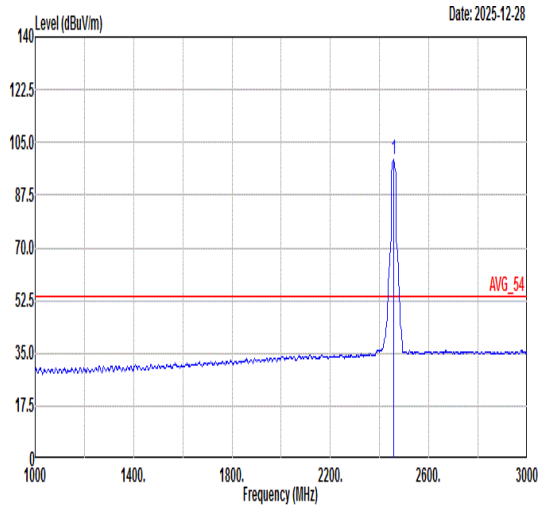 <br>Freq Level Limit Line Margin (dB) Read Level Ant Factor Cable Loss Preamp Factor APos TPos Remark<br>MHz dBuV/m dBuV/m dBuV dB/m dB dB cm deg<br>1 2457.00 99.35 ------ ------ 95.35 32.53 5.59 34.12 300 24 AVERAGE |

| Mode | 30 | |
|---|---|---|
| | Band Edge | |
| | 2400-2483.5_802.11ax HE20_CH10_2457MHz | |
| ANT | 22 | |
| Pol. | Horizontal | Fundamental |
| Peak | 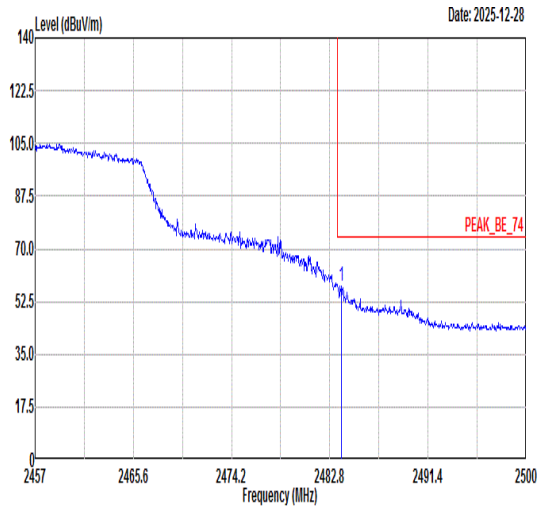 <br>Freq Level Limit Line Margin (dB) Read Level Ant Factor Cable Loss Preamp Factor APos TPos Remark<br>MHz dBuV/m dBuV/m dBuV dB/m dB dB cm deg<br>1 2483.79 57.83 74.00 -16.17 53.42 32.57 5.95 34.11 162 85 PEAK | 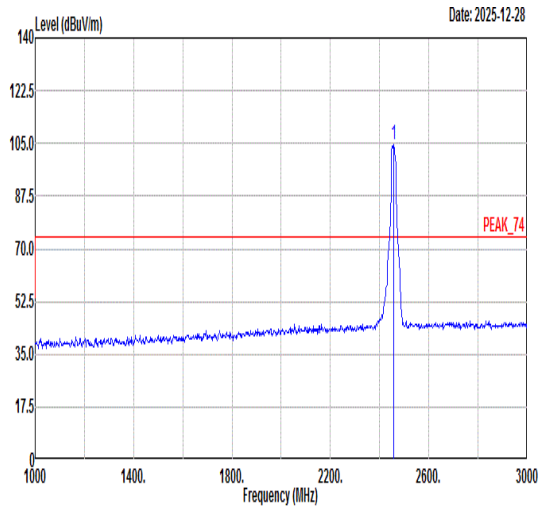 <br>Freq Level Limit Line Margin (dB) Read Level Ant Factor Cable Loss Preamp Factor APos TPos Remark<br>MHz dBuV/m dBuV/m dBuV dB/m dB dB cm deg<br>1 2457.00 104.74 ------ ------ 100.74 32.53 5.59 34.12 162 85 PEAK |
| Avg | 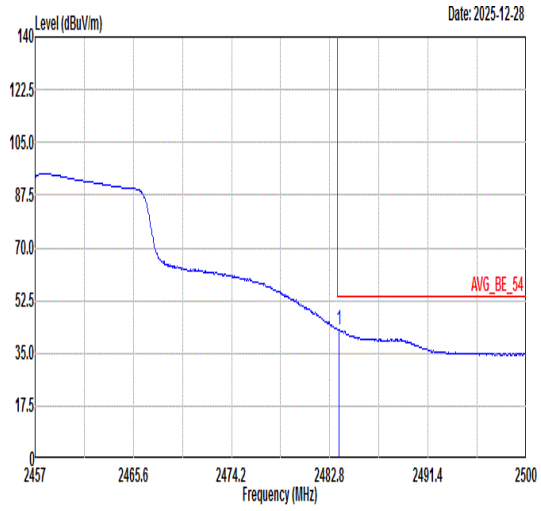 <br>Freq Level Limit Line Margin (dB) Read Level Ant Factor Cable Loss Preamp Factor APos TPos Remark<br>MHz dBuV/m dBuV/m dBuV dB/m dB dB cm deg<br>1 2483.62 42.90 54.00 -11.10 38.49 32.57 5.95 34.11 162 85 AVERAGE | 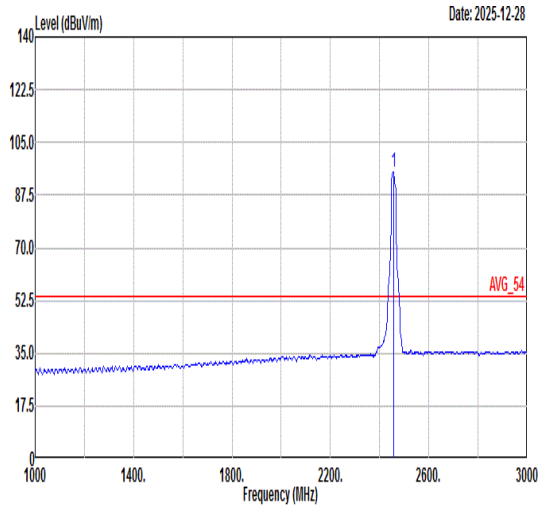 <br>Freq Level Limit Line Margin (dB) Read Level Ant Factor Cable Loss Preamp Factor APos TPos Remark<br>MHz dBuV/m dBuV/m dBuV dB/m dB dB cm deg<br>1 2457.00 94.99 ------ ------ 90.99 32.53 5.59 34.12 162 85 AVERAGE |

| Mode | 30 | |
|---|---|---|
| | Band Edge | |
| | 2400-2483.5_802.11ax HE20_CH10_2457MHz | |
| ANT | 22 | |
| Pol. | Vertical | Fundamental |
| Peak | 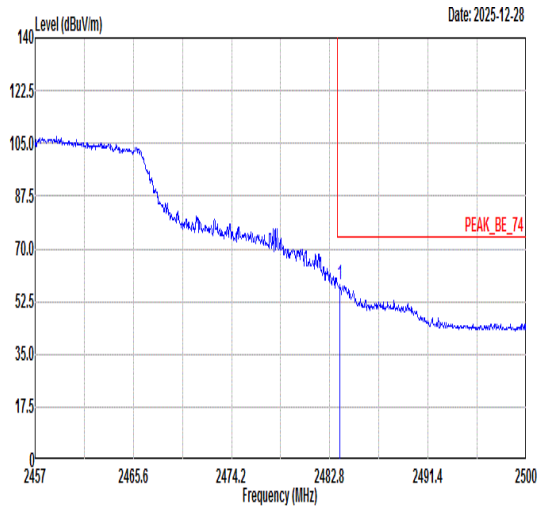 <br>Freq Level Limit Line Margin (dB) Read Level Ant Factor Cable Loss Preamp Factor APos TPos Remark<br>MHz dBuV/m dBuV/m dBuV dB/m dB dB cm deg<br>1 2483.70 57.91 74.00 -16.09 53.50 32.57 5.95 34.11 300 24 PEAK | 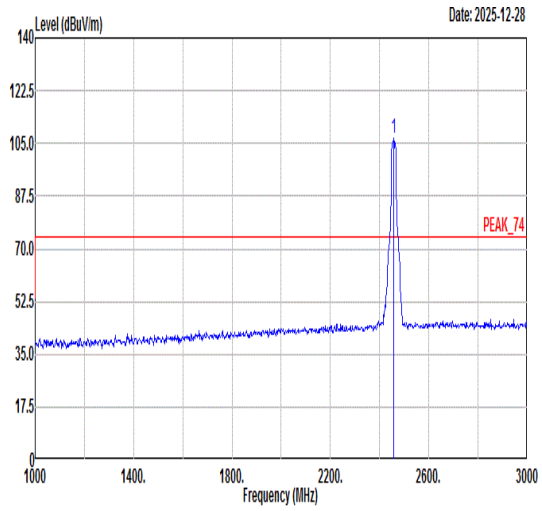 <br>Freq Level Limit Line Margin (dB) Read Level Ant Factor Cable Loss Preamp Factor APos TPos Remark<br>MHz dBuV/m dBuV/m dBuV dB/m dB dB cm deg<br>1 2457.00 106.67 ------ ------ 102.64 32.53 5.62 34.12 300 24 PEAK |
| Avg | 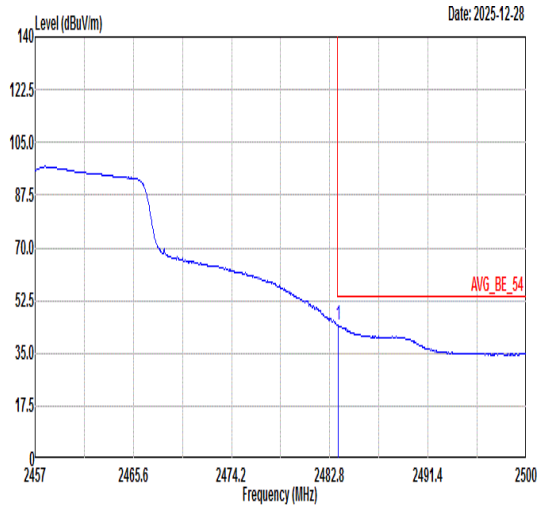 <br>Freq Level Limit Line Margin (dB) Read Level Ant Factor Cable Loss Preamp Factor APos TPos Remark<br>MHz dBuV/m dBuV/m dBuV dB/m dB dB cm deg<br>1 2483.53 44.28 54.00 -9.72 39.87 32.57 5.95 34.11 300 24 AVERAGE | 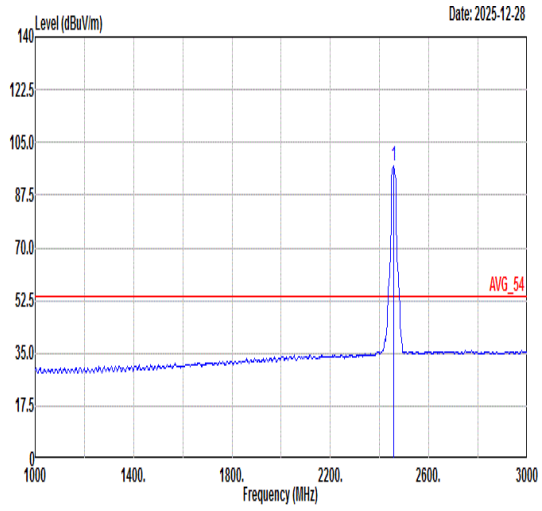 <br>Freq Level Limit Line Margin (dB) Read Level Ant Factor Cable Loss Preamp Factor APos TPos Remark<br>MHz dBuV/m dBuV/m dBuV dB/m dB dB cm deg<br>1 2457.00 96.96 ------ ------ 92.96 32.53 5.59 34.12 300 24 AVERAGE |