Mode	18	
	Band Edge	
	U-NII-2C_5.47-5.725_802.11n HT20_CH140_Full_5700MHz	
ANT	22	
Pol.	Horizontal	Fundamental
Peak	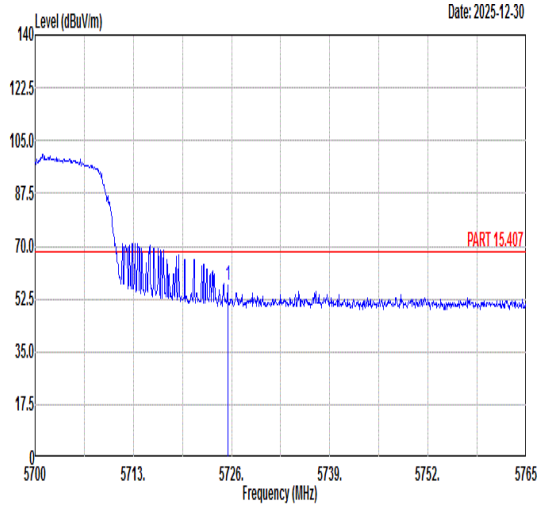 Freq Level Limit Line Margin (dB) Read Level Ant Factor Cable Loss Preamp Factor APos TPos Remark MHz dBuV/m dBuV/m dBuV dB/m dB dB cm deg 1 5725.48 56.98 68.30 -11.32 44.59 35.82 10.02 33.45 125 57 PEAK	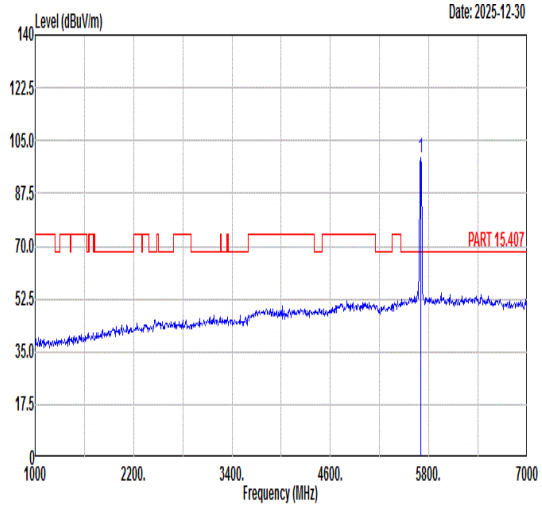 Freq Level Limit Line Margin (dB) Read Level Ant Factor Cable Loss Preamp Factor APos TPos Remark MHz dBuV/m dBuV/m dBuV dB/m dB dB cm deg 1 5700.00 99.34 ------ ------ 87.02 35.79 9.97 33.44 125 57 PEAK
Avg	Blank	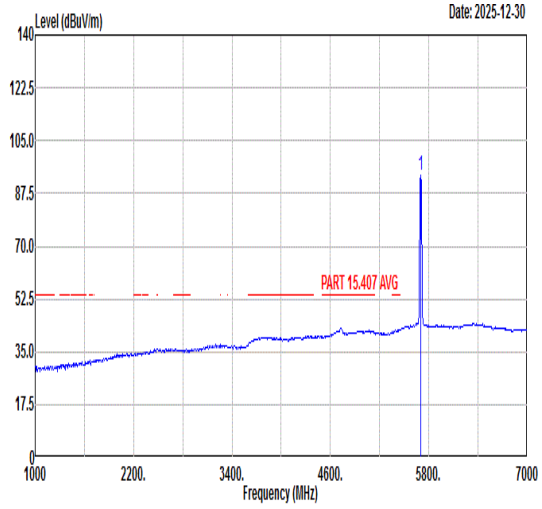 Freq Level Limit Line Margin (dB) Read Level Ant Factor Cable Loss Preamp Factor APos TPos Remark MHz dBuV/m dBuV/m dBuV dB/m dB dB cm deg 1 5700.00 93.61 ------ ------ 81.31 35.78 9.96 33.44 125 57 AVERAGE

Mode	18	
	Band Edge	
	U-NII-2C_5.47-5.725_802.11n HT20_CH140_Full_5700MHz	
ANT	22	
Pol.	Vertical	Fundamental
Peak	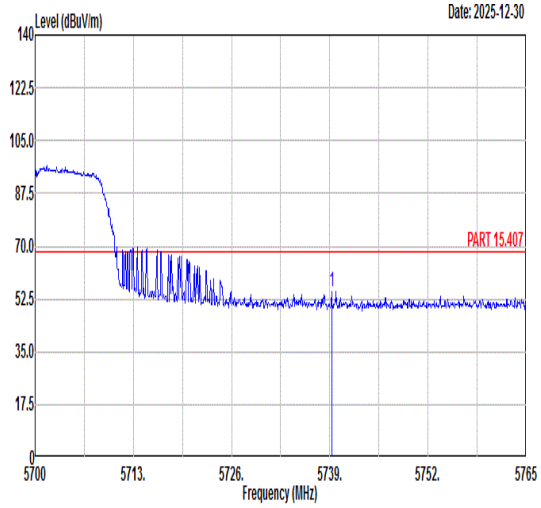 Freq Level Limit Line Margin (dB) Read Level Ant Factor Cable Loss Preamp Factor APos TPos Remark MHz dBuV/m dBuV/m dBuV dB/m dB dB cm deg 1 5739.26 54.89 68.30 -13.41 42.46 35.83 10.05 33.45 395 201 PEAK	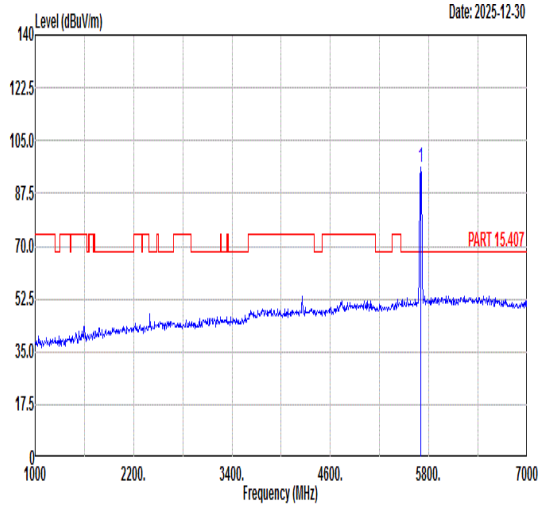 Freq Level Limit Line Margin (dB) Read Level Ant Factor Cable Loss Preamp Factor APos TPos Remark MHz dBuV/m dBuV/m dBuV dB/m dB dB cm deg 1 5700.00 96.41 ------ ------ 84.09 35.79 9.97 33.44 395 201 PEAK
Avg	Blank	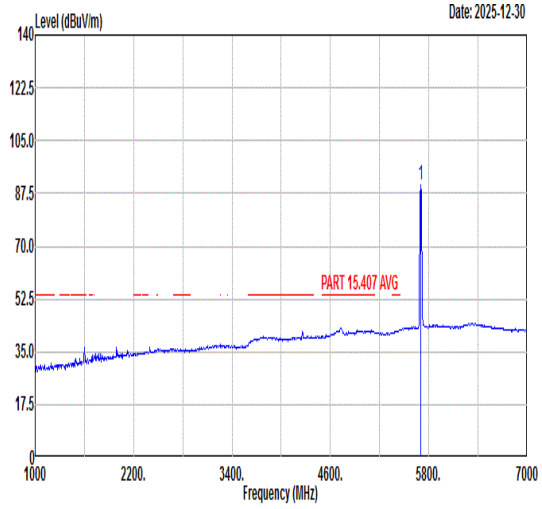 Freq Level Limit Line Margin (dB) Read Level Ant Factor Cable Loss Preamp Factor APos TPos Remark MHz dBuV/m dBuV/m dBuV dB/m dB dB cm deg 1 5700.00 90.14 ------ ------ 77.82 35.79 9.97 33.44 395 201 AVERAGE

Mode	18	
	Harmonic	
	U-NII-2C_5.47-5.725_802.11n HT20_CH140_Full_5700MHz	
ANT	23	
Pol.	Horizontal	Vertical
Peak Avg	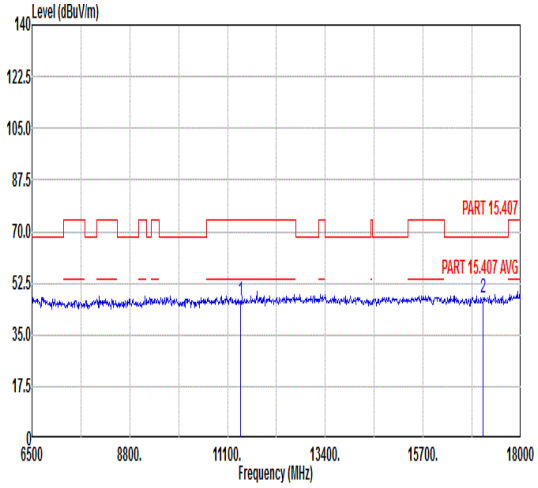 Freq Level Limit Line Margin Read Level Ant Factor Cable Loss Preamp Factor APos TPos Remark MHz dBuV/m dBuV/m dB dBuV dB/m dB dB cm deg 1 11400.00 46.60 74.00 -27.40 45.93 38.42 12.81 50.56 --- --- Peak 2 17100.00 47.70 68.30 -20.60 42.22 42.68 15.62 52.82 --- --- Peak	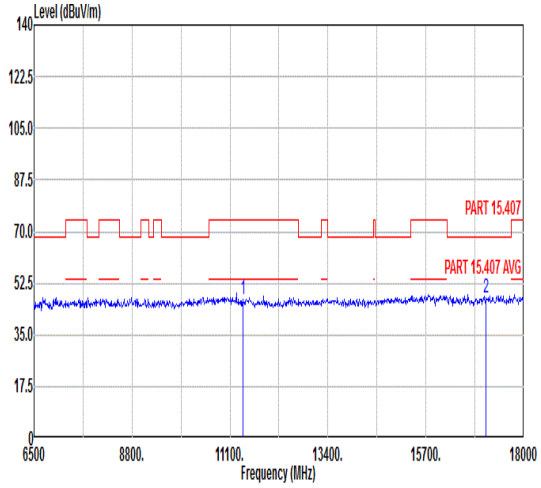 Freq Level Limit Line Margin Read Level Ant Factor Cable Loss Preamp Factor APos TPos Remark MHz dBuV/m dBuV/m dB dBuV dB/m dB dB cm deg 1 11400.00 47.06 74.00 -26.94 46.39 38.42 12.81 50.56 --- --- Peak 2 17100.00 47.47 68.30 -20.83 41.99 42.68 15.62 52.82 --- --- Peak

Mode	19	
	Band Edge - L	
	U-NII-1_5.15-5.25_802.11n HT40_CH38_Full_5190MHz	
ANT	22	
Pol.	Horizontal	Fundamental
Peak	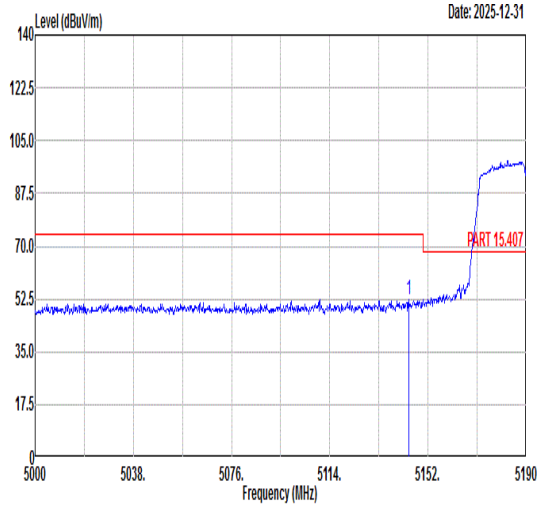 Freq Level Limit Line Margin (dB) Read Level Ant Factor Cable Loss Preamp Factor APos TPos Remark MHz dBuV/m dBuV/m dBuV dB/m dB dB cm deg 1 5144.59 52.26 74.00 -21.74 41.91 35.29 8.53 33.47 100 25 PEAK	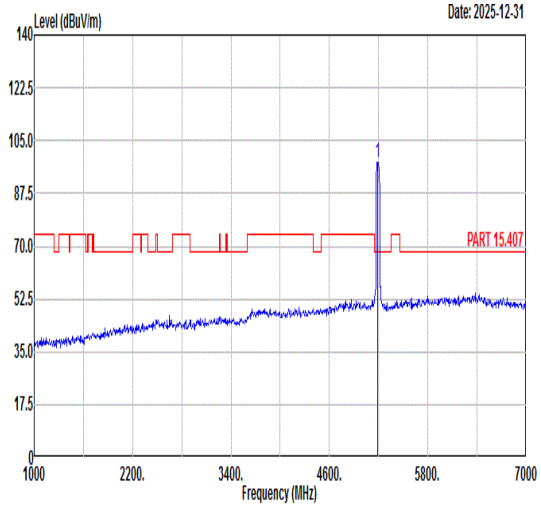 Freq Level Limit Line Margin (dB) Read Level Ant Factor Cable Loss Preamp Factor APos TPos Remark MHz dBuV/m dBuV/m dBuV dB/m dB dB cm deg 1 5190.00 97.95 ------ ------ 87.49 35.31 8.61 33.46 100 25 PEAK
Avg	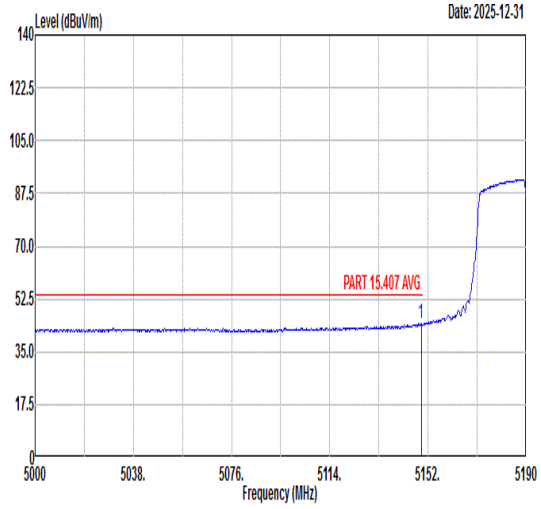 Freq Level Limit Line Margin (dB) Read Level Ant Factor Cable Loss Preamp Factor APos TPos Remark MHz dBuV/m dBuV/m dBuV dB/m dB dB cm deg 1 5149.34 44.27 54.00 -9.73 33.92 35.29 8.53 33.47 100 25 AVERAGE	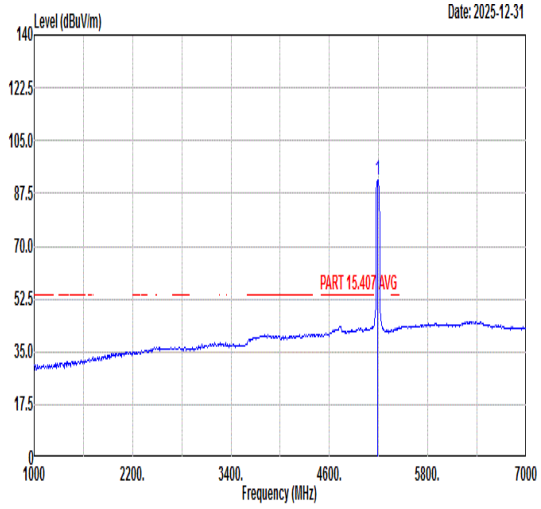 Freq Level Limit Line Margin (dB) Read Level Ant Factor Cable Loss Preamp Factor APos TPos Remark MHz dBuV/m dBuV/m dBuV dB/m dB dB cm deg 1 5190.00 91.95 ------ ------ 81.49 35.31 8.61 33.46 100 25 AVERAGE

Mode	19	
	Band Edge - R	
	U-NII-1_5.15-5.25_802.11n HT40_CH38_Full_5190MHz	
ANT	22	
Pol.	Horizontal	Fundamental
Peak	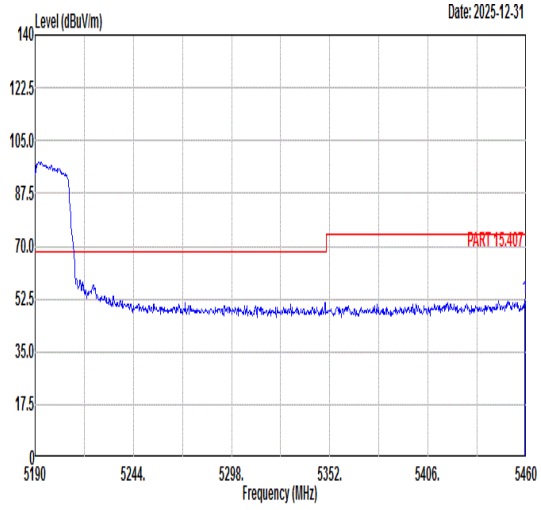 Freq Level Limit Line Margin (dB) Read Level Ant Factor Cable Loss Preamp Factor APos TPos Remark MHz dBuV/m dBuV/m dBuV dB/m dB dB cm deg 1 5459.19 52.20 74.00 -21.80 40.44 35.48 9.69 33.41 100 25 PEAK	Blank
Avg	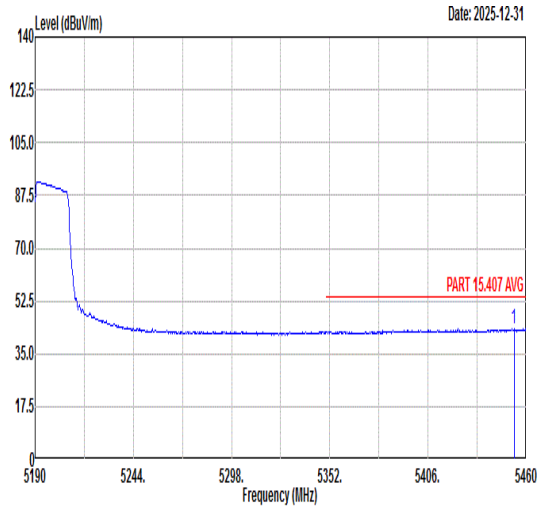 Freq Level Limit Line Margin (dB) Read Level Ant Factor Cable Loss Preamp Factor APos TPos Remark MHz dBuV/m dBuV/m dBuV dB/m dB dB cm deg 1 5453.25 43.57 54.00 -10.43 31.83 35.47 9.68 33.41 100 25 AVERAGE	Blank

Mode	19	
	Band Edge - L	
	U-NII-1_5.15-5.25_802.11n HT40_CH38_Full_5190MHz	
ANT	22	
Pol.	Vertical	Fundamental
Peak	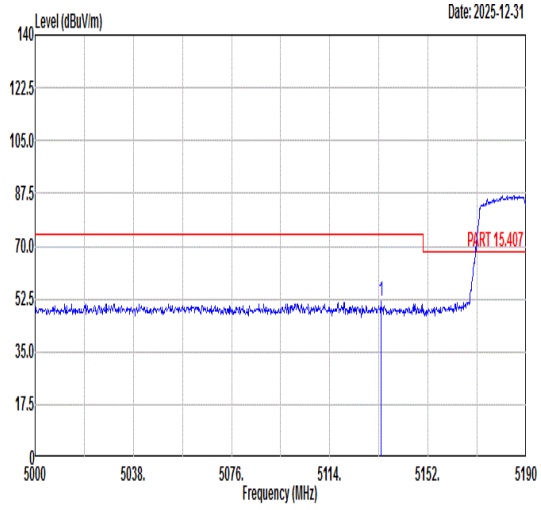 Freq Level Limit Line Margin (dB) Read Level Ant Factor Cable Loss Preamp Factor APos TPos Remark MHz dBuV/m dBuV/m dBuV dB/m dB dB cm deg 1 5133.76 51.83 74.00 -22.17 41.51 35.28 8.51 33.47 100 346 PEAK	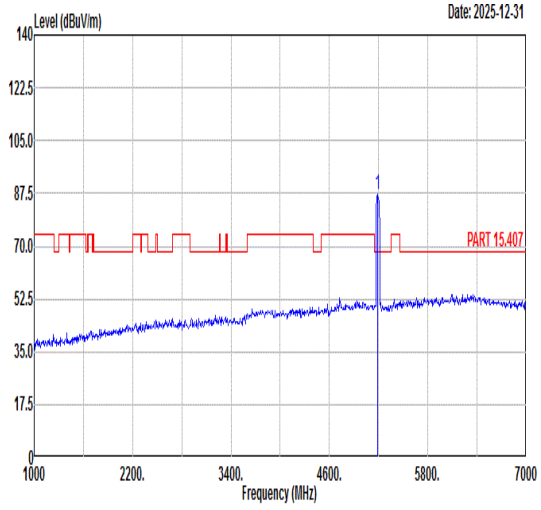 Freq Level Limit Line Margin (dB) Read Level Ant Factor Cable Loss Preamp Factor APos TPos Remark MHz dBuV/m dBuV/m dBuV dB/m dB dB cm deg 1 5190.00 86.95 ------ ------ 76.49 35.31 8.61 33.46 100 346 PEAK
Avg	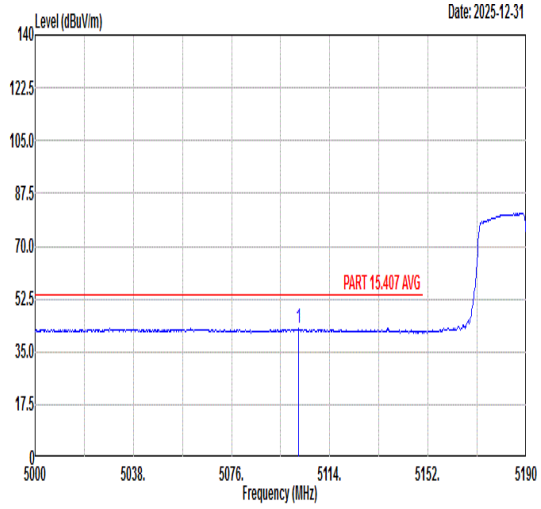 Freq Level Limit Line Margin (dB) Read Level Ant Factor Cable Loss Preamp Factor APos TPos Remark MHz dBuV/m dBuV/m dBuV dB/m dB dB cm deg 1 5101.84 42.78 54.00 -11.22 32.55 35.26 8.45 33.48 100 346 AVERAGE	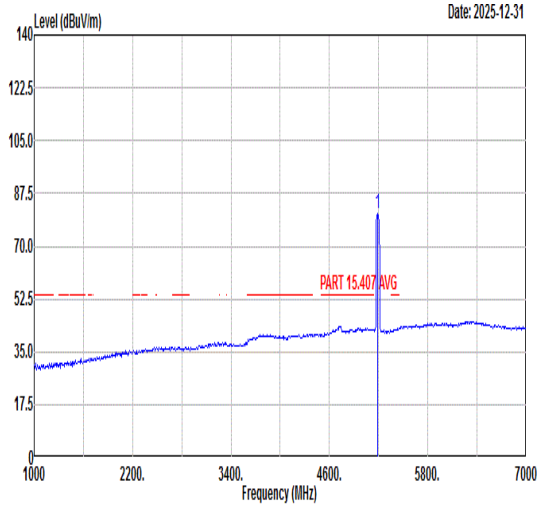 Freq Level Limit Line Margin (dB) Read Level Ant Factor Cable Loss Preamp Factor APos TPos Remark MHz dBuV/m dBuV/m dBuV dB/m dB dB cm deg 1 5190.00 80.68 ------ ------ 70.22 35.31 8.61 33.46 100 346 AVERAGE

Mode	19	
	Band Edge - R	
	U-NII-1_5.15-5.25_802.11n HT40_CH38_Full_5190MHz	
ANT	22	
Pol.	Vertical	Fundamental
Peak	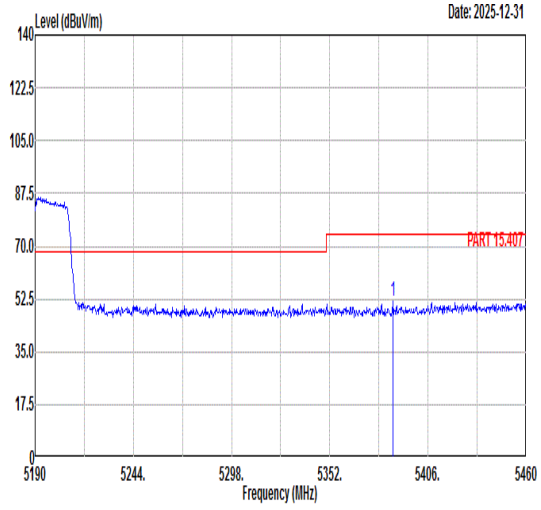 Freq Level Limit Line Margin (dB) Read Level Ant Factor Cable Loss Preamp Factor APos TPos Remark MHz dBuV/m dBuV/m dBuV dB/m dB dB cm deg 1 5386.56 51.63 74.00 -22.37 40.07 35.43 9.55 33.42 100 346 PEAK	Blank
Avg	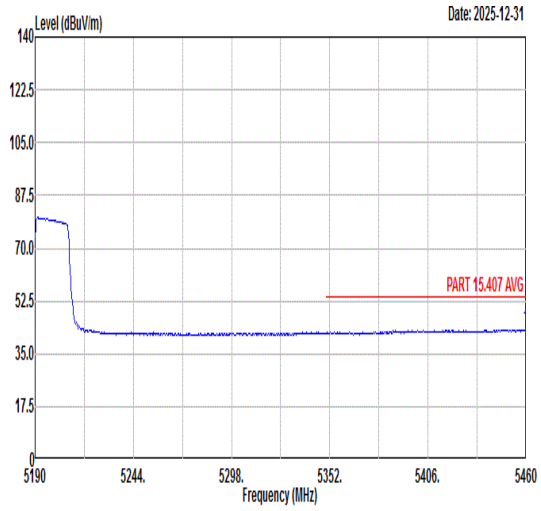 Freq Level Limit Line Margin (dB) Read Level Ant Factor Cable Loss Preamp Factor APos TPos Remark MHz dBuV/m dBuV/m dBuV dB/m dB dB cm deg 1 5459.46 43.09 54.00 -10.91 31.33 35.48 9.69 33.41 100 346 AVERAGE	Blank

Mode	20	
	Band Edge - L	
	U-NII-1_5.15-5.25_802.11n HT40_CH46_Full_5230MHz	
ANT	22	
Pol.	Horizontal	Fundamental
Peak	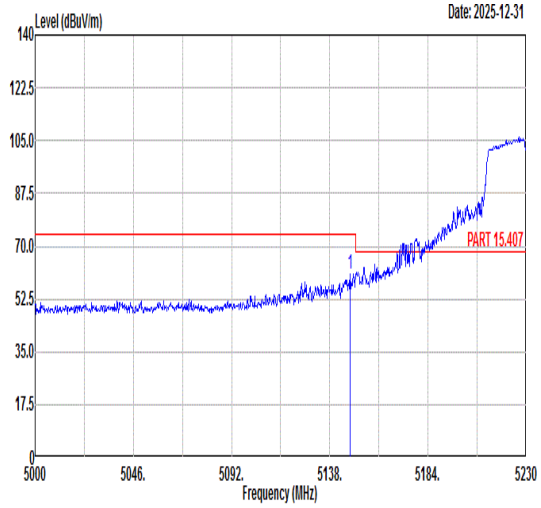 Freq Level Limit Line Margin (dB) Read Level Ant Factor Cable Loss Preamp Factor APos TPos Remark MHz dBuV/m dBuV/m dBuV dB/m dB dB cm deg 1 5147.66 60.83 74.00 -13.17 50.48 35.29 8.53 33.47 100 25 PEAK	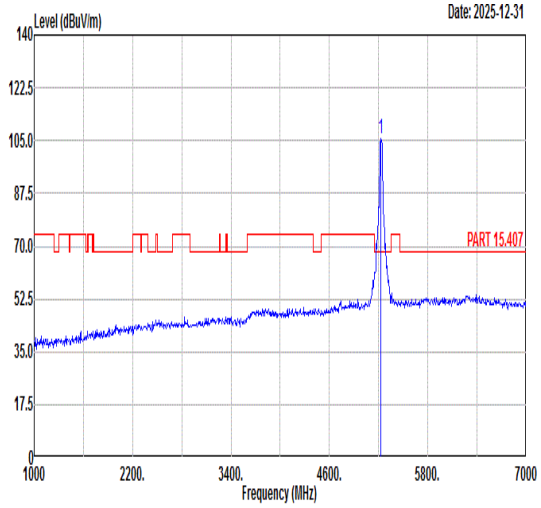 Freq Level Limit Line Margin (dB) Read Level Ant Factor Cable Loss Preamp Factor APos TPos Remark MHz dBuV/m dBuV/m dBuV dB/m dB dB cm deg 1 5230.00 105.82 ------ ------ 95.19 35.34 8.74 33.45 100 25 PEAK
Avg	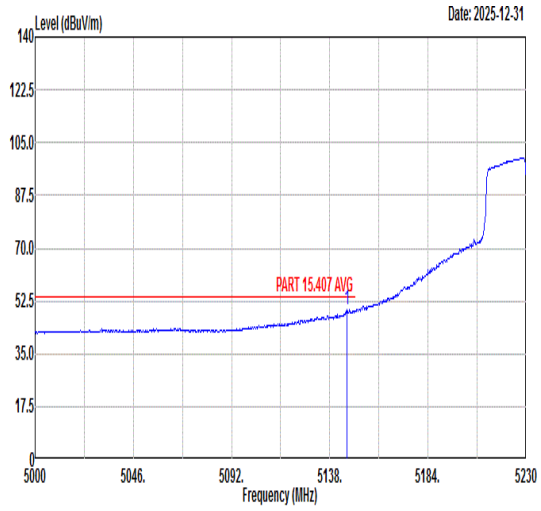 Freq Level Limit Line Margin (dB) Read Level Ant Factor Cable Loss Preamp Factor APos TPos Remark MHz dBuV/m dBuV/m dBuV dB/m dB dB cm deg 1 5146.05 49.58 54.00 -4.42 39.23 35.29 8.53 33.47 100 25 AVERAGE	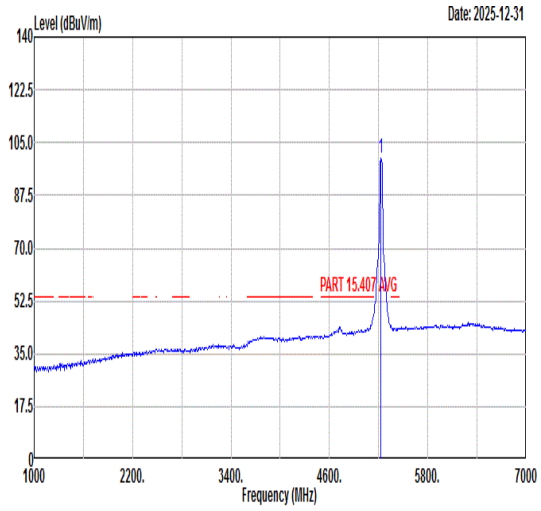 Freq Level Limit Line Margin (dB) Read Level Ant Factor Cable Loss Preamp Factor APos TPos Remark MHz dBuV/m dBuV/m dBuV dB/m dB dB cm deg 1 5230.00 99.88 ------ ------ 89.25 35.34 8.74 33.45 100 25 AVERAGE

Mode	20	
	Band Edge - R	
	U-NII-1_5.15-5.25_802.11n HT40_CH46_Full_5230MHz	
ANT	22	
Pol.	Horizontal	Fundamental
Peak	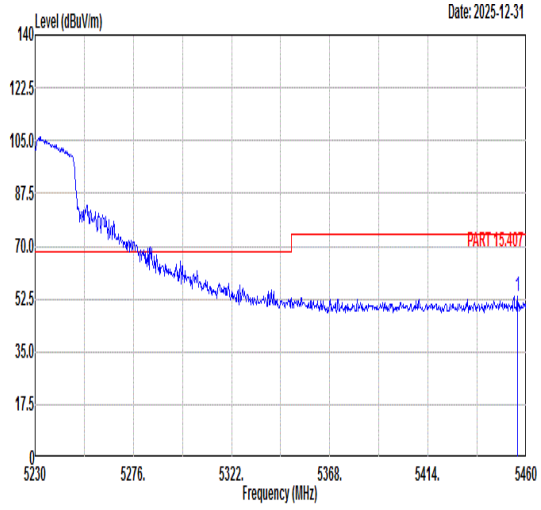 Freq Level Limit Line Margin (dB) Read Level Ant Factor Cable Loss Preamp Factor APos TPos Remark MHz dBuV/m dBuV/m dBuV dB/m dB dB cm deg 1 5455.86 53.47 74.00 -20.53 41.72 35.47 9.69 33.41 100 25 PEAK	Blank
Avg	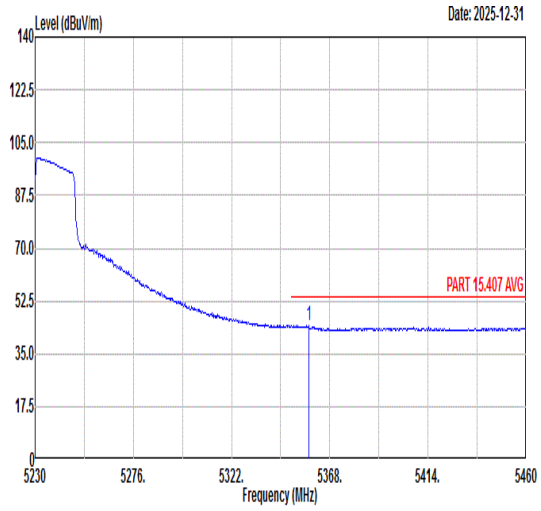 Freq Level Limit Line Margin (dB) Read Level Ant Factor Cable Loss Preamp Factor APos TPos Remark MHz dBuV/m dBuV/m dBuV dB/m dB dB cm deg 1 5358.11 44.51 54.00 -9.49 33.12 35.41 9.41 33.43 100 25 AVERAGE	Blank

Mode	20	
	Band Edge - L	
	U-NII-1_5.15-5.25_802.11n HT40_CH46_Full_5230MHz	
ANT	22	
Pol.	Vertical	Fundamental
Peak	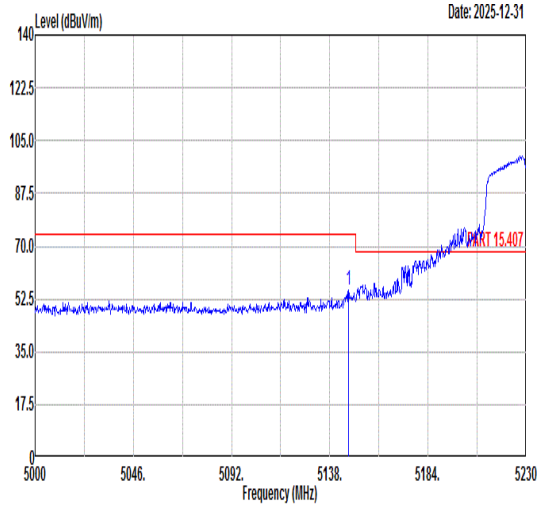 Freq Level Limit Line Margin (dB) Read Level Ant Factor Cable Loss Preamp Factor APos TPos Remark MHz dBuV/m dBuV/m dBuV dB/m dB dB cm deg 1 5146.74 55.71 74.00 -18.29 45.36 35.29 8.53 33.47 100 259 PEAK	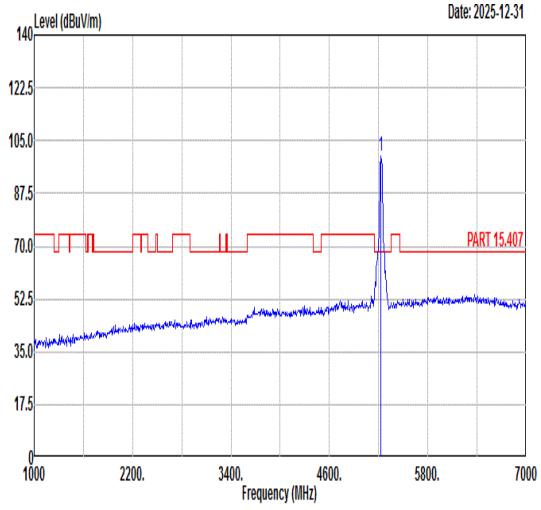 Freq Level Limit Line Margin (dB) Read Level Ant Factor Cable Loss Preamp Factor APos TPos Remark MHz dBuV/m dBuV/m dBuV dB/m dB dB cm deg 1 5230.00 99.65 ------ ------ 89.02 35.34 8.74 33.45 100 259 PEAK
Avg	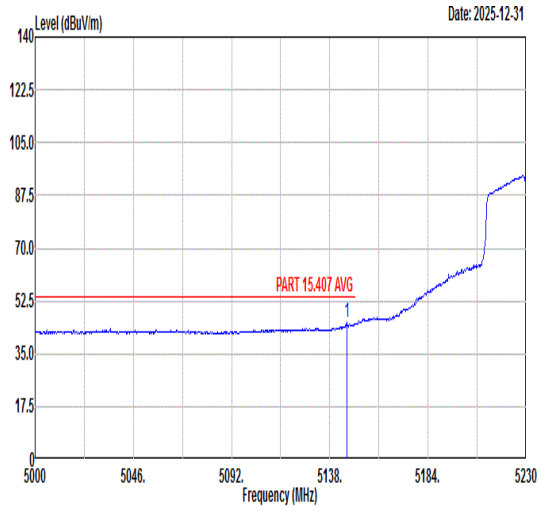 Freq Level Limit Line Margin (dB) Read Level Ant Factor Cable Loss Preamp Factor APos TPos Remark MHz dBuV/m dBuV/m dBuV dB/m dB dB cm deg 1 5146.05 45.29 54.00 -8.71 34.94 35.29 8.53 33.47 100 259 AVERAGE	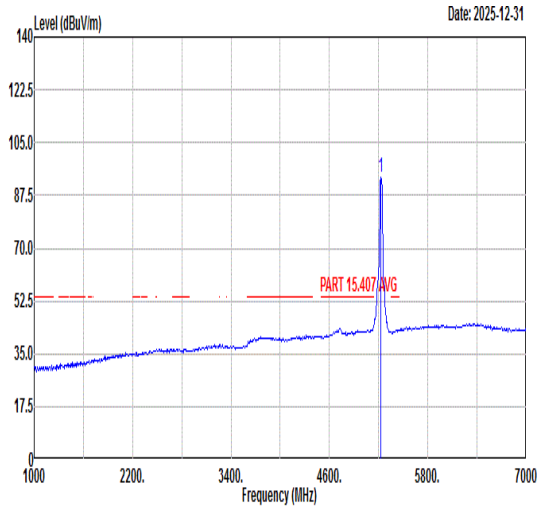 Freq Level Limit Line Margin (dB) Read Level Ant Factor Cable Loss Preamp Factor APos TPos Remark MHz dBuV/m dBuV/m dBuV dB/m dB dB cm deg 1 5230.00 93.62 ------ ------ 82.99 35.34 8.74 33.45 100 259 AVERAGE

Mode	20	
	Band Edge - R	
	U-NII-1_5.15-5.25_802.11n HT40_CH46_Full_5230MHz	
ANT	22	
Pol.	Vertical	Fundamental
Peak	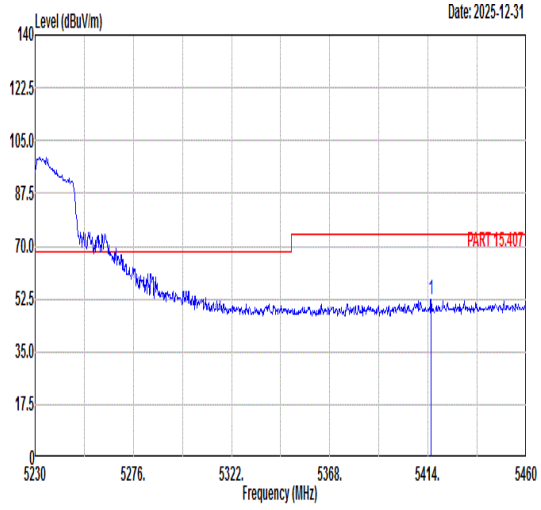 Freq Level Limit Line Margin (dB) Read Level Ant Factor Cable Loss Preamp Factor APos TPos Remark MHz dBuV/m dBuV/m dBuV dB/m dB dB cm deg 1 5415.38 52.29 74.00 -21.71 40.60 35.45 9.66 33.42 100 259 PEAK	Blank
Avg	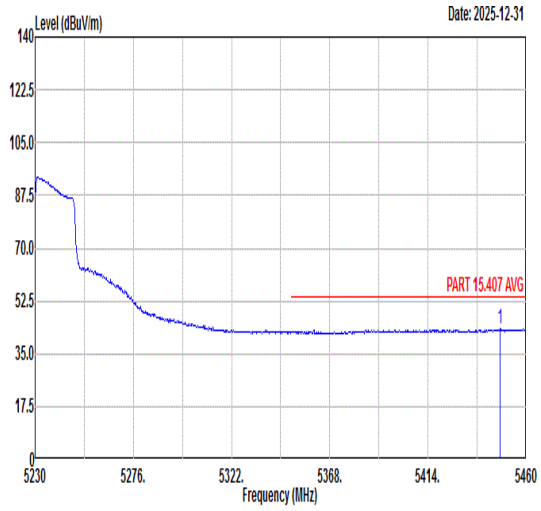 Freq Level Limit Line Margin (dB) Read Level Ant Factor Cable Loss Preamp Factor APos TPos Remark MHz dBuV/m dBuV/m dBuV dB/m dB dB cm deg 1 5447.81 43.15 54.00 -10.85 31.41 35.47 9.68 33.41 100 259 AVERAGE	Blank

Mode	20	
	Harmonic	
	U-NII-1_5.15-5.25_802.11n HT40_CH46_Full_5230MHz	
ANT	22	
Pol.	Horizontal	Vertical
Peak Avg	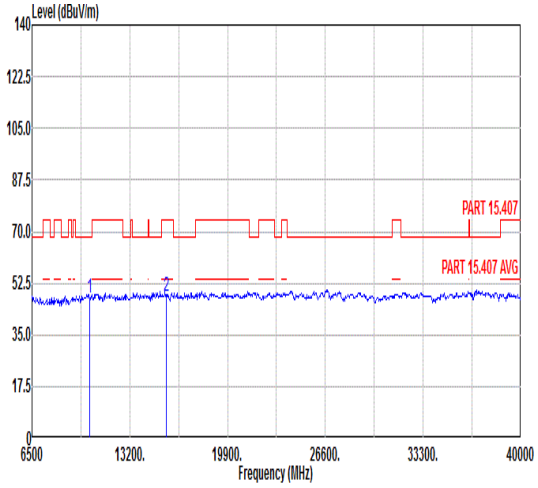 Freq Level Limit Line Margin Read Level Ant Factor Cable Loss Preamp Factor APos TPos Remark MHz dBuV/m dBuV/m dB dBuV dB/m dB dB cm deg 1 10460.00 47.63 68.30 -20.67 48.70 38.08 12.13 51.28 --- --- Peak 2 15690.00 48.29 74.00 -25.71 45.14 41.08 14.65 52.58 --- --- Peak	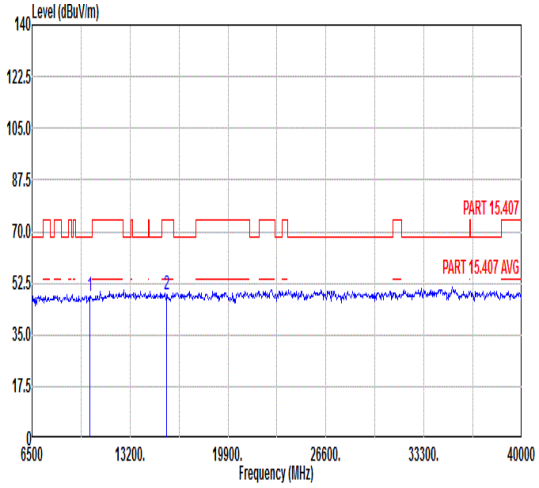 Freq Level Limit Line Margin Read Level Ant Factor Cable Loss Preamp Factor APos TPos Remark MHz dBuV/m dBuV/m dB dBuV dB/m dB dB cm deg 1 10460.00 48.14 68.30 -20.16 49.21 38.08 12.13 51.28 --- --- Peak 2 15690.00 48.58 74.00 -25.42 45.43 41.08 14.65 52.58 --- --- Peak

Mode	21	
	Band Edge - L	
	U-NII-2A_5.25-5.35_802.11n HT40_CH54_Full_5270MHz	
ANT	22	
Pol.	Horizontal	Fundamental
Peak	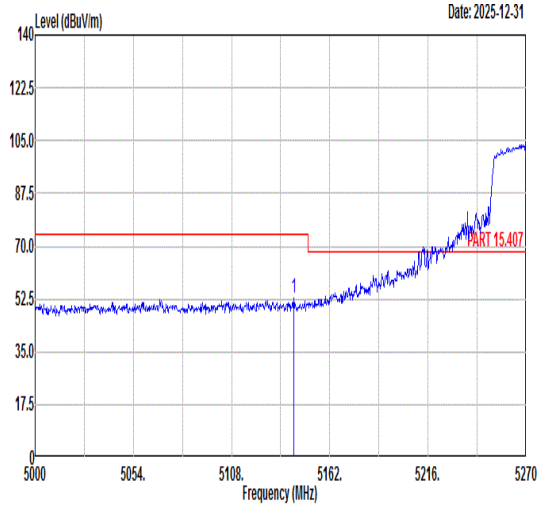 Freq Level Limit Line Margin (dB) Read Level Ant Factor Cable Loss Preamp Factor APos TPos Remark MHz dBuV/m dBuV/m dBuV dB/m dB dB cm deg 1 5142.29 52.92 74.00 -21.08 42.58 35.29 8.52 33.47 100 34 PEAK	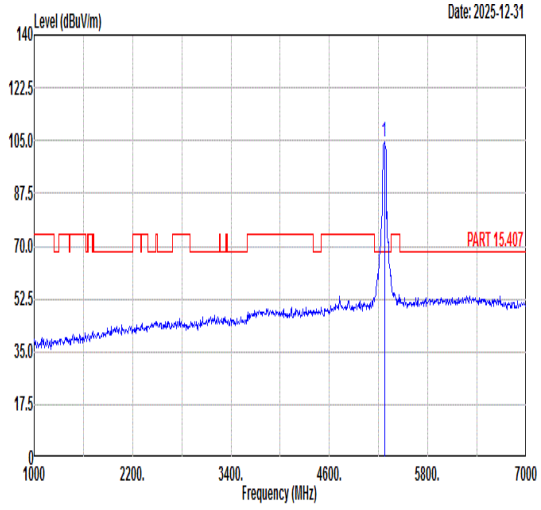 Freq Level Limit Line Margin (dB) Read Level Ant Factor Cable Loss Preamp Factor APos TPos Remark MHz dBuV/m dBuV/m dBuV dB/m dB dB cm deg 1 5270.00 104.70 ------ ------ 93.83 35.36 8.96 33.45 100 34 PEAK
Avg	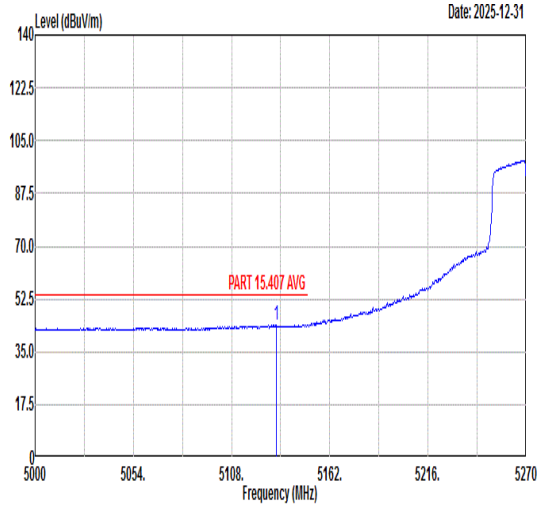 Freq Level Limit Line Margin (dB) Read Level Ant Factor Cable Loss Preamp Factor APos TPos Remark MHz dBuV/m dBuV/m dBuV dB/m dB dB cm deg 1 5132.57 43.93 54.00 -10.07 33.62 35.28 8.50 33.47 100 34 AVERAGE	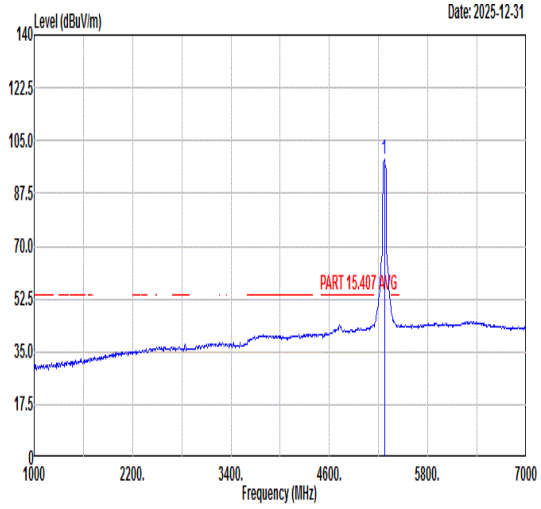 Freq Level Limit Line Margin (dB) Read Level Ant Factor Cable Loss Preamp Factor APos TPos Remark MHz dBuV/m dBuV/m dBuV dB/m dB dB cm deg 1 5270.00 98.58 ------ ------ 87.71 35.36 8.96 33.45 100 34 AVERAGE

Mode	21	
	Band Edge - R	
	U-NII-2A_5.25-5.35_802.11n HT40_CH54_Full_5270MHz	
ANT	22	
Pol.	Horizontal	Fundamental
Peak	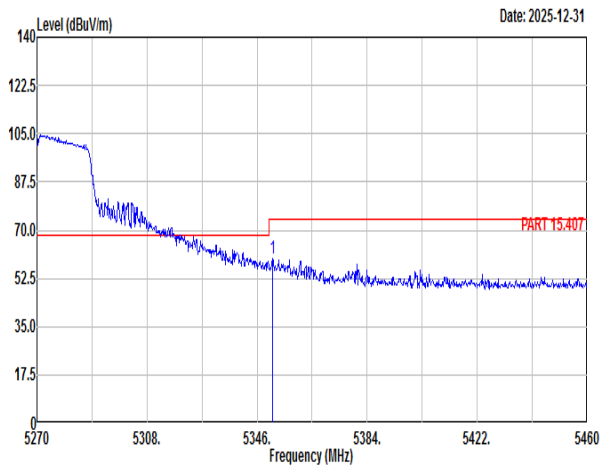 Freq Level Limit Line Margin (dB) Read Level Ant Factor Cable Loss Preamp Factor APos TPos Remark MHz dBuV/m dBuV/m dBuV dB/m dB dB cm deg 1 5351.32 59.81 74.00 -14.19 48.46 35.41 9.37 33.43 100 34 PEAK	Blank
Avg	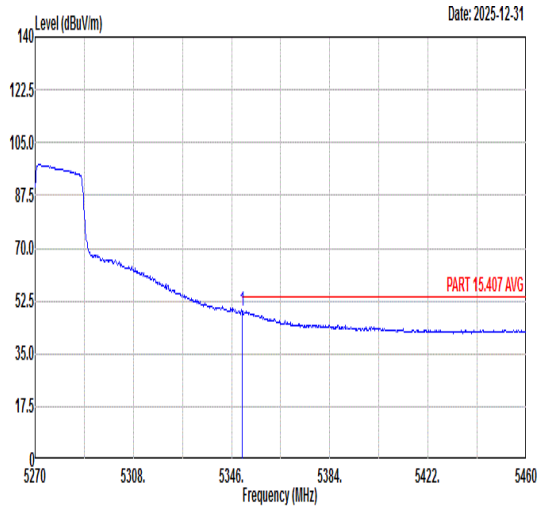 Freq Level Limit Line Margin (dB) Read Level Ant Factor Cable Loss Preamp Factor APos TPos Remark MHz dBuV/m dBuV/m dBuV dB/m dB dB cm deg 1 5350.18 49.15 54.00 -4.85 37.80 35.41 9.37 33.43 100 34 AVERAGE	Blank

Mode	21	
	Band Edge - L	
	U-NII-2A_5.25-5.35_802.11n HT40_CH54_Full_5270MHz	
ANT	22	
Pol.	Vertical	Fundamental
Peak	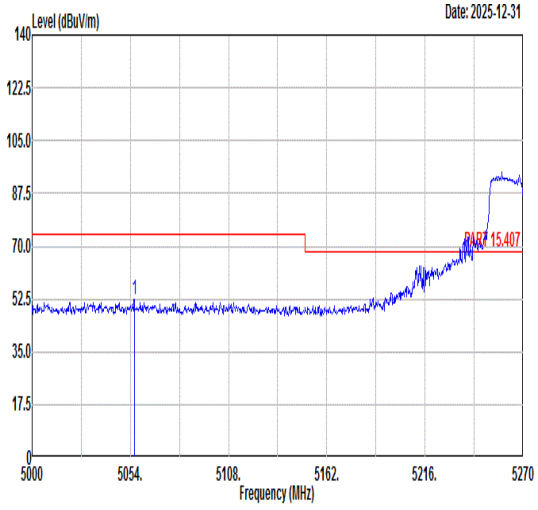 Freq Level Limit Line Margin (dB) Read Level Ant Factor Cable Loss Preamp Factor APos TPos Remark MHz dBuV/m dBuV/m dBuV dB/m dB dB cm deg 1 5056.16 52.49 74.00 -21.51 42.39 35.23 8.36 33.49 300 307 PEAK	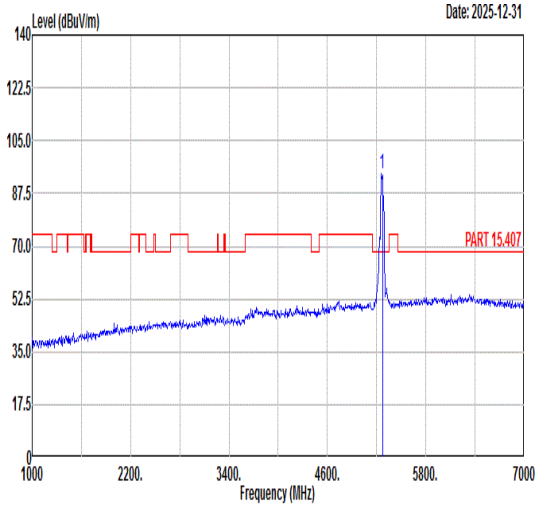 Freq Level Limit Line Margin (dB) Read Level Ant Factor Cable Loss Preamp Factor APos TPos Remark MHz dBuV/m dBuV/m dBuV dB/m dB dB cm deg 1 5270.00 93.94 ------ ------ 83.13 35.36 8.90 33.45 300 307 PEAK
Avg	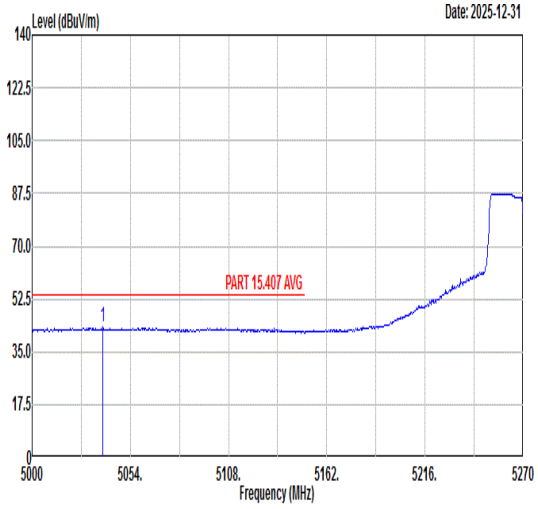 Freq Level Limit Line Margin (dB) Read Level Ant Factor Cable Loss Preamp Factor APos TPos Remark MHz dBuV/m dBuV/m dBuV dB/m dB dB cm deg 1 5038.88 43.12 54.00 -10.88 33.06 35.22 8.33 33.49 300 307 AVERAGE	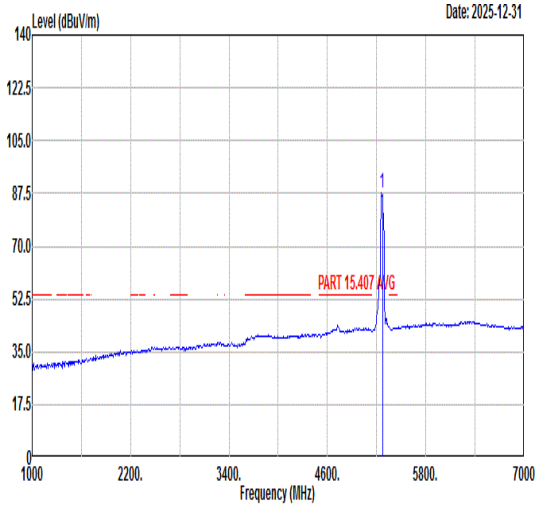 Freq Level Limit Line Margin (dB) Read Level Ant Factor Cable Loss Preamp Factor APos TPos Remark MHz dBuV/m dBuV/m dBuV dB/m dB dB cm deg 1 5270.00 87.64 ------ ------ 76.83 35.36 8.90 33.45 300 307 AVERAGE

Mode	21	
	Band Edge - R	
	U-NII-2A_5.25-5.35_802.11n HT40_CH54_Full_5270MHz	
ANT	22	
Pol.	Vertical	Fundamental
Peak	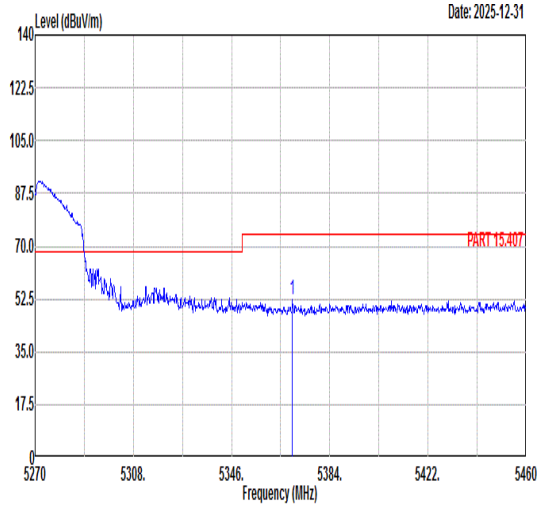 Freq Level Limit Line Margin (dB) Read Level Ant Factor Cable Loss Preamp Factor APos TPos Remark MHz dBuV/m dBuV/m dBuV dB/m dB dB cm deg 1 5369.56 52.17 74.00 -21.83 40.71 35.42 9.47 33.43 300 307 PEAK	Blank
Avg	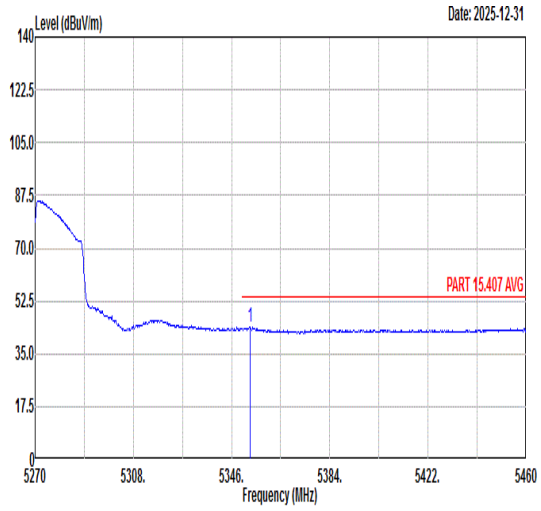 Freq Level Limit Line Margin (dB) Read Level Ant Factor Cable Loss Preamp Factor APos TPos Remark MHz dBuV/m dBuV/m dBuV dB/m dB dB cm deg 1 5353.22 43.75 54.00 -10.25 32.39 35.41 9.38 33.43 300 307 AVERAGE	Blank

Mode	22	
	Band Edge - L	
	U-NII-2A_5.25-5.35_802.11n HT40_CH62_Full_5310MHz	
ANT	22	
Pol.	Horizontal	Fundamental
Peak	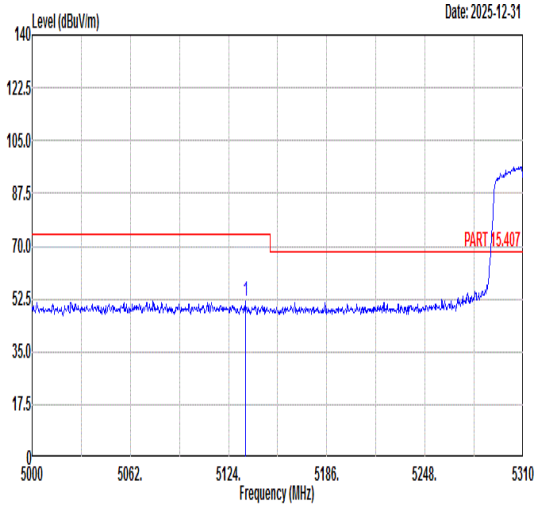 Freq Level Limit Line Margin (dB) Read Level Ant Factor Cable Loss Preamp Factor APos TPos Remark MHz dBuV/m dBuV/m dBuV dB/m dB dB cm deg 1 5134.54 51.89 74.00 -22.11 41.57 35.28 8.51 33.47 100 38 PEAK	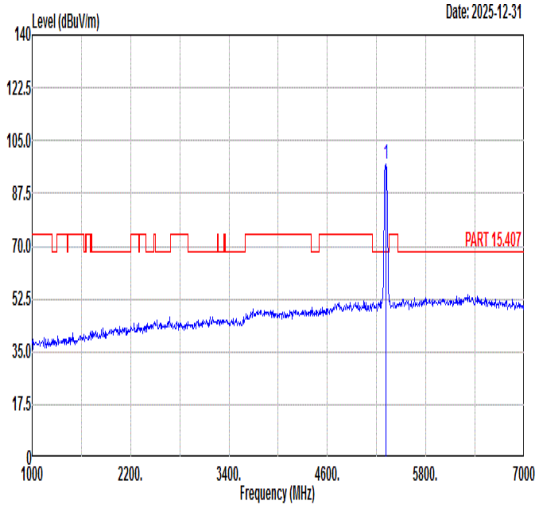 Freq Level Limit Line Margin (dB) Read Level Ant Factor Cable Loss Preamp Factor APos TPos Remark MHz dBuV/m dBuV/m dBuV dB/m dB dB cm deg 1 5310.00 97.12 ------ ------ 85.99 35.39 9.18 33.44 100 38 PEAK
Avg	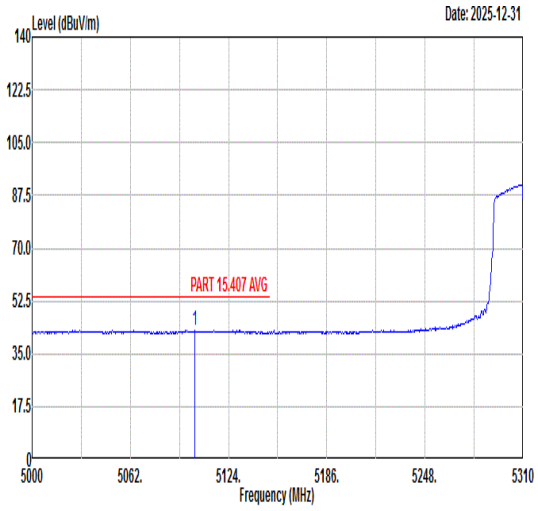 Freq Level Limit Line Margin (dB) Read Level Ant Factor Cable Loss Preamp Factor APos TPos Remark MHz dBuV/m dBuV/m dBuV dB/m dB dB cm deg 1 5102.61 42.67 54.00 -11.33 32.44 35.26 8.45 33.48 100 38 AVERAGE	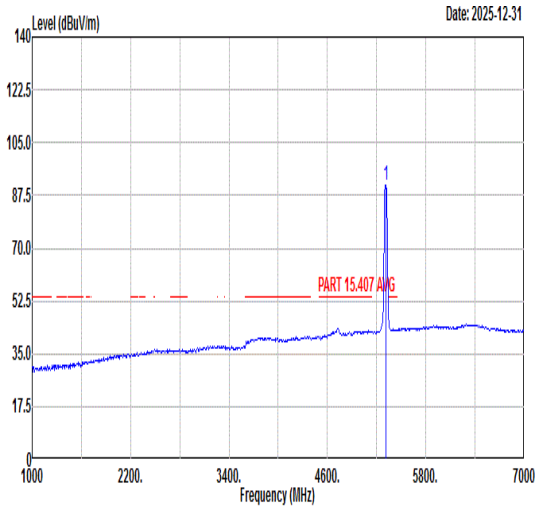 Freq Level Limit Line Margin (dB) Read Level Ant Factor Cable Loss Preamp Factor APos TPos Remark MHz dBuV/m dBuV/m dBuV dB/m dB dB cm deg 1 5310.00 91.10 ------ ------ 79.97 35.39 9.18 33.44 100 38 AVERAGE

Mode	22	
	Band Edge - R	
	U-NII-2A_5.25-5.35_802.11n HT40_CH62_Full_5310MHz	
ANT	22	
Pol.	Horizontal	Fundamental
Peak	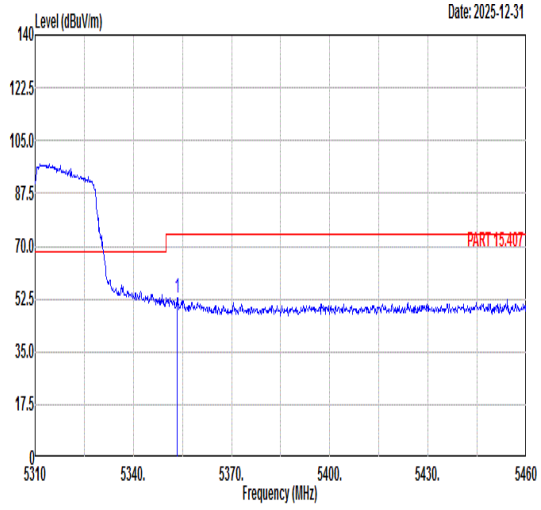 Freq Level Limit Line Margin (dB) Read Level Ant Factor Cable Loss Preamp Factor APos TPos Remark MHz dBuV/m dBuV/m dBuV dB/m dB dB cm deg 1 5353.35 53.04 74.00 -20.96 41.68 35.41 9.38 33.43 100 38 PEAK	Blank
Avg	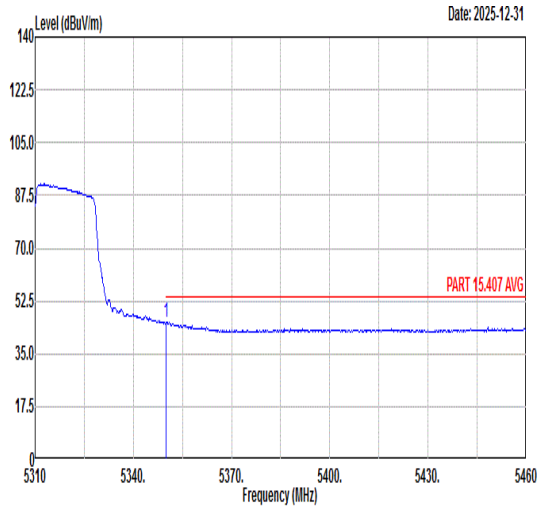 Freq Level Limit Line Margin (dB) Read Level Ant Factor Cable Loss Preamp Factor APos TPos Remark MHz dBuV/m dBuV/m dBuV dB/m dB dB cm deg 1 5350.05 45.43 54.00 -8.57 34.08 35.41 9.37 33.43 100 38 AVERAGE	Blank

Mode	22	
	Band Edge - L	
	U-NII-2A_5.25-5.35_802.11n HT40_CH62_Full_5310MHz	
ANT	22	
Pol.	Vertical	Fundamental
Peak	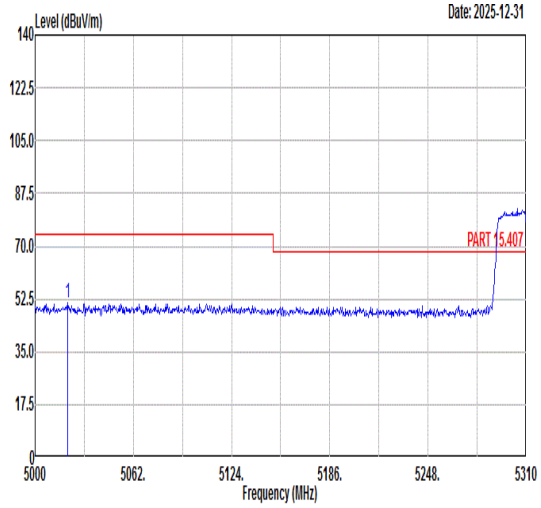 Freq Level Limit Line Margin (dB) Read Level Ant Factor Cable Loss Preamp Factor APos TPos Remark MHz dBuV/m dBuV/m dBuV dB/m dB dB cm deg 1 5020.77 51.25 74.00 -22.75 41.24 35.21 8.30 33.50 174 360 PEAK	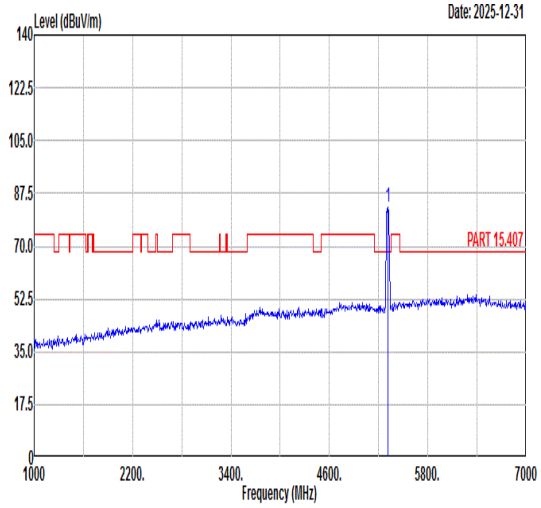 Freq Level Limit Line Margin (dB) Read Level Ant Factor Cable Loss Preamp Factor APos TPos Remark MHz dBuV/m dBuV/m dBuV dB/m dB dB cm deg 1 5310.00 82.75 ------ ------ 71.62 35.39 9.18 33.44 174 360 PEAK
Avg	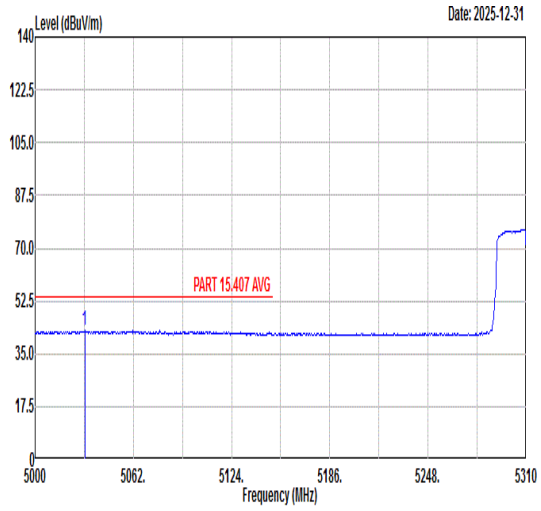 Freq Level Limit Line Margin (dB) Read Level Ant Factor Cable Loss Preamp Factor APos TPos Remark MHz dBuV/m dBuV/m dBuV dB/m dB dB cm deg 1 5031.31 42.68 54.00 -11.32 32.63 35.22 8.32 33.49 174 360 AVERAGE	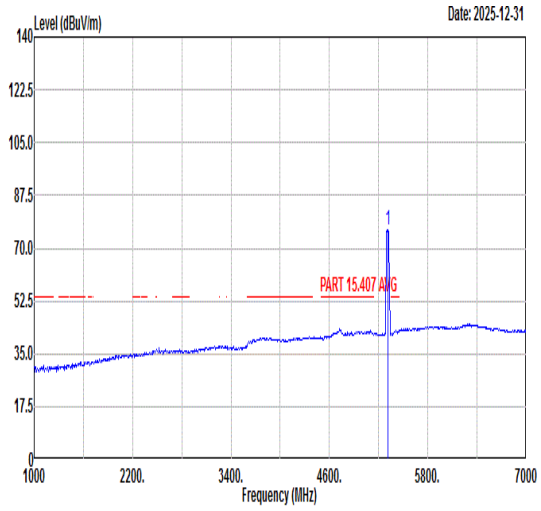 Freq Level Limit Line Margin (dB) Read Level Ant Factor Cable Loss Preamp Factor APos TPos Remark MHz dBuV/m dBuV/m dBuV dB/m dB dB cm deg 1 5310.00 76.26 ------ ------ 65.13 35.39 9.18 33.44 174 360 AVERAGE

Mode	22	
	Band Edge - R	
	U-NII-2A_5.25-5.35_802.11n HT40_CH62_Full_5310MHz	
ANT	22	
Pol.	Vertical	Fundamental
Peak	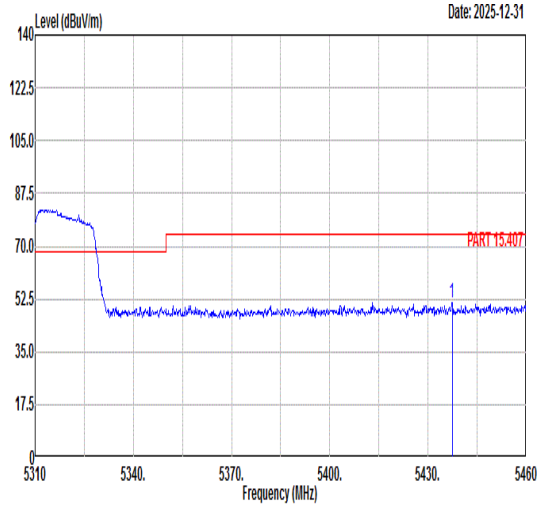 Freq Level Limit Line Margin (dB) Read Level Ant Factor Cable Loss Preamp Factor APos TPos Remark MHz dBuV/m dBuV/m dBuV dB/m dB dB cm deg 1 5437.35 51.29 74.00 -22.71 39.56 35.46 9.68 33.41 174 360 PEAK	Blank
Avg	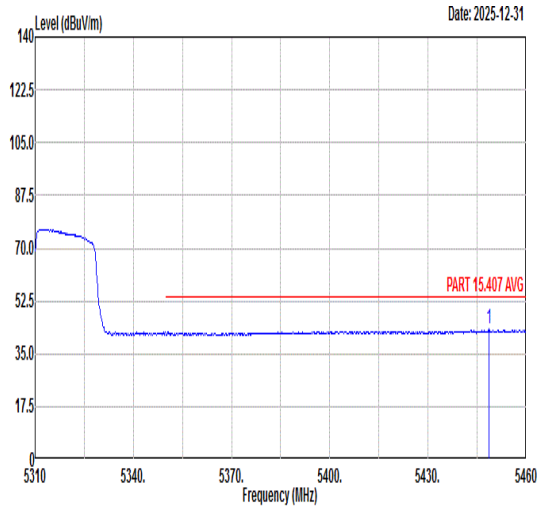 Freq Level Limit Line Margin (dB) Read Level Ant Factor Cable Loss Preamp Factor APos TPos Remark MHz dBuV/m dBuV/m dBuV dB/m dB dB cm deg 1 5448.60 43.07 54.00 -10.93 31.33 35.47 9.68 33.41 174 360 AVERAGE	Blank

Mode	23
	Band Edge - L
	U-NII-2C_5.47-5.725_802.11n HT40_CH102_Full_5510MHz
ANT	22

Pol.	Horizontal	Fundamental
Peak	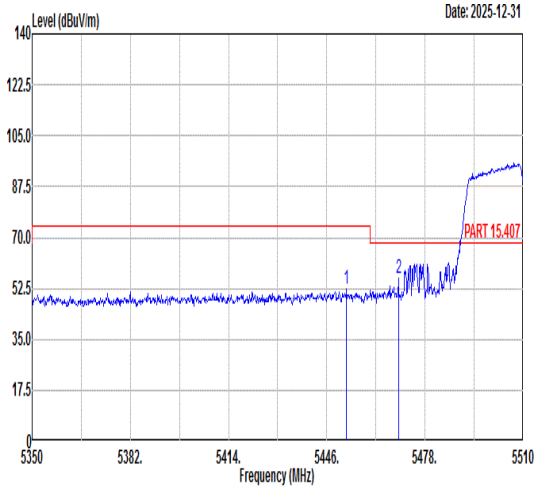 Freq Level Limit Line Margin (dB) Read Level Ant Factor Cable Loss Preamp Factor APos TPos Remark MHz dBuV/m dBuV/m dBuV dB/m dB dB cm deg 1 5452.40 52.27 74.00 -21.73 40.53 35.47 9.68 33.41 108 55 PEAK 2 5469.36 56.05 68.30 -12.25 44.29 35.48 9.69 33.41 108 55 PEAK	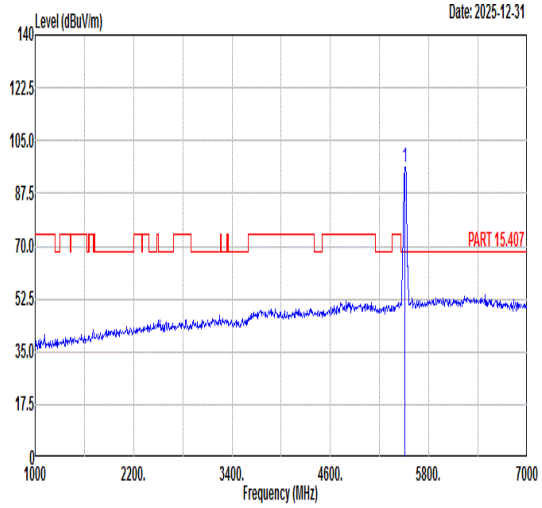 Freq Level Limit Line Margin (dB) Read Level Ant Factor Cable Loss Preamp Factor APos TPos Remark MHz dBuV/m dBuV/m dBuV dB/m dB dB cm deg 1 5510.00 95.92 ------ ------ 84.07 35.53 9.72 33.40 108 55 PEAK
Avg	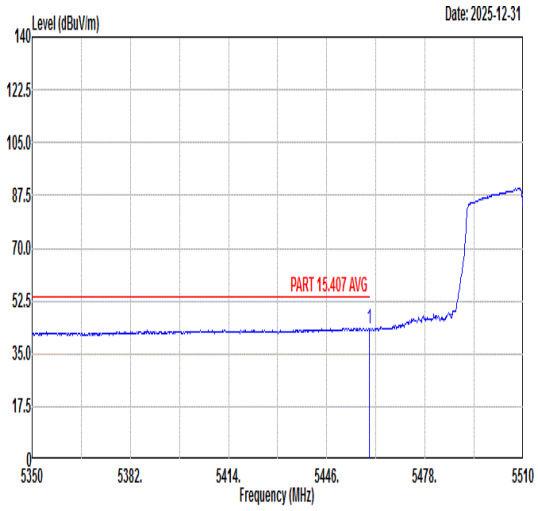 Freq Level Limit Line Margin (dB) Read Level Ant Factor Cable Loss Preamp Factor APos TPos Remark MHz dBuV/m dBuV/m dBuV dB/m dB dB cm deg 1 5459.92 43.33 54.00 -10.67 31.57 35.48 9.69 33.41 108 55 AVERAGE	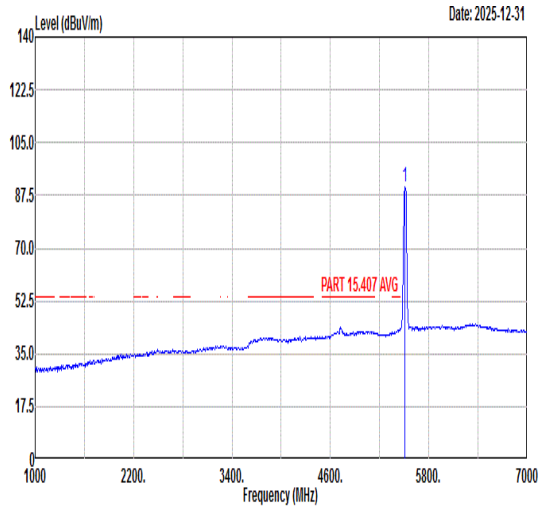 Freq Level Limit Line Margin (dB) Read Level Ant Factor Cable Loss Preamp Factor APos TPos Remark MHz dBuV/m dBuV/m dBuV dB/m dB dB cm deg 1 5510.00 90.41 ------ ------ 78.58 35.52 9.71 33.40 108 55 AVERAGE

Mode	23	
	Band Edge - R	
	U-NII-2C_5.47-5.725_802.11n HT40_CH102_Full_5510MHz	
ANT	22	
Pol.	Horizontal	Fundamental
Peak	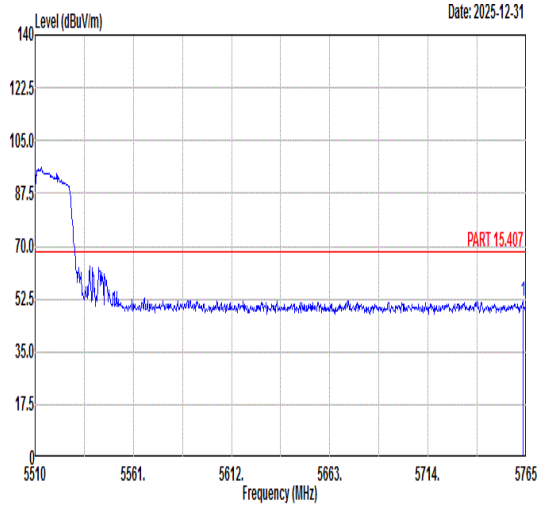 Freq Level Limit Line Margin (dB) Read Level Ant Factor Cable Loss Preamp Factor APos TPos Remark MHz dBuV/m dBuV/m dBuV dB/m dB dB cm deg 1 5763.22 51.66 68.30 -16.64 39.14 35.87 10.10 33.45 108 55 PEAK	Blank

Mode	23	
	Band Edge - L	
	U-NII-2C_5.47-5.725_802.11n HT40_CH102_Full_5510MHz	
ANT	22	
Pol.	Vertical	Fundamental
Peak	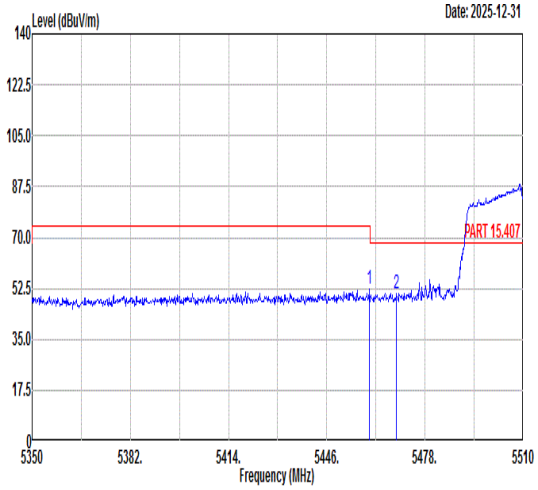 Freq Level Limit Line Margin (dB) Read Level Ant Factor Cable Loss Preamp Factor APos TPos Remark MHz dBuV/m dBuV/m dBuV dB/m dB dB cm deg 1 5459.92 52.13 74.00 -21.87 40.37 35.48 9.69 33.41 100 171 PEAK 2 5468.72 50.88 68.30 -17.42 39.12 35.48 9.69 33.41 100 171 PEAK	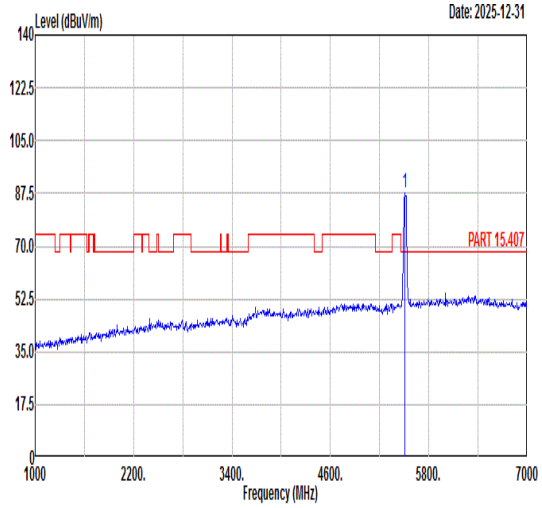 Freq Level Limit Line Margin (dB) Read Level Ant Factor Cable Loss Preamp Factor APos TPos Remark MHz dBuV/m dBuV/m dBuV dB/m dB dB cm deg 1 5510.00 87.53 ------ ------ 75.70 35.52 9.71 33.40 100 171 PEAK
Avg	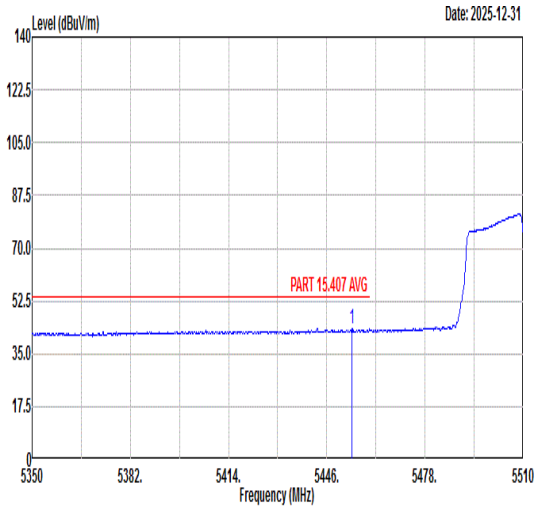 Freq Level Limit Line Margin (dB) Read Level Ant Factor Cable Loss Preamp Factor APos TPos Remark MHz dBuV/m dBuV/m dBuV dB/m dB dB cm deg 1 5454.16 43.51 54.00 -10.49 31.77 35.47 9.68 33.41 100 171 AVERAGE	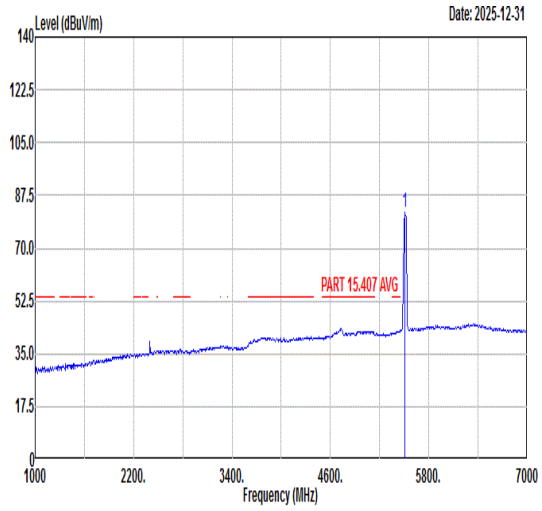 Freq Level Limit Line Margin (dB) Read Level Ant Factor Cable Loss Preamp Factor APos TPos Remark MHz dBuV/m dBuV/m dBuV dB/m dB dB cm deg 1 5510.00 81.81 ------ ------ 69.98 35.52 9.71 33.40 100 171 AVERAGE

Mode	23	
	Band Edge - R	
	U-NII-2C_5.47-5.725_802.11n HT40_CH102_Full_5510MHz	
ANT	22	
Pol.	Vertical	Fundamental
Peak	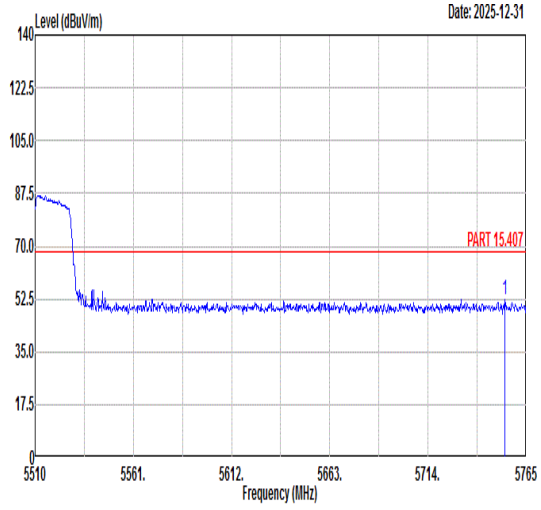 Freq Level Limit Line Margin (dB) Read Level Ant Factor Cable Loss Preamp Factor APos TPos Remark MHz dBuV/m dBuV/m dBuV dB/m dB dB cm deg 1 5754.04 52.27 68.30 -16.03 39.78 35.86 10.08 33.45 100 171 PEAK	Blank

Mode	24
	Band Edge - L
	U-NII-2C_5.47-5.725_802.11n HT40_CH134_Full_5670MHz
ANT	22

Pol.	Horizontal	Fundamental
Peak	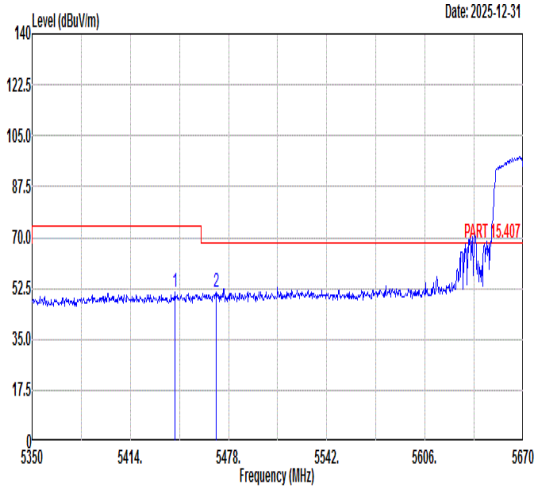 Freq Level Limit Line Margin (dB) Read Level Ant Factor Cable Loss Preamp Factor APos TPos Remark MHz dBuV/m dBuV/m dBuV dB/m dB dB cm deg 1 5443.12 51.14 74.00 -22.86 39.40 35.47 9.68 33.41 100 52 PEAK 2 5470.00 51.22 68.30 -17.08 39.46 35.48 9.69 33.41 100 52 PEAK	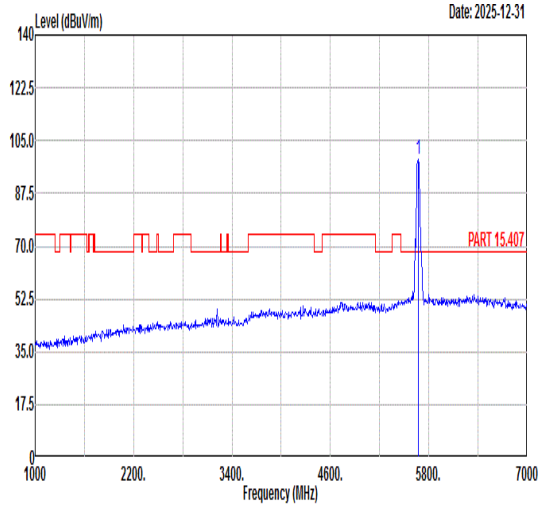 Freq Level Limit Line Margin (dB) Read Level Ant Factor Cable Loss Preamp Factor APos TPos Remark MHz dBuV/m dBuV/m dBuV dB/m dB dB cm deg 1 5670.00 98.99 ------ ------ 86.78 35.74 9.90 33.43 100 52 PEAK
Avg	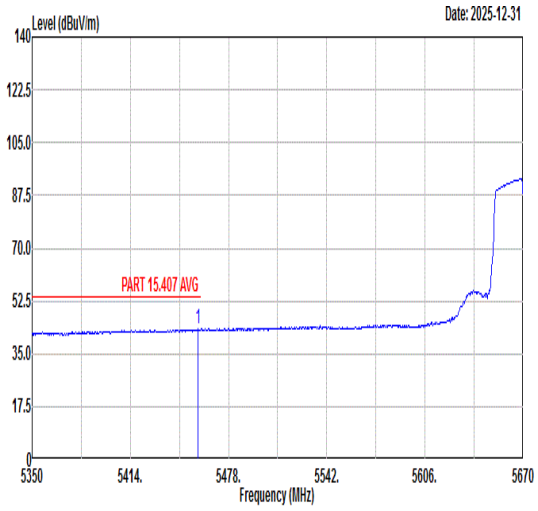 Freq Level Limit Line Margin (dB) Read Level Ant Factor Cable Loss Preamp Factor APos TPos Remark MHz dBuV/m dBuV/m dBuV dB/m dB dB cm deg 1 5458.16 43.40 54.00 -10.60 31.65 35.47 9.69 33.41 100 52 AVERAGE	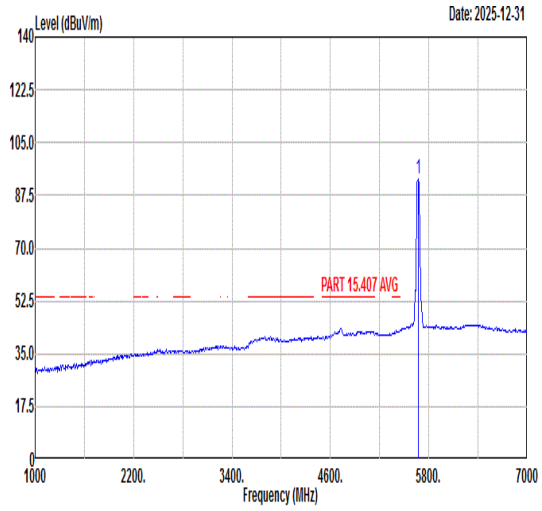 Freq Level Limit Line Margin (dB) Read Level Ant Factor Cable Loss Preamp Factor APos TPos Remark MHz dBuV/m dBuV/m dBuV dB/m dB dB cm deg 1 5670.00 93.00 ------ ------ 80.79 35.74 9.90 33.43 100 52 AVERAGE

Mode	24	
	Band Edge - R	
	U-NII-2C_5.47-5.725_802.11n HT40_CH134_Full_5670MHz	
ANT	22	
Pol.	Horizontal	Fundamental
Peak	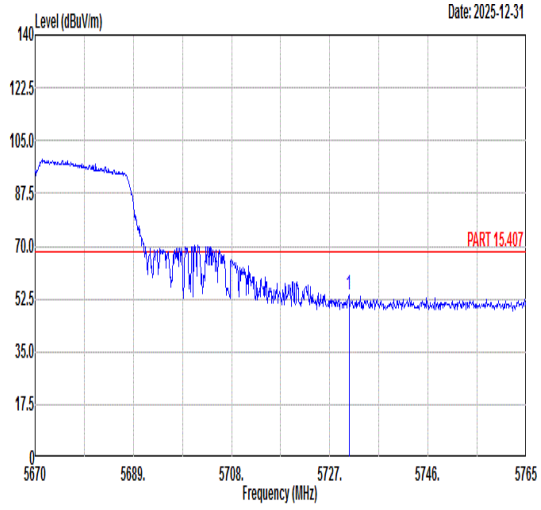 Freq Level Limit Line Margin (dB) Read Level Ant Factor Cable Loss Preamp Factor APos TPos Remark MHz dBuV/m dBuV/m dBuV dB/m dB dB cm deg 1 5730.71 53.98 68.30 -14.32 41.58 35.82 10.03 33.45 100 52 PEAK	Blank

Mode	24
	Band Edge - L
	U-NII-2C_5.47-5.725_802.11n HT40_CH134_Full_5670MHz
ANT	22

Pol.	Vertical	Fundamental
Peak	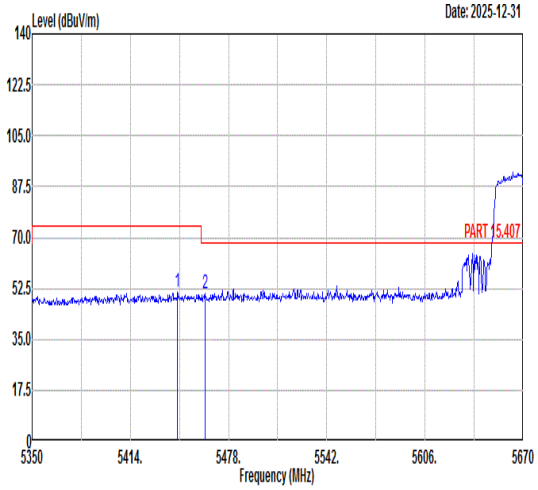 Freq Level Limit Line Margin (dB) Read Level Ant Factor Cable Loss Preamp Factor APos TPos Remark MHz dBuV/m dBuV/m dBuV dB/m dB dB cm deg 1 5444.72 51.04 74.00 -22.96 39.30 35.47 9.68 33.41 100 198 PEAK 2 5462.64 50.90 68.30 -17.40 39.14 35.48 9.69 33.41 100 198 PEAK	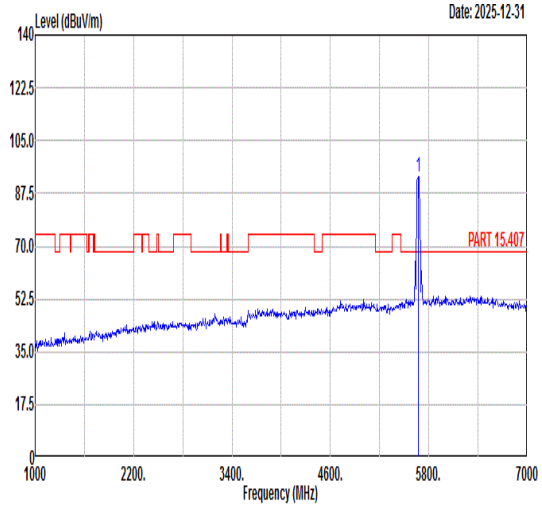 Freq Level Limit Line Margin (dB) Read Level Ant Factor Cable Loss Preamp Factor APos TPos Remark MHz dBuV/m dBuV/m dBuV dB/m dB dB cm deg 1 5670.00 93.11 ------ ------ 80.90 35.74 9.90 33.43 100 198 PEAK
Avg	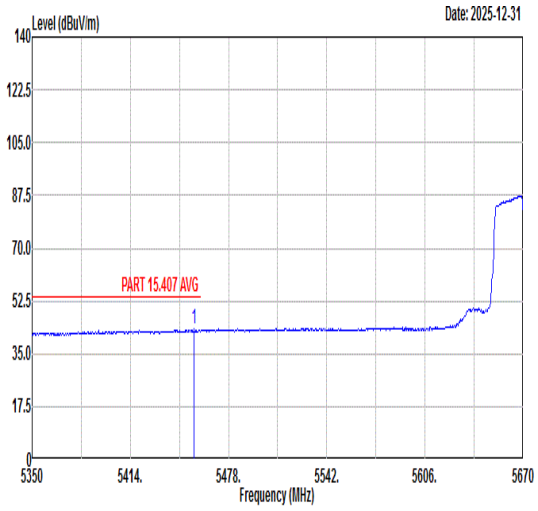 Freq Level Limit Line Margin (dB) Read Level Ant Factor Cable Loss Preamp Factor APos TPos Remark MHz dBuV/m dBuV/m dBuV dB/m dB dB cm deg 1 5455.60 43.19 54.00 -10.81 31.45 35.47 9.68 33.41 100 198 AVERAGE	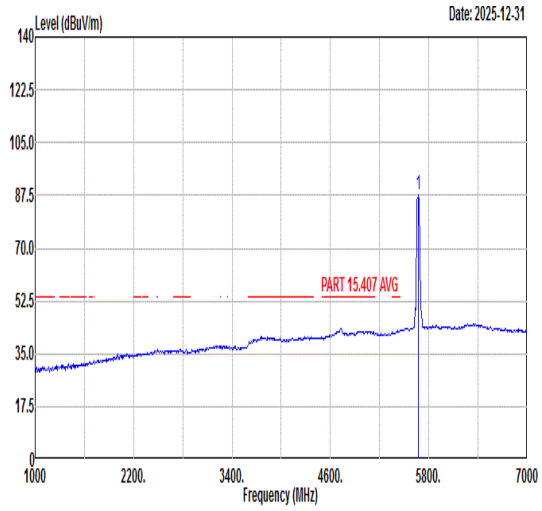 Freq Level Limit Line Margin (dB) Read Level Ant Factor Cable Loss Preamp Factor APos TPos Remark MHz dBuV/m dBuV/m dBuV dB/m dB dB cm deg 1 5670.00 87.51 ------ ------ 75.29 35.74 9.91 33.43 100 198 AVERAGE

Mode	24	
	Band Edge - R	
	U-NII-2C_5.47-5.725_802.11n HT40_CH134_Full_5670MHz	
ANT	22	
Pol.	Vertical	Fundamental
Peak	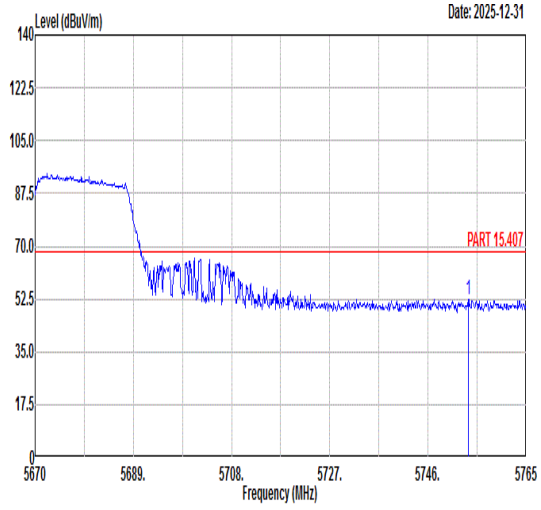 Freq Level Limit Line Margin (dB) Read Level Ant Factor Cable Loss Preamp Factor APos TPos Remark MHz dBuV/m dBuV/m dBuV dB/m dB dB cm deg 1 5753.79 52.52 68.30 -15.78 40.03 35.86 10.08 33.45 100 198 PEAK	Blank

Mode	25	
	Band Edge - L	
	U-NII-1_5.15-5.25_802.11ac VHT80_CH42_Full_5210MHz	
ANT	22	
Pol.	Horizontal	Fundamental
Peak	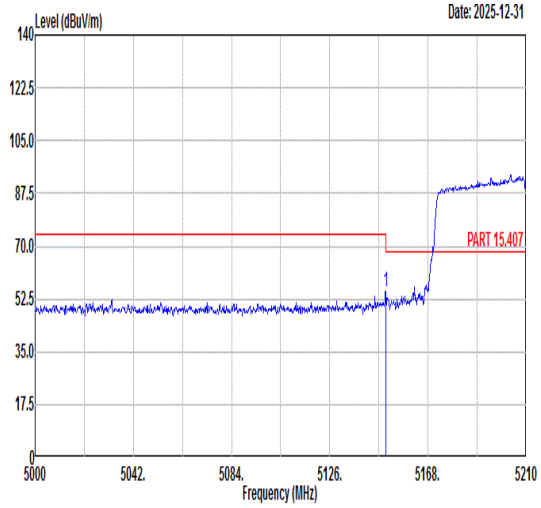 Freq Level Limit Line Margin (dB) Read Level Ant Factor Cable Loss Preamp Factor APos TPos Remark MHz dBuV/m dBuV/m dBuV dB/m dB dB cm deg 1 5149.94 54.94 74.00 -19.06 44.58 35.29 8.54 33.47 100 25 PEAK	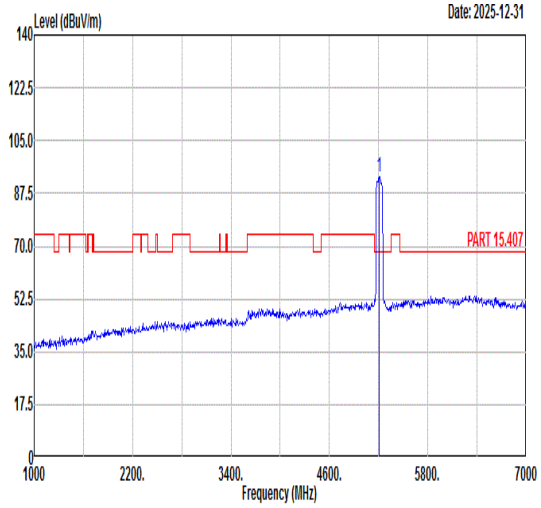 Freq Level Limit Line Margin (dB) Read Level Ant Factor Cable Loss Preamp Factor APos TPos Remark MHz dBuV/m dBuV/m dBuV dB/m dB dB cm deg 1 5210.00 93.20 ------ ------ 82.65 35.33 8.68 33.46 100 25 PEAK
Avg	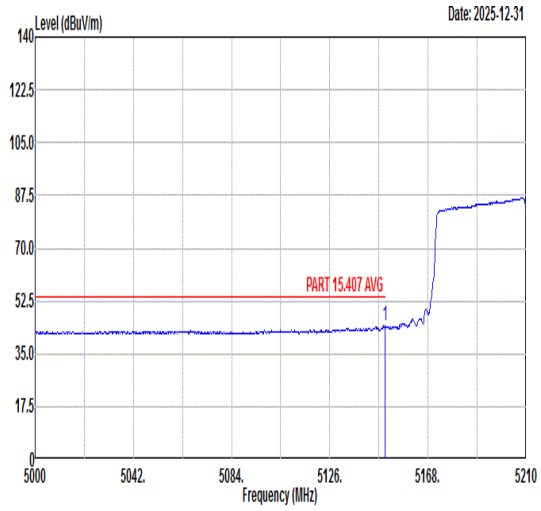 Freq Level Limit Line Margin (dB) Read Level Ant Factor Cable Loss Preamp Factor APos TPos Remark MHz dBuV/m dBuV/m dBuV dB/m dB dB cm deg 1 5149.73 44.26 54.00 -9.74 33.90 35.29 8.54 33.47 100 25 AVERAGE	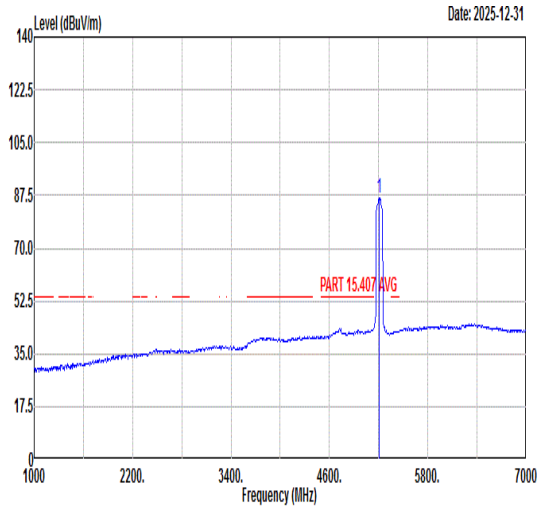 Freq Level Limit Line Margin (dB) Read Level Ant Factor Cable Loss Preamp Factor APos TPos Remark MHz dBuV/m dBuV/m dBuV dB/m dB dB cm deg 1 5210.00 86.61 ------ ------ 76.09 35.33 8.65 33.46 100 25 AVERAGE

Mode	25	
	Band Edge - R	
	U-NII-1_5.15-5.25_802.11ac VHT80_CH42_Full_5210MHz	
ANT	22	
Pol.	Horizontal	Fundamental
Peak	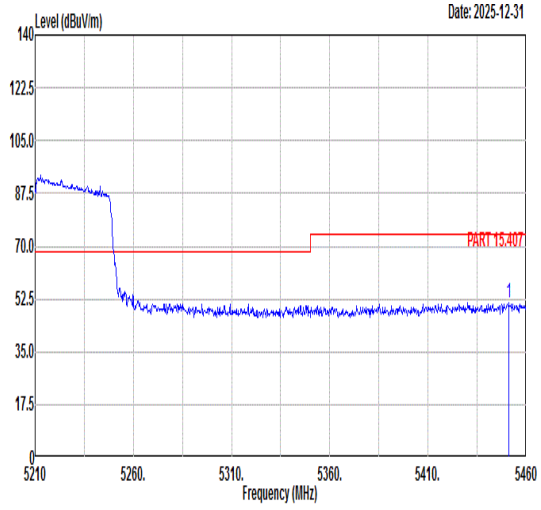 Freq Level Limit Line Margin (dB) Read Level Ant Factor Cable Loss Preamp Factor APos TPos Remark MHz dBuV/m dBuV/m dBuV dB/m dB dB cm deg 1 5451.25 51.11 74.00 -22.89 39.37 35.47 9.68 33.41 100 25 PEAK	Blank
Avg	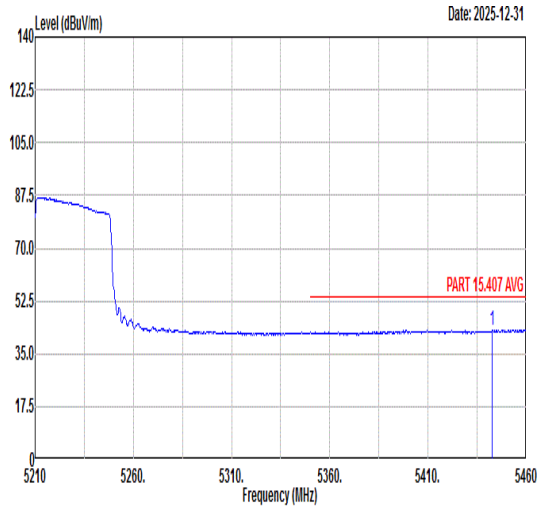 Freq Level Limit Line Margin (dB) Read Level Ant Factor Cable Loss Preamp Factor APos TPos Remark MHz dBuV/m dBuV/m dBuV dB/m dB dB cm deg 1 5442.75 42.97 54.00 -11.03 31.23 35.47 9.68 33.41 100 25 AVERAGE	Blank

Mode	25	
	Band Edge - L	
	U-NII-1_5.15-5.25_802.11ac VHT80_CH42_Full_5210MHz	
ANT	22	
Pol.	Vertical	Fundamental
Peak	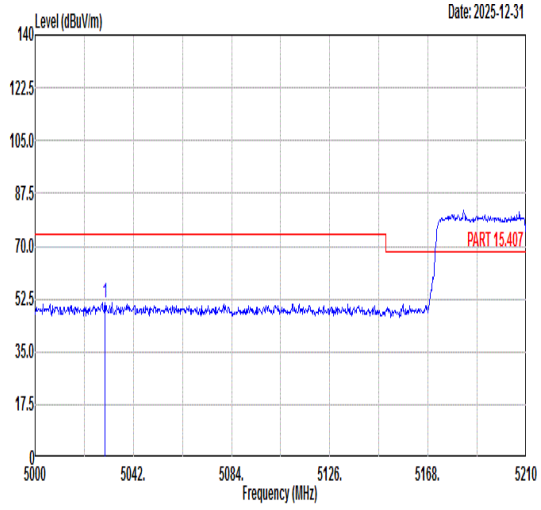 Freq Level Limit Line Margin (dB) Read Level Ant Factor Cable Loss Preamp Factor APos TPos Remark MHz dBuV/m dBuV/m dBuV dB/m dB dB cm deg 1 5029.82 51.39 74.00 -22.61 41.35 35.22 8.31 33.49 200 2 PEAK	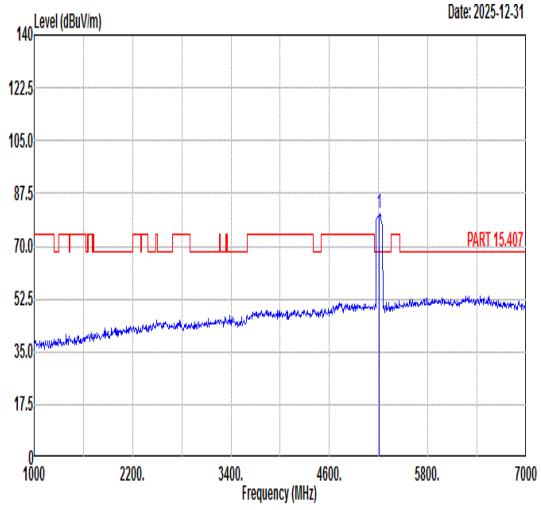 Freq Level Limit Line Margin (dB) Read Level Ant Factor Cable Loss Preamp Factor APos TPos Remark MHz dBuV/m dBuV/m dBuV dB/m dB dB cm deg 1 5210.00 80.64 ------ ------ 70.12 35.33 8.65 33.46 200 2 PEAK
Avg	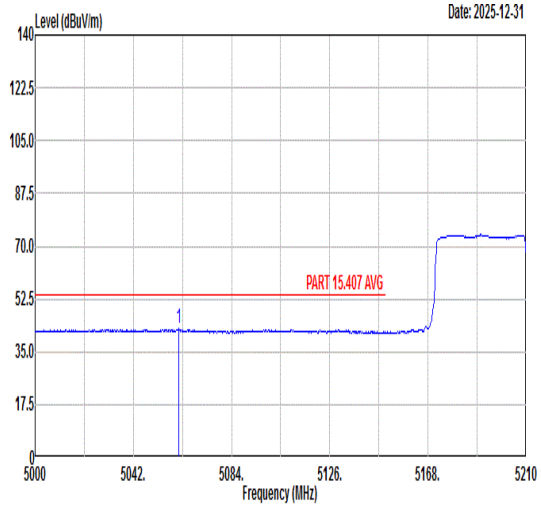 Freq Level Limit Line Margin (dB) Read Level Ant Factor Cable Loss Preamp Factor APos TPos Remark MHz dBuV/m dBuV/m dBuV dB/m dB dB cm deg 1 5061.53 42.67 54.00 -11.33 32.55 35.24 8.37 33.49 200 2 AVERAGE	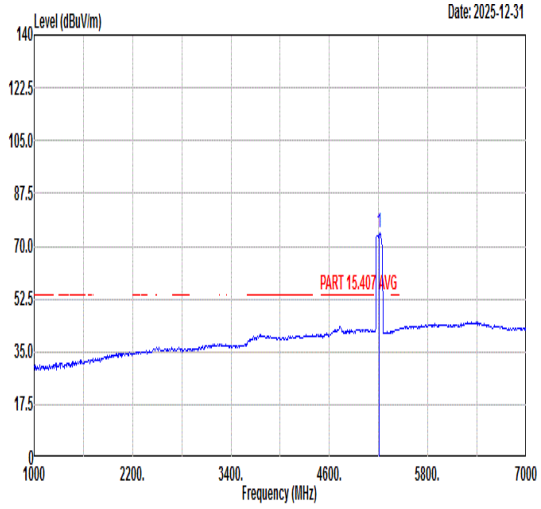 Freq Level Limit Line Margin (dB) Read Level Ant Factor Cable Loss Preamp Factor APos TPos Remark MHz dBuV/m dBuV/m dBuV dB/m dB dB cm deg 1 5210.00 74.39 ------ ------ 63.87 35.33 8.65 33.46 200 2 AVERAGE

Mode	25	
	Band Edge - R	
	U-NII-1_5.15-5.25_802.11ac VHT80_CH42_Full_5210MHz	
ANT	22	
Pol.	Vertical	Fundamental
Peak	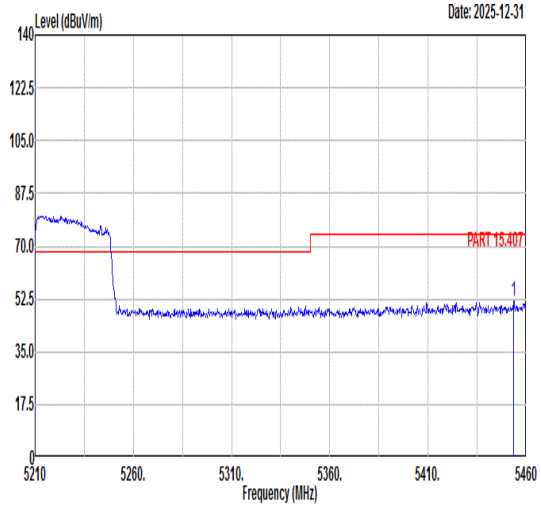 Freq Level Limit Line Margin (dB) Read Level Ant Factor Cable Loss Preamp Factor APos TPos Remark MHz dBuV/m dBuV/m dBuV dB/m dB dB cm deg 1 5453.50 51.66 74.00 -22.34 39.92 35.47 9.68 33.41 200 2 PEAK	Blank
Avg	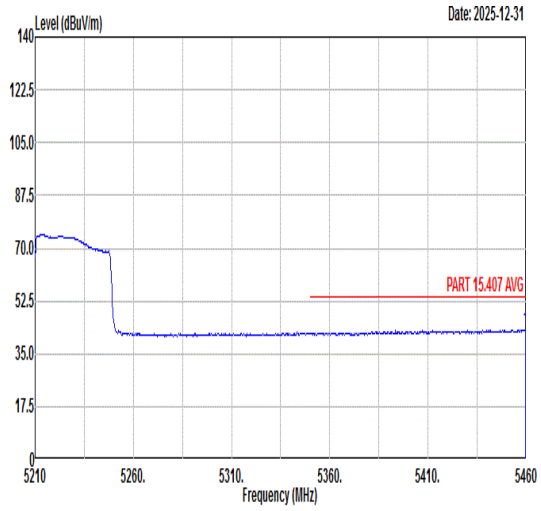 Freq Level Limit Line Margin (dB) Read Level Ant Factor Cable Loss Preamp Factor APos TPos Remark MHz dBuV/m dBuV/m dBuV dB/m dB dB cm deg 1 5459.75 43.05 54.00 -10.95 31.29 35.48 9.69 33.41 200 2 AVERAGE	Blank

Mode	26	
	Band Edge - L	
	U-NII-2A_5.25-5.35_802.11ac VHT80_CH58_Full_5290MHz	
ANT	22	
Pol.	Horizontal	Fundamental
Peak	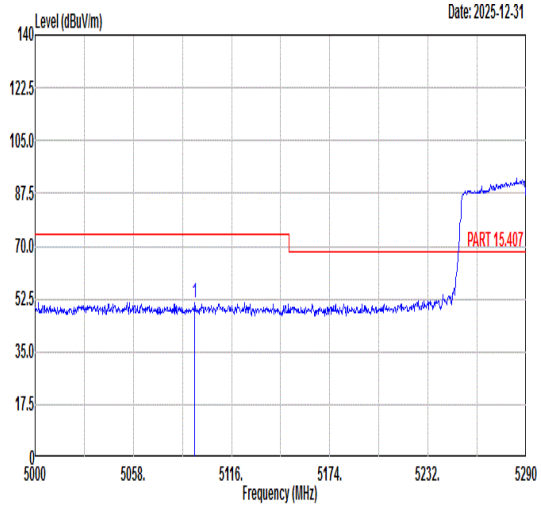 Freq Level Limit Line Margin (dB) Read Level Ant Factor Cable Loss Preamp Factor APos TPos Remark MHz dBuV/m dBuV/m dBuV dB/m dB dB cm deg 1 5094.25 51.27 74.00 -22.73 41.06 35.26 8.43 33.48 100 55 PEAK	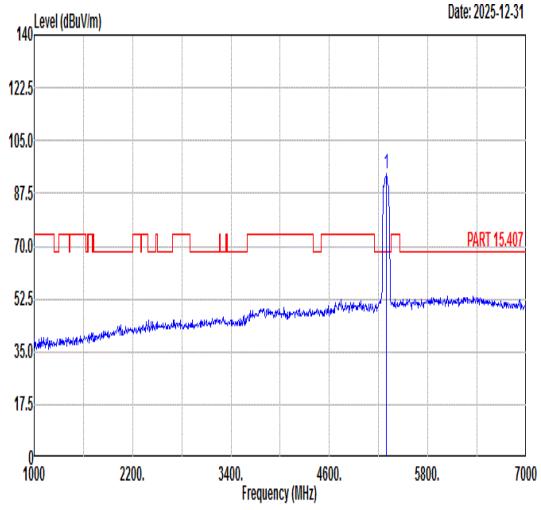 Freq Level Limit Line Margin (dB) Read Level Ant Factor Cable Loss Preamp Factor APos TPos Remark MHz dBuV/m dBuV/m dBuV dB/m dB dB cm deg 1 5290.00 94.05 ------ ------ 83.02 35.38 9.09 33.44 100 55 PEAK
Avg	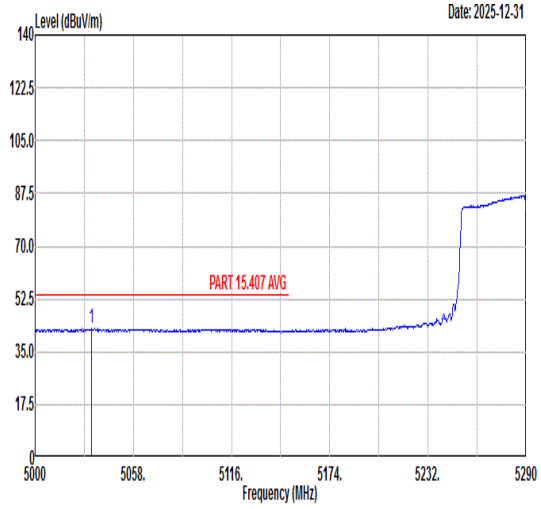 Freq Level Limit Line Margin (dB) Read Level Ant Factor Cable Loss Preamp Factor APos TPos Remark MHz dBuV/m dBuV/m dBuV dB/m dB dB cm deg 1 5033.06 42.66 54.00 -11.34 32.61 35.22 8.32 33.49 100 55 AVERAGE	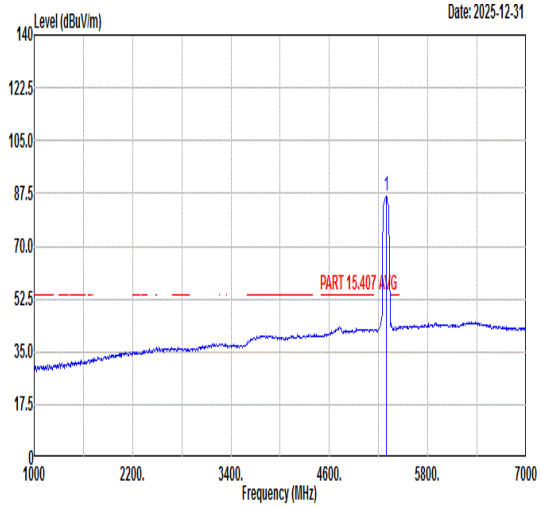 Freq Level Limit Line Margin (dB) Read Level Ant Factor Cable Loss Preamp Factor APos TPos Remark MHz dBuV/m dBuV/m dBuV dB/m dB dB cm deg 1 5290.00 86.66 ------ ------ 75.63 35.38 9.09 33.44 100 55 AVERAGE

Mode	26	
	Band Edge - R	
	U-NII-2A_5.25-5.35_802.11ac VHT80_CH58_Full_5290MHz	
ANT	22	
Pol.	Horizontal	Fundamental
Peak	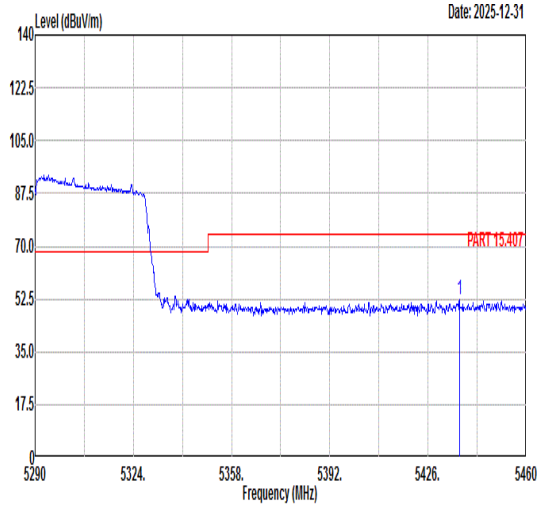 Freq Level Limit Line Margin (dB) Read Level Ant Factor Cable Loss Preamp Factor APos TPos Remark MHz dBuV/m dBuV/m dBuV dB/m dB dB cm deg 1 5436.88 52.08 74.00 -21.92 40.35 35.46 9.68 33.41 100 55 PEAK	Blank
Avg	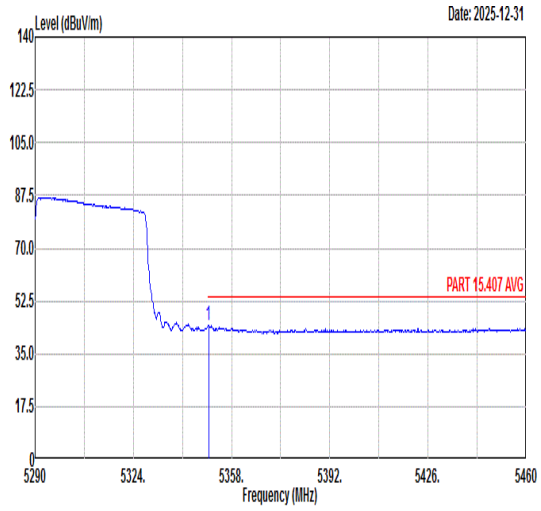 Freq Level Limit Line Margin (dB) Read Level Ant Factor Cable Loss Preamp Factor APos TPos Remark MHz dBuV/m dBuV/m dBuV dB/m dB dB cm deg 1 5350.01 44.39 54.00 -9.61 33.05 35.41 9.36 33.43 100 55 AVERAGE	Blank

Mode	26	
	Band Edge - L	
	U-NII-2A_5.25-5.35_802.11ac VHT80_CH58_Full_5290MHz	
ANT	22	
Pol.	Vertical	Fundamental
Peak	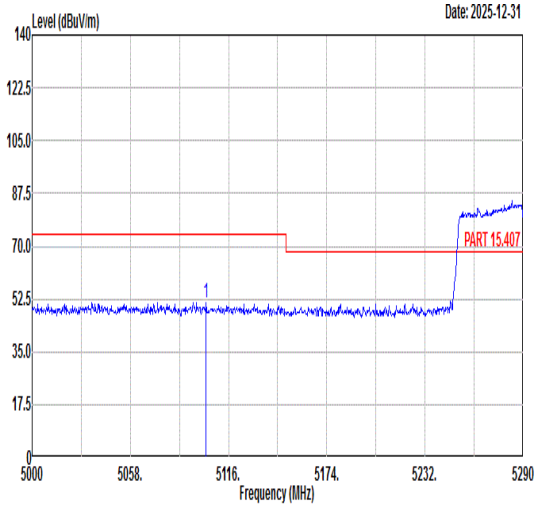 Freq Level Limit Line Margin (dB) Read Level Ant Factor Cable Loss Preamp Factor APos TPos Remark MHz dBuV/m dBuV/m dBuV dB/m dB dB cm deg 1 5102.66 51.40 74.00 -22.60 41.17 35.26 8.45 33.48 156 186 PEAK	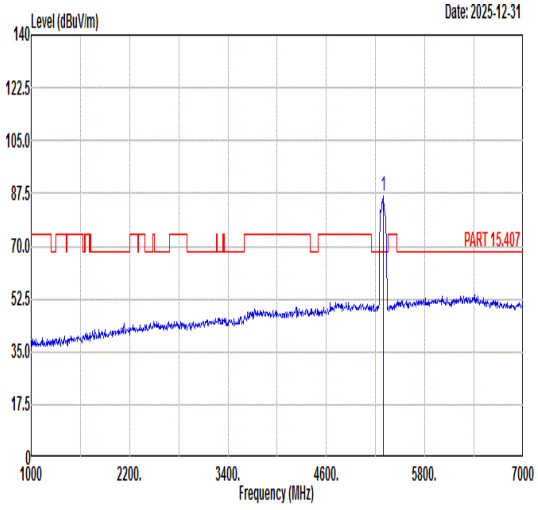 Freq Level Limit Line Margin (dB) Read Level Ant Factor Cable Loss Preamp Factor APos TPos Remark MHz dBuV/m dBuV/m dBuV dB/m dB dB cm deg 1 5290.00 86.39 ------ ------ 75.41 35.37 9.05 33.44 156 186 PEAK
Avg	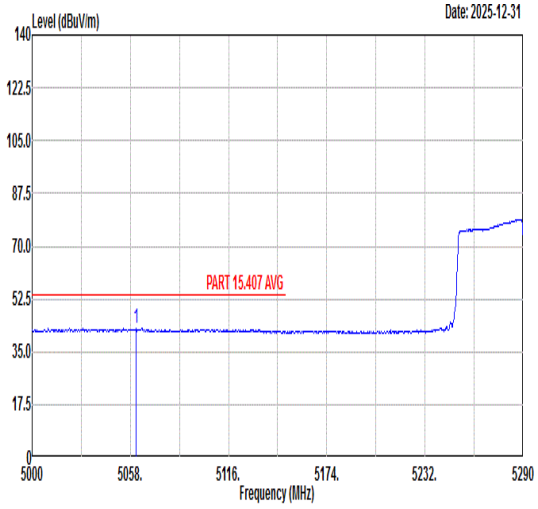 Freq Level Limit Line Margin (dB) Read Level Ant Factor Cable Loss Preamp Factor APos TPos Remark MHz dBuV/m dBuV/m dBuV dB/m dB dB cm deg 1 5061.48 42.65 54.00 -11.35 32.53 35.24 8.37 33.49 156 186 AVERAGE	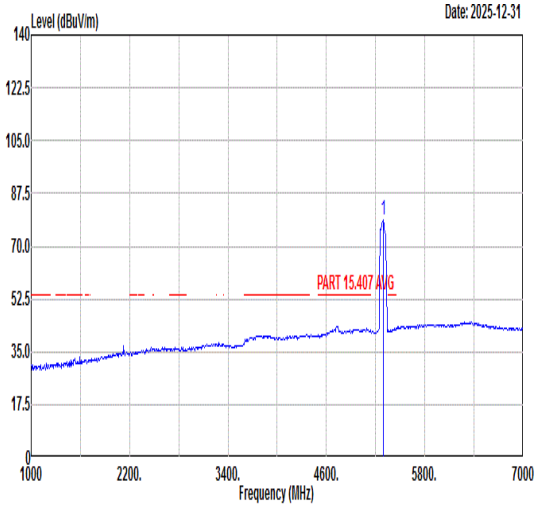 Freq Level Limit Line Margin (dB) Read Level Ant Factor Cable Loss Preamp Factor APos TPos Remark MHz dBuV/m dBuV/m dBuV dB/m dB dB cm deg 1 5290.00 78.97 ------ ------ 67.99 35.37 9.05 33.44 156 186 AVERAGE

Mode	26	
	Band Edge - R	
	U-NII-2A_5.25-5.35_802.11ac VHT80_CH58_Full_5290MHz	
ANT	22	
Pol.	Vertical	Fundamental
Peak	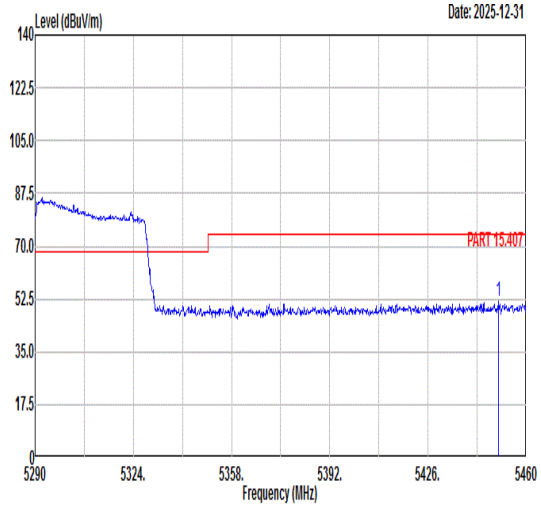 Freq Level Limit Line Margin (dB) Read Level Ant Factor Cable Loss Preamp Factor APos TPos Remark MHz dBuV/m dBuV/m dBuV dB/m dB dB cm deg 1 5450.31 51.98 74.00 -22.02 40.24 35.47 9.68 33.41 156 186 PEAK	Blank
Avg	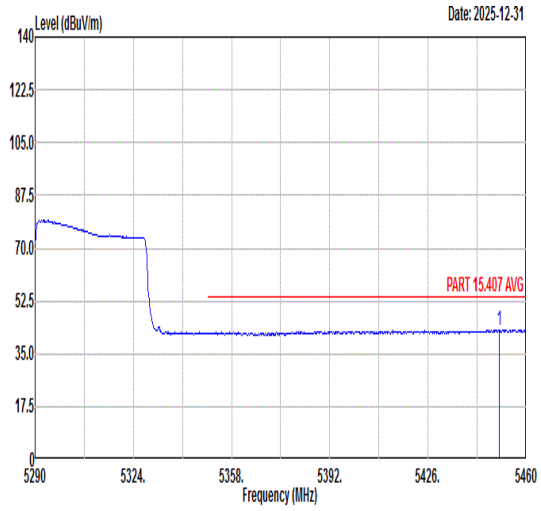 Freq Level Limit Line Margin (dB) Read Level Ant Factor Cable Loss Preamp Factor APos TPos Remark MHz dBuV/m dBuV/m dBuV dB/m dB dB cm deg 1 5450.65 42.97 54.00 -11.03 31.23 35.47 9.68 33.41 156 186 AVERAGE	Blank

Mode	27	
	Band Edge - L	
	U-NII-2C_5.47-5.725_802.11ac VHT80_CH106_Full_5530MHz	
ANT	22	
Pol.	Horizontal	Fundamental
Peak	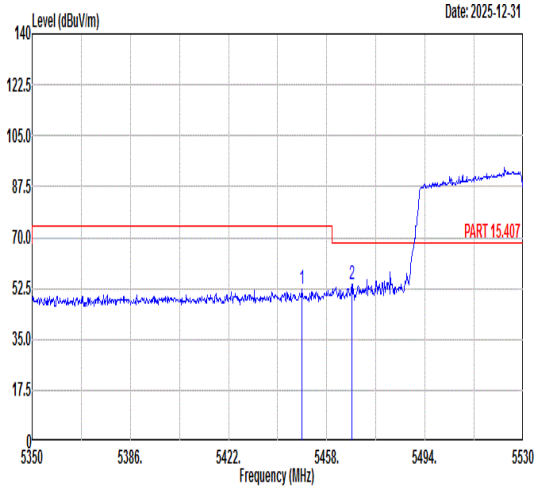 Freq Level Limit Line Margin (dB) Read Level Ant Factor Cable Loss Preamp Factor APos TPos Remark MHz dBuV/m dBuV/m dBuV dB/m dB dB cm deg 1 5449.00 52.55 74.00 -21.45 40.81 35.47 9.68 33.41 100 55 PEAK 2 5467.18 54.08 68.30 -14.22 42.32 35.48 9.69 33.41 100 55 PEAK	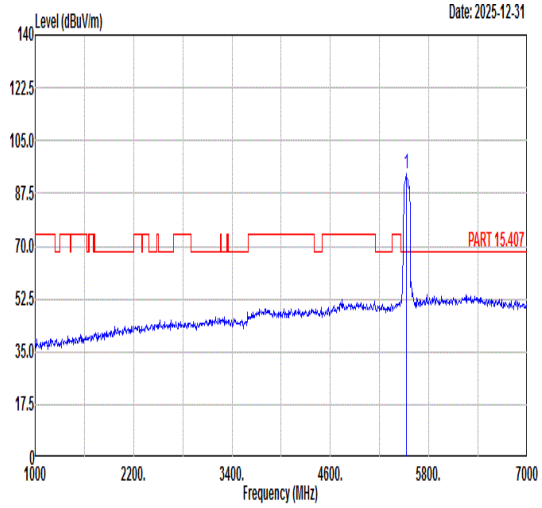 Freq Level Limit Line Margin (dB) Read Level Ant Factor Cable Loss Preamp Factor APos TPos Remark MHz dBuV/m dBuV/m dBuV dB/m dB dB cm deg 1 5530.00 94.09 ------ ------ 82.24 35.53 9.72 33.40 100 55 PEAK
Avg	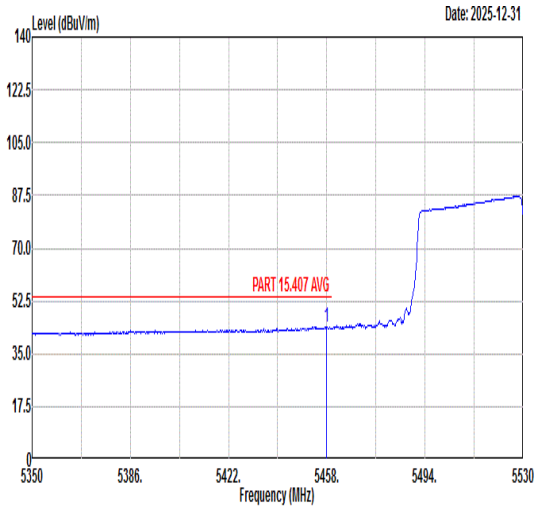 Freq Level Limit Line Margin (dB) Read Level Ant Factor Cable Loss Preamp Factor APos TPos Remark MHz dBuV/m dBuV/m dBuV dB/m dB dB cm deg 1 5457.82 44.04 54.00 -9.96 32.29 35.47 9.69 33.41 100 55 AVERAGE	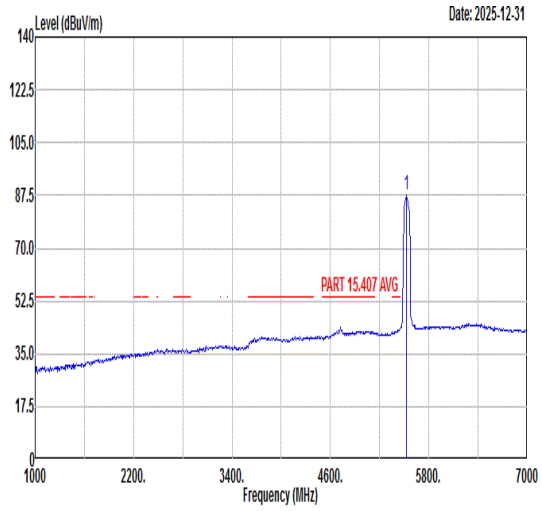 Freq Level Limit Line Margin (dB) Read Level Ant Factor Cable Loss Preamp Factor APos TPos Remark MHz dBuV/m dBuV/m dBuV dB/m dB dB cm deg 1 5530.00 87.64 ------ ------ 75.79 35.54 9.72 33.41 100 55 AVERAGE

Mode	27	
	Band Edge - R	
	U-NII-2C_5.47-5.725_802.11ac VHT80_CH106_Full_5530MHz	
ANT	22	
Pol.	Horizontal	Fundamental
Peak	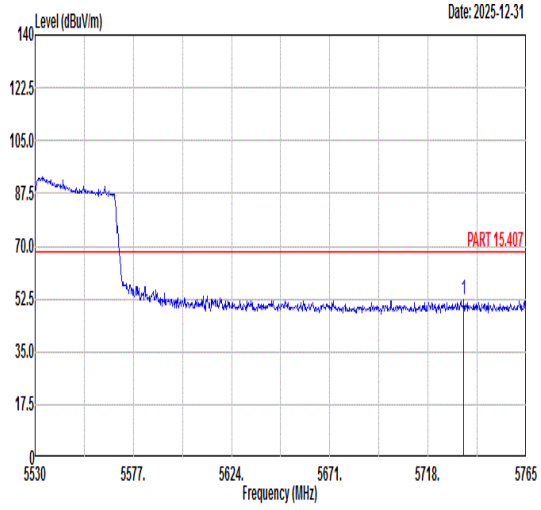	Blank

	Freq	Level	Limit Line	Margin (dB)	Read Level	Ant Factor	Cable Loss	Preamp Factor	APos	TPos	Remark
	MHz	dBuV/m	dBuV/m		dBuV	dB/m	dB	dB	cm	deg	
1	5735.16	52.08	68.30	-16.22	39.66	35.83	10.04	33.45	100	55	PEAK

Mode	27	
	Band Edge - L	
	U-NII-2C_5.47-5.725_802.11ac VHT80_CH106_Full_5530MHz	
ANT	22	
Pol.	Vertical	Fundamental
Peak	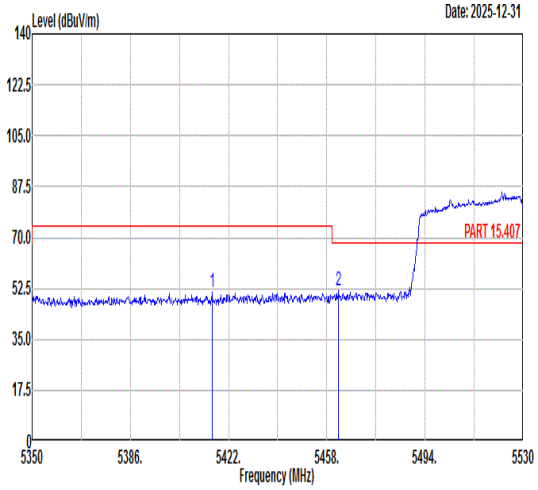 Freq Level Limit Line Margin (dB) Read Level Ant Factor Cable Loss Preamp Factor APos TPos Remark MHz dBuV/m dBuV/m dBuV dB/m dB dB cm deg 1 5415.88 51.08 74.00 -22.92 39.39 35.45 9.66 33.42 104 167 PEAK 2 5462.32 51.59 68.30 -16.71 39.83 35.48 9.69 33.41 104 167 PEAK	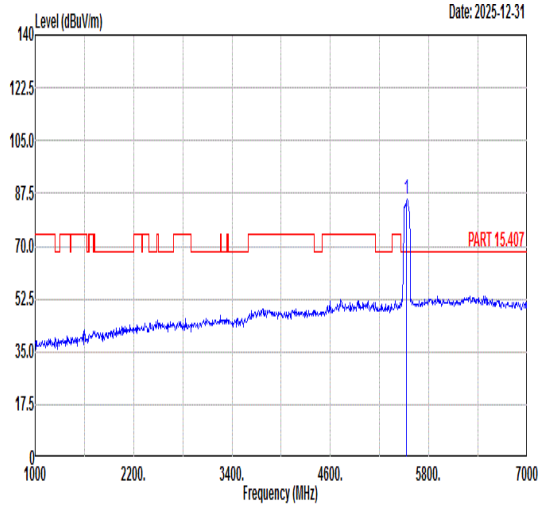 Freq Level Limit Line Margin (dB) Read Level Ant Factor Cable Loss Preamp Factor APos TPos Remark MHz dBuV/m dBuV/m dBuV dB/m dB dB cm deg 1 5530.00 85.51 ------ ------ 73.64 35.55 9.73 33.41 104 167 PEAK
Avg	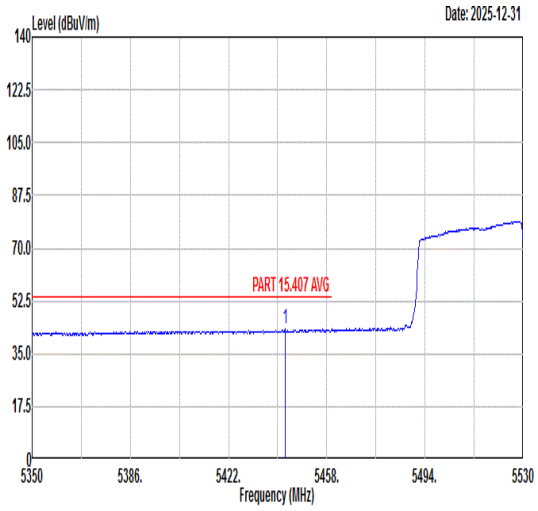 Freq Level Limit Line Margin (dB) Read Level Ant Factor Cable Loss Preamp Factor APos TPos Remark MHz dBuV/m dBuV/m dBuV dB/m dB dB cm deg 1 5442.88 43.33 54.00 -10.67 31.59 35.47 9.68 33.41 104 167 AVERAGE	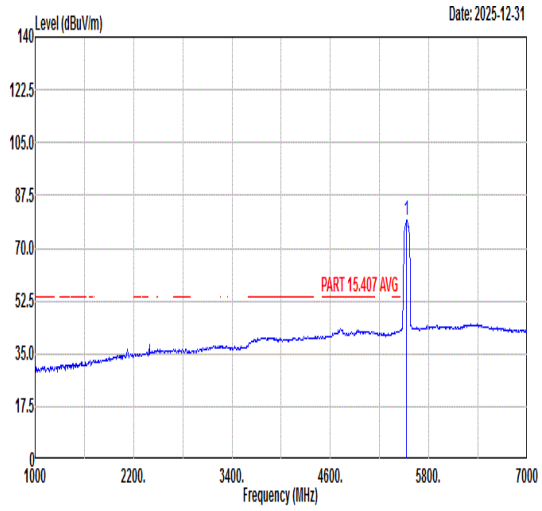 Freq Level Limit Line Margin (dB) Read Level Ant Factor Cable Loss Preamp Factor APos TPos Remark MHz dBuV/m dBuV/m dBuV dB/m dB dB cm deg 1 5530.00 79.11 ------ ------ 67.26 35.54 9.72 33.41 104 167 AVERAGE

Mode	27	
	Band Edge - R	
	U-NII-2C_5.47-5.725_802.11ac VHT80_CH106_Full_5530MHz	
ANT	22	
Pol.	Vertical	Fundamental
Peak	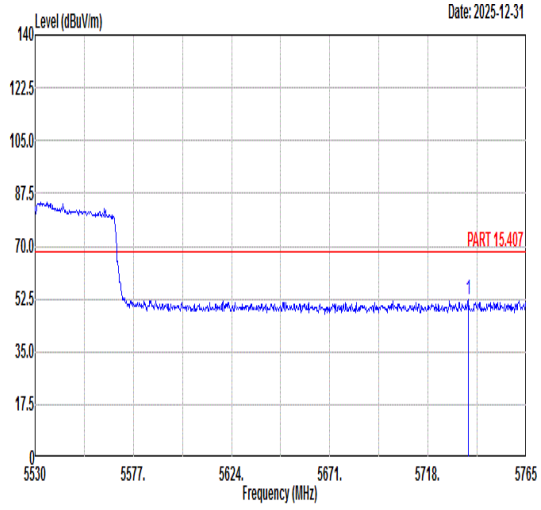 Freq Level Limit Line Margin (dB) Read Level Ant Factor Cable Loss Preamp Factor APos TPos Remark MHz dBuV/m dBuV/m dBuV dB/m dB dB cm deg 1 5737.27 52.25 68.30 -16.05 39.83 35.83 10.04 33.45 104 167 PEAK	Blank

Mode	28
	Band Edge - L
	U-NII-2C_5.47-5.725_802.11ac VHT80_CH122_Full_5610MHz
ANT	22

Pol.	Horizontal	Fundamental
Peak	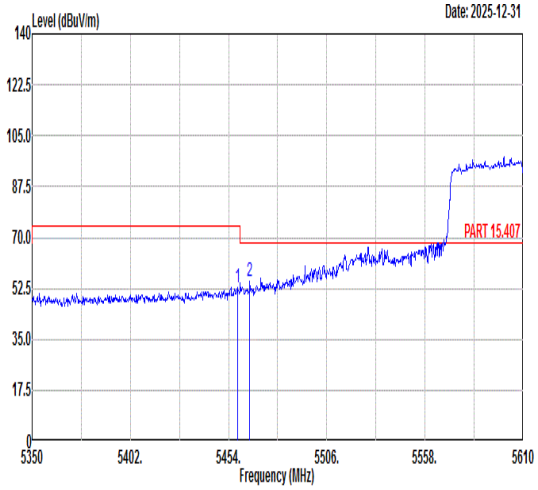 Freq Level Limit Line Margin (dB) Read Level Ant Factor Cable Loss Preamp Factor APos TPos Remark MHz dBuV/m dBuV/m dBuV dB/m dB dB cm deg 1 5458.68 52.65 74.00 -21.35 40.89 35.48 9.69 33.41 100 41 PEAK 2 5465.18 54.75 68.30 -13.55 42.99 35.48 9.69 33.41 100 41 PEAK	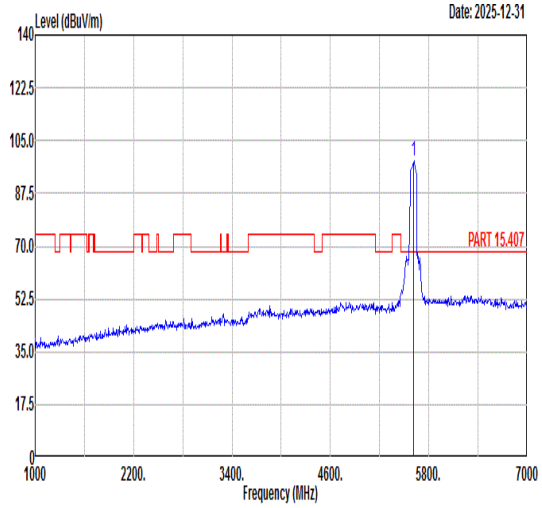 Freq Level Limit Line Margin (dB) Read Level Ant Factor Cable Loss Preamp Factor APos TPos Remark MHz dBuV/m dBuV/m dBuV dB/m dB dB cm deg 1 5610.00 98.36 ------ ------ 86.30 35.68 9.81 33.43 100 41 PEAK
Avg	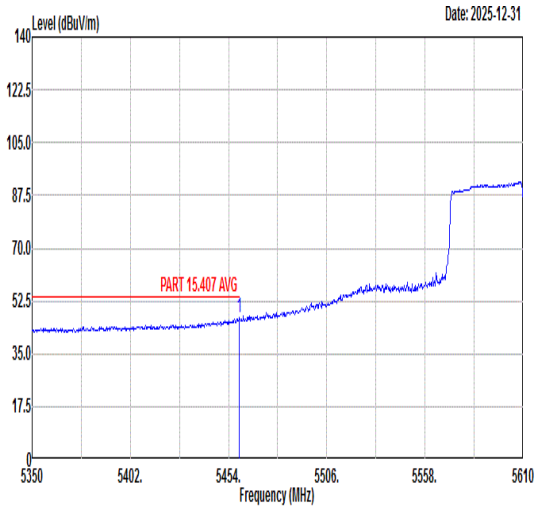 Freq Level Limit Line Margin (dB) Read Level Ant Factor Cable Loss Preamp Factor APos TPos Remark MHz dBuV/m dBuV/m dBuV dB/m dB dB cm deg 1 5459.72 46.76 54.00 -7.24 35.00 35.48 9.69 33.41 100 41 AVERAGE	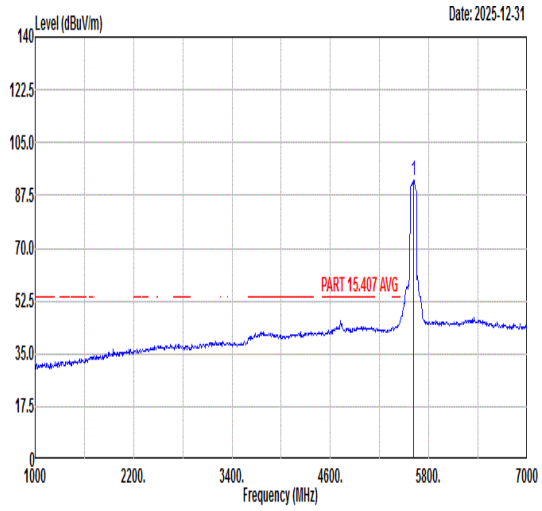 Freq Level Limit Line Margin (dB) Read Level Ant Factor Cable Loss Preamp Factor APos TPos Remark MHz dBuV/m dBuV/m dBuV dB/m dB dB cm deg 1 5610.00 92.42 ------ ------ 80.39 35.66 9.79 33.42 100 41 AVERAGE

Mode	28	
	Band Edge - R	
	U-NII-2C_5.47-5.725_802.11ac VHT80_CH122_Full_5610MHz	
ANT	22	
Pol.	Horizontal	Fundamental
Peak	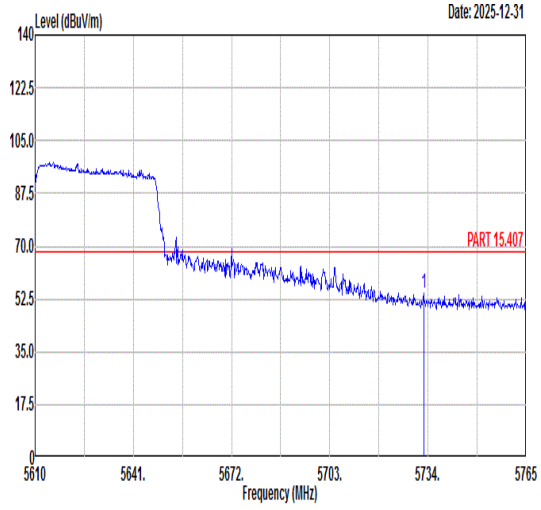 Freq Level Limit Line Margin (dB) Read Level Ant Factor Cable Loss Preamp Factor APos TPos Remark MHz dBuV/m dBuV/m dBuV dB/m dB dB cm deg 1 5732.61 54.34 68.30 -13.96 41.93 35.83 10.03 33.45 100 41 PEAK	Blank

Mode	28	
	Band Edge - L	
	U-NII-2C_5.47-5.725_802.11ac VHT80_CH122_Full_5610MHz	
ANT	22	
Pol.	Vertical	Fundamental
Peak	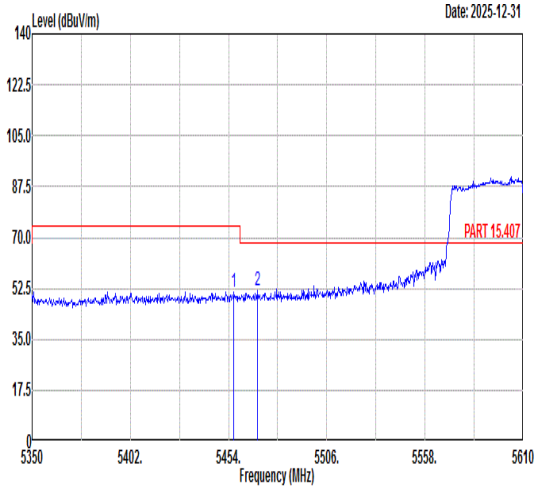 Freq Level Limit Line Margin (dB) Read Level Ant Factor Cable Loss Preamp Factor APos TPos Remark MHz dBuV/m dBuV/m dBuV dB/m dB dB cm deg 1 5456.86 51.39 74.00 -22.61 39.64 35.47 9.69 33.41 393 191 PEAK 2 5469.34 51.58 68.30 -16.72 39.82 35.48 9.69 33.41 393 191 PEAK	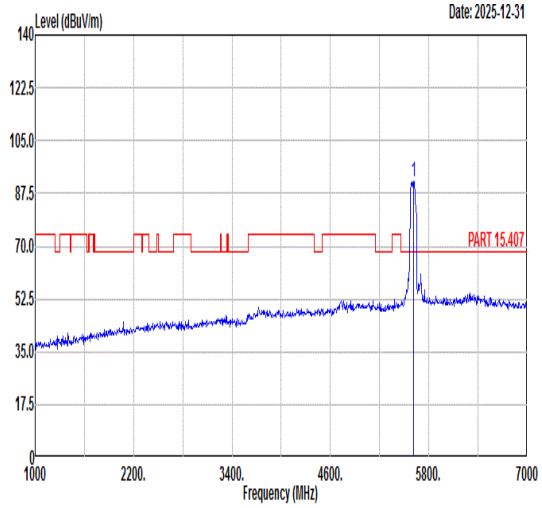 Freq Level Limit Line Margin (dB) Read Level Ant Factor Cable Loss Preamp Factor APos TPos Remark MHz dBuV/m dBuV/m dBuV dB/m dB dB cm deg 1 5610.00 91.55 ------ ------ 79.52 35.66 9.79 33.42 393 191 PEAK
Avg	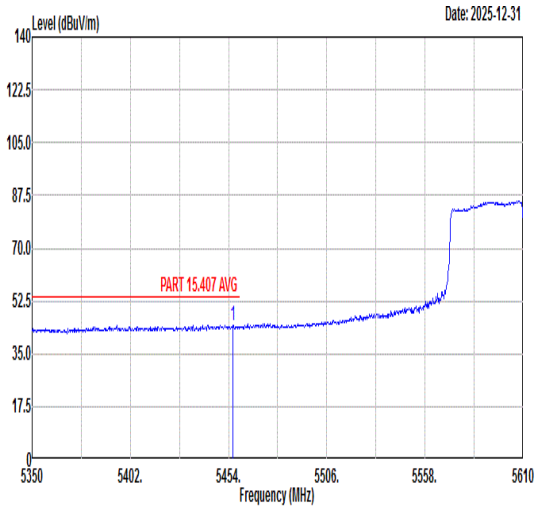 Freq Level Limit Line Margin (dB) Read Level Ant Factor Cable Loss Preamp Factor APos TPos Remark MHz dBuV/m dBuV/m dBuV dB/m dB dB cm deg 1 5456.34 44.59 54.00 -9.41 32.84 35.47 9.69 33.41 393 191 AVERAGE	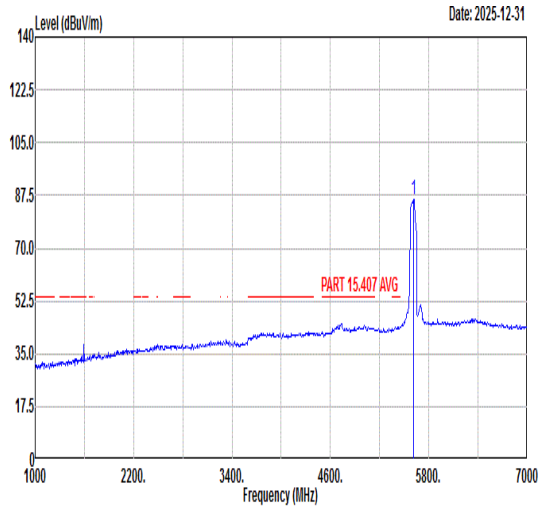 Freq Level Limit Line Margin (dB) Read Level Ant Factor Cable Loss Preamp Factor APos TPos Remark MHz dBuV/m dBuV/m dBuV dB/m dB dB cm deg 1 5610.00 86.03 ------ ------ 74.00 35.66 9.79 33.42 393 191 AVERAGE

Mode	28	
	Band Edge - R	
	U-NII-2C_5.47-5.725_802.11ac VHT80_CH122_Full_5610MHz	
ANT	22	
Pol.	Vertical	Fundamental
Peak	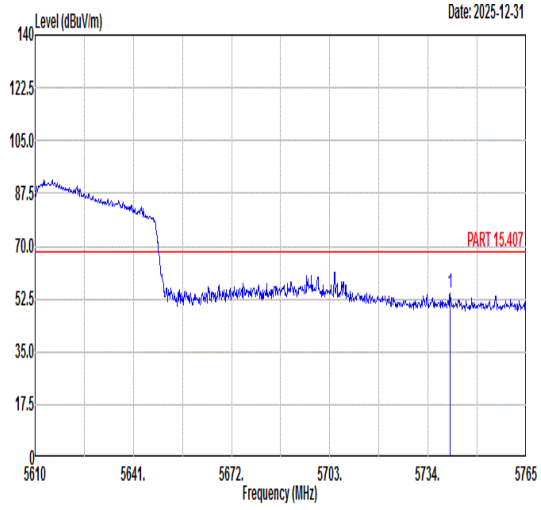	Blank

	Freq	Level	Limit Line	Margin (dB)	Read Level	Ant Factor	Cable Loss	Preamp Factor	APos	TPos	Remark
	MHz	dBuV/m	dBuV/m		dBuV	dB/m	dB	dB	cm	deg	
1	5740.98	54.56	68.30	-13.74	42.12	35.84	10.05	33.45	393	191	PEAK

Mode	29	
	Harmonic	
	U-NII-2C_5.47-5.85_802.11a_CH144_Full_5720MHz	
ANT	22	
Pol.	Horizontal	Vertical
Peak Avg	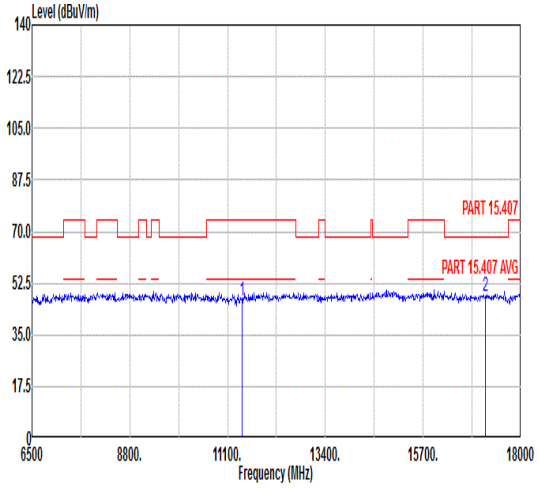 Freq Level Limit Line Margin Read Level Ant Factor Cable Loss Preamp Factor APos TPos Remark MHz dBuV/m dBuV/m dB dBuV dB/m dB dB cm deg 1 11440.00 46.74 74.00 -27.26 46.07 38.43 12.84 50.60 --- --- Peak 2 17160.00 47.93 68.30 -20.37 42.35 42.75 15.66 52.83 --- --- Peak	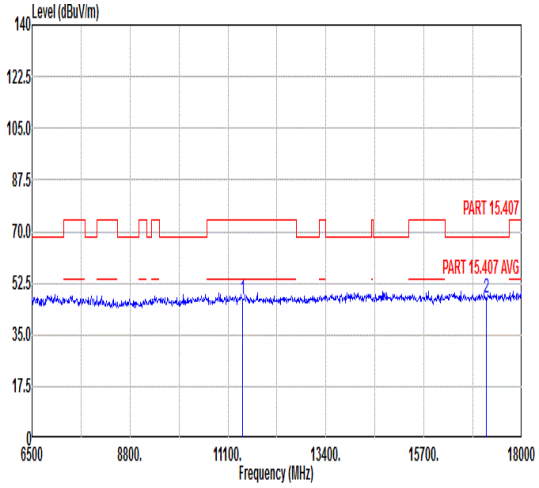 Freq Level Limit Line Margin Read Level Ant Factor Cable Loss Preamp Factor APos TPos Remark MHz dBuV/m dBuV/m dB dBuV dB/m dB dB cm deg 1 11440.00 47.15 74.00 -26.85 46.48 38.43 12.84 50.60 --- --- Peak 2 17160.00 47.31 68.30 -20.99 41.73 42.75 15.66 52.83 --- --- Peak

Mode	30	
	Band Edge	
	U-NII-2C_5.47-5.85_802.11n HT20_CH144_Full_5720MHz	
ANT	22	
Pol.	Horizontal	Fundamental
Peak	Blank	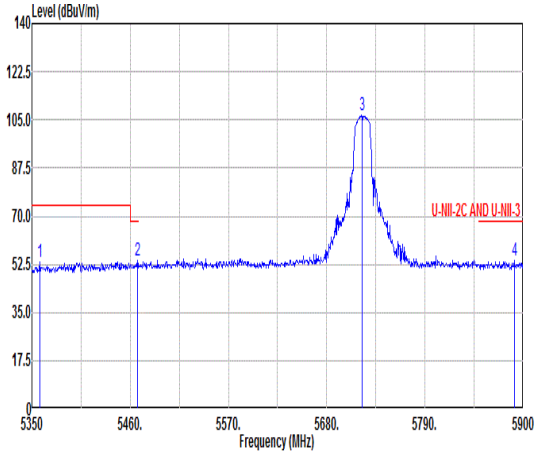 Freq Level Limit Line Margin Read Level Ant Factor Cable Loss Preamp Factor APos TPos Remark MHz dBuV/m dBuV/m dB dBuV dB/m dB dB cm deg 1 5358.80 53.18 74.00 -20.82 41.78 35.42 9.41 33.43 100 62 Peak 2 5468.25 53.83 68.30 -14.47 42.07 35.48 9.69 33.41 100 62 Peak 3 5720.00 106.66 ------ ------ 94.28 35.81 10.01 33.44 100 62 Peak 4 5890.10 53.85 68.30 -14.45 40.91 36.05 10.37 33.48 100 62 Peak
Avg	Blank	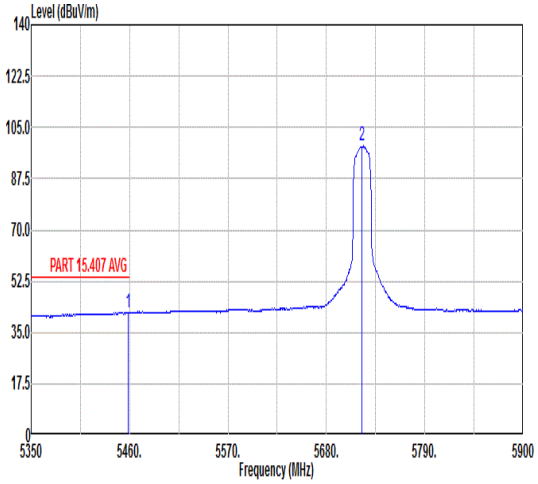 Freq Level Limit Line Margin Read Level Ant Factor Cable Loss Preamp Factor APos TPos Remark MHz dBuV/m dBuV/m dB dBuV dB/m dB dB cm deg 1 5458.35 41.76 54.00 -12.24 30.00 35.48 9.69 33.41 100 62 Peak 2 5720.00 98.56 ------ ------ 86.18 35.81 10.01 33.44 100 62 Average

Mode	30	
	Band Edge	
	U-NII-2C_5.47-5.85_802.11n HT20_CH144_Full_5720MHz	
ANT	22	
Pol.	Vertical	Fundamental
Peak	Blank	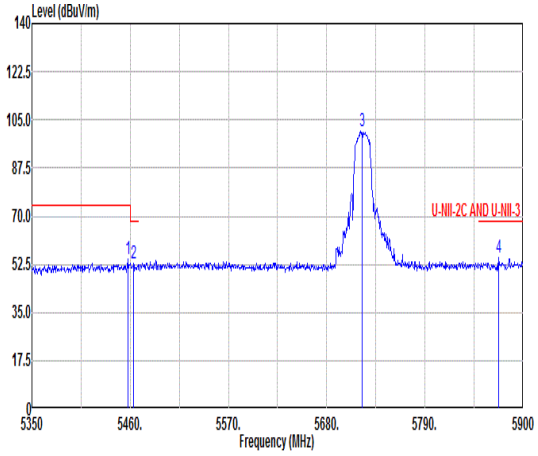 Freq Level Limit Line Margin Read Level Ant Factor Cable Loss Preamp Factor APos TPos Remark MHz dBuV/m dBuV/m dB dBuV dB/m dB dB cm deg 1 5457.25 54.36 74.00 -19.64 42.61 35.47 9.69 33.41 299 293 Peak 2 5463.85 52.64 68.30 -15.66 40.88 35.48 9.69 33.41 299 293 Peak 3 5720.00 100.73 ------ ------ 88.35 35.81 10.01 33.44 299 293 Peak 4 5872.50 54.98 68.30 -13.32 42.10 36.02 10.33 33.47 299 293 Peak
AVG	Blank	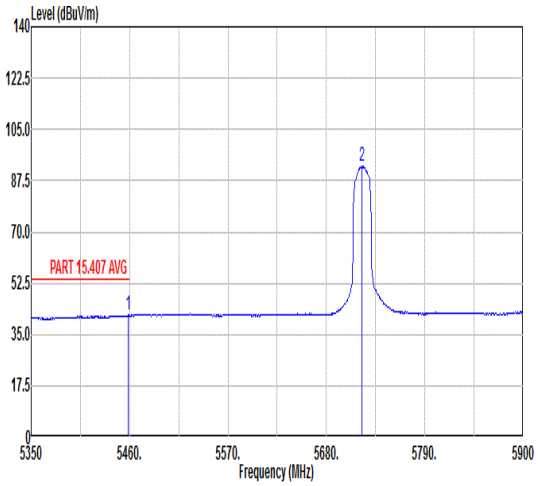 Freq Level Limit Line Margin Read Level Ant Factor Cable Loss Preamp Factor APos TPos Remark MHz dBuV/m dBuV/m dB dBuV dB/m dB dB cm deg 1 5458.35 41.53 54.00 -12.47 29.77 35.48 9.69 33.41 299 293 Peak 2 5720.00 92.32 ------ ------ 79.94 35.81 10.01 33.44 299 293 Average

Mode	30	
	Harmonic	
	U-NII-2C_5.47-5.85_802.11n HT20_CH144_Full_5720MHz	
ANT	22	
Pol.	Horizontal	Vertical
Peak Avg	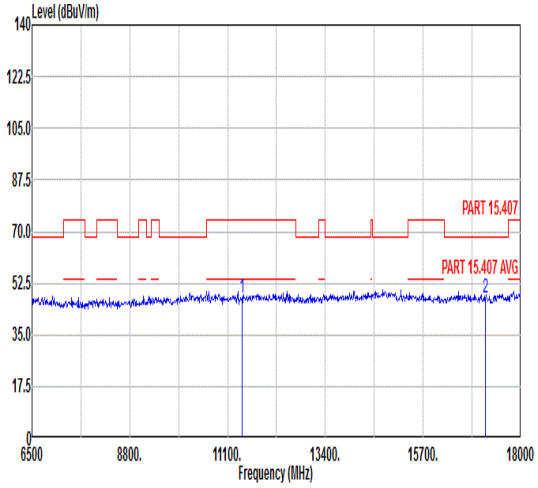 Freq Level Limit Line Margin Read Level Ant Factor Cable Loss Preamp Factor APos TPos Remark MHz dBuV/m dBuV/m dB dBuV dB/m dB dB cm deg 1 11440.00 47.42 74.00 -26.58 46.75 38.43 12.84 50.60 --- --- Peak 2 17160.00 47.74 68.30 -20.56 42.16 42.75 15.66 52.83 --- --- Peak	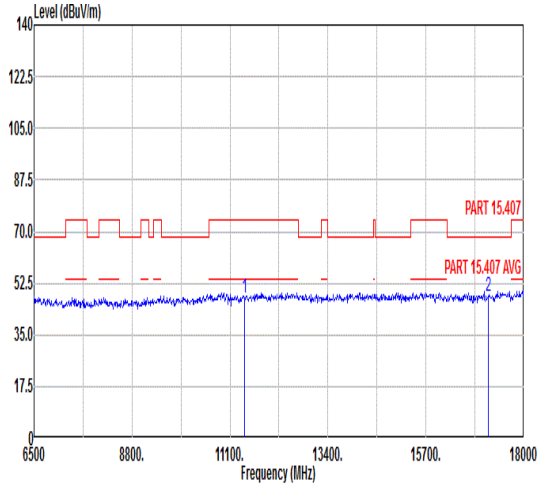 Freq Level Limit Line Margin Read Level Ant Factor Cable Loss Preamp Factor APos TPos Remark MHz dBuV/m dBuV/m dB dBuV dB/m dB dB cm deg 1 11440.00 47.43 74.00 -26.57 46.76 38.43 12.84 50.60 --- --- Peak 2 17160.00 47.92 68.30 -20.38 42.34 42.75 15.66 52.83 --- --- Peak

Mode	31	
	Band Edge	
	U-NII-2C_5.725-5.85_802.11n HT40_CH142_5710MHz	
ANT	22	
Pol.	Horizontal	Fundamental
Peak	Blank	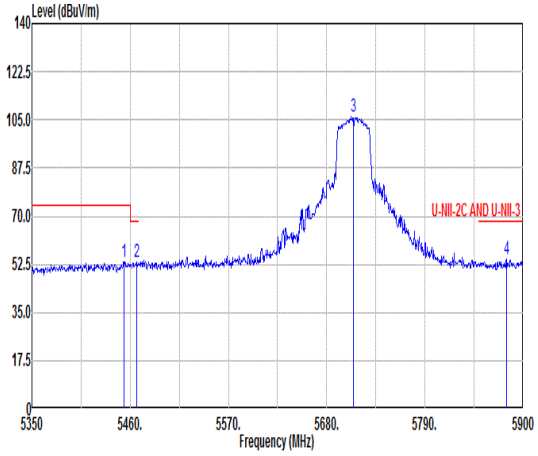 Freq Level Limit Line Margin Read Level Ant Factor Cable Loss Preamp Factor APos TPos Remark MHz dBuV/m dBuV/m dB dBuV dB/m dB dB cm deg 1 5453.40 53.60 74.00 -20.40 41.86 35.47 9.68 33.41 100 57 Peak 2 5467.70 53.61 68.30 -14.69 41.85 35.48 9.69 33.41 100 57 Peak 3 5710.00 105.93 ------ ------ 93.59 35.79 9.99 33.44 100 57 Peak 4 5881.30 54.56 68.30 -13.74 41.66 36.03 10.35 33.48 100 57 Peak
AVG	Blank	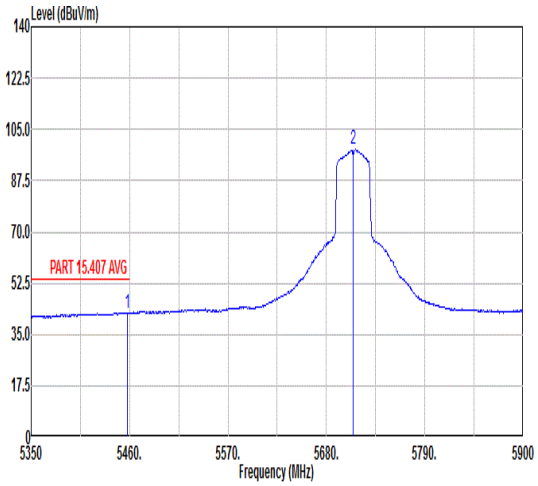 Freq Level Limit Line Margin Read Level Ant Factor Cable Loss Preamp Factor APos TPos Remark MHz dBuV/m dBuV/m dB dBuV dB/m dB dB cm deg 1 5457.25 42.53 54.00 -11.47 30.78 35.47 9.69 33.41 100 57 Peak 2 5710.00 98.03 ------ ------ 85.69 35.79 9.99 33.44 100 57 Average

Mode	31	
	Band Edge	
	U-NII-2C_5.725-5.85_802.11n HT40_CH142_5710MHz	
ANT	22	
Pol.	Vertical	Fundamental
Peak	Blank	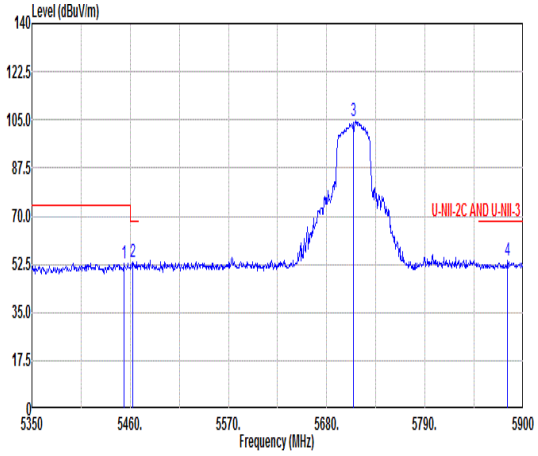 Freq Level Limit Line Margin Read Level Ant Factor Cable Loss Preamp Factor APos TPos Remark MHz dBuV/m dBuV/m dB dBuV dB/m dB dB cm deg 1 5452.85 53.00 74.00 -21.00 41.26 35.47 9.68 33.41 397 185 Peak 2 5462.75 53.45 68.30 -14.85 41.69 35.48 9.69 33.41 397 185 Peak 3 5710.00 104.39 ------ ------ 92.05 35.79 9.99 33.44 397 185 Peak 4 5882.40 53.72 68.30 -14.58 40.81 36.04 10.35 33.48 397 185 Peak
AVG	Blank	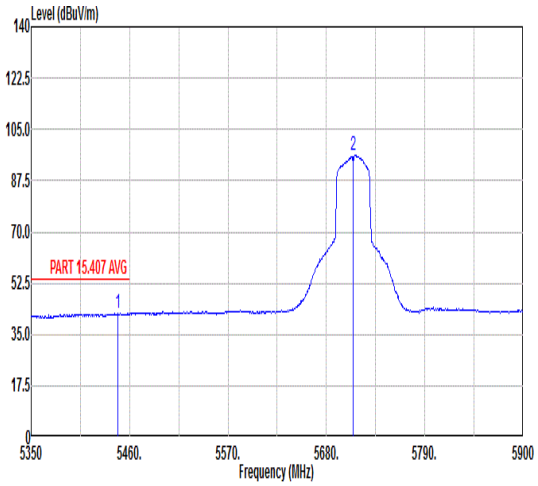 Freq Level Limit Line Margin Read Level Ant Factor Cable Loss Preamp Factor APos TPos Remark MHz dBuV/m dBuV/m dB dBuV dB/m dB dB cm deg 1 5446.80 42.39 54.00 -11.61 30.65 35.47 9.68 33.41 397 185 Peak 2 5710.00 96.26 ------ ------ 83.92 35.79 9.99 33.44 397 185 Average

Mode	32	
	Band Edge	
	U-NII-2C_5.725-5.85_802.11ac VHT80_CH138_5690MHz	
ANT	22	
Pol.	Horizontal	Fundamental
Peak	Blank	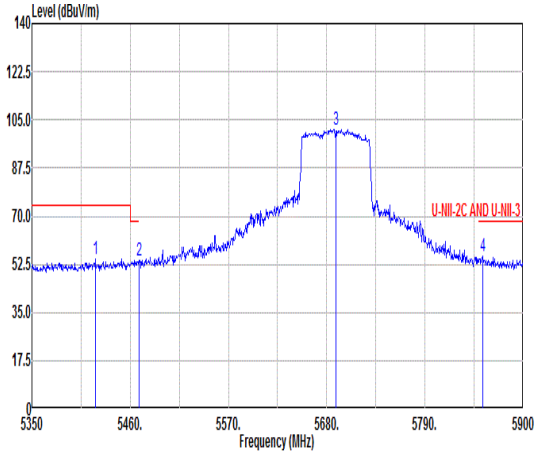 Freq Level Limit Line Margin Read Level Ant Factor Cable Loss Preamp Factor APos TPos Remark MHz dBuV/m dBuV/m dB dBuV dB/m dB dB cm deg 1 5420.95 54.51 74.00 -19.49 42.81 35.45 9.67 33.42 100 58 Peak 2 5469.90 54.04 68.30 -14.26 42.28 35.48 9.69 33.41 100 58 Peak 3 5690.00 101.44 ------ ------ 89.16 35.77 9.95 33.44 100 58 Peak 4 5854.35 55.21 68.30 -13.09 42.39 36.00 10.29 33.47 100 58 Peak
AVG	Blank	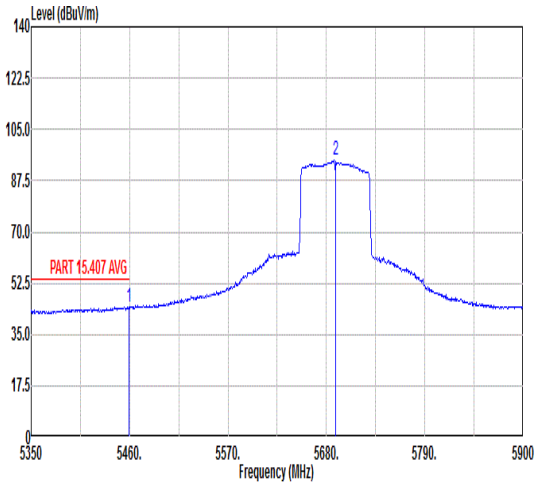 Freq Level Limit Line Margin Read Level Ant Factor Cable Loss Preamp Factor APos TPos Remark MHz dBuV/m dBuV/m dB dBuV dB/m dB dB cm deg 1 5459.45 44.36 54.00 -9.64 32.60 35.48 9.69 33.41 100 58 Peak 2 5690.00 94.38 ------ ------ 82.10 35.77 9.95 33.44 100 58 Average

Mode	32	
	Band Edge	
	U-NII-2C_5.725-5.85_802.11ac VHT80_CH138_5690MHz	
ANT	22	
Pol.	Vertical	Fundamental
Peak	Blank	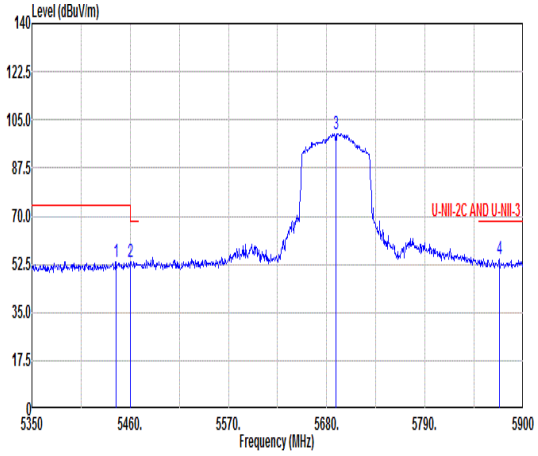 Freq Level Limit Line Margin Read Level Ant Factor Cable Loss Preamp Factor APos TPos Remark MHz dBuV/m dBuV/m dB dBuV dB/m dB dB cm deg 1 5444.05 53.58 74.00 -20.42 41.84 35.47 9.68 33.41 395 204 Peak 2 5460.00 53.31 68.30 -14.99 41.55 35.48 9.69 33.41 395 204 Peak 3 5690.00 100.09 ------ ------ 87.81 35.77 9.95 33.44 395 204 Peak 4 5873.05 54.36 68.30 -13.94 41.48 36.02 10.33 33.47 395 204 Peak
AVG	Blank	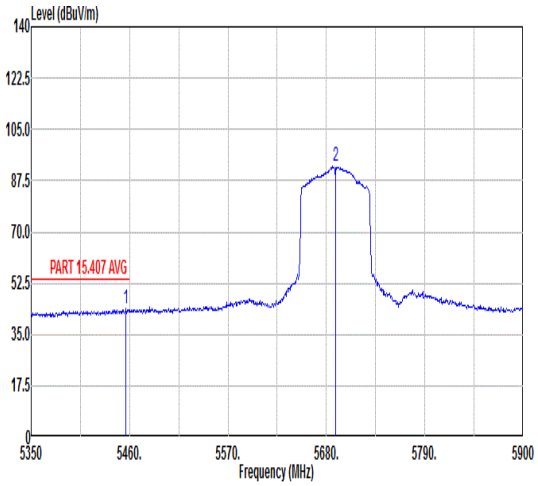 Freq Level Limit Line Margin Read Level Ant Factor Cable Loss Preamp Factor APos TPos Remark MHz dBuV/m dBuV/m dB dBuV dB/m dB dB cm deg 1 5456.15 43.65 54.00 -10.35 31.90 35.47 9.69 33.41 395 204 Peak 2 5690.00 92.27 ------ ------ 79.99 35.77 9.95 33.44 395 204 Average

Mode	33	
	Band Edge	
	U-NII-3_5.725-5.85_802.11a_CH149_5745MHz	
ANT	22	
Pol.	Horizontal	Fundamental
Peak	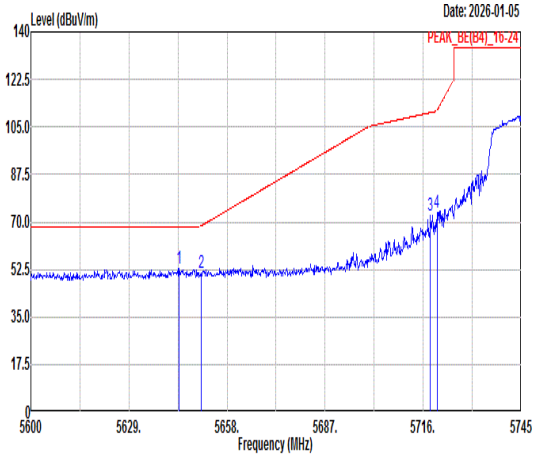 Freq Level Limit Line Margin (dB) Read Level Ant Factor Cable Loss Preamp Factor APos TPos Remark MHz dBuV/m dBuV/m dBuV dB/m dB dB cm deg 1 5643.79 52.74 68.30 -15.56 40.62 35.70 9.85 33.43 174 55 PEAK 2 5650.46 51.50 68.64 -17.14 39.36 35.71 9.86 33.43 174 55 PEAK 3 5718.18 72.37 110.29 -37.92 60.00 35.81 10.00 33.44 174 55 PEAK 4 5720.06 73.56 110.94 -37.38 61.18 35.81 10.01 33.44 174 55 PEAK	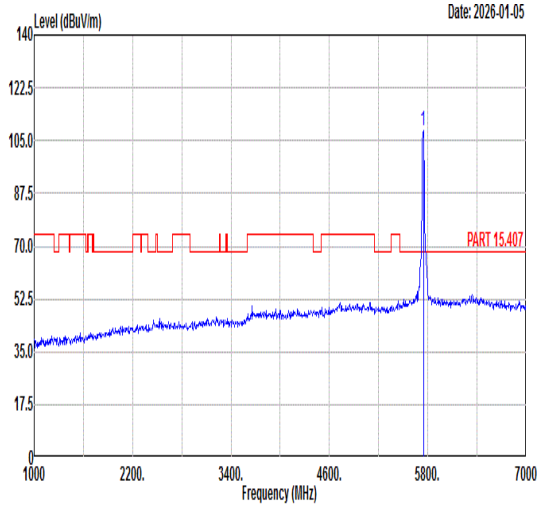 Freq Level Limit Line Margin (dB) Read Level Ant Factor Cable Loss Preamp Factor APos TPos Remark MHz dBuV/m dBuV/m dBuV dB/m dB dB cm deg 1 5745.00 108.52 ------ ------ 96.07 35.84 10.06 33.45 174 55 PEAK
Avg	Blank	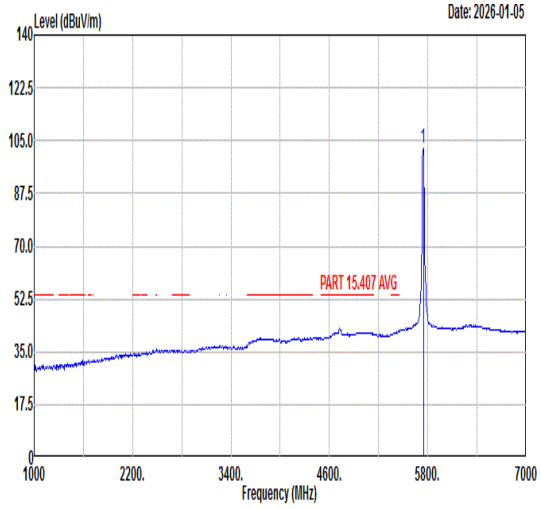 Freq Level Limit Line Margin (dB) Read Level Ant Factor Cable Loss Preamp Factor APos TPos Remark MHz dBuV/m dBuV/m dBuV dB/m dB dB cm deg 1 5745.00 102.68 ------ ------ 90.23 35.84 10.06 33.45 174 55 AVERAGE

Mode	33	
	Band Edge	
	U-NII-3_5.725-5.85_802.11a_CH149_5745MHz	
ANT	22	
Pol.	Vertical	Fundamental
Peak	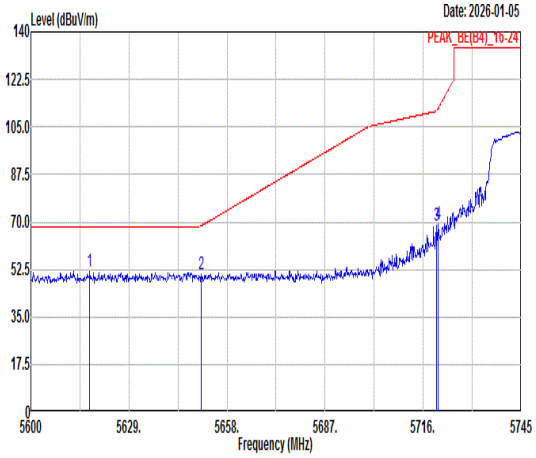 Freq Level Limit Line Margin (dB) Read Level Ant Factor Cable Loss Preamp Factor APos TPos Remark MHz dBuV/m dBuV/m dBuV dB/m dB dB cm deg 1 5617.40 51.96 68.30 -16.34 39.93 35.66 9.79 33.42 350 103 PEAK 2 5650.32 50.46 68.53 -18.07 38.32 35.71 9.86 33.43 350 103 PEAK 3 5719.92 68.78 110.78 -42.00 56.40 35.81 10.01 33.44 350 103 PEAK 4 5720.50 69.08 111.93 -42.85 56.70 35.81 10.01 33.44 350 103 PEAK	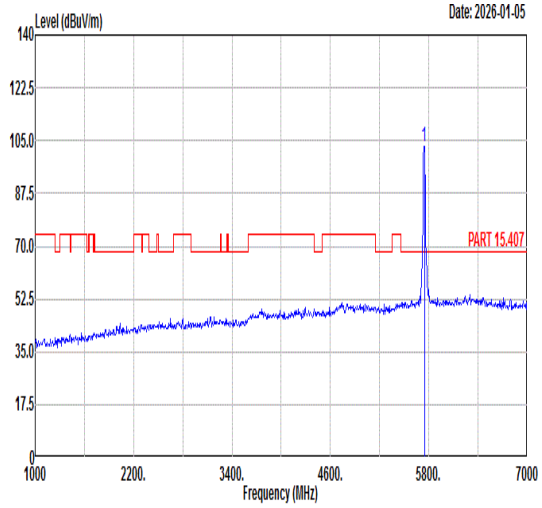 Freq Level Limit Line Margin (dB) Read Level Ant Factor Cable Loss Preamp Factor APos TPos Remark MHz dBuV/m dBuV/m dBuV dB/m dB dB cm deg 1 5745.00 103.25 ------ ------ 90.80 35.84 10.06 33.45 350 103 PEAK
Avg	Blank	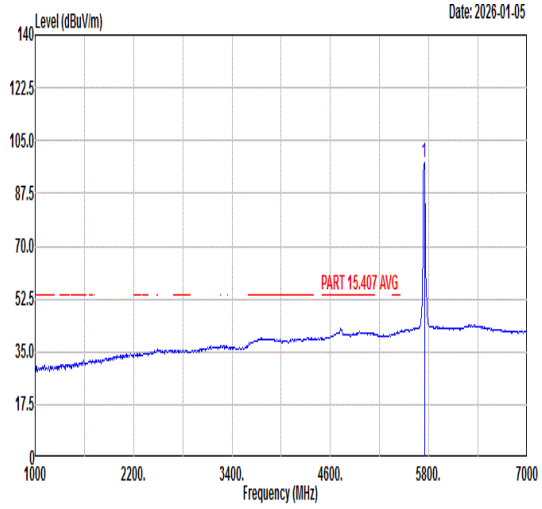 Freq Level Limit Line Margin (dB) Read Level Ant Factor Cable Loss Preamp Factor APos TPos Remark MHz dBuV/m dBuV/m dBuV dB/m dB dB cm deg 1 5745.00 97.70 ------ ------ 85.25 35.84 10.06 33.45 350 103 AVERAGE

Mode	33	
	Harmonic	
	U-NII-3_5.725-5.85_802.11a_CH149_5745MHz	
ANT	22	
Pol.	Horizontal	Vertical
Peak Avg	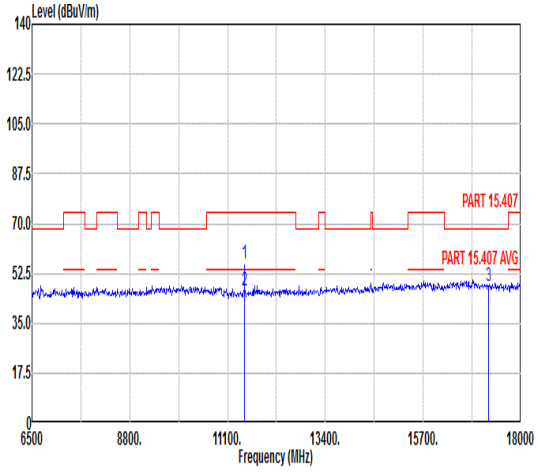 Freq Level Limit Line Margin Read Level Ant Factor Cable Loss Preamp Factor APos TPos Remark MHz dBuV/m dBuV/m dB dBuV dB/m dB dB cm deg 1 11490.00 56.06 74.00 -17.94 55.38 38.45 12.87 50.64 228 360 Peak 2 11490.00 46.48 54.00 -7.52 45.80 38.45 12.87 50.64 228 360 Average 3 17235.00 47.88 68.30 -20.42 42.18 42.83 15.72 52.85 --- --- Peak	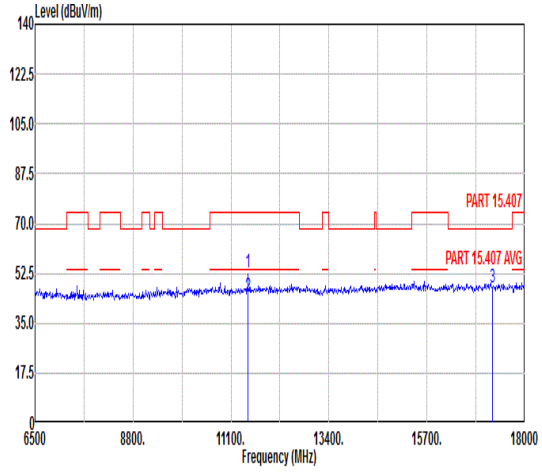 Freq Level Limit Line Margin Read Level Ant Factor Cable Loss Preamp Factor APos TPos Remark MHz dBuV/m dBuV/m dB dBuV dB/m dB dB cm deg 1 11490.00 52.61 74.00 -21.39 51.93 38.45 12.87 50.64 100 12 Peak 2 11490.00 44.39 54.00 -9.61 43.71 38.45 12.87 50.64 100 12 Average 3 17235.00 47.66 68.30 -20.64 41.96 42.83 15.72 52.85 --- --- Peak

Mode	34	
	Harmonic	
	U-NII-3_5.725-5.85_802.11a_CH157_Full_5785MHz	
ANT	22	
Pol.	Horizontal	Vertical
Peak Avg	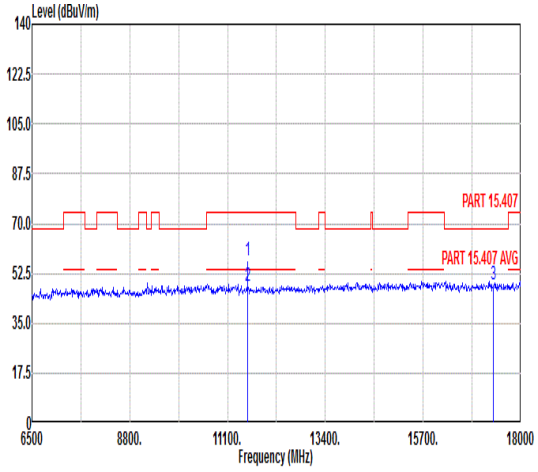 Freq Level Limit Line Margin Read Level Ant Factor Cable Loss Preamp Factor APos TPos Remark MHz dBuV/m dBuV/m dB dBuV dB/m dB dB cm deg 1 11570.00 56.97 74.00 -17.03 56.28 38.47 12.93 50.71 210 12 Peak 2 11570.00 48.08 54.00 -5.92 47.39 38.47 12.93 50.71 210 12 Average 3 17355.00 48.42 68.30 -19.88 42.51 42.97 15.81 52.87 --- --- Peak	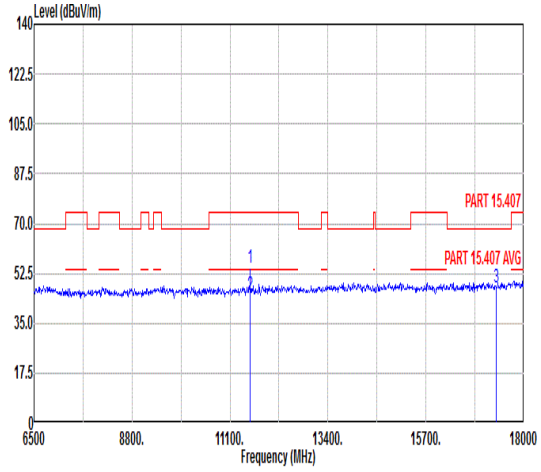 Freq Level Limit Line Margin Read Level Ant Factor Cable Loss Preamp Factor APos TPos Remark MHz dBuV/m dBuV/m dB dBuV dB/m dB dB cm deg 1 11570.00 54.59 74.00 -19.41 53.90 38.47 12.93 50.71 100 10 Peak 2 11570.00 44.80 54.00 -9.20 44.11 38.47 12.93 50.71 100 10 Average 3 17355.00 47.68 68.30 -20.62 41.77 42.97 15.81 52.87 --- --- Peak

Mode	35	
	Band Edge	
	U-NII-3_5.725-5.85_802.11a_CH165_Full_5825MHz	
ANT	22	
Pol.	Horizontal	Fundamental
Peak	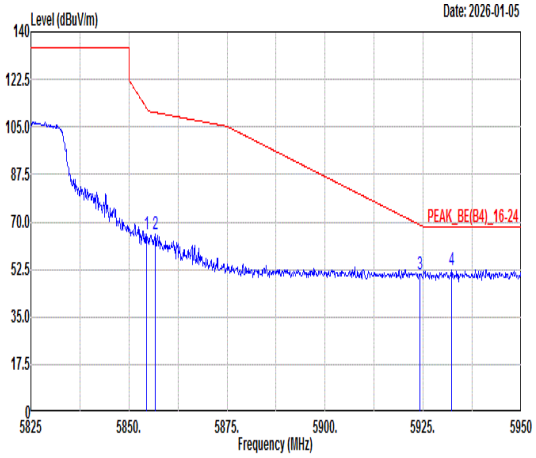 Freq Level Limit Line Margin (dB) Read Level Ant Factor Cable Loss Preamp Factor APos TPos Remark MHz dBuV/m dBuV/m dBuV dB/m dB dB cm deg 1 5854.50 65.64 111.94 -46.30 52.82 36.00 10.29 33.47 208 53 PEAK 2 5856.75 65.28 110.31 -45.03 52.45 36.00 10.30 33.47 208 53 PEAK 3 5924.25 50.82 68.85 -18.03 37.77 36.09 10.44 33.48 208 53 PEAK 4 5932.25 52.42 68.30 -15.88 39.35 36.11 10.45 33.49 208 53 PEAK	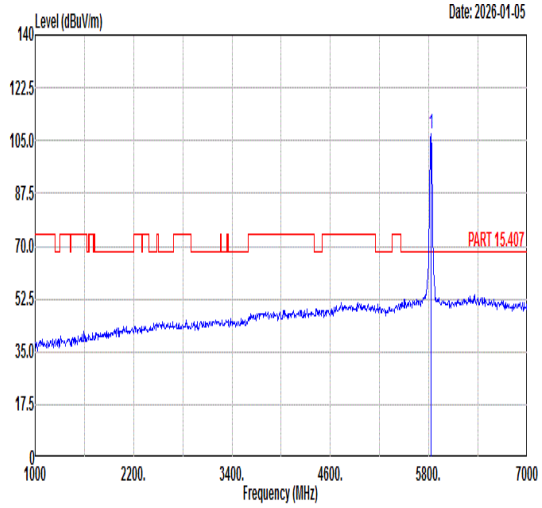 Freq Level Limit Line Margin (dB) Read Level Ant Factor Cable Loss Preamp Factor APos TPos Remark MHz dBuV/m dBuV/m dBuV dB/m dB dB cm deg 1 5825.00 107.21 ------ ------ 94.49 35.95 10.23 33.46 208 53 PEAK
Avg	Blank	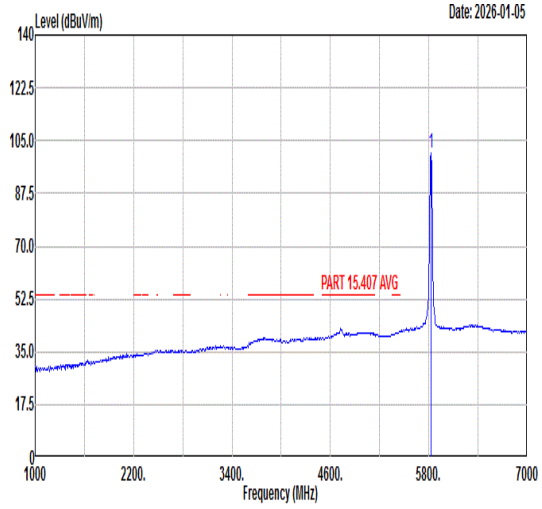 Freq Level Limit Line Margin (dB) Read Level Ant Factor Cable Loss Preamp Factor APos TPos Remark MHz dBuV/m dBuV/m dBuV dB/m dB dB cm deg 1 5825.00 101.06 ------ ------ 88.34 35.95 10.23 33.46 208 53 AVERAGE

Mode	35	
	Band Edge	
	U-NII-3_5.725-5.85_802.11a_CH165_Full_5825MHz	
ANT	22	
Pol.	Vertical	Fundamental
Peak	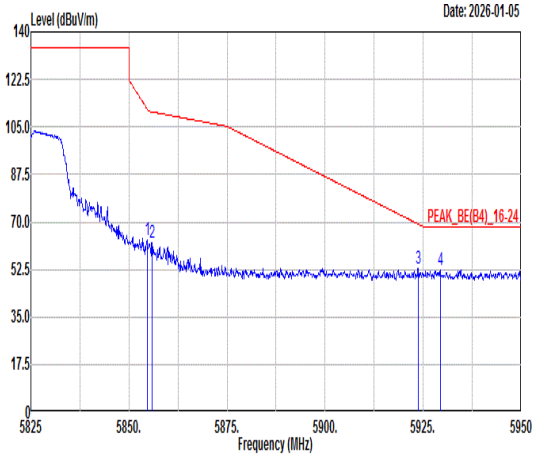 Freq Level Limit Line Margin (dB) Read Level Ant Factor Cable Loss Preamp Factor APos TPos Remark MHz dBuV/m dBuV/m dBuV dB/m dB dB cm deg 1 5854.63 63.54 111.65 -48.11 50.72 36.00 10.29 33.47 349 61 PEAK 2 5855.88 62.55 110.55 -48.00 49.73 36.00 10.29 33.47 349 61 PEAK 3 5923.75 53.09 69.22 -16.13 40.04 36.09 10.44 33.48 349 61 PEAK 4 5929.38 52.44 68.30 -15.86 39.38 36.10 10.45 33.49 349 61 PEAK	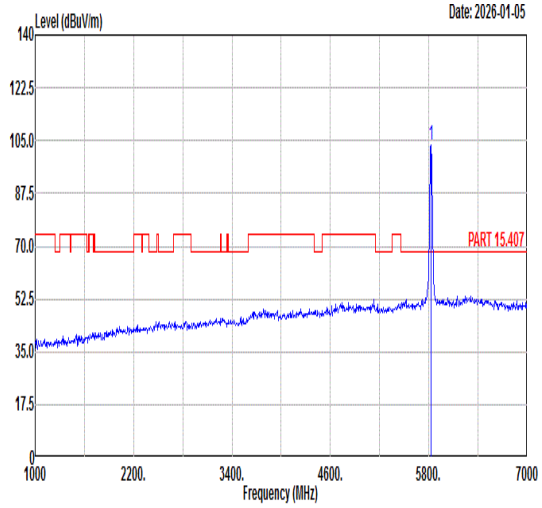 Freq Level Limit Line Margin (dB) Read Level Ant Factor Cable Loss Preamp Factor APos TPos Remark MHz dBuV/m dBuV/m dBuV dB/m dB dB cm deg 1 5825.00 103.37 ------ ------ 90.65 35.95 10.23 33.46 349 61 PEAK
Avg	Blank	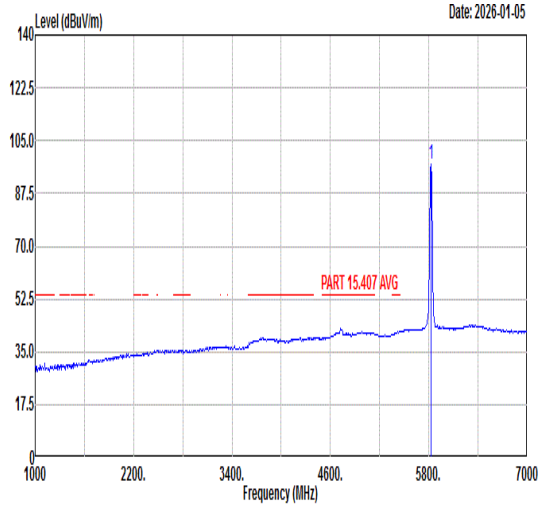 Freq Level Limit Line Margin (dB) Read Level Ant Factor Cable Loss Preamp Factor APos TPos Remark MHz dBuV/m dBuV/m dBuV dB/m dB dB cm deg 1 5825.00 97.38 ------ ------ 84.66 35.95 10.23 33.46 349 61 AVERAGE

Mode	35	
	Harmonic	
	U-NII-3_5.725-5.85_802.11a_CH165_Full_5825MHz	
ANT	22	
Pol.	Horizontal	Vertical
Peak Avg	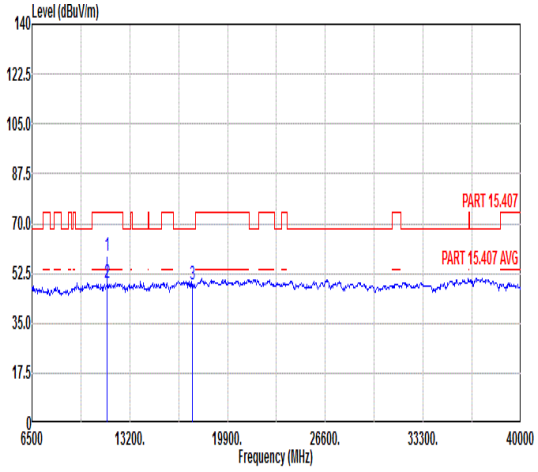 Freq Level Limit Line Margin Read Level Ant Factor Cable Loss Preamp Factor APos TPos Remark MHz dBuV/m dBuV/m dB dBuV dB/m dB dB cm deg 1 11650.00 58.57 74.00 -15.43 57.87 38.49 12.99 50.78 215 14 Peak 2 11650.00 48.96 54.00 -5.04 48.26 38.49 12.99 50.78 215 14 Average 3 17475.00 48.37 68.30 -19.93 42.27 43.10 15.90 52.90 --- --- Peak	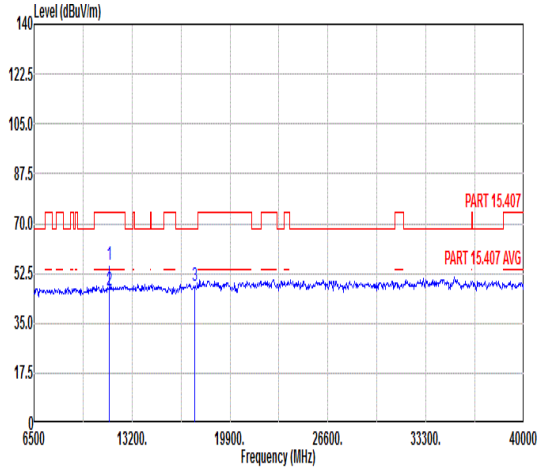 Freq Level Limit Line Margin Read Level Ant Factor Cable Loss Preamp Factor APos TPos Remark MHz dBuV/m dBuV/m dB dBuV dB/m dB dB cm deg 1 11650.00 55.63 74.00 -18.37 54.93 38.49 12.99 50.78 100 72 Peak 2 11650.00 46.68 54.00 -7.32 45.98 38.49 12.99 50.78 100 72 Average 3 17475.00 47.90 68.30 -20.40 41.80 43.10 15.90 52.90 --- --- Peak

Mode	36	
	Band Edge	
	U-NII-3_5.725-5.85_802.11n HT20_CH149_Full_5745MHz	
ANT	22	
Pol.	Horizontal	Fundamental
Peak	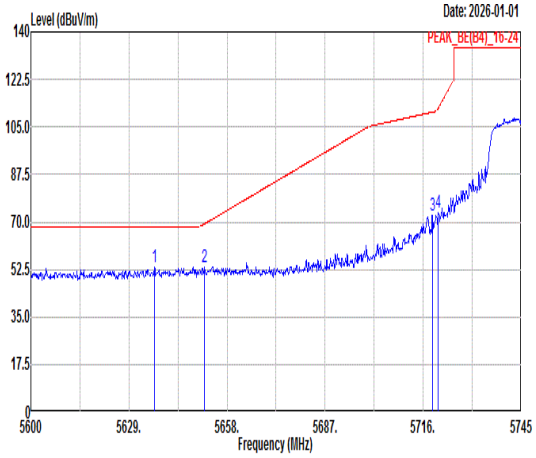 Freq Level Limit Line Margin (dB) Read Level Ant Factor Cable Loss Preamp Factor APos TPos Remark MHz dBuV/m dBuV/m dBuV dB/m dB dB cm deg 1 5636.54 53.25 68.30 -15.05 41.16 35.69 9.83 33.43 231 51 PEAK 2 5651.33 53.27 69.29 -16.02 41.13 35.71 9.86 33.43 231 51 PEAK 3 5718.76 72.41 110.45 -38.04 60.03 35.81 10.01 33.44 231 51 PEAK 4 5720.50 73.51 111.93 -38.42 61.13 35.81 10.01 33.44 231 51 PEAK	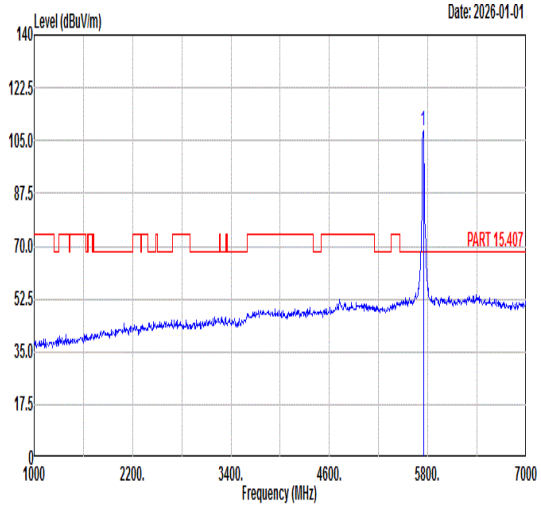 Freq Level Limit Line Margin (dB) Read Level Ant Factor Cable Loss Preamp Factor APos TPos Remark MHz dBuV/m dBuV/m dBuV dB/m dB dB cm deg 1 5745.00 108.17 ------ ------ 95.72 35.84 10.06 33.45 231 51 PEAK
Avg	Blank	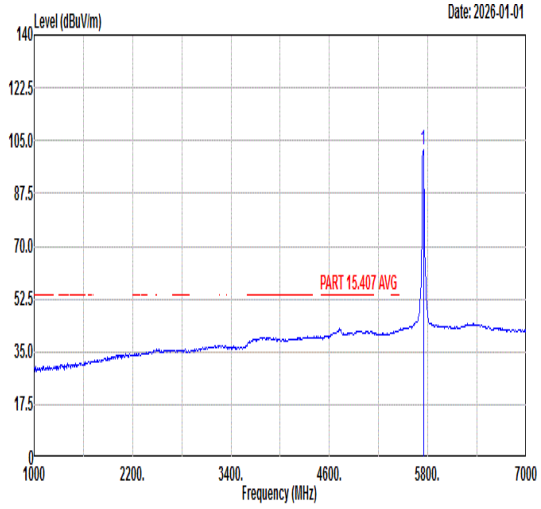 Freq Level Limit Line Margin (dB) Read Level Ant Factor Cable Loss Preamp Factor APos TPos Remark MHz dBuV/m dBuV/m dBuV dB/m dB dB cm deg 1 5745.00 102.11 ------ ------ 89.66 35.84 10.06 33.45 231 51 AVERAGE

Mode	36	
	Band Edge	
	U-NII-3_5.725-5.85_802.11n HT20_CH149_Full_5745MHz	
ANT	22	
Pol.	Vertical	Fundamental
Peak	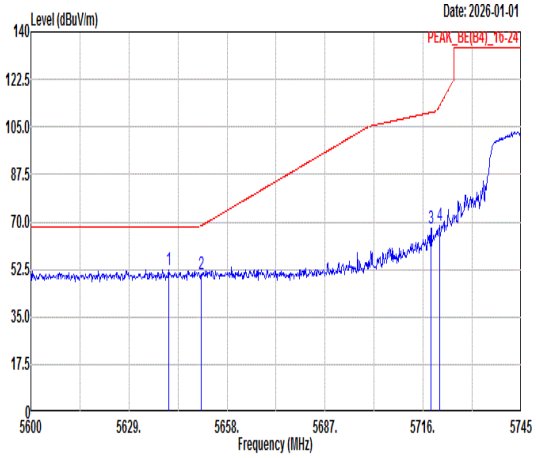 Freq Level Limit Line Margin (dB) Read Level Ant Factor Cable Loss Preamp Factor APos TPos Remark 1 5640.75 52.07 68.30 -16.23 39.96 35.70 9.84 33.43 400 284 PEAK 2 5650.32 50.98 68.53 -17.55 38.84 35.71 9.86 33.43 400 284 PEAK 3 5718.32 67.59 110.33 -42.74 55.22 35.81 10.00 33.44 400 284 PEAK 4 5720.79 68.79 112.59 -43.80 56.41 35.81 10.01 33.44 400 284 PEAK	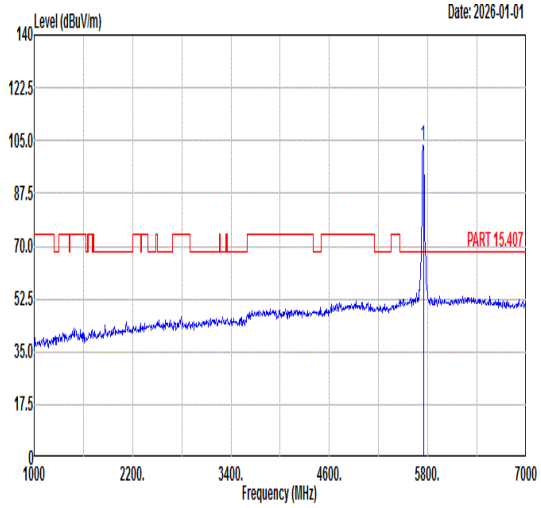 Freq Level Limit Line Margin (dB) Read Level Ant Factor Cable Loss Preamp Factor APos TPos Remark 1 5745.00 103.54 ------ ------ 91.10 35.84 10.05 33.45 400 284 PEAK
Avg	Blank	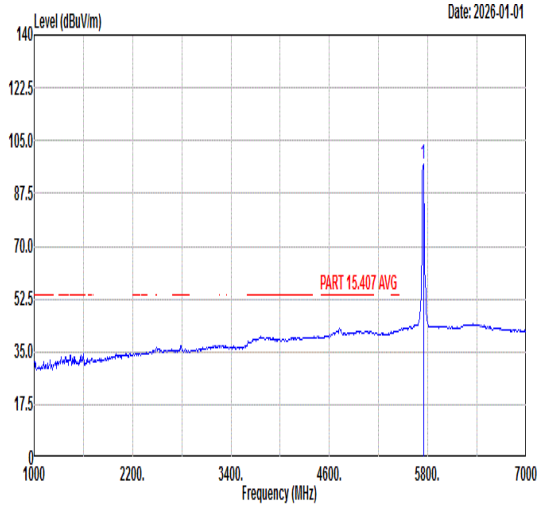 Freq Level Limit Line Margin (dB) Read Level Ant Factor Cable Loss Preamp Factor APos TPos Remark 1 5745.00 97.20 ------ ------ 84.75 35.84 10.06 33.45 400 284 AVERAGE

Mode	36	
	Harmonic	
	U-NII-3_5.725-5.85_802.11n HT20_CH149_Full_5745MHz	
ANT	22	
Pol.	Horizontal	Vertical
Peak Avg	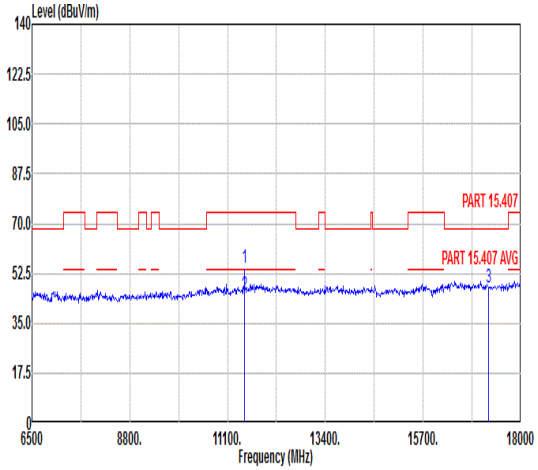 Freq Level Limit Line Margin Read Level Ant Factor Cable Loss Preamp Factor APos TPos Remark MHz dBuV/m dBuV/m dB dBuV dB/m dB dB cm deg 1 11490.00 54.35 74.00 -19.65 53.67 38.45 12.87 50.64 212 358 Peak 2 11490.00 44.96 54.00 -9.04 44.28 38.45 12.87 50.64 212 358 Average 3 17235.00 47.78 68.30 -20.52 42.08 42.83 15.72 52.85 --- --- Peak	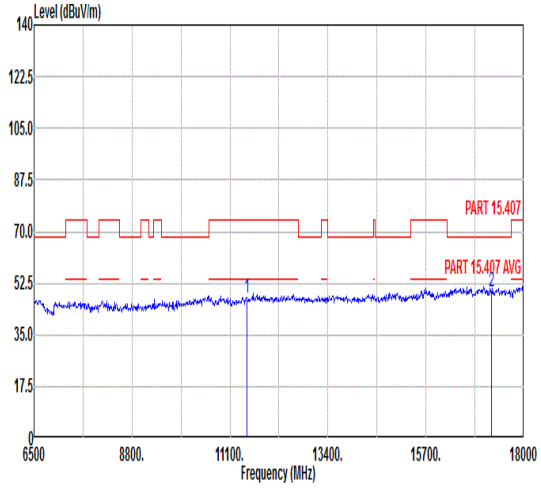 Freq Level Limit Line Margin Read Level Ant Factor Cable Loss Preamp Factor APos TPos Remark MHz dBuV/m dBuV/m dB dBuV dB/m dB dB cm deg 1 11490.00 47.61 74.00 -26.39 46.93 38.45 12.87 50.64 --- --- Peak 2 17235.00 49.75 68.30 -18.55 44.05 42.83 15.72 52.85 --- --- Peak

Mode	37	
	Harmonic	
	U-NII-3_5.725-5.85_802.11n HT20_CH157_Full_5785MHz	
ANT	22	
Pol.	Horizontal	Vertical
Peak Avg	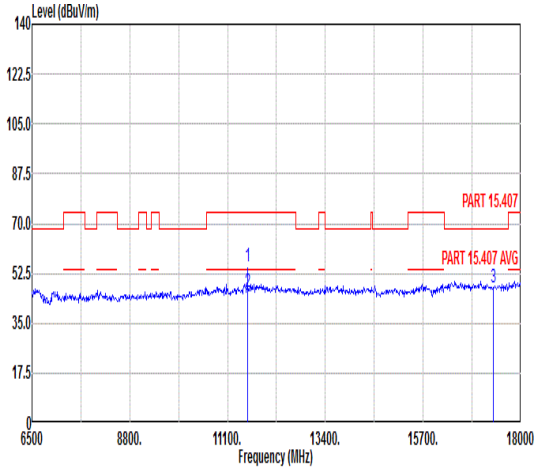 Freq Level Limit Line Margin Read Level Ant Factor Cable Loss Preamp Factor APos TPos Remark MHz dBuV/m dBuV/m dB dBuV dB/m dB dB cm deg 1 11570.00 54.94 74.00 -19.06 54.25 38.47 12.93 50.71 202 58 Peak 2 11570.00 46.20 54.00 -7.80 45.51 38.47 12.93 50.71 202 58 Average 3 17355.00 47.59 68.30 -20.71 41.68 42.97 15.81 52.87 --- --- Peak	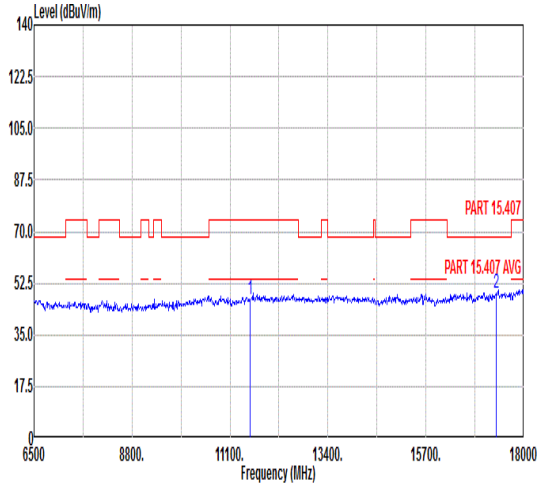 Freq Level Limit Line Margin Read Level Ant Factor Cable Loss Preamp Factor APos TPos Remark MHz dBuV/m dBuV/m dB dBuV dB/m dB dB cm deg 1 11570.00 47.06 74.00 -26.94 46.37 38.47 12.93 50.71 --- --- Peak 2 17355.00 48.99 68.30 -19.31 43.08 42.97 15.81 52.87 --- --- Peak

Mode	38	
	Band Edge	
	U-NII-3_5.725-5.85_802.11n HT20_CH165_Full_5825MHz	
ANT	22	
Pol.	Horizontal	Fundamental
Peak	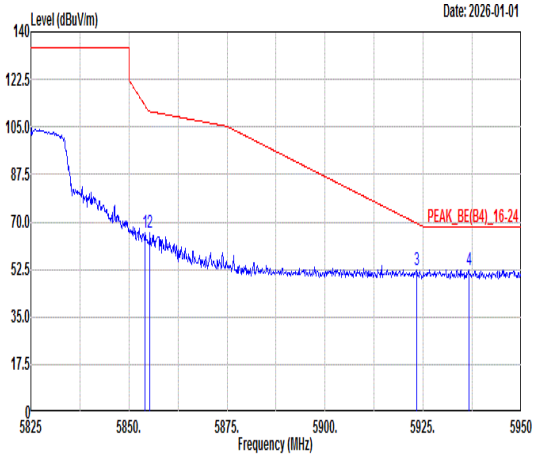 Freq Level Limit Line Margin (dB) Read Level Ant Factor Cable Loss Preamp Factor APos TPos Remark MHz dBuV/m dBuV/m dBuV dB/m dB dB cm deg 1 5854.13 66.27 112.79 -46.52 53.45 36.00 10.29 33.47 200 74 PEAK 2 5855.38 65.80 110.69 -44.89 52.98 36.00 10.29 33.47 200 74 PEAK 3 5923.38 52.47 69.49 -17.02 39.42 36.09 10.44 33.48 200 74 PEAK 4 5936.63 52.54 68.30 -15.76 39.46 36.11 10.46 33.49 200 74 PEAK	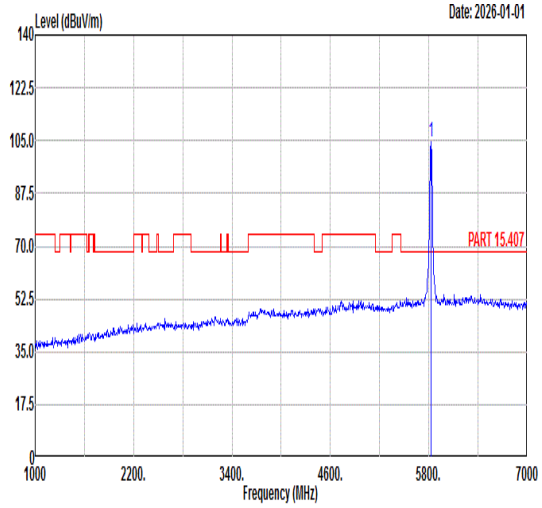 Freq Level Limit Line Margin (dB) Read Level Ant Factor Cable Loss Preamp Factor APos TPos Remark MHz dBuV/m dBuV/m dBuV dB/m dB dB cm deg 1 5825.00 104.61 ------ ------ 91.89 35.95 10.23 33.46 200 74 PEAK
Avg	Blank	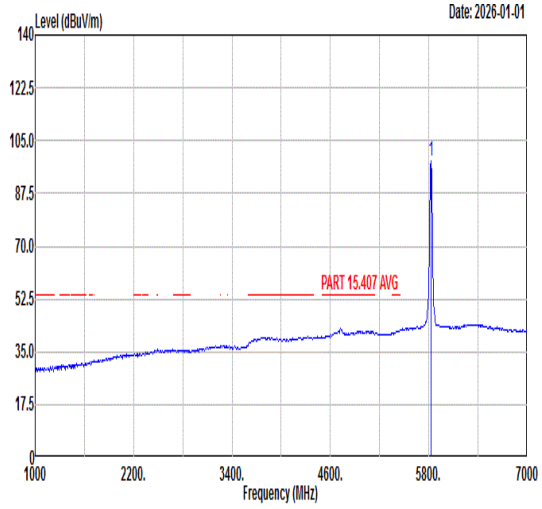 Freq Level Limit Line Margin (dB) Read Level Ant Factor Cable Loss Preamp Factor APos TPos Remark MHz dBuV/m dBuV/m dBuV dB/m dB dB cm deg 1 5825.00 98.12 ------ ------ 85.40 35.95 10.23 33.46 200 74 AVERAGE

Mode	38	
	Band Edge	
	U-NII-3_5.725-5.85_802.11n HT20_CH165_Full_5825MHz	
ANT	22	
Pol.	Vertical	Fundamental
Peak	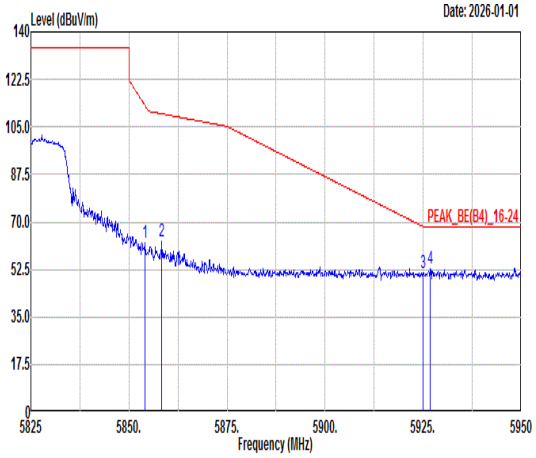 Freq Level Limit Line Margin (dB) Read Level Ant Factor Cable Loss Preamp Factor APos TPos Remark MHz dBuV/m dBuV/m dBuV dB/m dB dB cm deg 1 5854.00 62.55 113.08 -50.53 49.73 36.00 10.29 33.47 200 0 PEAK 2 5858.38 62.90 109.85 -46.95 50.07 36.00 10.30 33.47 200 0 PEAK 3 5925.00 51.24 68.30 -17.06 38.19 36.10 10.44 33.49 200 0 PEAK 4 5926.88 53.08 68.30 -15.22 40.03 36.10 10.44 33.49 200 0 PEAK	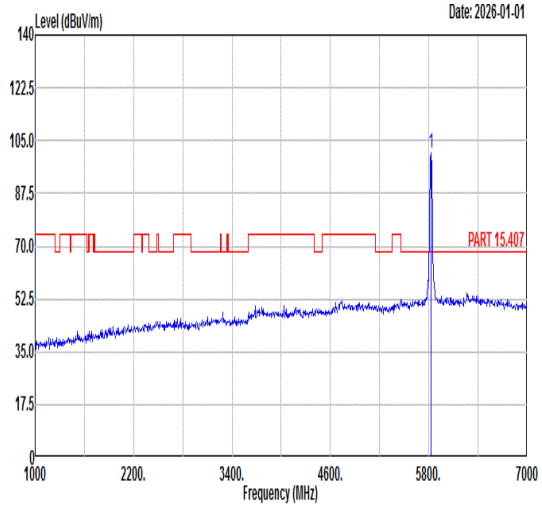 Freq Level Limit Line Margin (dB) Read Level Ant Factor Cable Loss Preamp Factor APos TPos Remark MHz dBuV/m dBuV/m dBuV dB/m dB dB cm deg 1 5825.00 100.88 ------ ------ 88.16 35.95 10.23 33.46 200 0 PEAK
Avg	Blank	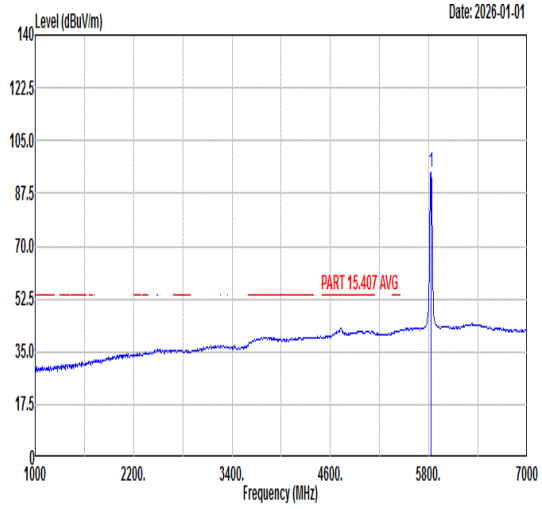 Freq Level Limit Line Margin (dB) Read Level Ant Factor Cable Loss Preamp Factor APos TPos Remark MHz dBuV/m dBuV/m dBuV dB/m dB dB cm deg 1 5825.00 94.62 ------ ------ 81.90 35.95 10.23 33.46 200 0 AVERAGE

Mode	38	
	Harmonic	
	U-NII-3_5.725-5.85_802.11n HT20_CH165_Full_5825MHz	
ANT	22	
Pol.	Horizontal	Vertical
Peak Avg	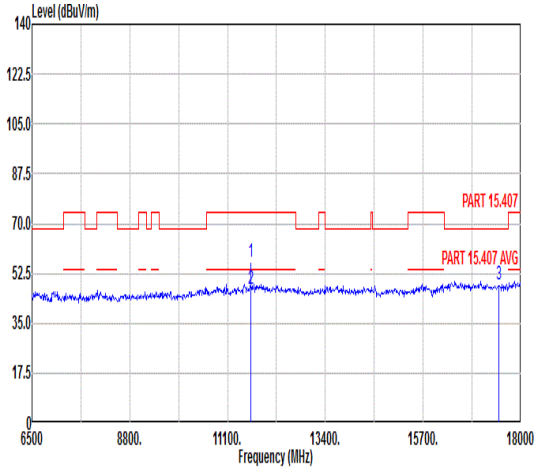 Freq Level Limit Line Margin Read Level Ant Factor Cable Loss Preamp Factor APos TPos Remark MHz dBuV/m dBuV/m dB dBuV dB/m dB dB cm deg 1 11650.00 56.31 74.00 -17.69 55.61 38.49 12.99 50.78 204 35 Peak 2 11650.00 46.97 54.00 -7.03 46.27 38.49 12.99 50.78 204 35 Average 3 17475.00 48.51 68.30 -19.79 42.41 43.10 15.90 52.90 --- --- Peak	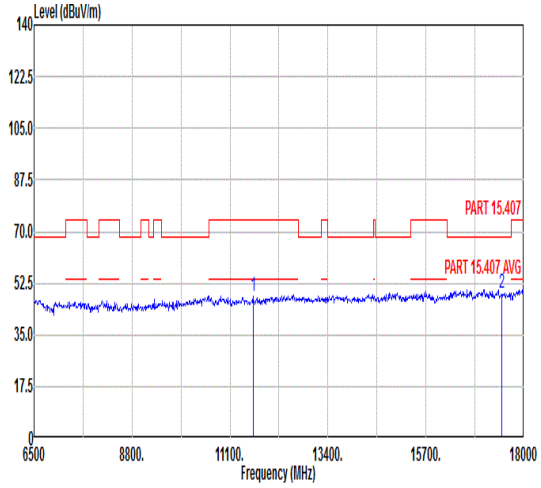 Freq Level Limit Line Margin Read Level Ant Factor Cable Loss Preamp Factor APos TPos Remark MHz dBuV/m dBuV/m dB dBuV dB/m dB dB cm deg 1 11650.00 47.96 74.00 -26.04 47.26 38.49 12.99 50.78 --- --- Peak 2 17475.00 48.97 68.30 -19.33 42.87 43.10 15.90 52.90 --- --- Peak

Mode	39	
	Band Edge - L	
	U-NII-3_5.725-5.85_802.11n HT40_CH151_Full_5755MHz	
ANT	22	
Pol.	Horizontal	Fundamental
Peak	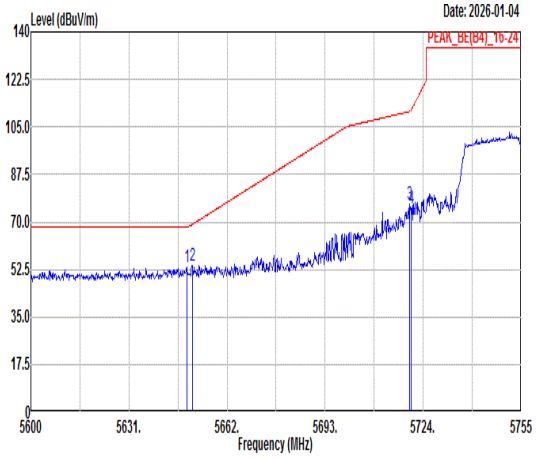 Freq Level Limit Line Margin (dB) Read Level Ant Factor Cable Loss Preamp Factor APos TPos Remark MHz dBuV/m dBuV/m dBuV dB/m dB dB cm deg 1 5649.29 53.20 68.30 -15.10 41.06 35.71 9.86 33.43 100 39 PEAK 2 5651.00 53.98 69.04 -15.06 41.84 35.71 9.86 33.43 100 39 PEAK 3 5719.66 76.37 110.71 -34.34 63.99 35.81 10.01 33.44 100 39 PEAK 4 5720.13 75.02 111.09 -36.07 62.64 35.81 10.01 33.44 100 39 PEAK	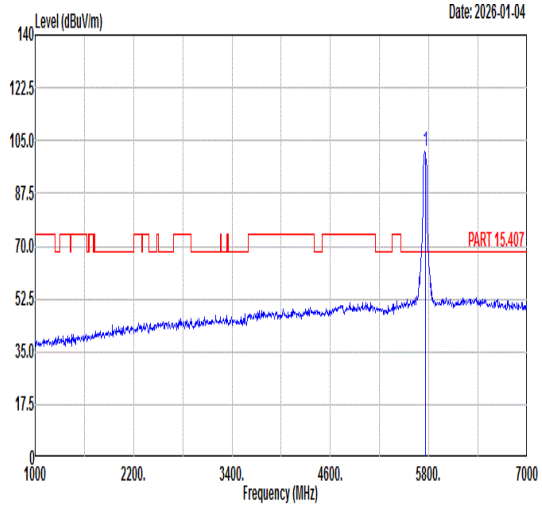 Freq Level Limit Line Margin (dB) Read Level Ant Factor Cable Loss Preamp Factor APos TPos Remark MHz dBuV/m dBuV/m dBuV dB/m dB dB cm deg 1 5755.00 101.33 ------ ------ 88.88 35.84 10.06 33.45 100 39 PEAK
Avg	Blank	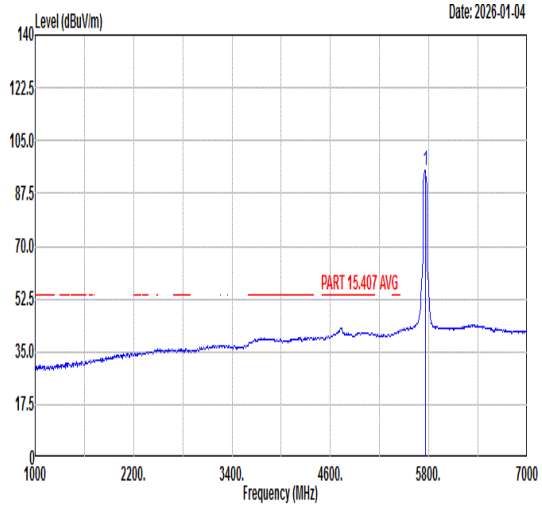 Freq Level Limit Line Margin (dB) Read Level Ant Factor Cable Loss Preamp Factor APos TPos Remark MHz dBuV/m dBuV/m dBuV dB/m dB dB cm deg 1 5755.00 95.35 ------ ------ 82.87 35.85 10.08 33.45 100 39 AVERAGE

Mode	39	
	Band Edge - R	
	U-NII-3_5.725-5.85_802.11n HT40_CH151_Full_5755MHz	
ANT	22	
Pol.	Horizontal	Fundamental
Peak	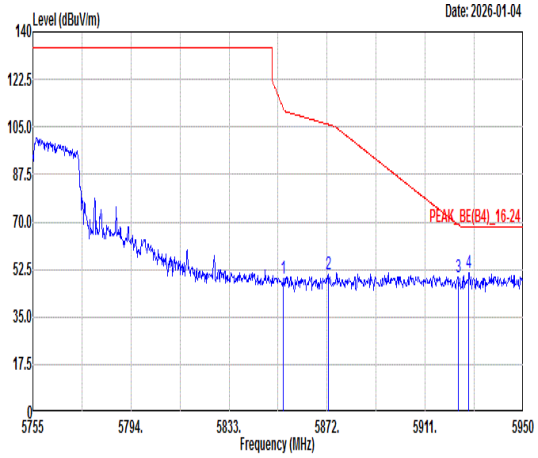 Freq Level Limit Line Margin (dB) Read Level Ant Factor Cable Loss Preamp Factor APos TPos Remark MHz dBuV/m dBuV/m dBuV dB/m dB dB cm deg 1 5854.45 48.99 112.05 -63.06 36.17 36.00 10.29 33.47 100 39 PEAK 2 5872.59 50.66 105.88 -55.22 37.78 36.02 10.33 33.47 100 39 PEAK 3 5924.07 49.82 68.99 -19.17 36.77 36.09 10.44 33.48 100 39 PEAK 4 5928.36 51.11 68.30 -17.19 38.05 36.10 10.45 33.49 100 39 PEAK	Blank

Mode	39	
	Band Edge - L	
	U-NII-3_5.725-5.85_802.11n HT40_CH151_Full_5755MHz	
ANT	22	
Pol.	Vertical	Fundamental
Peak	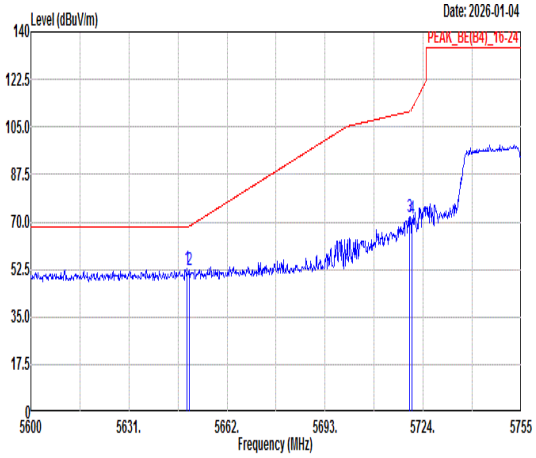 Freq Level Limit Line Margin (dB) Read Level Ant Factor Cable Loss Preamp Factor APos TPos Remark MHz dBuV/m dBuV/m dBuV dB/m dB dB cm deg 1 5649.29 52.66 68.30 -15.64 40.52 35.71 9.86 33.43 315 293 PEAK 2 5650.07 52.28 68.35 -16.07 40.14 35.71 9.86 33.43 315 293 PEAK 3 5719.82 71.77 110.75 -38.98 59.39 35.81 10.01 33.44 315 293 PEAK 4 5720.44 71.50 111.79 -40.29 59.12 35.81 10.01 33.44 315 293 PEAK	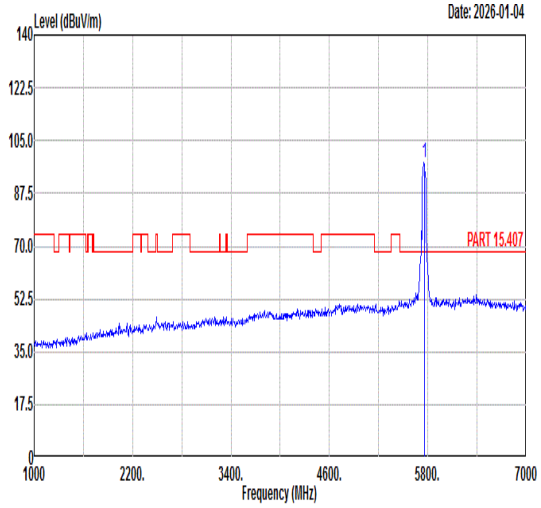 Freq Level Limit Line Margin (dB) Read Level Ant Factor Cable Loss Preamp Factor APos TPos Remark MHz dBuV/m dBuV/m dBuV dB/m dB dB cm deg 1 5755.00 97.70 ------ ------ 85.22 35.85 10.08 33.45 315 293 PEAK
Avg	Blank	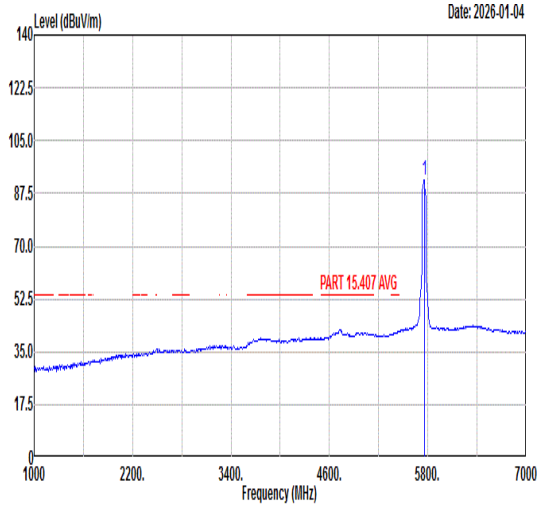 Freq Level Limit Line Margin (dB) Read Level Ant Factor Cable Loss Preamp Factor APos TPos Remark MHz dBuV/m dBuV/m dBuV dB/m dB dB cm deg 1 5755.00 91.75 ------ ------ 79.25 35.86 10.09 33.45 315 293 AVERAGE

Mode	39	
	Band Edge - R	
	U-NII-3_5.725-5.85_802.11n HT40_CH151_Full_5755MHz	
ANT	22	
Pol.	Vertical	Fundamental
Peak	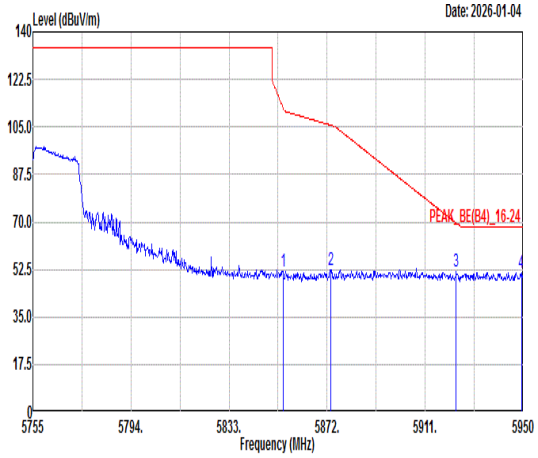 Freq Level Limit Line Margin (dB) Read Level Ant Factor Cable Loss Preamp Factor APos TPos Remark MHz dBuV/m dBuV/m dBuV dB/m dB dB cm deg 1 5854.45 51.58 112.05 -60.47 38.76 36.00 10.29 33.47 315 293 PEAK 2 5873.37 52.51 105.66 -53.15 39.63 36.02 10.33 33.47 315 293 PEAK 3 5923.29 51.65 69.56 -17.91 38.60 36.09 10.44 33.48 315 293 PEAK 4 5949.22 51.44 68.30 -16.86 38.31 36.13 10.49 33.49 315 293 PEAK	Blank

Mode	40	
	Band Edge - L	
	U-NII-3_5.15-5.25_802.11n HT40_CH159_5795MHz	
ANT	22	
Pol.	Horizontal	Fundamental
Peak	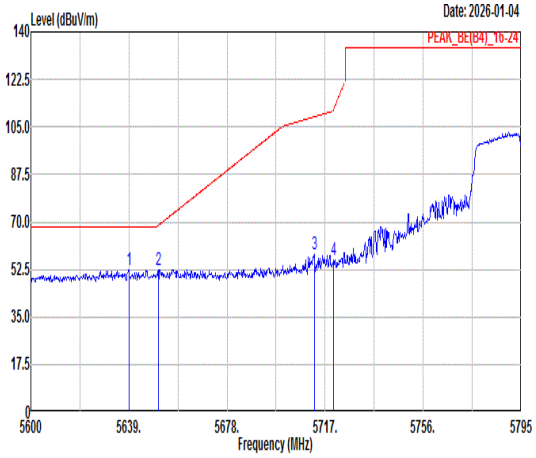 Freq Level Limit Line Margin (dB) Read Level Ant Factor Cable Loss Preamp Factor APos TPos Remark MHz dBuV/m dBuV/m dBuV dB/m dB dB cm deg 1 5639.00 52.44 68.30 -15.86 40.34 35.69 9.84 33.43 100 46 PEAK 2 5650.70 52.37 68.82 -16.45 40.23 35.71 9.86 33.43 100 46 PEAK 3 5712.71 58.34 108.76 -50.42 45.99 35.80 9.99 33.44 100 46 PEAK 4 5720.32 55.83 111.52 -55.69 43.45 35.81 10.01 33.44 100 46 PEAK	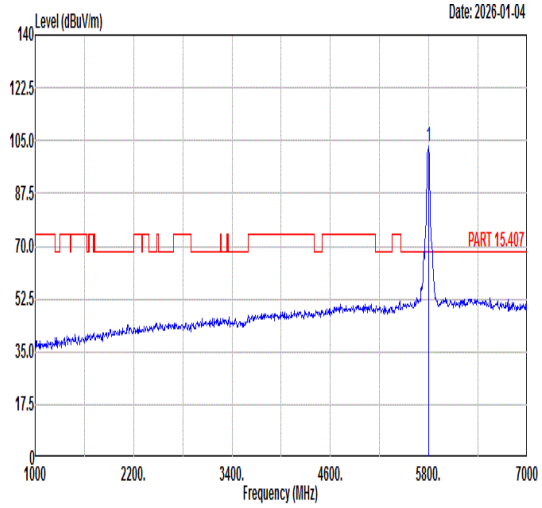 Freq Level Limit Line Margin (dB) Read Level Ant Factor Cable Loss Preamp Factor APos TPos Remark MHz dBuV/m dBuV/m dBuV dB/m dB dB cm deg 1 5795.00 102.92 ------ ------ 90.31 35.91 10.16 33.46 100 46 PEAK
Avg	Blank	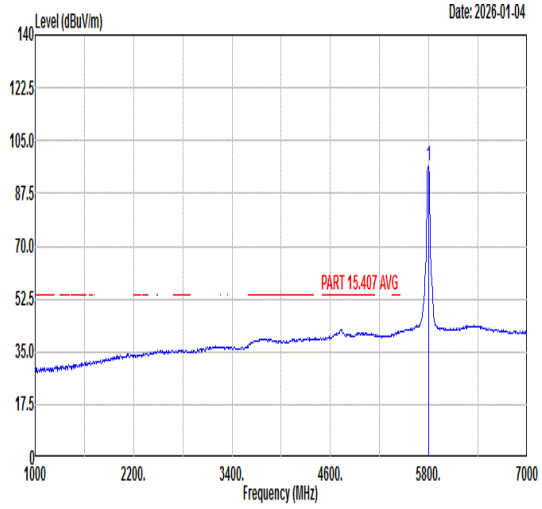 Freq Level Limit Line Margin (dB) Read Level Ant Factor Cable Loss Preamp Factor APos TPos Remark MHz dBuV/m dBuV/m dBuV dB/m dB dB cm deg 1 5795.00 96.53 ------ ------ 83.92 35.91 10.16 33.46 100 46 AVERAGE

Mode	40	
	Band Edge - R	
	U-NII-3_5.15-5.25_802.11n HT40_CH159_5795MHz	
ANT	22	
Pol.	Horizontal	Fundamental
Peak	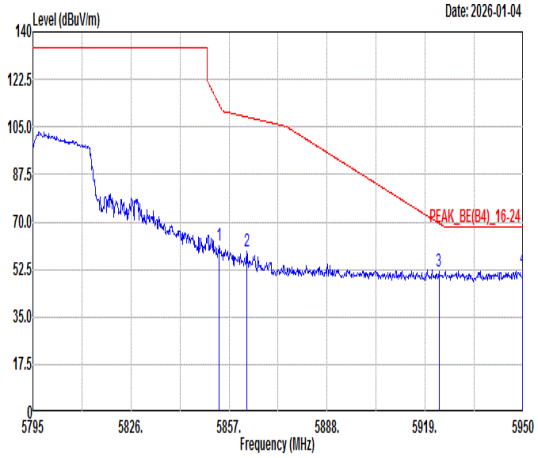 Freq Level Limit Line Margin (dB) Read Level Ant Factor Cable Loss Preamp Factor APos TPos Remark MHz dBuV/m dBuV/m dBuV dB/m dB dB cm deg 1 5853.90 61.20 113.31 -52.11 48.38 36.00 10.29 33.47 100 46 PEAK 2 5862.58 59.06 108.68 -49.62 46.21 36.01 10.31 33.47 100 46 PEAK 3 5923.34 51.73 69.52 -17.79 38.68 36.09 10.44 33.48 100 46 PEAK 4 5949.85 52.63 68.30 -15.67 39.50 36.13 10.49 33.49 100 46 PEAK	Blank

Mode	40	
	Band Edge - L	
	U-NII-3_5.15-5.25_802.11n HT40_CH159_5795MHz	
ANT	22	
Pol.	Vertical	Fundamental
Peak	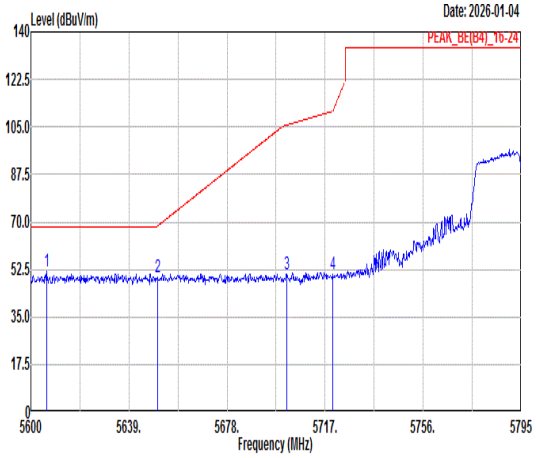 Freq Level Limit Line Margin (dB) Read Level Ant Factor Cable Loss Preamp Factor APos TPos Remark MHz dBuV/m dBuV/m dBuV dB/m dB dB cm deg 1 5606.24 51.72 68.30 -16.58 39.72 35.65 9.77 33.42 247 0 PEAK 2 5650.51 49.45 68.67 -19.22 37.31 35.71 9.86 33.43 247 0 PEAK 3 5701.79 50.96 105.70 -54.74 38.65 35.78 9.97 33.44 247 0 PEAK 4 5720.12 50.57 111.07 -60.50 38.19 35.81 10.01 33.44 247 0 PEAK	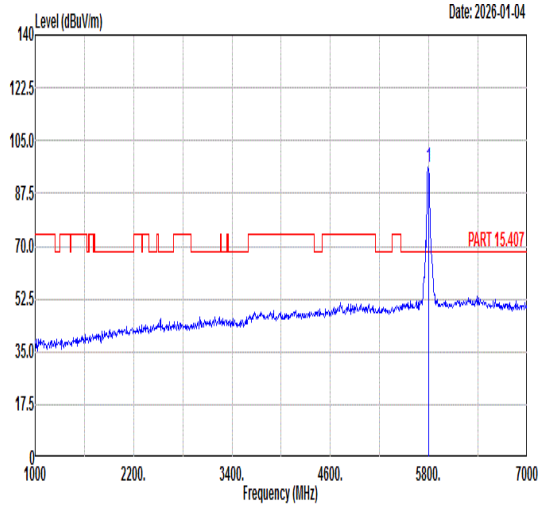 Freq Level Limit Line Margin (dB) Read Level Ant Factor Cable Loss Preamp Factor APos TPos Remark MHz dBuV/m dBuV/m dBuV dB/m dB dB cm deg 1 5795.00 96.32 ------ ------ 83.73 35.90 10.15 33.46 247 0 PEAK
Avg	Blank	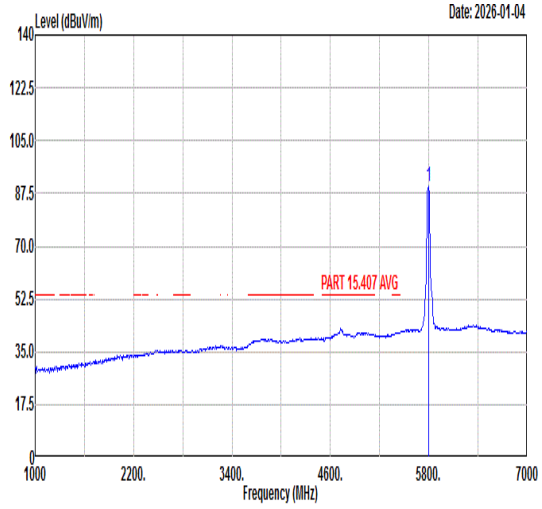 Freq Level Limit Line Margin (dB) Read Level Ant Factor Cable Loss Preamp Factor APos TPos Remark MHz dBuV/m dBuV/m dBuV dB/m dB dB cm deg 1 5795.00 89.59 ------ ------ 76.98 35.91 10.16 33.46 247 0 AVERAGE

Mode	40	
	Band Edge - R	
	U-NII-3_5.15-5.25_802.11n HT40_CH159_5795MHz	
ANT	22	
Pol.	Vertical	Fundamental
Peak	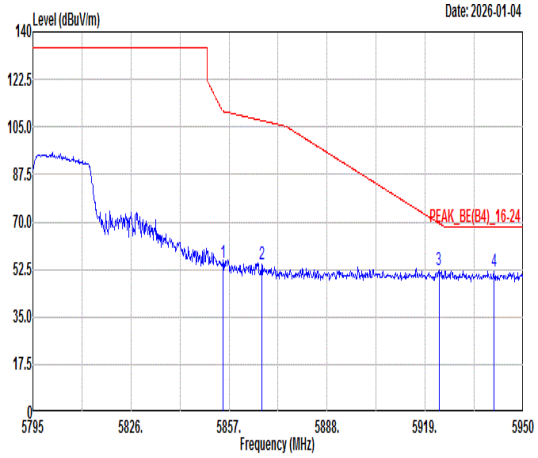 Freq Level Limit Line Margin (dB) Read Level Ant Factor Cable Loss Preamp Factor APos TPos Remark MHz dBuV/m dBuV/m dBuV dB/m dB dB cm deg 1 5854.99 54.83 110.83 -56.00 42.01 36.00 10.29 33.47 247 0 PEAK 2 5867.39 54.51 107.33 -52.82 41.65 36.01 10.32 33.47 247 0 PEAK 3 5923.34 52.39 69.52 -17.13 39.34 36.09 10.44 33.48 247 0 PEAK 4 5940.70 51.80 68.30 -16.50 38.70 36.12 10.47 33.49 247 0 PEAK	Blank

Mode	41
	Band Edge - L
	U-NII-3_5.25-5.35_802.11ac VHT80_CH155_5775MHz
ANT	22

Pol.	Horizontal	Fundamental
Peak	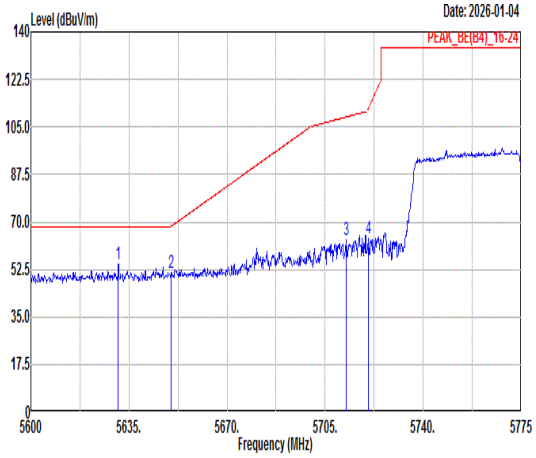 Freq Level Limit Line Margin (dB) Read Level Ant Factor Cable Loss Preamp Factor APos TPos Remark 1 5631.15 54.38 68.30 -13.92 42.31 35.68 9.82 33.43 157 61 PEAK 2 5650.05 51.35 68.34 -16.99 39.21 35.71 9.86 33.43 157 61 PEAK 3 5712.53 63.48 108.71 -45.23 51.13 35.80 9.99 33.44 157 61 PEAK 4 5720.40 63.87 111.71 -47.84 51.49 35.81 10.01 33.44 157 61 PEAK	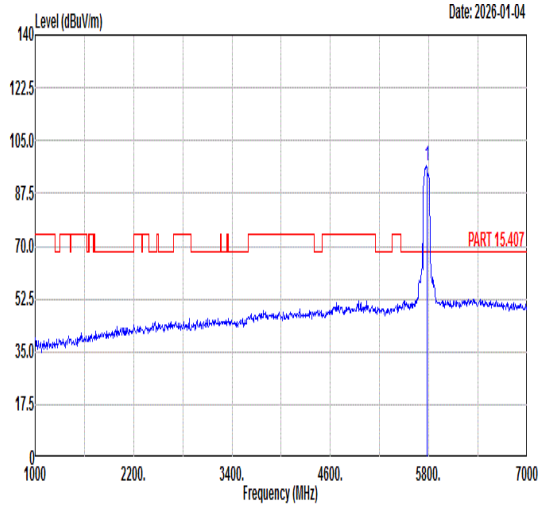 Freq Level Limit Line Margin (dB) Read Level Ant Factor Cable Loss Preamp Factor APos TPos Remark 1 5775.00 96.89 ------ ------ 84.35 35.88 10.11 33.45 157 61 PEAK
Avg	Blank	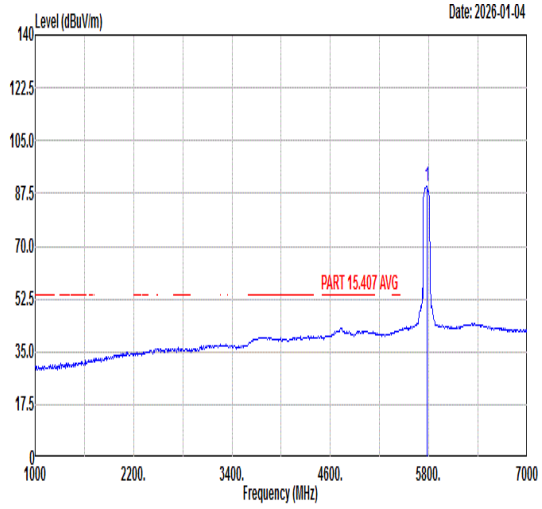 Freq Level Limit Line Margin (dB) Read Level Ant Factor Cable Loss Preamp Factor APos TPos Remark 1 5775.00 89.94 ------ ------ 77.40 35.88 10.11 33.45 157 61 AVERAGE

Mode	41	
	Band Edge - R	
	U-NII-3_5.25-5.35_802.11ac VHT80_CH155_5775MHz	
ANT	22	
Pol.	Horizontal	Fundamental
Peak	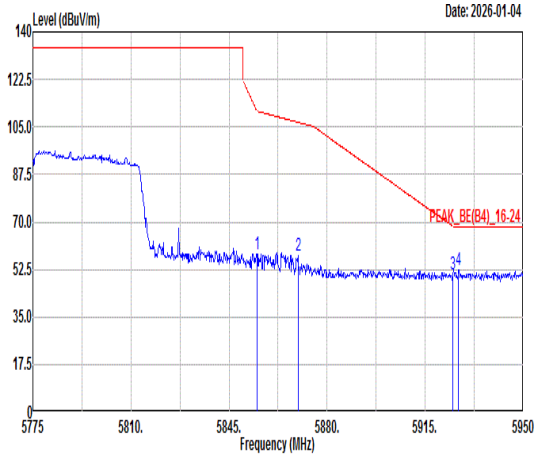 Freq Level Limit Line Margin (dB) Read Level Ant Factor Cable Loss Preamp Factor APos TPos Remark MHz dBuV/m dBuV/m dBuV dB/m dB dB cm deg 1 5854.98 58.25 110.86 -52.61 45.43 36.00 10.29 33.47 157 61 PEAK 2 5869.68 57.73 106.69 -48.96 44.86 36.02 10.32 33.47 157 61 PEAK 3 5924.98 50.55 68.32 -17.77 37.51 36.09 10.44 33.49 157 61 PEAK 4 5926.90 52.37 68.30 -15.93 39.32 36.10 10.44 33.49 157 61 PEAK	Blank

Mode	41
	Band Edge - L
	U-NII-3_5.25-5.35_802.11ac VHT80_CH155_5775MHz
ANT	22

Pol.	Vertical	Fundamental
Peak	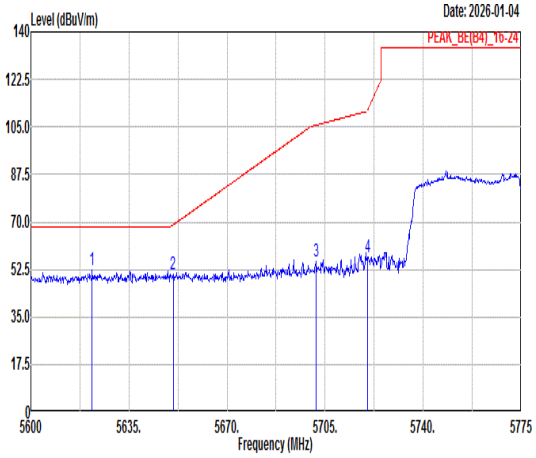 Freq Level Limit Line Margin (dB) Read Level Ant Factor Cable Loss Preamp Factor APos TPos Remark 1 5621.88 52.11 68.30 -16.19 40.06 35.67 9.80 33.42 300 283 PEAK 2 5650.75 50.47 68.86 -18.39 38.33 35.71 9.86 33.43 300 283 PEAK 3 5701.85 55.41 105.72 -50.31 43.10 35.78 9.97 33.44 300 283 PEAK 4 5720.23 56.86 111.31 -54.45 44.48 35.81 10.01 33.44 300 283 PEAK	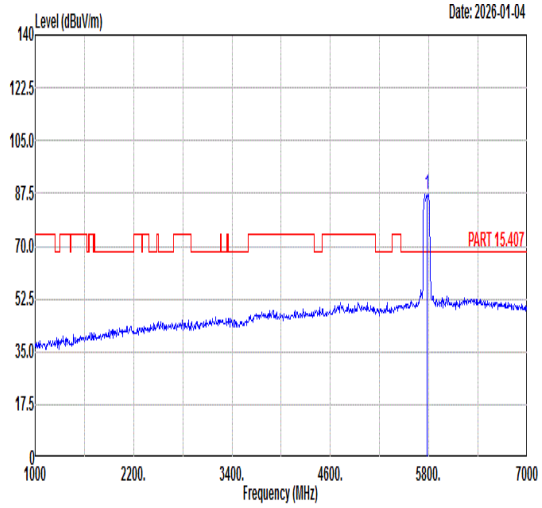 Freq Level Limit Line Margin (dB) Read Level Ant Factor Cable Loss Preamp Factor APos TPos Remark 1 5775.00 87.32 ------ ------ 74.87 35.84 10.06 33.45 300 283 PEAK
Avg	Blank	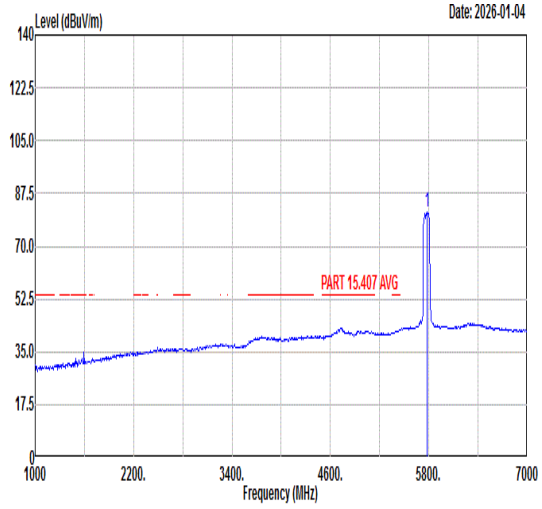 Freq Level Limit Line Margin (dB) Read Level Ant Factor Cable Loss Preamp Factor APos TPos Remark 1 5775.00 81.25 ------ ------ 68.69 35.89 10.13 33.46 300 283 AVERAGE

Mode	41	
	Band Edge - R	
	U-NII-3_5.25-5.35_802.11ac VHT80_CH155_5775MHz	
ANT	22	
Pol.	Vertical	Fundamental
Peak	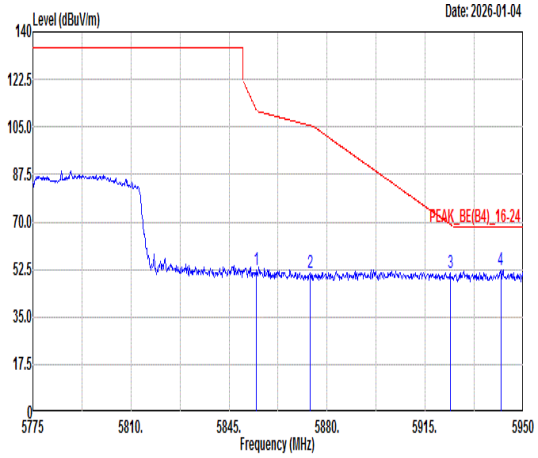 Freq Level Limit Line Margin (dB) Read Level Ant Factor Cable Loss Preamp Factor APos TPos Remark MHz dBuV/m dBuV/m dBuV dB/m dB dB cm deg 1 5854.80 52.16 111.26 -59.10 39.34 36.00 10.29 33.47 300 283 PEAK 2 5873.88 50.99 105.51 -54.52 38.11 36.02 10.33 33.47 300 283 PEAK 3 5923.93 51.17 69.09 -17.92 38.12 36.09 10.44 33.48 300 283 PEAK 4 5941.95 52.15 68.30 -16.15 39.05 36.12 10.47 33.49 300 283 PEAK	Blank

Mode	42	
	LF	
	U-NII-1_5.15-5.25_802.11n HT40 LF_CH46_Full_5230MHz	
ANT	22	
Pol.	Horizontal	Vertical
Peak	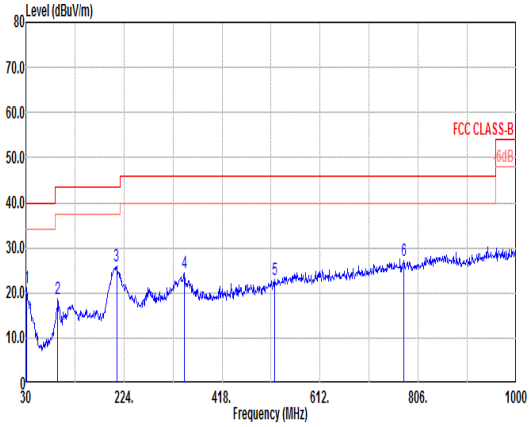	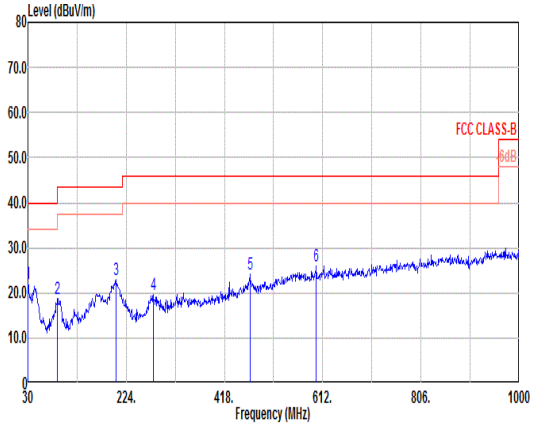

Horizontal:

	Freq	Level	Limit Line	Margin	Read Level	Ant Factor	Cable Loss	Preamp Factor	APos	TPos	Remark
	MHz	dBuV/m	dBuV/m	dB	dBuV	dB/m	dB	dB	cm	deg	
1	31.94	20.99	40.00	-19.01	27.77	24.25	0.55	31.58	---	---	Peak
2	93.05	18.60	43.50	-24.90	34.13	15.20	0.97	31.70	---	---	Peak
3	209.45	25.90	43.50	-17.60	40.87	15.06	1.47	31.50	---	---	Peak
4	343.31	24.48	46.00	-21.52	33.52	20.51	1.96	31.51	---	---	Peak
5	521.79	23.04	46.00	-22.96	27.60	24.35	2.39	31.30	---	---	Peak
6	777.87	27.18	46.00	-18.82	26.43	28.91	2.90	31.06	---	---	Peak

Vertical:

	Freq	Level	Limit Line	Margin	Read Level	Ant Factor	Cable Loss	Preamp Factor	APos	TPos	Remark
	MHz	dBuV/m	dBuV/m	dB	dBuV	dB/m	dB	dB	cm	deg	
1	30.00	22.05	40.00	-17.95	27.73	25.29	0.53	31.50	---	---	Peak
2	88.20	18.84	43.50	-24.66	35.01	14.59	0.94	31.70	---	---	Peak
3	204.60	22.92	43.50	-20.58	37.90	15.07	1.45	31.50	---	---	Peak
4	277.35	19.72	46.00	-26.28	30.70	18.84	1.73	31.55	---	---	Peak
5	468.44	24.06	46.00	-21.94	29.46	23.65	2.25	31.30	---	---	Peak
6	599.39	25.85	46.00	-20.15	28.21	26.18	2.56	31.10	---	---	Peak

Mode	43	
	LF	
	U-NII-3_5.725-5.85_802.11a LF_CH149_5745MHz	
ANT	22	
Pol.	Horizontal	Vertical
Peak	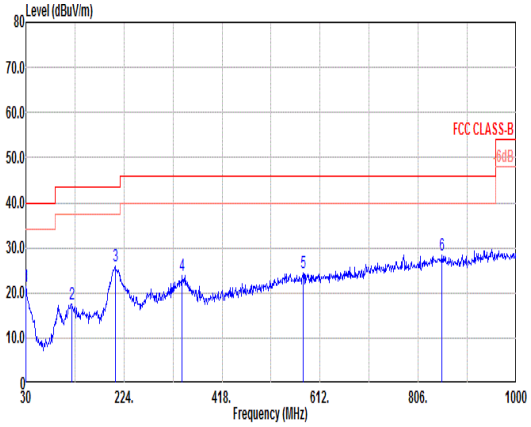	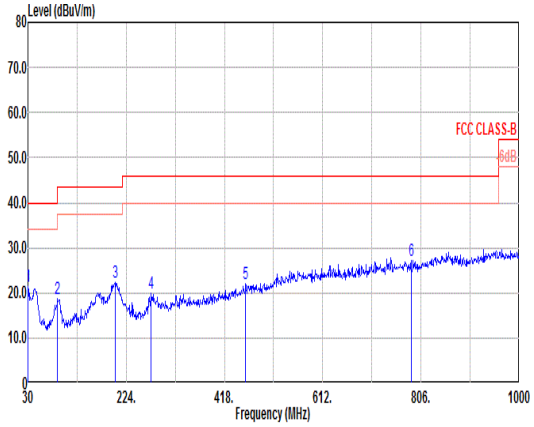

Horizontal:

	Freq	Level	Limit Line	Margin	Read Level	Ant Factor	Cable Loss	Preamp Factor	APos	TPos	Remark
	MHz	dBuV/m	dBuV/m	dB	dBuV	dB/m	dB	dB	cm	deg	
1	30.00	21.49	40.00	-18.51	27.17	25.29	0.53	31.50	---	---	Peak
2	120.21	17.62	43.50	-25.88	30.42	17.74	1.12	31.66	---	---	Peak
3	206.54	26.00	43.50	-17.50	40.97	15.07	1.46	31.50	---	---	Peak
4	338.46	24.00	46.00	-22.00	33.25	20.33	1.94	31.52	---	---	Peak
5	579.02	24.56	46.00	-21.44	27.08	26.14	2.52	31.18	---	---	Peak
6	852.56	28.30	46.00	-17.70	27.28	29.01	3.06	31.05	---	---	Peak

Vertical:

	Freq	Level	Limit Line	Margin	Read Level	Ant Factor	Cable Loss	Preamp Factor	APos	TPos	Remark
	MHz	dBuV/m	dBuV/m	dB	dBuV	dB/m	dB	dB	cm	deg	
1	30.00	21.31	40.00	-18.69	26.99	25.29	0.53	31.50	---	---	Peak
2	88.20	18.70	43.50	-24.80	34.87	14.59	0.94	31.70	---	---	Peak
3	201.69	22.32	43.50	-21.18	37.33	15.05	1.44	31.50	---	---	Peak
4	273.47	19.93	46.00	-26.07	30.88	18.88	1.72	31.55	---	---	Peak
5	459.71	22.10	46.00	-23.90	27.70	23.48	2.22	31.30	---	---	Peak
6	786.60	27.25	46.00	-18.75	26.60	28.80	2.92	31.07	---	---	Peak

Mode	44	
	Harmonic	
	Co-TX	
ANT	22	
Pol.	Horizontal	Vertical
Peak Avg	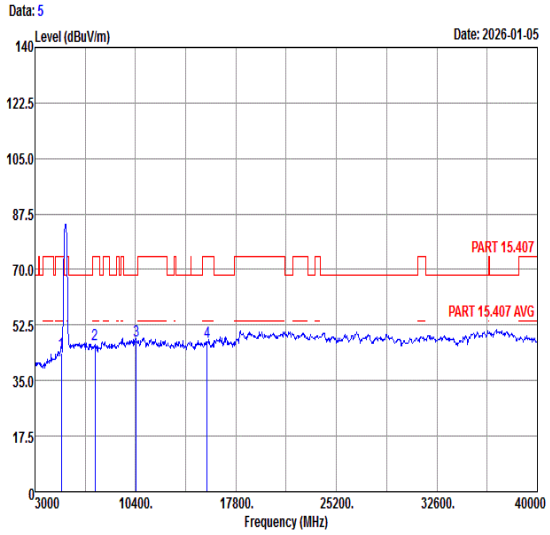 Freq Level Over Limit Limit Line ReadAntenna Level Factor Cable Loss Preamp Factor A/Pos T/Pos Remark MHz dBuV/m dB dBuV/m dBuV dB/m dB dB cm deg 1 4956.00 43.67 -30.33 74.00 51.42 36.14 8.45 52.34 --- --- Peak 2 7434.00 46.52 -27.48 74.00 51.65 37.00 10.17 52.30 --- --- Peak 3 * 10460.00 47.59 -20.71 68.30 47.79 38.94 12.14 51.28 --- --- Peak 4 15690.00 47.32 -26.68 74.00 43.10 42.14 14.66 52.58 --- --- Peak	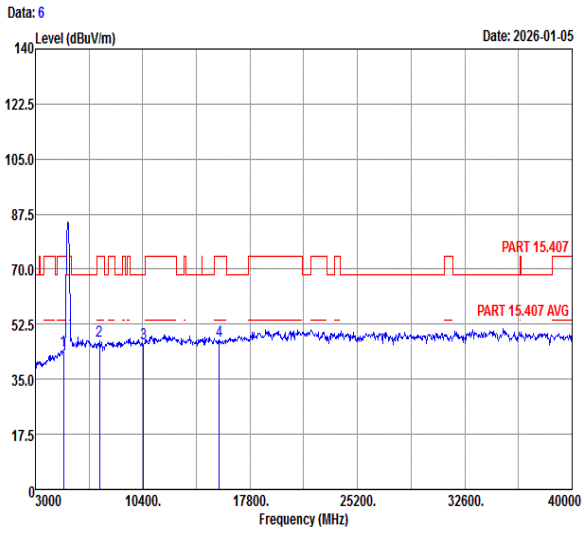 Freq Level Over Limit Limit Line ReadAntenna Level Factor Cable Loss Preamp Factor A/Pos T/Pos Remark MHz dBuV/m dB dBuV/m dBuV dB/m dB dB cm deg 1 4956.00 43.88 -30.12 74.00 51.63 36.14 8.45 52.34 --- --- Peak 2 7434.00 47.13 -26.87 74.00 52.26 37.00 10.17 52.30 --- --- Peak 3 * 10460.00 46.57 -21.73 68.30 46.77 38.94 12.14 51.28 --- --- Peak 4 15690.00 47.19 -26.81 74.00 42.97 42.14 14.66 52.58 --- --- Peak

Note: The frequency point over limit line is 5G WLAN fundamental signals, which can be ignored.

Mode	45
	Band Edge
	U-NII-1_5.15-5.25_802.11a_CH40_5200MHz
ANT	22

Pol.	Horizontal	Fundamental
Peak	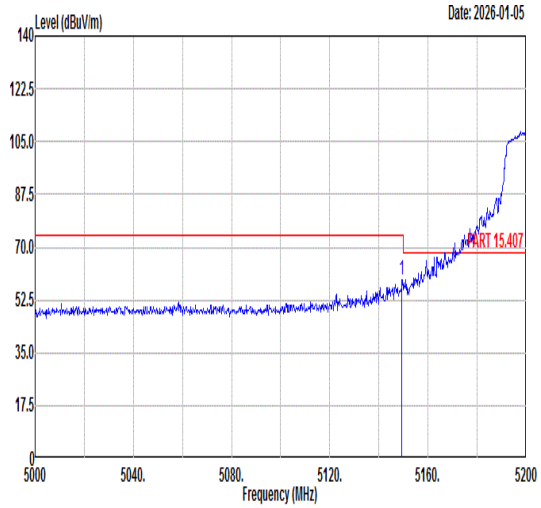 Freq Level Limit Line Margin (dB) Read Level Ant Factor Cable Loss Preamp Factor APos TPos Remark MHz dBuV/m dBuV/m dBuV dB/m dB dB cm deg 1 5149.40 59.28 74.00 -14.72 48.93 35.29 8.53 33.47 100 31 PEAK	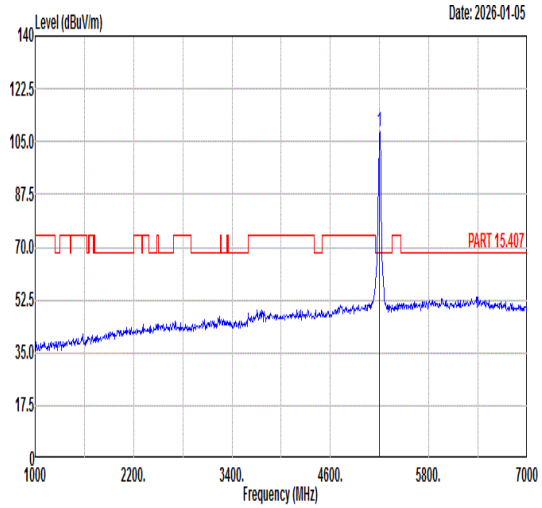 Freq Level Limit Line Margin (dB) Read Level Ant Factor Cable Loss Preamp Factor APos TPos Remark MHz dBuV/m dBuV/m dBuV dB/m dB dB cm deg 1 5200.00 108.36 ------ ------ 97.86 35.32 8.64 33.46 100 31 PEAK
Avg	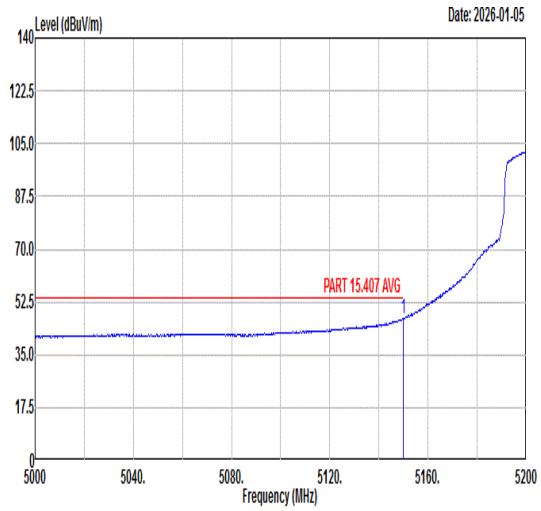 Freq Level Limit Line Margin (dB) Read Level Ant Factor Cable Loss Preamp Factor APos TPos Remark MHz dBuV/m dBuV/m dBuV dB/m dB dB cm deg 1 5150.00 46.93 54.00 -7.07 36.57 35.29 8.54 33.47 100 31 AVERAGE	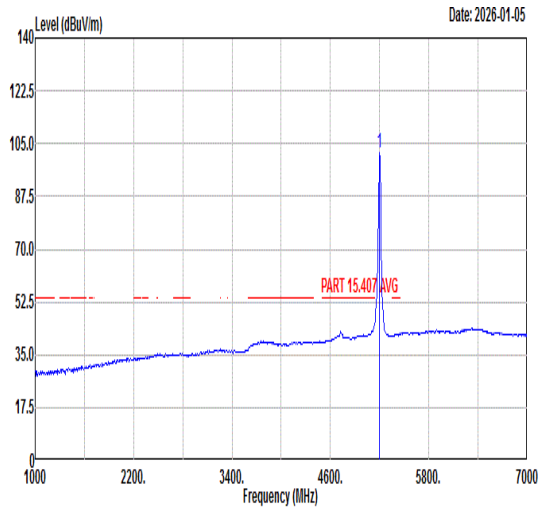 Freq Level Limit Line Margin (dB) Read Level Ant Factor Cable Loss Preamp Factor APos TPos Remark MHz dBuV/m dBuV/m dBuV dB/m dB dB cm deg 1 5200.00 101.84 ------ ------ 91.35 35.32 8.63 33.46 100 31 AVERAGE

Mode	45
	Band Edge
	U-NII-1_5.15-5.25_802.11a_CH40_5200MHz
ANT	22

Pol.	Vertical	Fundamental
Peak	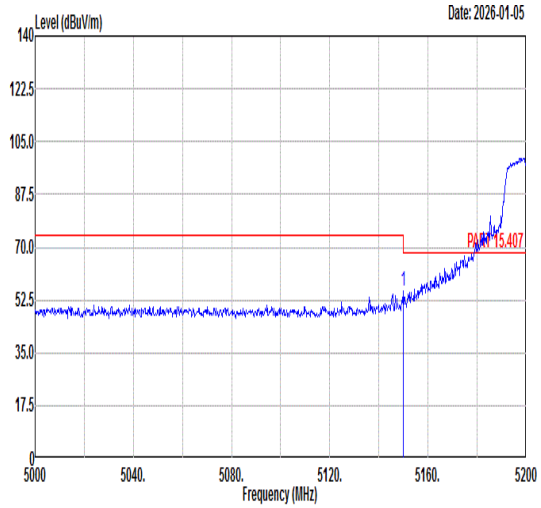 Freq Level Limit Line Margin (dB) Read Level Ant Factor Cable Loss Preamp Factor APos TPos Remark MHz dBuV/m dBuV/m dBuV dB/m dB dB cm deg 1 5149.80 55.32 74.00 -18.68 44.96 35.29 8.54 33.47 400 261 PEAK	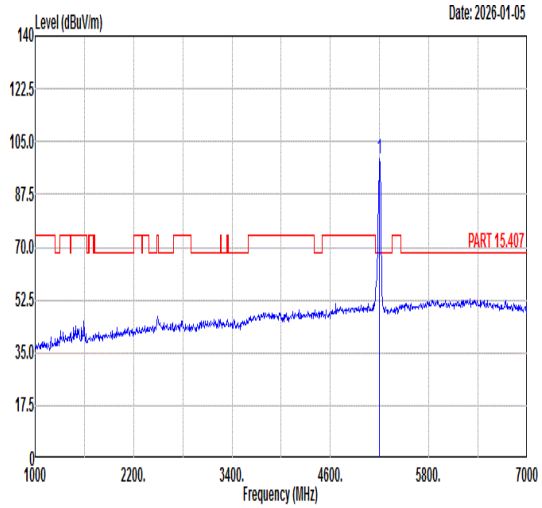 Freq Level Limit Line Margin (dB) Read Level Ant Factor Cable Loss Preamp Factor APos TPos Remark MHz dBuV/m dBuV/m dBuV dB/m dB dB cm deg 1 5200.00 99.44 ------ ------ 88.95 35.32 8.63 33.46 400 261 PEAK
Avg	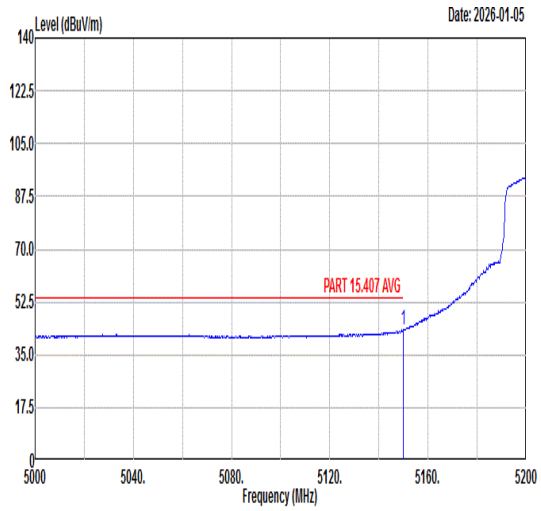 Freq Level Limit Line Margin (dB) Read Level Ant Factor Cable Loss Preamp Factor APos TPos Remark MHz dBuV/m dBuV/m dBuV dB/m dB dB cm deg 1 5150.00 43.40 54.00 -10.60 33.04 35.29 8.54 33.47 400 261 AVERAGE	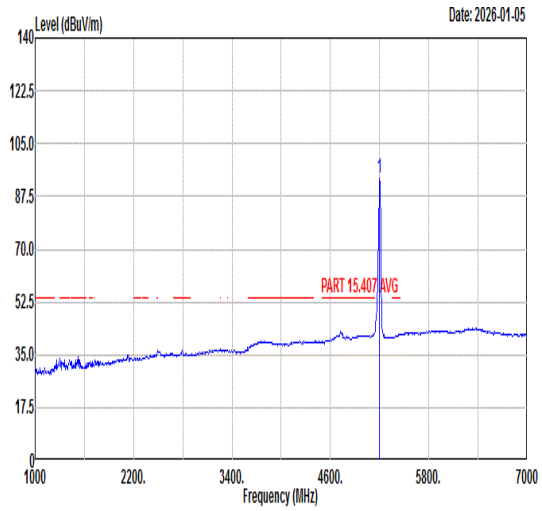 Freq Level Limit Line Margin (dB) Read Level Ant Factor Cable Loss Preamp Factor APos TPos Remark MHz dBuV/m dBuV/m dBuV dB/m dB dB cm deg 1 5200.00 93.33 ------ ------ 82.84 35.32 8.63 33.46 400 261 AVERAGE

Mode	46	
	Band Edge	
	U-NII-1_5.15-5.25_802.11a_CH104_5520MHz	
ANT	22	
Pol.	Horizontal	Fundamental
Peak	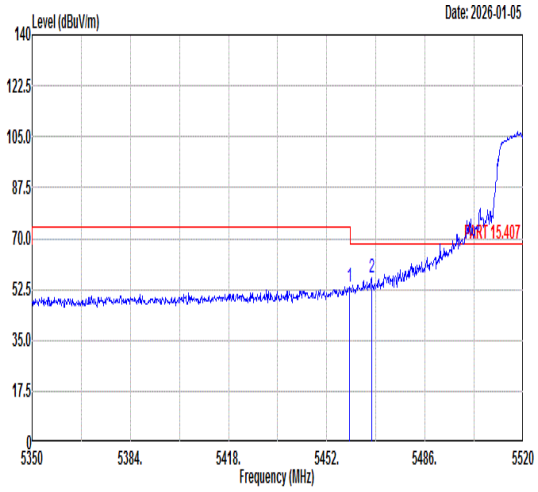 Freq Level Limit Line Margin (dB) Read Level Ant Factor Cable Loss Preamp Factor APos TPos Remark MHz dBuV/m dBuV/m dBuV dB/m dB dB cm deg 1 5459.82 53.60 74.00 -20.40 41.84 35.48 9.69 33.41 100 46 PEAK 2 5467.47 56.42 68.30 -11.88 44.66 35.48 9.69 33.41 100 46 PEAK	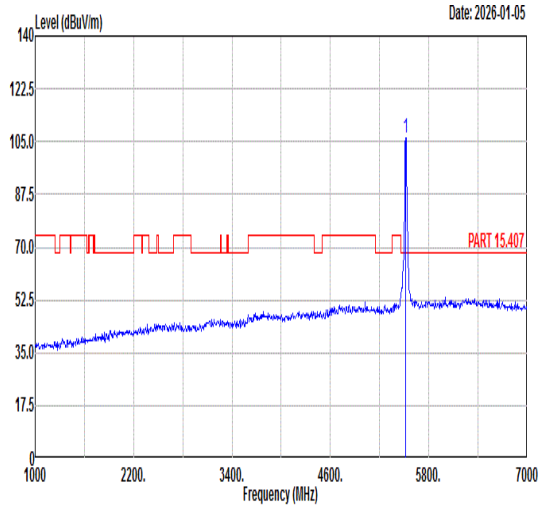 Freq Level Limit Line Margin (dB) Read Level Ant Factor Cable Loss Preamp Factor APos TPos Remark MHz dBuV/m dBuV/m dBuV dB/m dB dB cm deg 1 5520.00 106.10 ------ ------ 94.25 35.53 9.72 33.40 100 46 PEAK
Avg	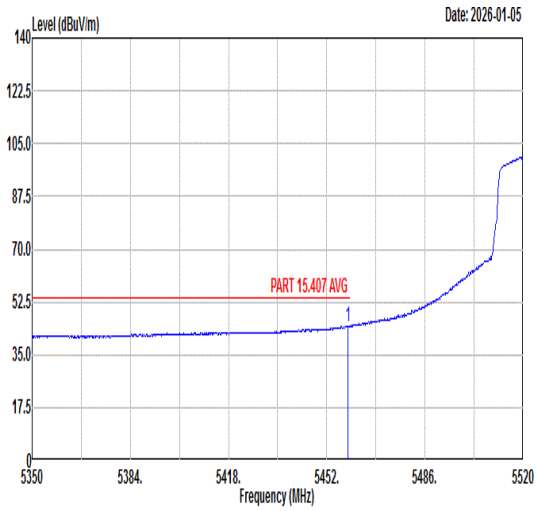 Freq Level Limit Line Margin (dB) Read Level Ant Factor Cable Loss Preamp Factor APos TPos Remark MHz dBuV/m dBuV/m dBuV dB/m dB dB cm deg 1 5459.31 44.59 54.00 -9.41 32.83 35.48 9.69 33.41 100 46 AVERAGE	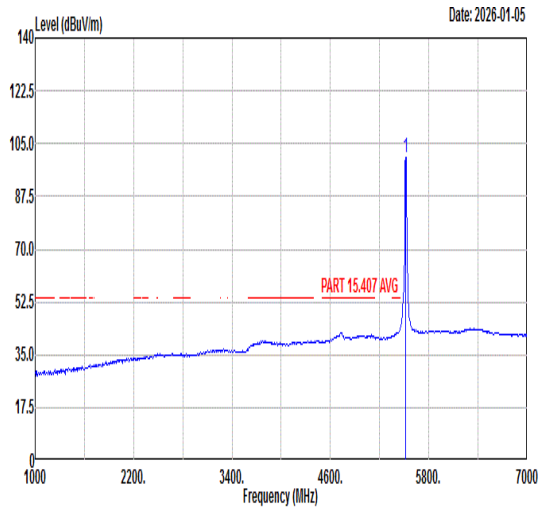 Freq Level Limit Line Margin (dB) Read Level Ant Factor Cable Loss Preamp Factor APos TPos Remark MHz dBuV/m dBuV/m dBuV dB/m dB dB cm deg 1 5520.00 100.40 ------ ------ 88.55 35.53 9.72 33.40 100 46 AVERAGE

Mode	46	
	Band Edge	
	U-NII-1_5.15-5.25_802.11a_CH104_5520MHz	
ANT	22	
Pol.	Vertical	Fundamental
Peak	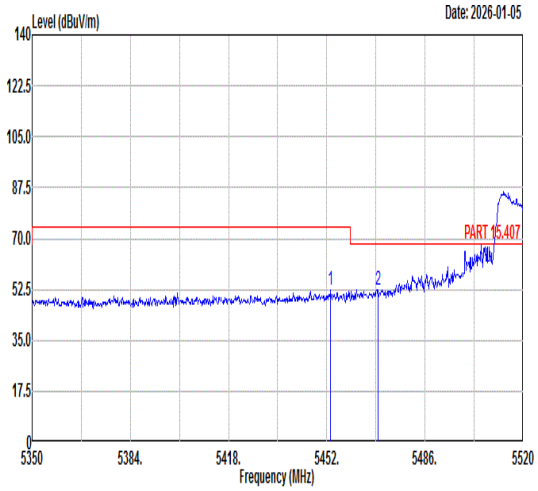 Freq Level Limit Line Margin (dB) Read Level Ant Factor Cable Loss Preamp Factor APos TPos Remark MHz dBuV/m dBuV/m dBuV dB/m dB dB cm deg 1 5453.36 52.07 74.00 -21.93 40.33 35.47 9.68 33.41 375 278 PEAK 2 5469.85 52.48 68.30 -15.82 40.72 35.48 9.69 33.41 375 278 PEAK	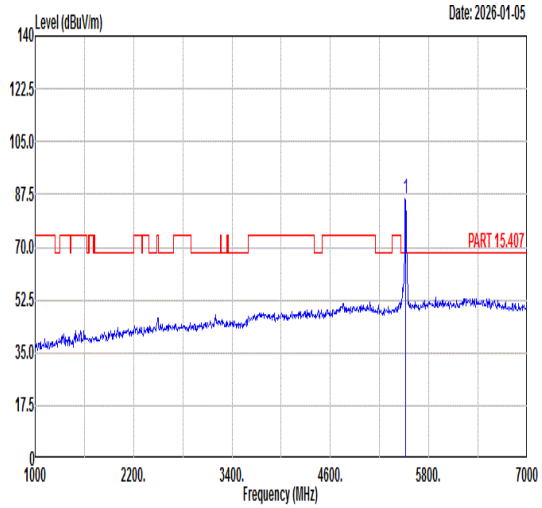 Freq Level Limit Line Margin (dB) Read Level Ant Factor Cable Loss Preamp Factor APos TPos Remark MHz dBuV/m dBuV/m dBuV dB/m dB dB cm deg 1 5520.00 86.03 ------ ------ 74.20 35.52 9.71 33.40 375 278 PEAK
Avg	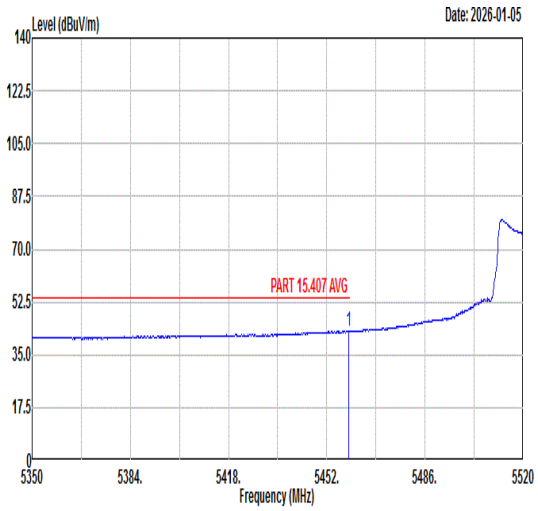 Freq Level Limit Line Margin (dB) Read Level Ant Factor Cable Loss Preamp Factor APos TPos Remark MHz dBuV/m dBuV/m dBuV dB/m dB dB cm deg 1 5459.48 42.69 54.00 -11.31 30.93 35.48 9.69 33.41 375 278 AVERAGE	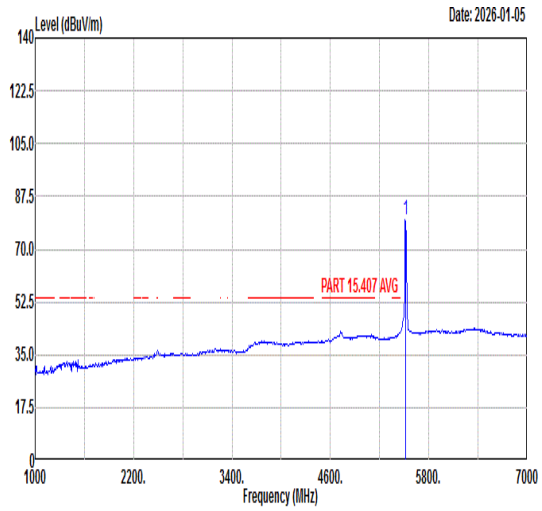 Freq Level Limit Line Margin (dB) Read Level Ant Factor Cable Loss Preamp Factor APos TPos Remark MHz dBuV/m dBuV/m dBuV dB/m dB dB cm deg 1 5520.00 79.79 ------ ------ 67.96 35.52 9.71 33.40 375 278 AVERAGE

Mode	47	
	Band Edge	
	U-NII-1_5.15-5.25_802.11a_CH136_5680MHz	
ANT	22	
Pol.	Horizontal	Fundamental
Peak	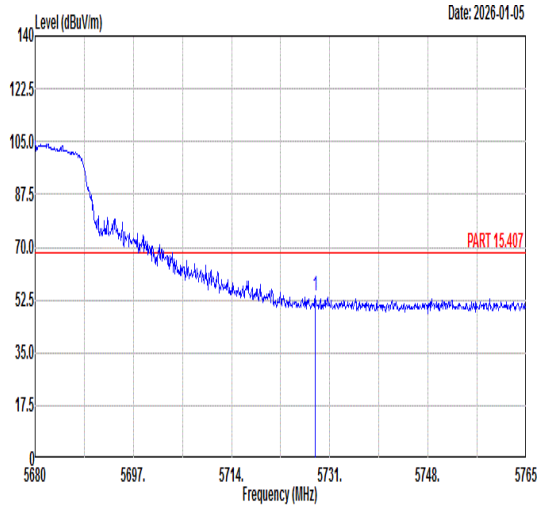 Freq Level Limit Line Margin (dB) Read Level Ant Factor Cable Loss Preamp Factor APos TPos Remark MHz dBuV/m dBuV/m dBuV dB/m dB dB cm deg 1 5728.45 53.77 68.30 -14.53 41.37 35.82 10.03 33.45 106 59 PEAK	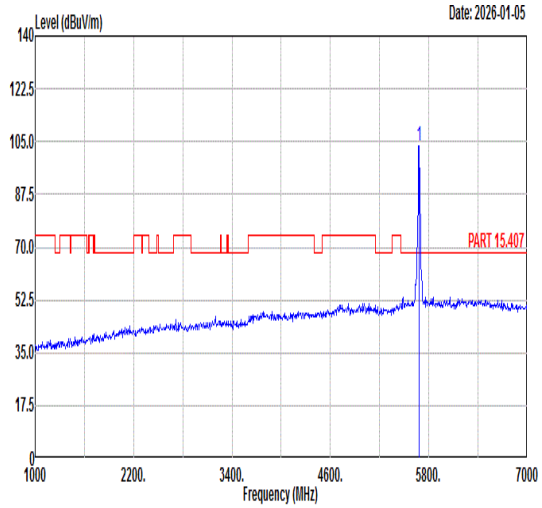 Freq Level Limit Line Margin (dB) Read Level Ant Factor Cable Loss Preamp Factor APos TPos Remark MHz dBuV/m dBuV/m dBuV dB/m dB dB cm deg 1 5680.00 103.81 ------ ------ 91.58 35.75 9.92 33.44 106 59 PEAK
Avg	Blank	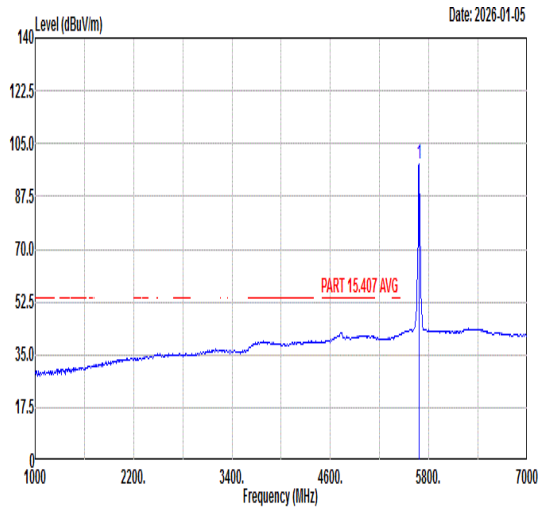 Freq Level Limit Line Margin (dB) Read Level Ant Factor Cable Loss Preamp Factor APos TPos Remark MHz dBuV/m dBuV/m dBuV dB/m dB dB cm deg 1 5680.00 98.23 ------ ------ 86.00 35.75 9.92 33.44 106 59 AVERAGE

Mode	47	
	Band Edge	
	U-NII-1_5.15-5.25_802.11a_CH136_5680MHz	
ANT	22	
Pol.	Vertical	Fundamental
Peak	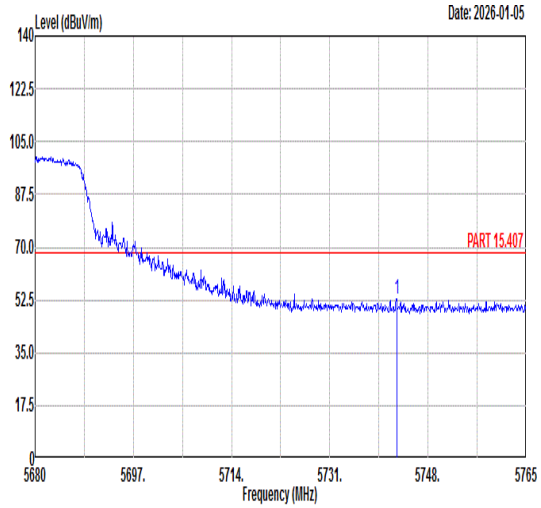 Freq Level Limit Line Margin (dB) Read Level Ant Factor Cable Loss Preamp Factor APos TPos Remark MHz dBuV/m dBuV/m dBuV dB/m dB dB cm deg 1 5742.56 52.85 68.30 -15.45 40.40 35.84 10.06 33.45 391 186 PEAK	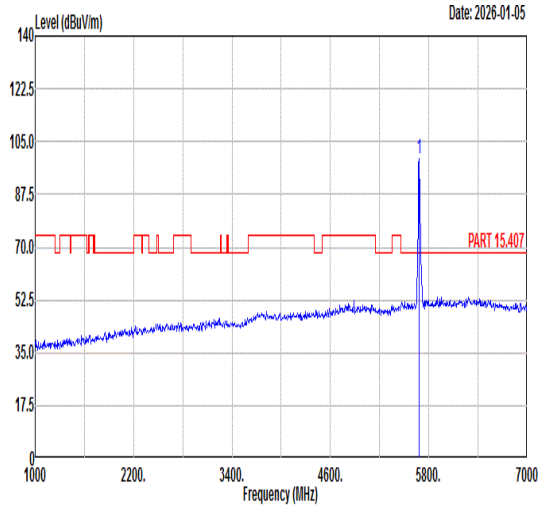 Freq Level Limit Line Margin (dB) Read Level Ant Factor Cable Loss Preamp Factor APos TPos Remark MHz dBuV/m dBuV/m dBuV dB/m dB dB cm deg 1 5680.00 99.37 ------ ------ 87.14 35.75 9.92 33.44 391 186 PEAK
Avg	Blank	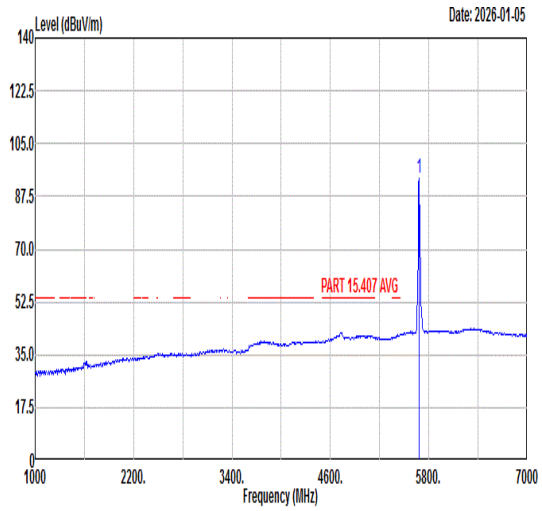 Freq Level Limit Line Margin (dB) Read Level Ant Factor Cable Loss Preamp Factor APos TPos Remark MHz dBuV/m dBuV/m dBuV dB/m dB dB cm deg 1 5680.00 93.62 ------ ------ 81.39 35.75 9.92 33.44 391 186 AVERAGE

Mode	48	
	Band Edge	
	U-NII-1_5.15-5.25_802.11n HT20_CH40_5200MHz	
ANT	22	
Pol.	Horizontal	Fundamental
Peak	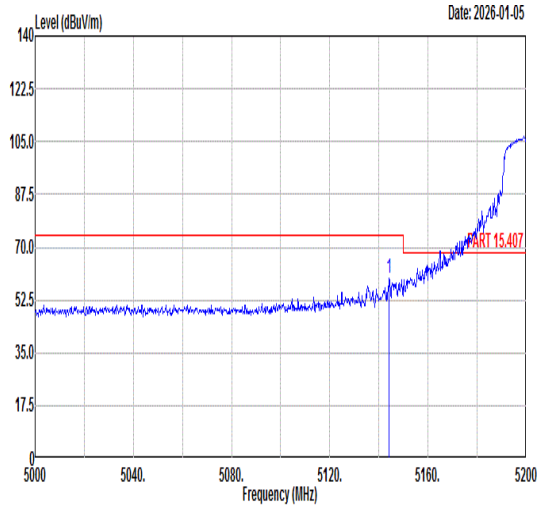 Freq Level Limit Line Margin (dB) Read Level Ant Factor Cable Loss Preamp Factor APos TPos Remark MHz dBuV/m dBuV/m dBuV dB/m dB dB cm deg 1 5144.20 59.72 74.00 -14.28 49.38 35.29 8.52 33.47 100 33 PEAK	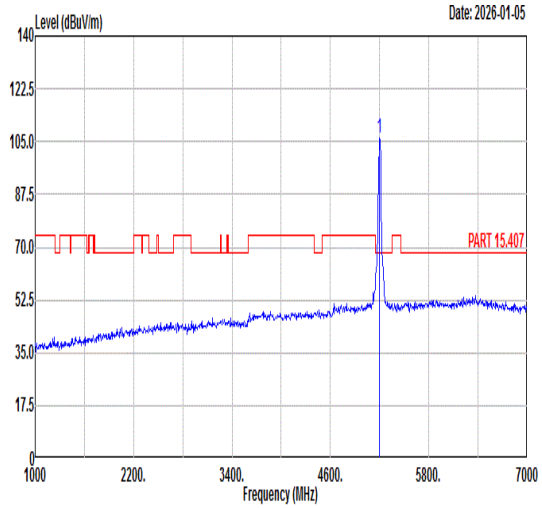 Freq Level Limit Line Margin (dB) Read Level Ant Factor Cable Loss Preamp Factor APos TPos Remark MHz dBuV/m dBuV/m dBuV dB/m dB dB cm deg 1 5200.00 106.40 ------ ------ 95.91 35.32 8.63 33.46 100 33 PEAK
Avg	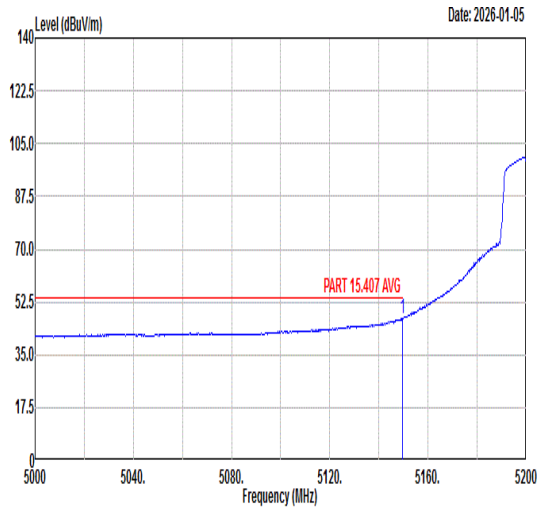 Freq Level Limit Line Margin (dB) Read Level Ant Factor Cable Loss Preamp Factor APos TPos Remark MHz dBuV/m dBuV/m dBuV dB/m dB dB cm deg 1 5149.60 47.10 54.00 -6.90 36.75 35.29 8.53 33.47 100 33 AVERAGE	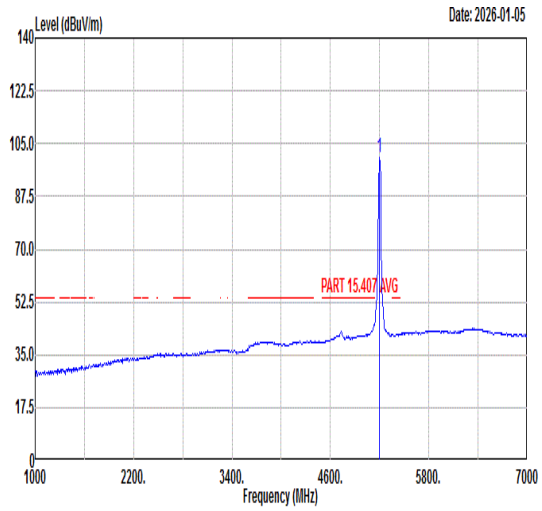 Freq Level Limit Line Margin (dB) Read Level Ant Factor Cable Loss Preamp Factor APos TPos Remark MHz dBuV/m dBuV/m dBuV dB/m dB dB cm deg 1 5200.00 100.42 ------ ------ 89.93 35.32 8.63 33.46 100 33 AVERAGE

Mode	48
	Band Edge
	U-NII-1_5.15-5.25_802.11n HT20_CH40_5200MHz
ANT	22

Pol.	Vertical	Fundamental
Peak	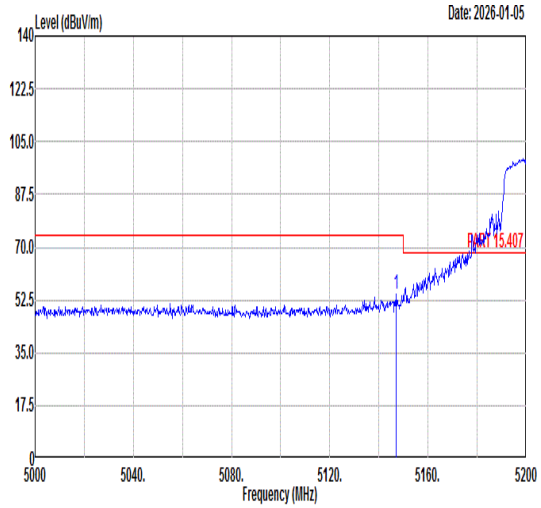 Freq Level Limit Line Margin (dB) Read Level Ant Factor Cable Loss Preamp Factor APos TPos Remark MHz dBuV/m dBuV/m dBuV dB/m dB dB cm deg 1 5147.00 54.52 74.00 -19.48 44.17 35.29 8.53 33.47 400 261 PEAK	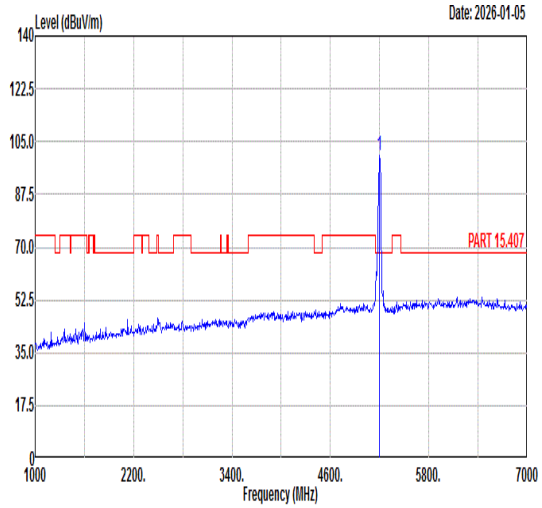 Freq Level Limit Line Margin (dB) Read Level Ant Factor Cable Loss Preamp Factor APos TPos Remark MHz dBuV/m dBuV/m dBuV dB/m dB dB cm deg 1 5200.00 100.19 ------ ------ 89.70 35.32 8.63 33.46 400 261 PEAK
Avg	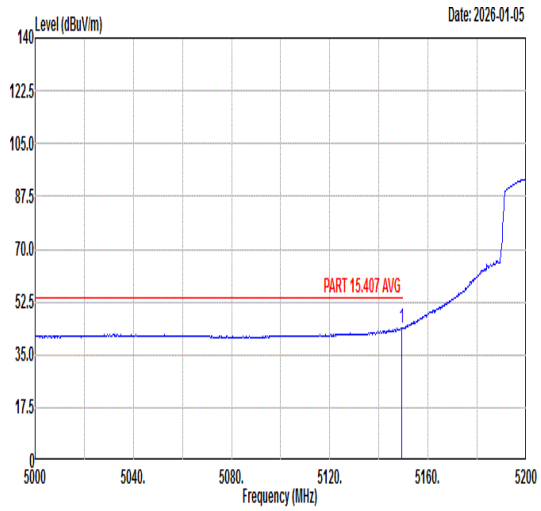 Freq Level Limit Line Margin (dB) Read Level Ant Factor Cable Loss Preamp Factor APos TPos Remark MHz dBuV/m dBuV/m dBuV dB/m dB dB cm deg 1 5149.20 43.90 54.00 -10.10 33.55 35.29 8.53 33.47 400 261 AVERAGE	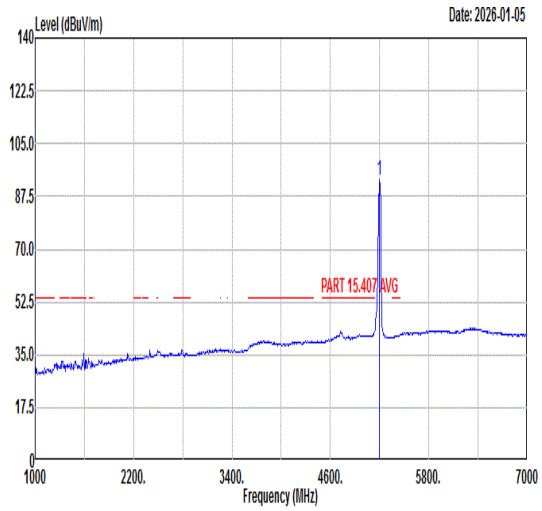 Freq Level Limit Line Margin (dB) Read Level Ant Factor Cable Loss Preamp Factor APos TPos Remark MHz dBuV/m dBuV/m dBuV dB/m dB dB cm deg 1 5200.00 93.06 ------ ------ 82.57 35.32 8.63 33.46 400 261 AVERAGE

Mode	49	
	Band Edge	
	U-NII-1_5.15-5.25_802.11n HT20_CH104_5520MHz	
ANT	22	
Pol.	Horizontal	Fundamental
Peak	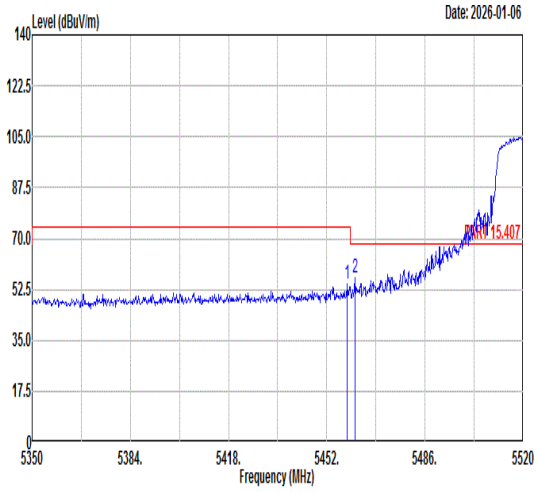 Freq Level Limit Line Margin (dB) Read Level Ant Factor Cable Loss Preamp Factor APos TPos Remark MHz dBuV/m dBuV/m dBuV dB/m dB dB cm deg 1 5459.14 54.19 74.00 -19.81 42.43 35.48 9.69 33.41 100 53 PEAK 2 5461.69 56.53 68.30 -11.77 44.77 35.48 9.69 33.41 100 53 PEAK	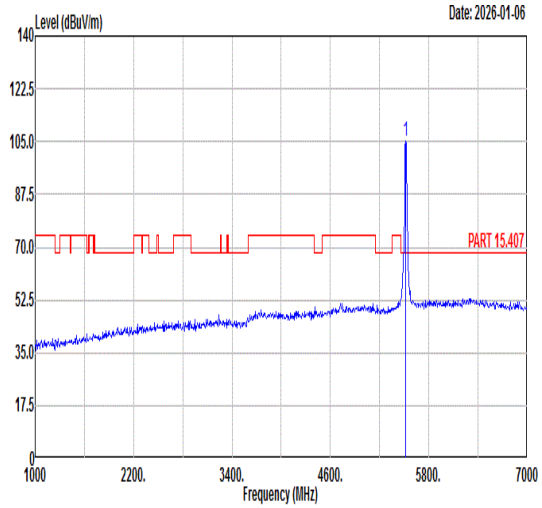 Freq Level Limit Line Margin (dB) Read Level Ant Factor Cable Loss Preamp Factor APos TPos Remark MHz dBuV/m dBuV/m dBuV dB/m dB dB cm deg 1 5520.00 105.02 ------ ------ 93.17 35.53 9.72 33.40 100 53 PEAK
Avg	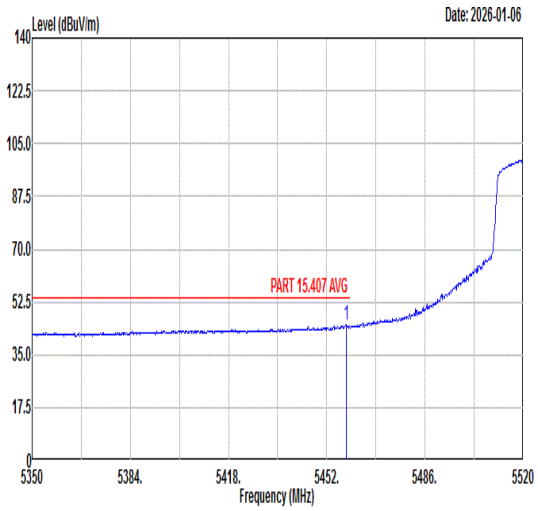 Freq Level Limit Line Margin (dB) Read Level Ant Factor Cable Loss Preamp Factor APos TPos Remark MHz dBuV/m dBuV/m dBuV dB/m dB dB cm deg 1 5458.80 44.86 54.00 -9.14 33.10 35.48 9.69 33.41 100 53 AVERAGE	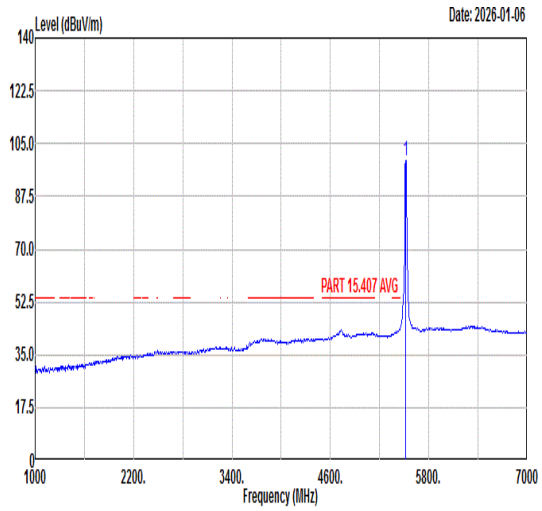 Freq Level Limit Line Margin (dB) Read Level Ant Factor Cable Loss Preamp Factor APos TPos Remark MHz dBuV/m dBuV/m dBuV dB/m dB dB cm deg 1 5520.00 99.45 ------ ------ 87.60 35.53 9.72 33.40 100 53 AVERAGE

Mode	49
	Band Edge
	U-NII-1_5.15-5.25_802.11n HT20_CH104_5520MHz
ANT	22

Pol.	Vertical	Fundamental
Peak	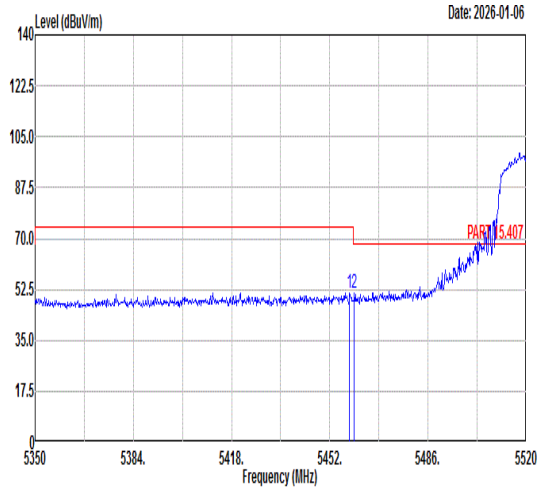 Freq Level Limit Line Margin (dB) Read Level Ant Factor Cable Loss Preamp Factor APos TPos Remark MHz dBuV/m dBuV/m dBuV dB/m dB dB cm deg 1 5458.80 51.49 74.00 -22.51 39.73 35.48 9.69 33.41 106 183 PEAK 2 5460.50 51.41 68.30 -16.89 39.65 35.48 9.69 33.41 106 183 PEAK	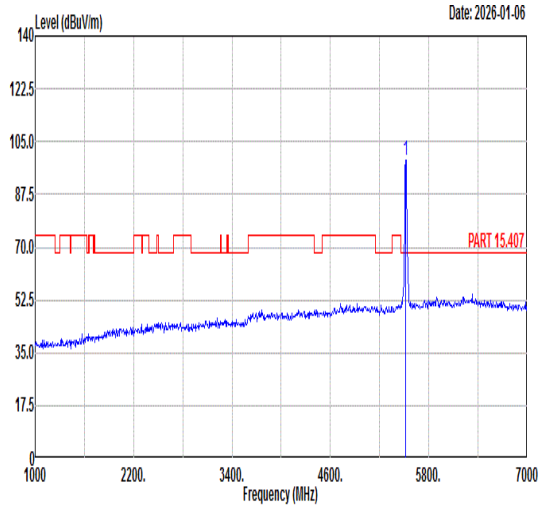 Freq Level Limit Line Margin (dB) Read Level Ant Factor Cable Loss Preamp Factor APos TPos Remark MHz dBuV/m dBuV/m dBuV dB/m dB dB cm deg 1 5520.00 98.80 ------ ------ 86.95 35.53 9.72 33.40 106 183 PEAK
Avg	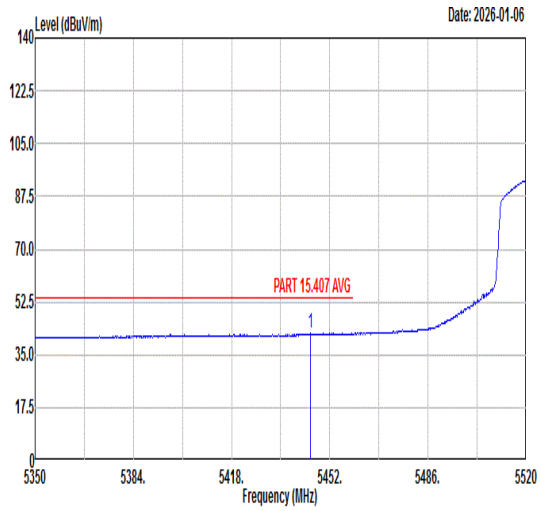 Freq Level Limit Line Margin (dB) Read Level Ant Factor Cable Loss Preamp Factor APos TPos Remark MHz dBuV/m dBuV/m dBuV dB/m dB dB cm deg 1 5445.37 42.08 54.00 -11.92 30.34 35.47 9.68 33.41 106 183 AVERAGE	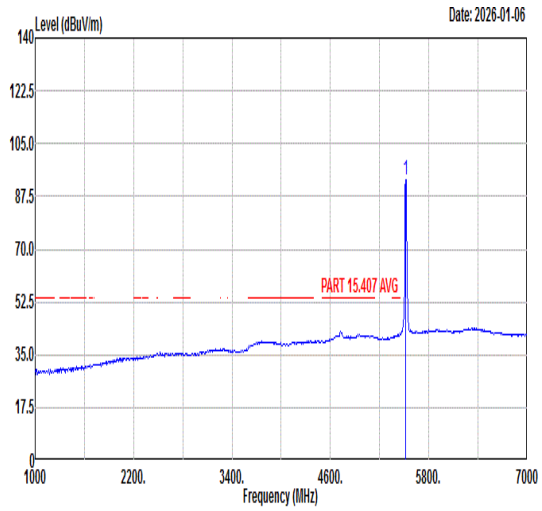 Freq Level Limit Line Margin (dB) Read Level Ant Factor Cable Loss Preamp Factor APos TPos Remark MHz dBuV/m dBuV/m dBuV dB/m dB dB cm deg 1 5520.00 92.85 ------ ------ 81.00 35.53 9.72 33.40 106 183 AVERAGE

Mode	50	
	Band Edge	
	U-NII-1_5.15-5.25_802.11n HT20_CH136_5680MHz	
ANT	22	
Pol.	Horizontal	Fundamental
Peak	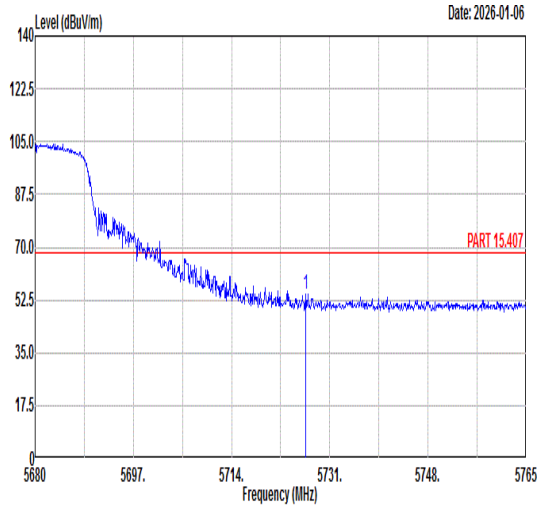 Freq Level Limit Line Margin (dB) Read Level Ant Factor Cable Loss Preamp Factor APos TPos Remark MHz dBuV/m dBuV/m dBuV dB/m dB dB cm deg 1 5726.84 54.56 68.30 -13.74 42.17 35.82 10.02 33.45 100 49 PEAK	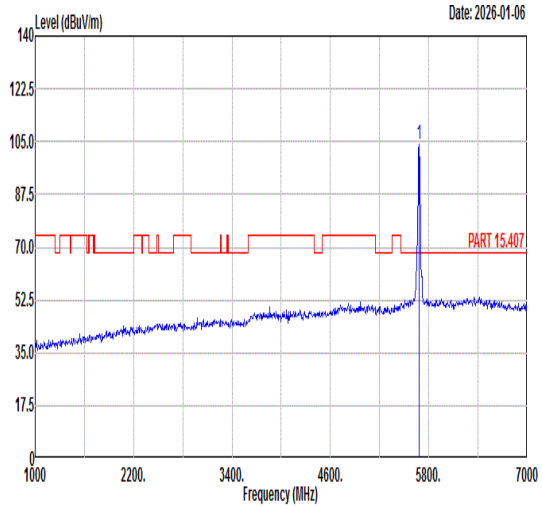 Freq Level Limit Line Margin (dB) Read Level Ant Factor Cable Loss Preamp Factor APos TPos Remark MHz dBuV/m dBuV/m dBuV dB/m dB dB cm deg 1 5680.00 104.05 ------ ------ 91.82 35.75 9.92 33.44 100 49 PEAK
Avg	Blank	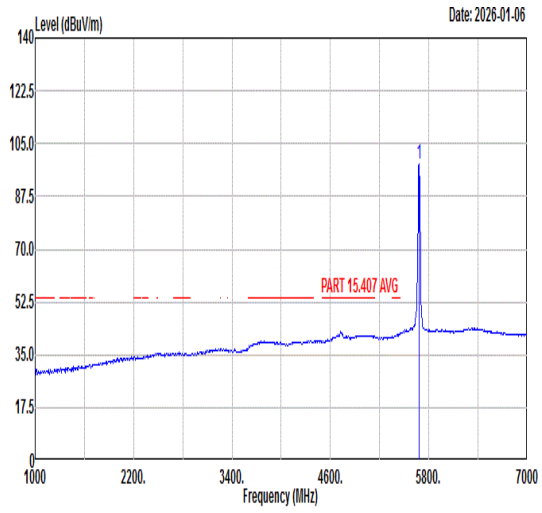 Freq Level Limit Line Margin (dB) Read Level Ant Factor Cable Loss Preamp Factor APos TPos Remark MHz dBuV/m dBuV/m dBuV dB/m dB dB cm deg 1 5680.00 98.17 ------ ------ 85.94 35.75 9.92 33.44 100 49 AVERAGE

Mode	50	
	Band Edge	
	U-NII-1_5.15-5.25_802.11n HT20_CH136_5680MHz	
ANT	22	
Pol.	Vertical	Fundamental
Peak	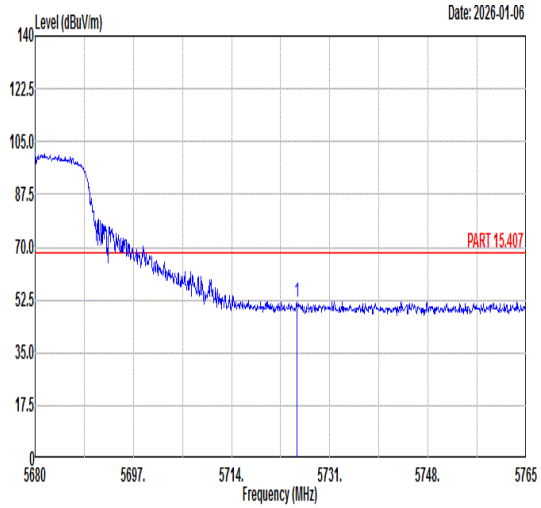 Freq Level Limit Line Margin (dB) Read Level Ant Factor Cable Loss Preamp Factor APos TPos Remark MHz dBuV/m dBuV/m dBuV dB/m dB dB cm deg 1 5725.31 51.99 68.30 -16.31 39.60 35.82 10.02 33.45 397 190 PEAK	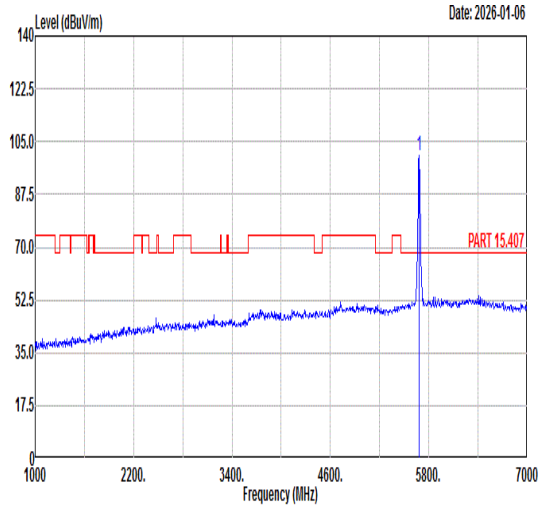 Freq Level Limit Line Margin (dB) Read Level Ant Factor Cable Loss Preamp Factor APos TPos Remark MHz dBuV/m dBuV/m dBuV dB/m dB dB cm deg 1 5680.00 100.14 ------ ------ 87.91 35.75 9.92 33.44 397 190 PEAK
Avg	Blank	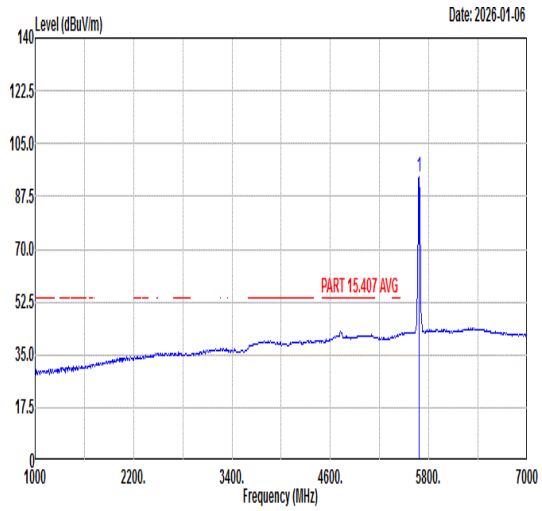 Freq Level Limit Line Margin (dB) Read Level Ant Factor Cable Loss Preamp Factor APos TPos Remark MHz dBuV/m dBuV/m dBuV dB/m dB dB cm deg 1 5680.00 94.26 ------ ------ 82.03 35.75 9.92 33.44 397 190 AVERAGE

Mode	51
	Band Edge - L
	U-NII-2C_5.47-5.725_802.11n HT40_CH110_Full_5550MHz
ANT	22

Pol.	Horizontal	Fundamental
Peak	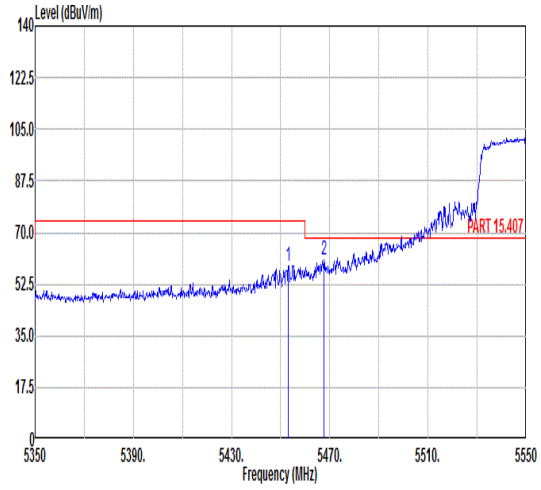 Freq Level Limit Line Margin Read Level Ant Factor Cable Loss Preamp Factor APos TPos Remark MHz dBuV/m dBuV/m dB dBuV dB/m dB dB cm deg 1 5453.20 58.84 74.00 -15.16 47.10 35.47 9.68 33.41 100 61 PEAK 2 5467.60 60.99 68.30 -7.31 49.23 35.48 9.69 33.41 100 61 PEAK	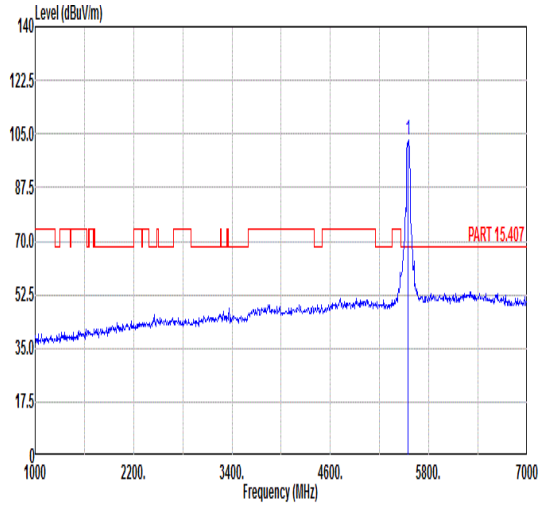 Freq Level Limit Line Margin Read Level Ant Factor Cable Loss Preamp Factor APos TPos Remark MHz dBuV/m dBuV/m dB dBuV dB/m dB dB cm deg 1 5550.00 102.92 ------ ------ 91.01 35.58 9.74 33.41 100 61 PEAK
Avg	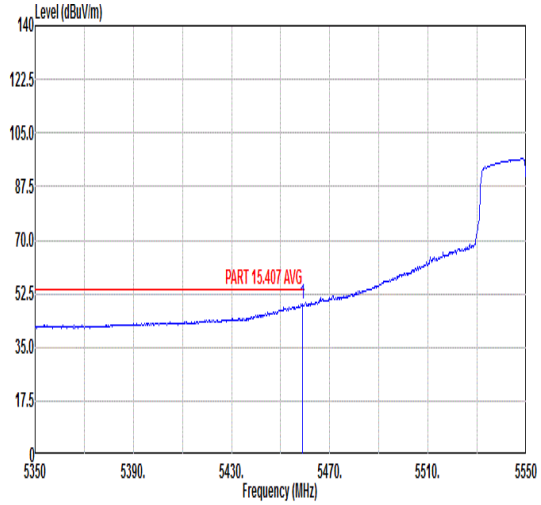 Freq Level Limit Line Margin Read Level Ant Factor Cable Loss Preamp Factor APos TPos Remark MHz dBuV/m dBuV/m dB dBuV dB/m dB dB cm deg 1 5458.80 49.23 54.00 -4.77 37.47 35.48 9.69 33.41 100 61 AVERAGE	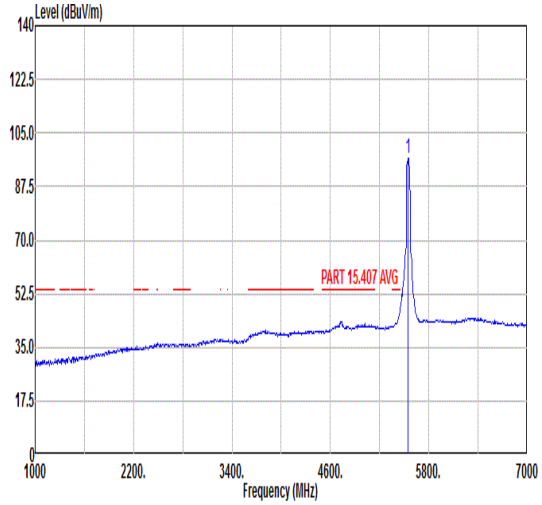 Freq Level Limit Line Margin Read Level Ant Factor Cable Loss Preamp Factor APos TPos Remark MHz dBuV/m dBuV/m dB dBuV dB/m dB dB cm deg 1 5550.00 96.73 ------ ------ 84.82 35.58 9.74 33.41 100 61 AVERAGE

Mode	51	
	Band Edge - R	
	U-NII-2C_5.47-5.725_802.11n HT40_CH110_Full_5550MHz	
ANT	22	
Pol.	Horizontal	Fundamental
Peak	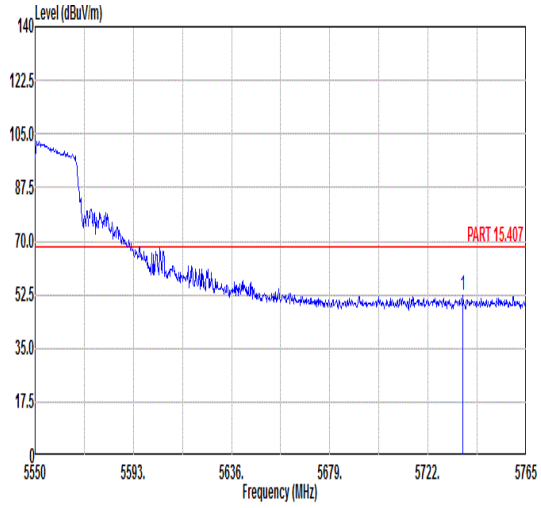 Freq Level Limit Line Margin Read Level Ant Factor Cable Loss Preamp Factor APos TPos Remark MHz dBuV/m dBuV/m dB dBuV dB/m dB dB cm deg 1 5737.27 52.48 68.30 -15.82 40.06 35.83 10.04 33.45 100 61 PEAK	Blank

Mode	51
	Band Edge - L
	U-NII-2C_5.47-5.725_802.11n HT40_CH110_Full_5550MHz
ANT	22

Pol.	Vertical	Fundamental
Peak	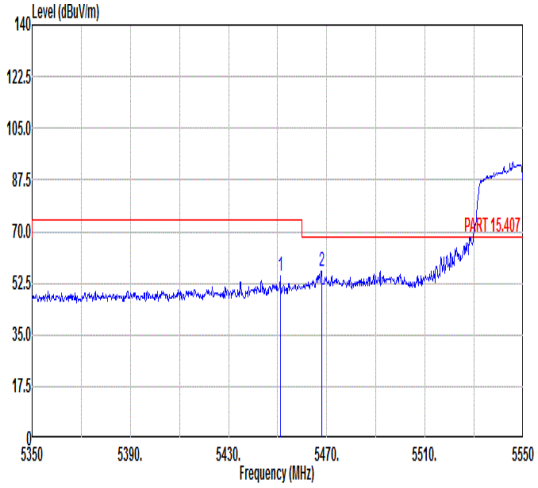 Freq Level Limit Line Margin Read Level Ant Factor Cable Loss Preamp Factor APos TPos Remark MHz dBuV/m dBuV/m dB dBuV dB/m dB dB cm deg 1 5451.00 54.70 74.00 -19.30 42.96 35.47 9.68 33.41 400 301 PEAK 2 5467.80 56.34 68.30 -11.96 44.58 35.48 9.69 33.41 400 301 PEAK	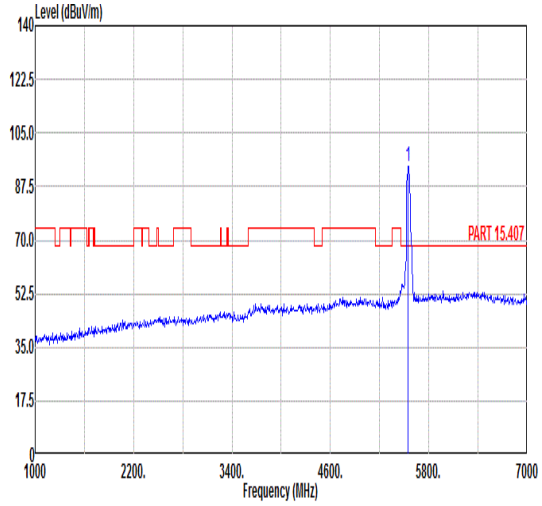 Freq Level Limit Line Margin Read Level Ant Factor Cable Loss Preamp Factor APos TPos Remark MHz dBuV/m dBuV/m dB dBuV dB/m dB dB cm deg 1 5550.00 93.92 ------ ------ 82.01 35.58 9.74 33.41 400 301 PEAK
Avg	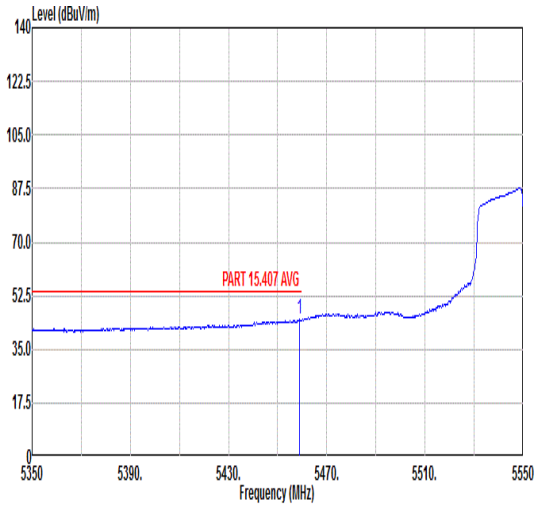 Freq Level Limit Line Margin Read Level Ant Factor Cable Loss Preamp Factor APos TPos Remark MHz dBuV/m dBuV/m dB dBuV dB/m dB dB cm deg 1 5459.00 45.04 54.00 -8.96 33.28 35.48 9.69 33.41 400 301 AVERAGE	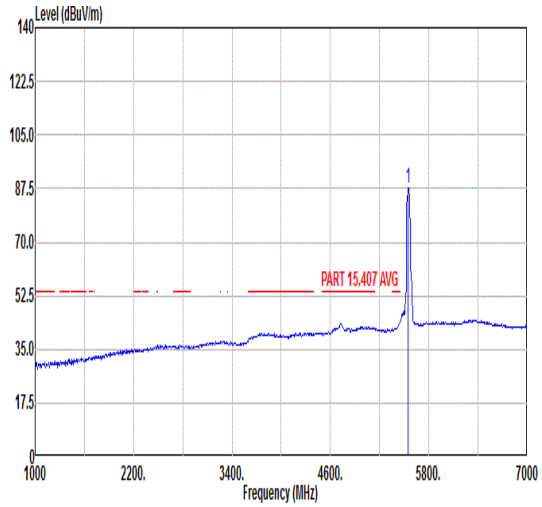 Freq Level Limit Line Margin Read Level Ant Factor Cable Loss Preamp Factor APos TPos Remark MHz dBuV/m dBuV/m dB dBuV dB/m dB dB cm deg 1 5550.00 87.95 ------ ------ 76.04 35.58 9.74 33.41 400 301 AVERAGE

Mode	51	
	Band Edge - R	
	U-NII-2C_5.47-5.725_802.11n HT40_CH110_Full_5550MHz	
ANT	22	
Pol.	Vertical	Fundamental
Peak	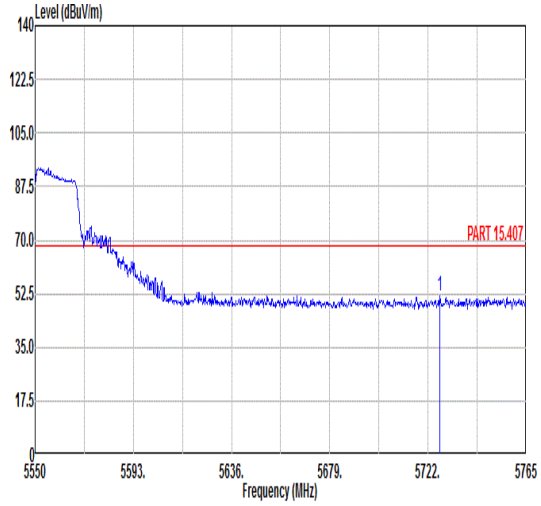 Freq Level Limit Line Margin Read Level Ant Factor Cable Loss Preamp Factor APos TPos Remark MHz dBuV/m dBuV/m dB dBuV dB/m dB dB cm deg 1 5727.16 51.67 68.30 -16.63 39.28 35.82 10.02 33.45 400 301 PEAK	Blank

Mode	52
	Band Edge - L
	U-NII-2C_5.47-5.725_802.11n HT40_CH126_Full_5630MHz
ANT	22

Pol.	Horizontal	Fundamental
Peak	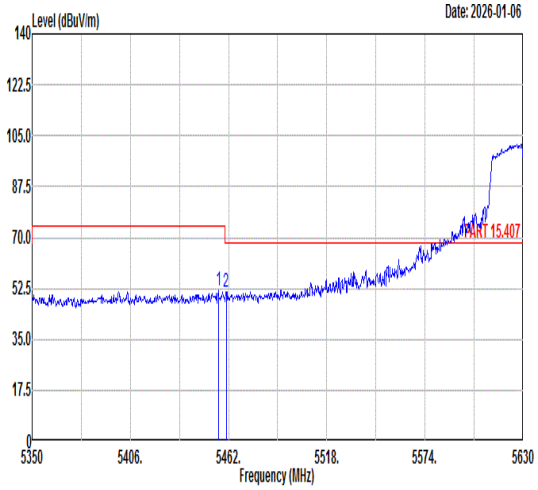 Freq Level Limit Line Margin (dB) Read Level Ant Factor Cable Loss Preamp Factor APos TPos Remark MHz dBuV/m dBuV/m dBuV dB/m dB dB cm deg 1 5456.12 51.52 74.00 -22.48 39.77 35.47 9.69 33.41 100 64 PEAK 2 5460.60 51.14 68.30 -17.16 39.38 35.48 9.69 33.41 100 64 PEAK	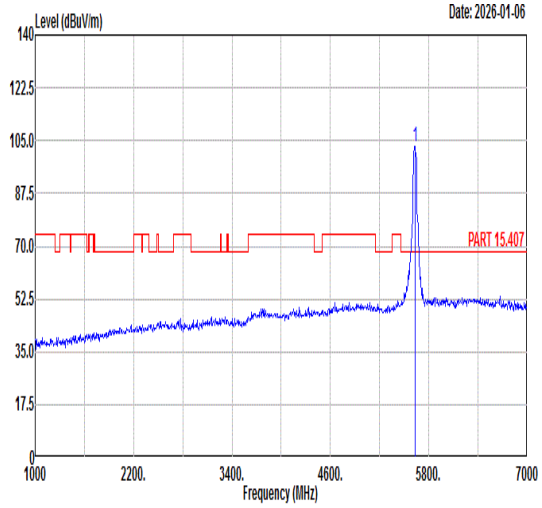 Freq Level Limit Line Margin (dB) Read Level Ant Factor Cable Loss Preamp Factor APos TPos Remark MHz dBuV/m dBuV/m dBuV dB/m dB dB cm deg 1 5630.00 103.24 ------ ------ 91.17 35.68 9.82 33.43 100 64 PEAK
Avg	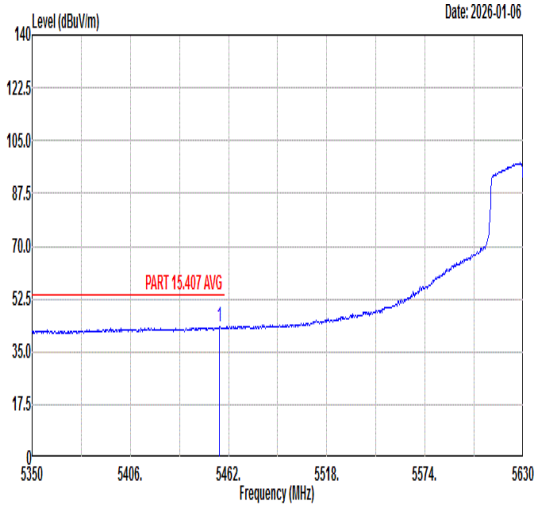 Freq Level Limit Line Margin (dB) Read Level Ant Factor Cable Loss Preamp Factor APos TPos Remark MHz dBuV/m dBuV/m dBuV dB/m dB dB cm deg 1 5456.68 43.26 54.00 -10.74 31.51 35.47 9.69 33.41 100 64 AVERAGE	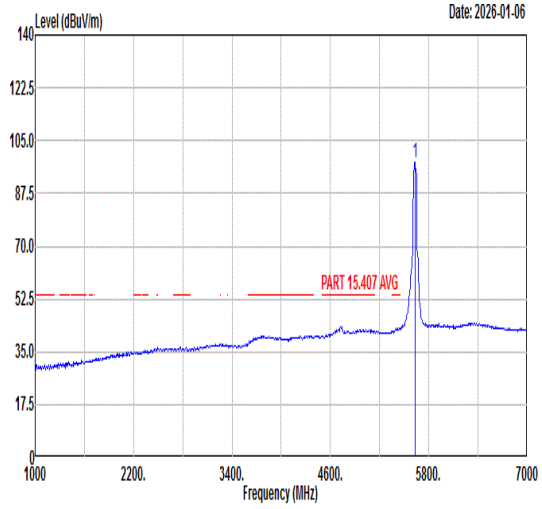 Freq Level Limit Line Margin (dB) Read Level Ant Factor Cable Loss Preamp Factor APos TPos Remark MHz dBuV/m dBuV/m dBuV dB/m dB dB cm deg 1 5630.00 97.64 ------ ------ 85.57 35.68 9.82 33.43 100 64 AVERAGE

Mode	52	
	Band Edge - R	
	U-NII-2C_5.47-5.725_802.11n HT40_CH126_Full_5630MHz	
ANT	22	
Pol.	Horizontal	Fundamental
Peak	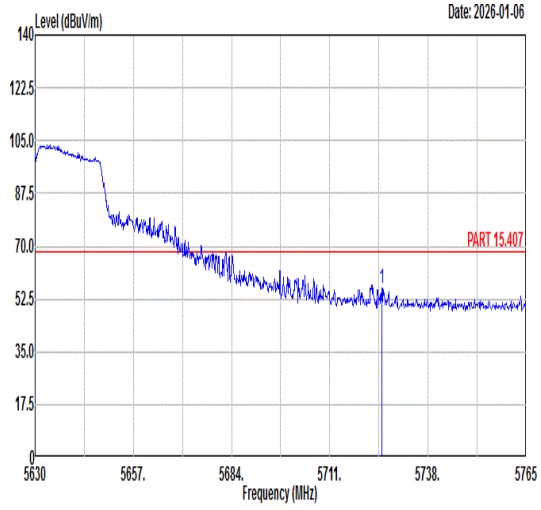	Blank

	Freq	Level	Limit Line	Margin (dB)	Read Level	Ant Factor	Cable Loss	Preamp Factor	APos	TPos	Remark
	MHz	dBuV/m	dBuV/m		dBuV	dB/m	dB	dB	cm	deg	
1	5725.31	56.03	68.30	-12.27	43.64	35.82	10.02	33.45	100	64	PEAK

Mode	52
	Band Edge - L
	U-NII-2C_5.47-5.725_802.11n HT40_CH126_Full_5630MHz
ANT	22

Pol.	Vertical	Fundamental
Peak	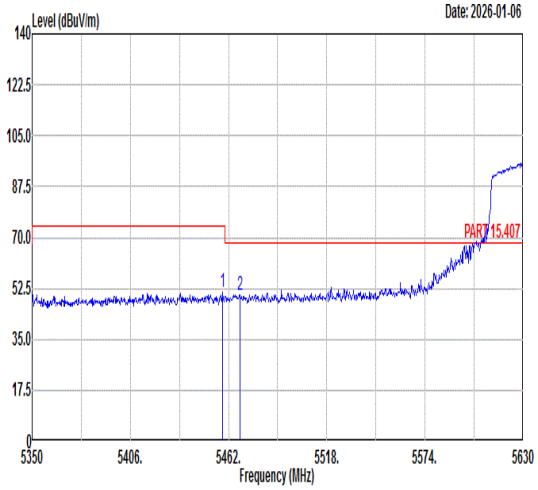 Freq Level Limit Line Margin (dB) Read Level Ant Factor Cable Loss Preamp Factor APos TPos Remark MHz dBuV/m dBuV/m dBuV dB/m dB dB cm deg 1 5458.64 51.23 74.00 -22.77 39.47 35.48 9.69 33.41 381 186 PEAK 2 5468.44 50.45 68.30 -17.85 38.69 35.48 9.69 33.41 381 186 PEAK	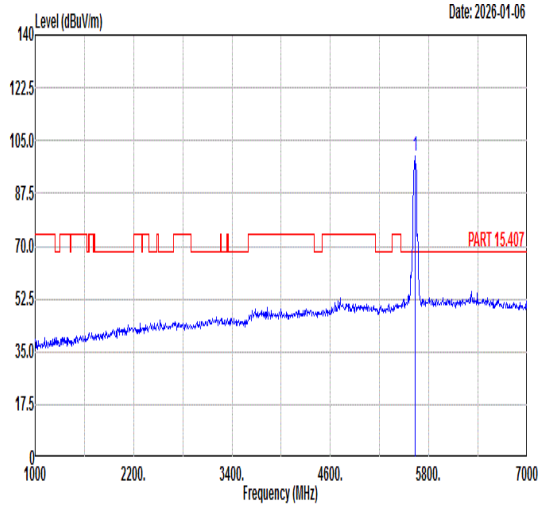 Freq Level Limit Line Margin (dB) Read Level Ant Factor Cable Loss Preamp Factor APos TPos Remark MHz dBuV/m dBuV/m dBuV dB/m dB dB cm deg 1 5630.00 99.77 ------ ------ 87.70 35.68 9.82 33.43 381 186 PEAK
Avg	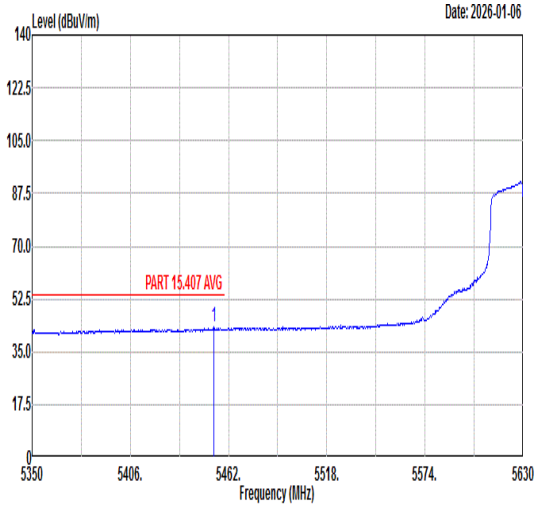 Freq Level Limit Line Margin (dB) Read Level Ant Factor Cable Loss Preamp Factor APos TPos Remark MHz dBuV/m dBuV/m dBuV dB/m dB dB cm deg 1 5453.60 43.07 54.00 -10.93 31.33 35.47 9.68 33.41 381 186 AVERAGE	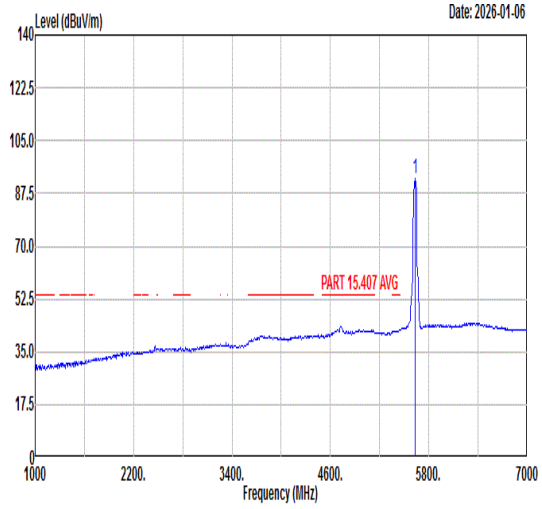 Freq Level Limit Line Margin (dB) Read Level Ant Factor Cable Loss Preamp Factor APos TPos Remark MHz dBuV/m dBuV/m dBuV dB/m dB dB cm deg 1 5630.00 92.56 ------ ------ 80.49 35.68 9.82 33.43 381 186 AVERAGE

Mode	52	
	Band Edge - R	
	U-NII-2C_5.47-5.725_802.11n HT40_CH126_Full_5630MHz	
ANT	22	
Pol.	Vertical	Fundamental
Peak	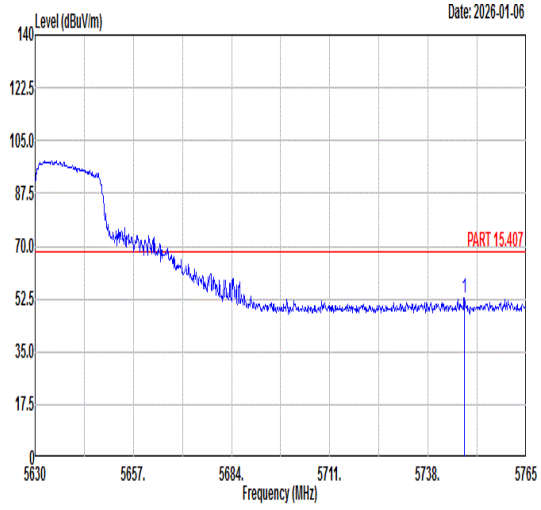 Freq Level Limit Line Margin (dB) Read Level Ant Factor Cable Loss Preamp Factor APos TPos Remark MHz dBuV/m dBuV/m dBuV dB/m dB dB cm deg 1 5747.99 52.65 68.30 -15.65 40.18 35.85 10.07 33.45 381 186 PEAK	Blank

Appendix D. Duty Cycle Plots

Band	Duty Cycle(%)	T(ms)	1/T(kHz)	VBW Setting
802.11a	97.20	1.390	0.719	1KHz
802.11n HT20	97.01	1.300	0.769	1KHz
802.11n HT40	95.59	0.650	1.538	3KHz
802.11ac VHT80	86.11	0.310	3.226	10KHZ

802.11a

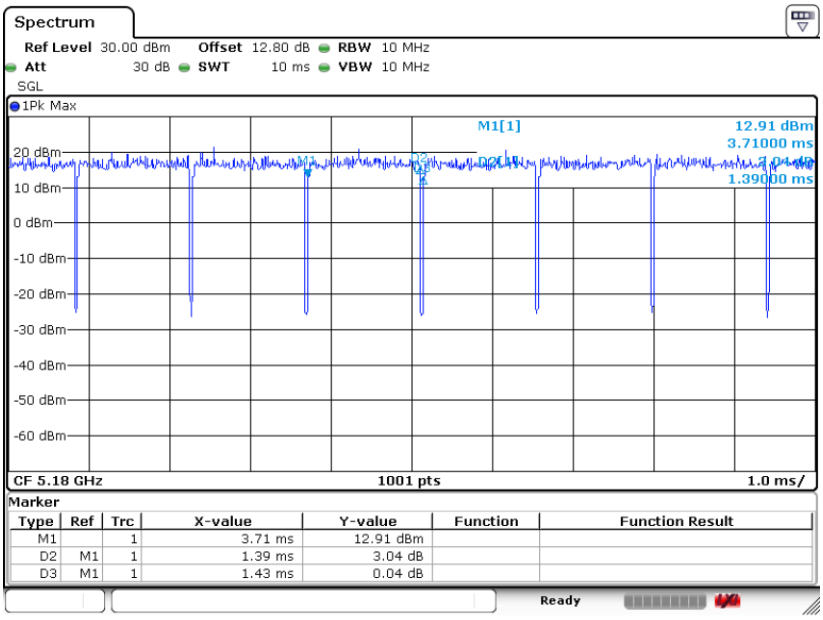

802.11n HT20

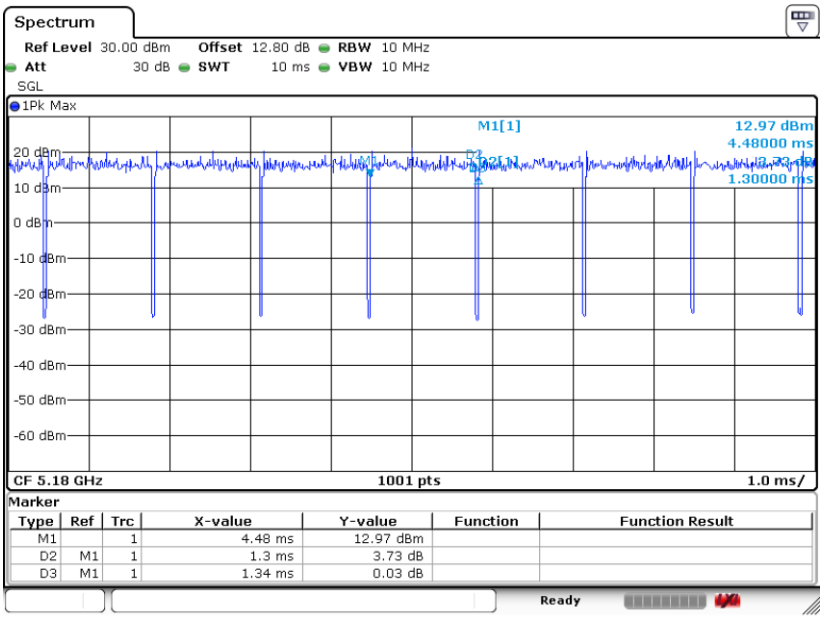

802.11n HT40

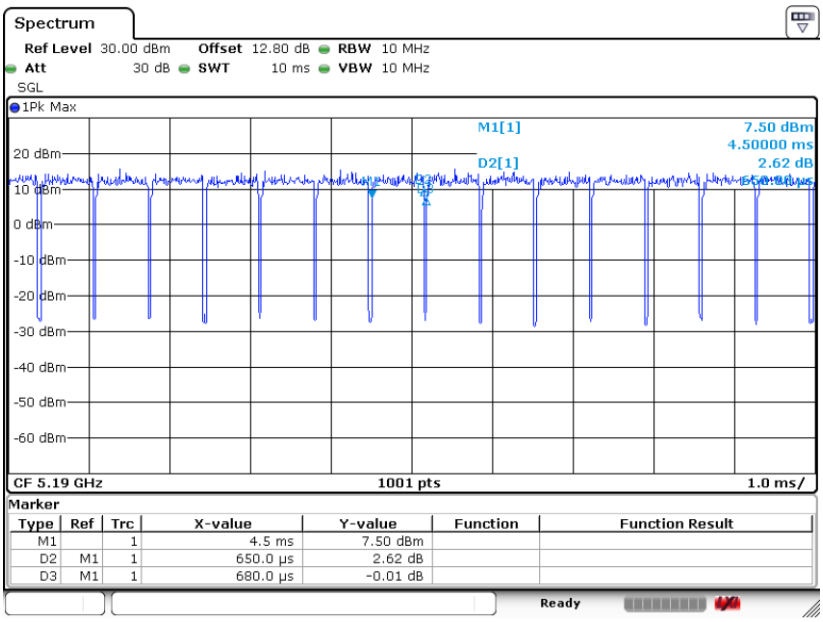
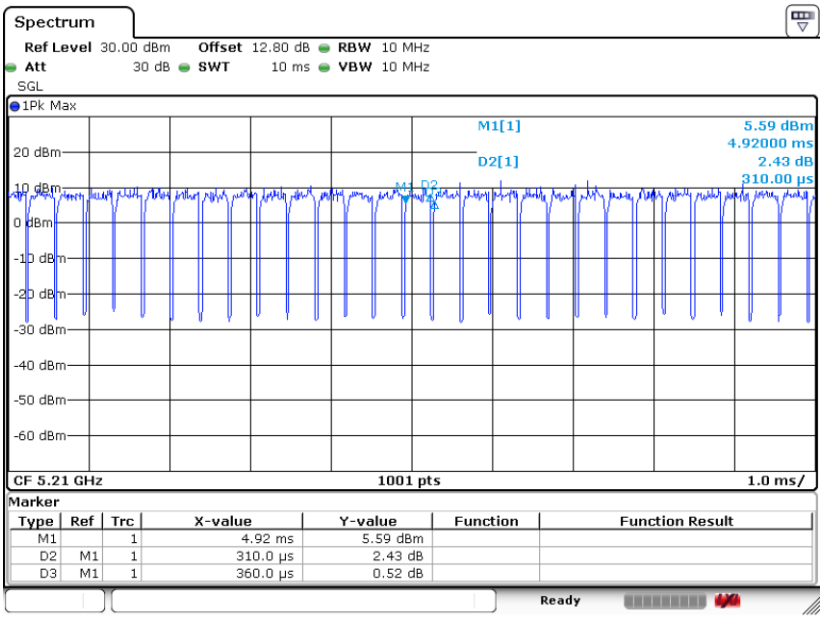
802.11ac VHT80