Appendix Test Data

Report No.:	182513C400004101	Test Sample No.:	1-2-2
Start Test Date:	2024.5.22	Finish Test Date:	2024.5.30
Test Engineer:	Joker Huang	Auditor:	Justin Feng
Temperature:	24.3℃	Relative Humidity:	49%
Pressure:	101kPa		

Appendix A: 6dB Bandwidth

Test Result

TestMode	Antenna	Frequency[MHz]	6dB BW [MHz]	FL[MHz]	FH[MHz]	Limit[MHz]	Verdict
11B	Ant1	2412	9.560	2406.960	2416.520	0.5	PASS
11B	Ant1	2437	9.080	2432.440	2441.520	0.5	PASS
11B	Ant1	2462	9.560	2456.960	2466.520	0.5	PASS
11G	Ant1	2412	16.360	2403.840	2420.200	0.5	PASS
11G	Ant1	2437	15.760	2429.160	2444.920	0.5	PASS
11G	Ant1	2462	16.160	2453.960	2470.120	0.5	PASS
11N20SISO	Ant1	2412	16.640	2403.840	2420.480	0.5	PASS
11N20SISO	Ant1	2437	15.840	2429.240	2445.080	0.5	PASS
11N20SISO	Ant1	2462	16.680	2453.840	2470.520	0.5	PASS
11N40SISO	Ant1	2422	35.200	2404.480	2439.680	0.5	PASS
11N40SISO	Ant1	2437	35.280	2419.560	2454.840	0.5	PASS
11N40SISO	Ant1	2452	35.040	2434.560	2469.600	0.5	PASS

Test Graphs

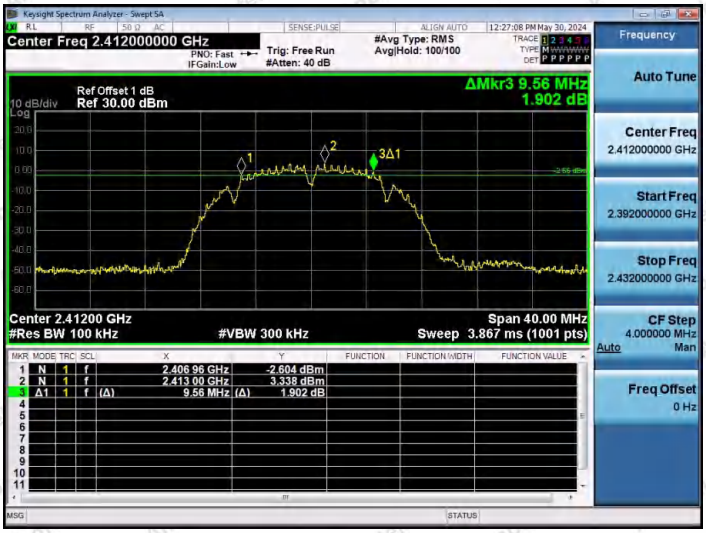

11B-Ant1-2412-PASS

11B-Ant1-2437-PASS

11B-Ant1-2462-PASS

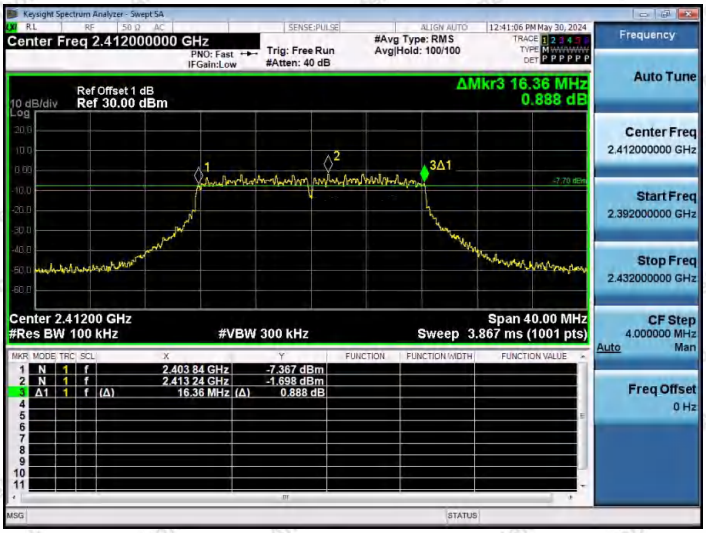

11G-Ant1-2412-PASS

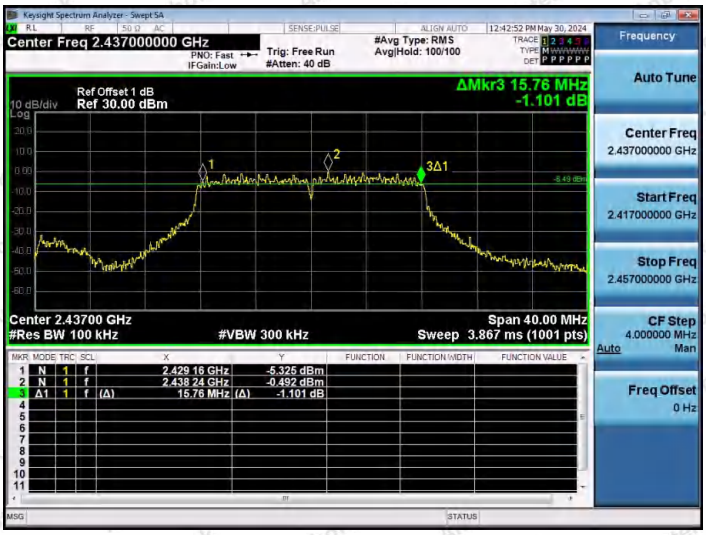

11G-Ant1-2437-PASS

11G-Ant1-2462-PASS

11N20SISO-Ant1-2412-PASS

11N20SISO-Ant1-2437-PASS

11N20SISO-Ant1-2462-PASS

11N40SISO-Ant1-2422-PASS

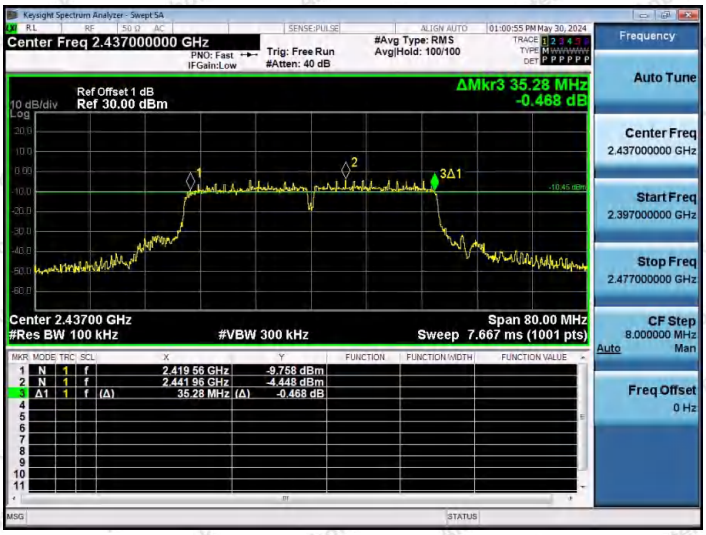

11N40SISO-Ant1-2437-PASS

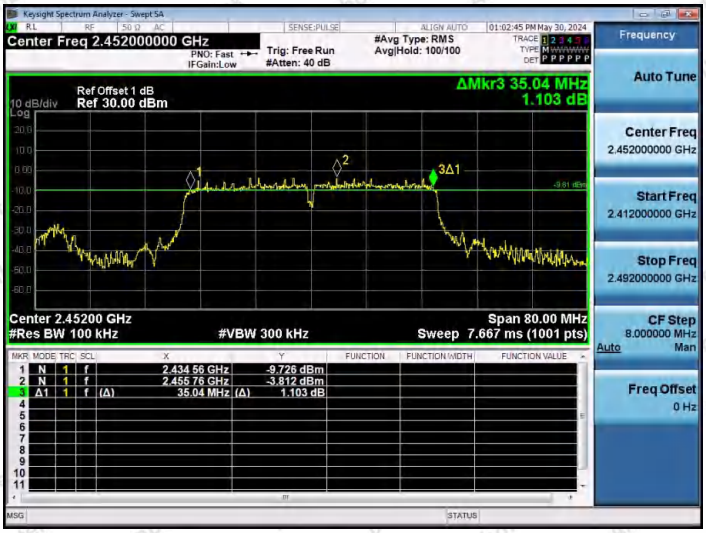

11N40SISO-Ant1-2452-PASS

Appendix B: 99% Occupied Bandwidth

Test Result

TestMode	Antenna	Channel Frequency[MHz]	OCB [MHz]	FL[MHz]	FH[MHz]	Limit[MHz]	Verdict
11B	Ant1	2412	12.985	2405.5709	2418.5559	---	---
11B	Ant1	2437	12.952	2430.5602	2443.5122	---	---
11B	Ant1	2462	12.958	2455.5641	2468.5221	---	---
11G	Ant1	2412	16.654	2403.7427	2420.3967	---	---
11G	Ant1	2437	16.596	2428.7412	2445.3372	---	---
11G	Ant1	2462	16.578	2453.7710	2470.3490	---	---
11N20SISO	Ant1	2412	17.750	2403.1835	2420.9335	---	---
11N20SISO	Ant1	2437	17.716	2428.1923	2445.9083	---	---
11N20SISO	Ant1	2462	17.755	2453.1482	2470.9032	---	---
11N40SISO	Ant1	2422	36.101	2404.0949	2440.1959	---	---
11N40SISO	Ant1	2437	36.104	2419.1092	2455.2132	---	---
11N40SISO	Ant1	2452	36.121	2434.0556	2470.1766	---	---

Test Graphs

11B-Ant1-2412

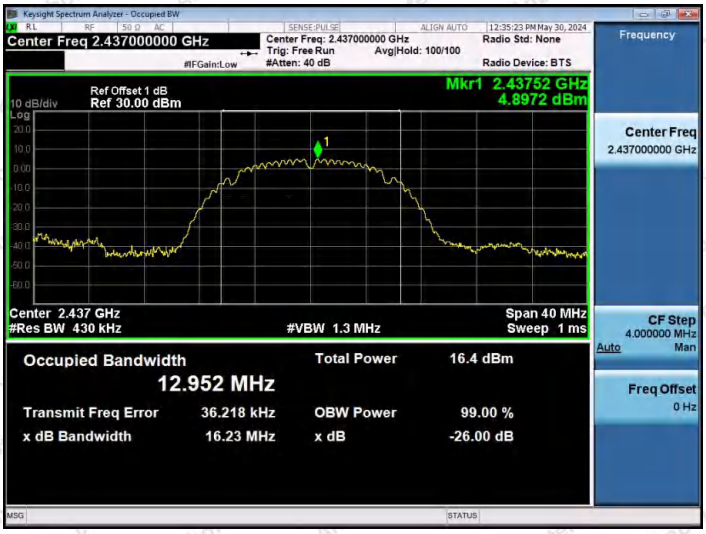

11B-Ant1-2437

11B-Ant1-2462

11G-Ant1-2412

11G-Ant1-2437

11G-Ant1-2462

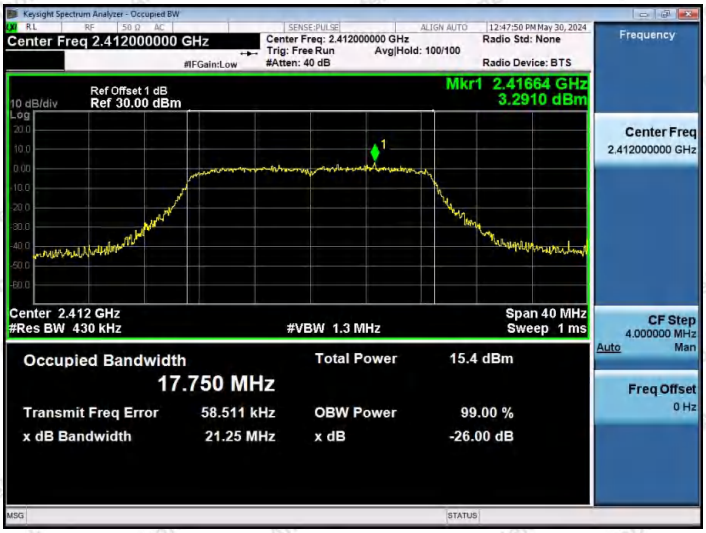

11N20SISO-Ant1-2412

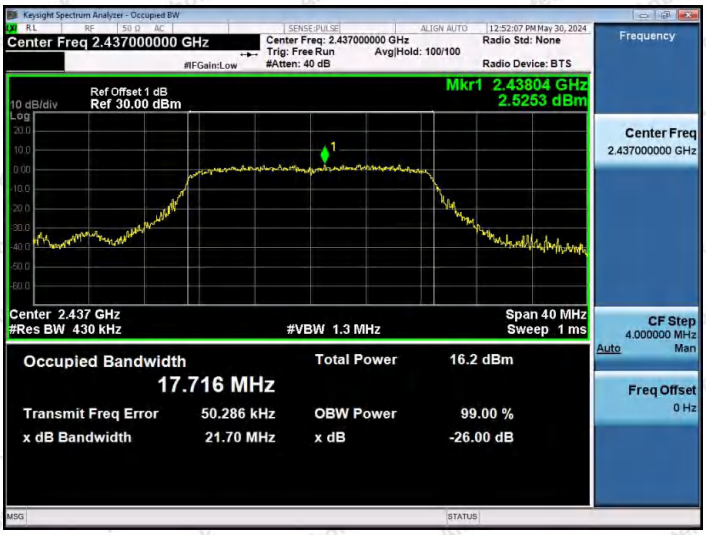

11N20SISO-Ant1-2437

11N20SISO-Ant1-2462

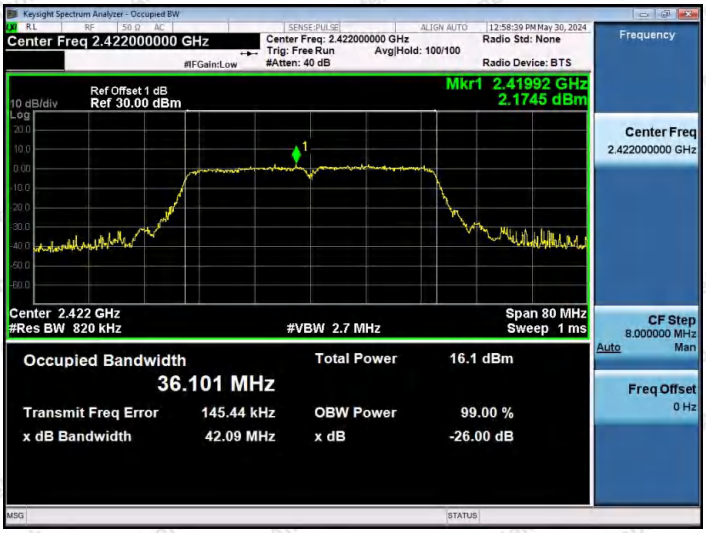

11N40SISO-Ant1-2422

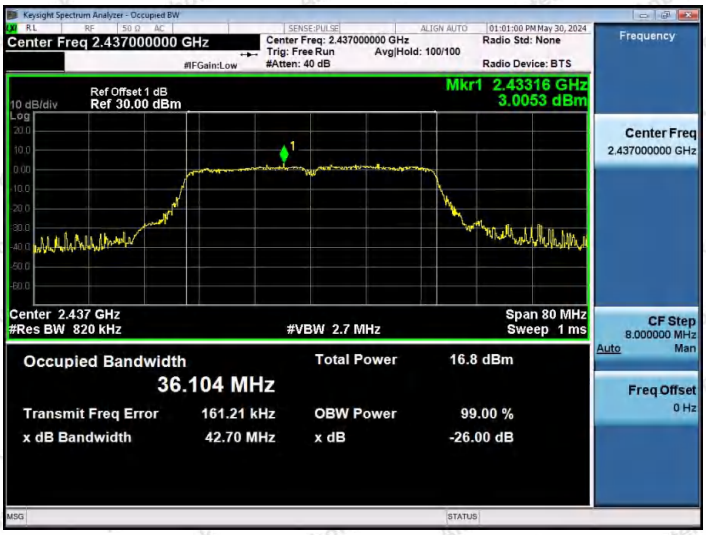

11N40SISO-Ant1-2437

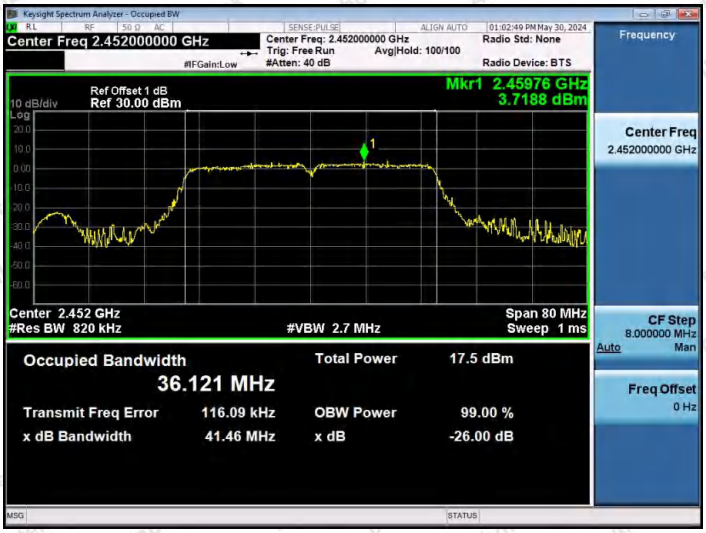

11N40SISO-Ant1-2452

Appendix C: Maximum conducted output power

Test Result Average

Test Mode	Antenna	Frequency[MHz]	Average power [dBm]	Duty Cycle [%]	DC Factor [dBm]	Result [dBm]	Limit [dBm]	Verdict
11B	Ant1	2412	13.68	97.22	0.12	13.80	≤30.00	PASS
11B	Ant1	2437	14.80	97.22	0.12	14.92	≤30.00	PASS
11B	Ant1	2462	15.96	97.22	0.12	16.08	≤30.00	PASS
11G	Ant1	2412	14.05	52.94	2.76	16.81	≤30.00	PASS
11G	Ant1	2437	15.10	66.67	1.76	16.86	≤30.00	PASS
11G	Ant1	2462	15.89	42.50	3.72	19.61	≤30.00	PASS
11N20SISO	Ant1	2412	13.66	94.89	0.23	13.89	≤30.00	PASS
11N20SISO	Ant1	2437	14.31	94.24	0.26	14.57	≤30.00	PASS
11N20SISO	Ant1	2462	15.81	94.20	0.26	16.07	≤30.00	PASS
11N40SISO	Ant1	2422	13.65	87.84	0.56	14.21	≤30.00	PASS
11N40SISO	Ant1	2437	14.30	89.04	0.50	14.80	≤30.00	PASS
11N40SISO	Ant1	2452	15.00	89.04	0.50	15.50	≤30.00	PASS

Note：The Duty Cycle Factor(10*log(1/D)) and cable loss are compensated in the graph.

Test Graphs Average

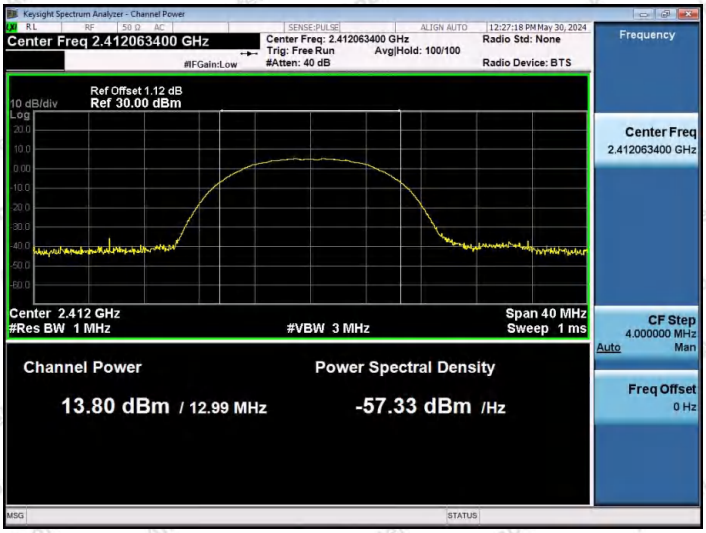

11B-Ant1-2412-PASS

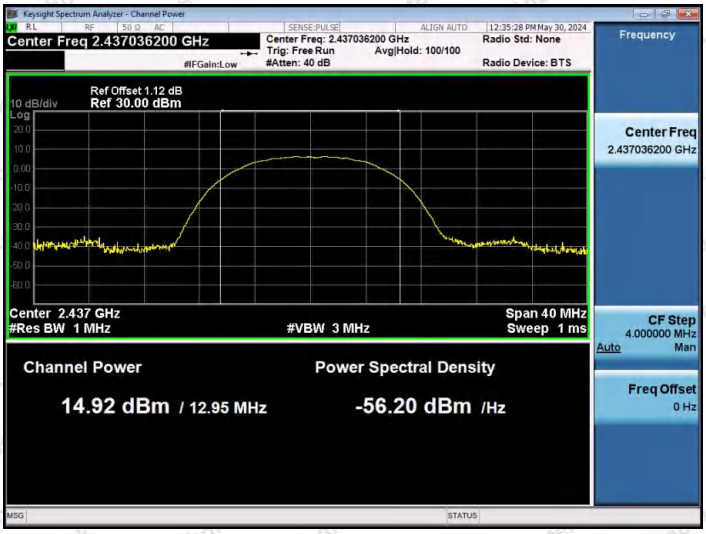

11B-Ant1-2437-PASS

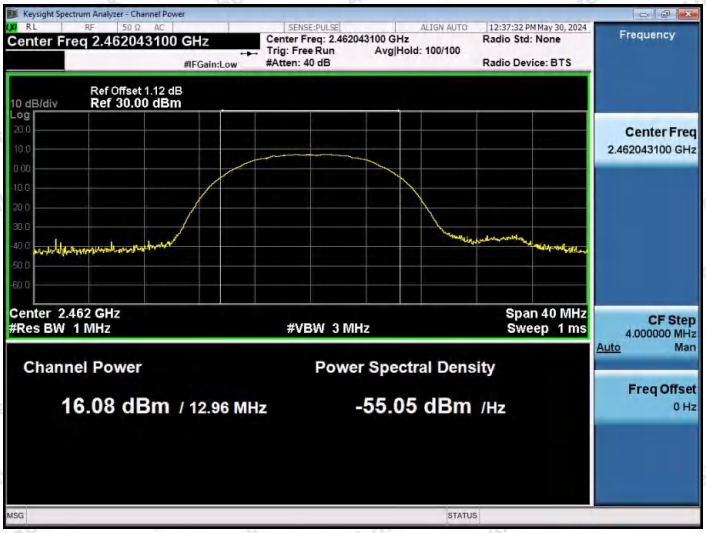

11B-Ant1-2462-PASS

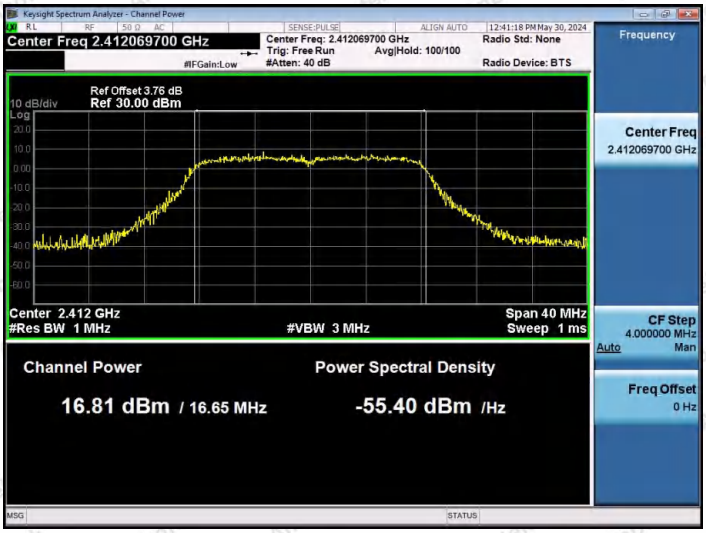

11G-Ant1-2412-PASS

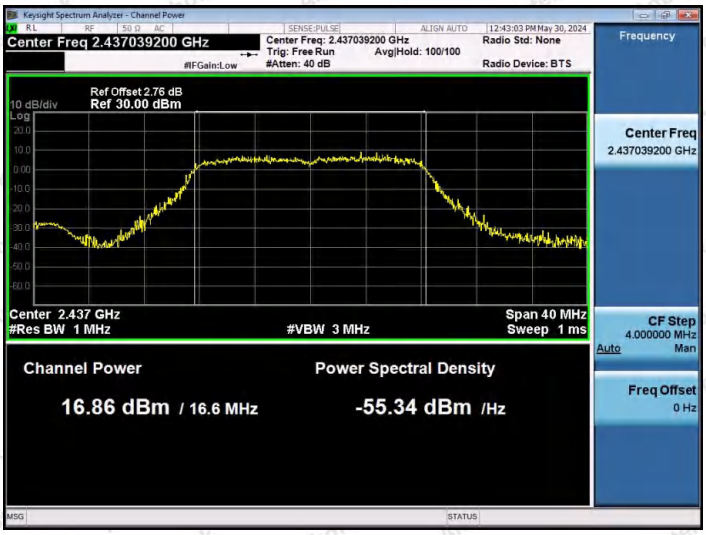

11G-Ant1-2437-PASS

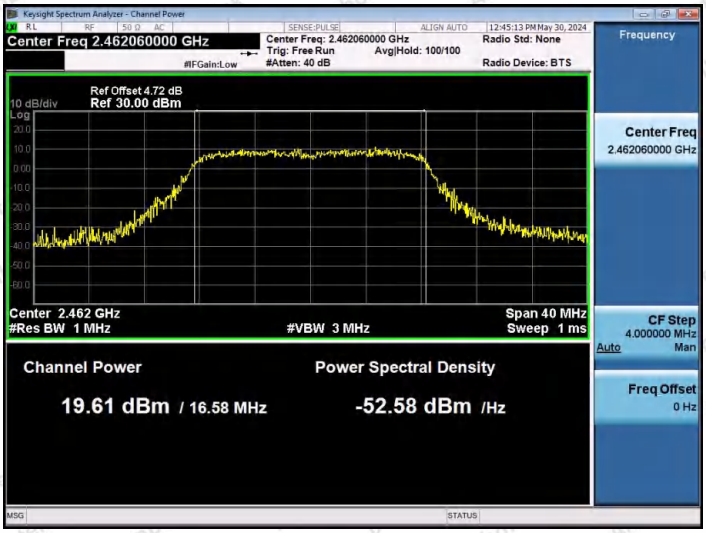

11G-Ant1-2462-PASS

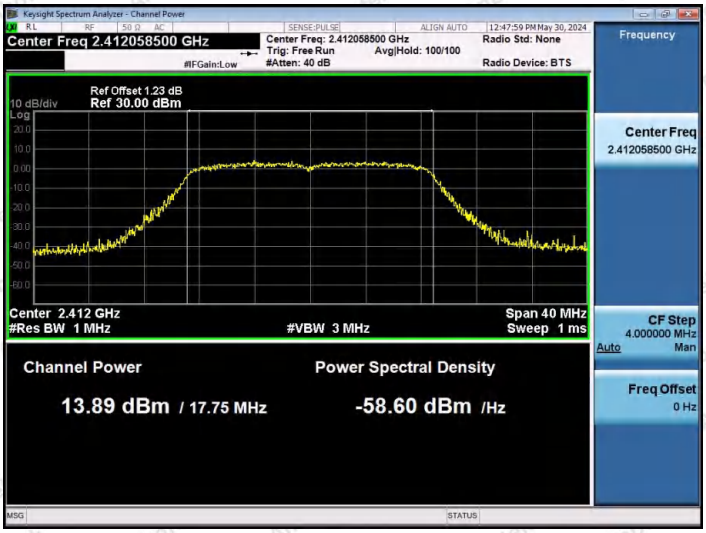

11N20SISO-Ant1-2412-PASS

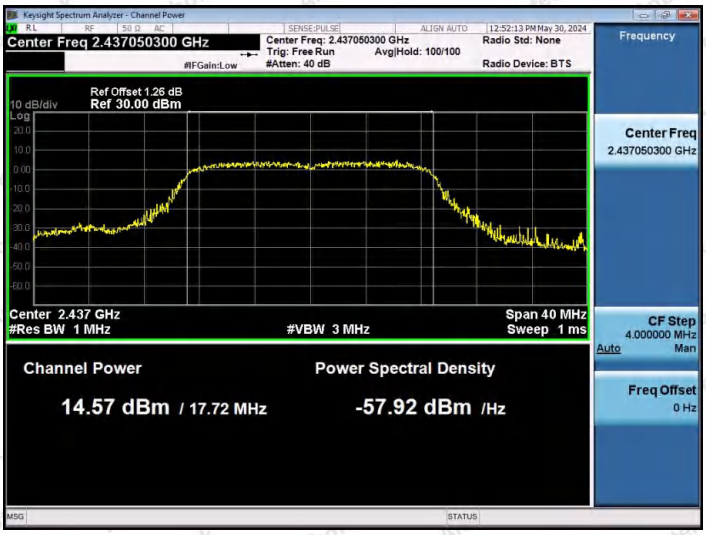

11N20SISO-Ant1-2437-PASS

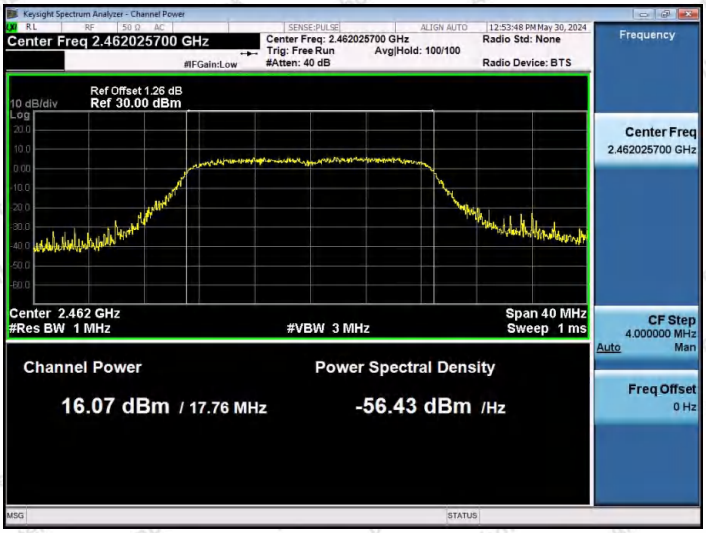

11N20SISO-Ant1-2462-PASS

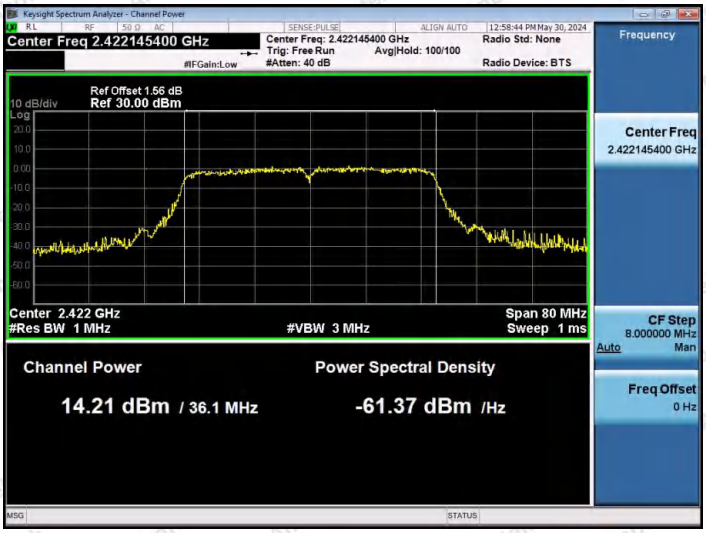

11N40SISO-Ant1-2422-PASS

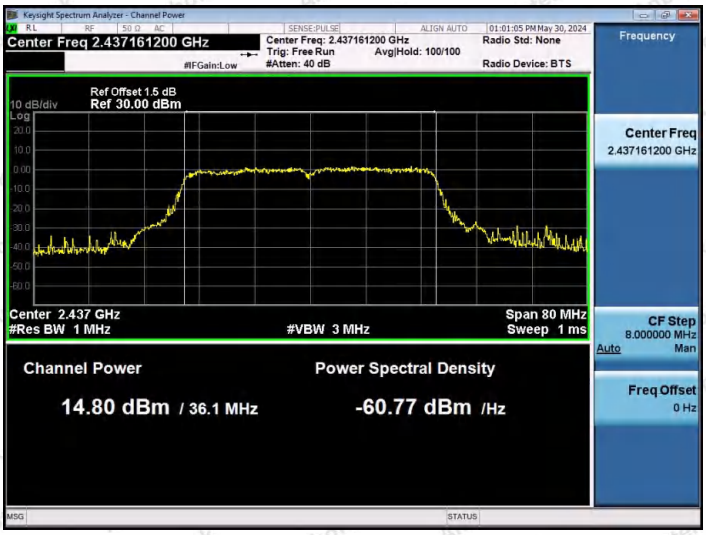

11N40SISO-Ant1-2437-PASS

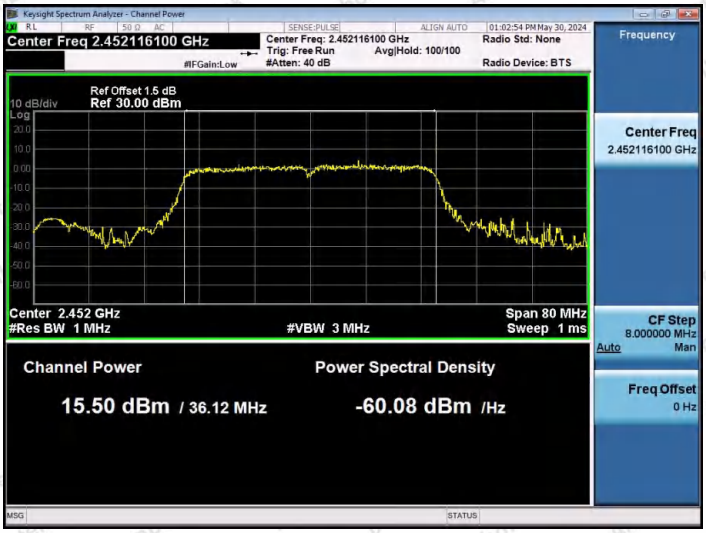

11N40SISO-Ant1-2452-PASS

Appendix D: Maximum power spectral density

Test Result

TestMode	Antenna	Frequency [MHz]	Result[dBm/30kHz]	Result[dBm/3kHz]	Limit[dBm/3kHz]	Verdict
11B	Ant1	2412	-10.23	-20.23	≤8.00	PASS
11B	Ant1	2437	-8.72	-18.72	≤8.00	PASS
11B	Ant1	2462	-7.01	-17.01	≤8.00	PASS
11G	Ant1	2412	-11.87	-21.87	≤8.00	PASS
11G	Ant1	2437	-11.55	-21.55	≤8.00	PASS
11G	Ant1	2462	-11.28	-21.28	≤8.00	PASS
11N20SISO	Ant1	2412	-14.64	-24.64	≤8.00	PASS
11N20SISO	Ant1	2437	-15.69	-25.69	≤8.00	PASS
11N20SISO	Ant1	2462	-13.22	-23.22	≤8.00	PASS
11N40SISO	Ant1	2422	-18.14	-28.14	≤8.00	PASS
11N40SISO	Ant1	2437	-16.92	-26.92	≤8.00	PASS
11N40SISO	Ant1	2452	-16.69	-26.69	≤8.00	PASS

Note：

1. The Duty Cycle Factor(10*log(1/D)) and cable loss are compensated in the graph.
2. PSD(dBm/3kHz)= PSD(dBm/30kHz)- (10*log(30/3))

Test Graphs

11B-Ant1-2412-PASS

11B-Ant1-2437-PASS

11B-Ant1-2462-PASS

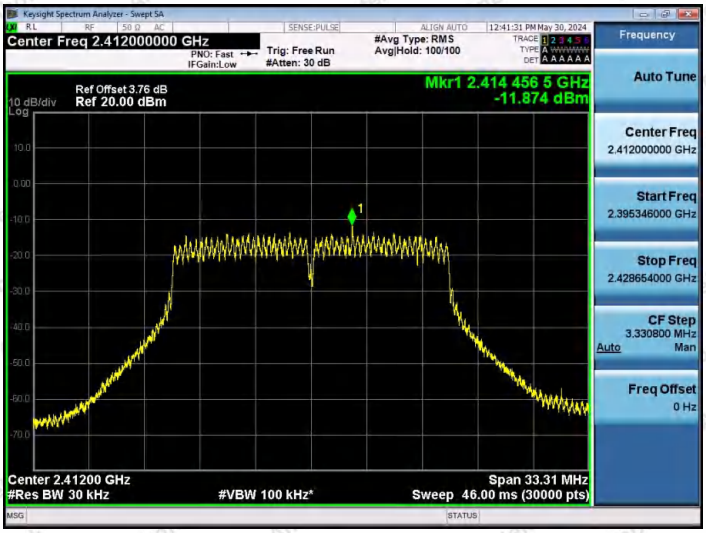

11G-Ant1-2412-PASS

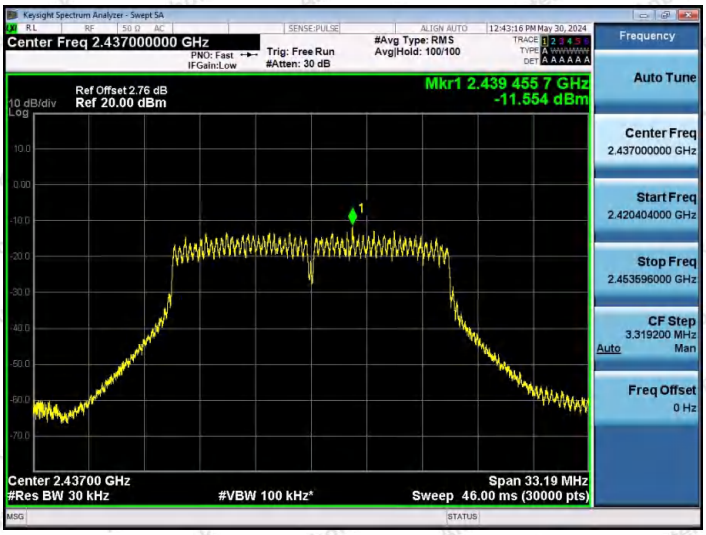

11G-Ant1-2437-PASS

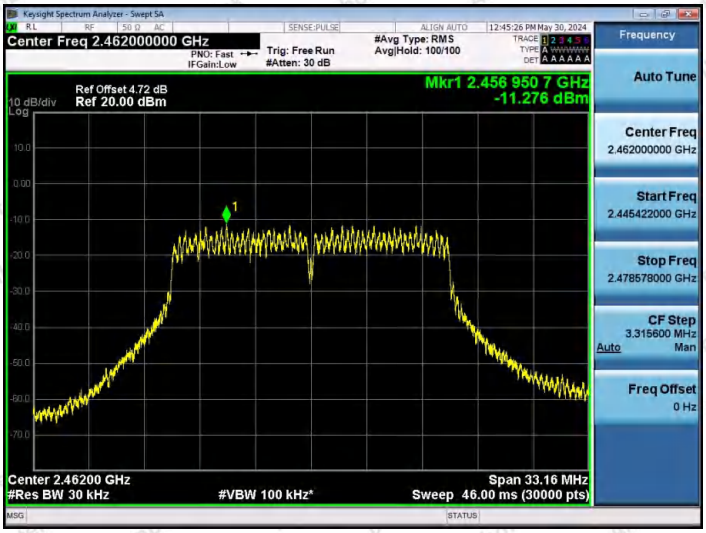

11G-Ant1-2462-PASS

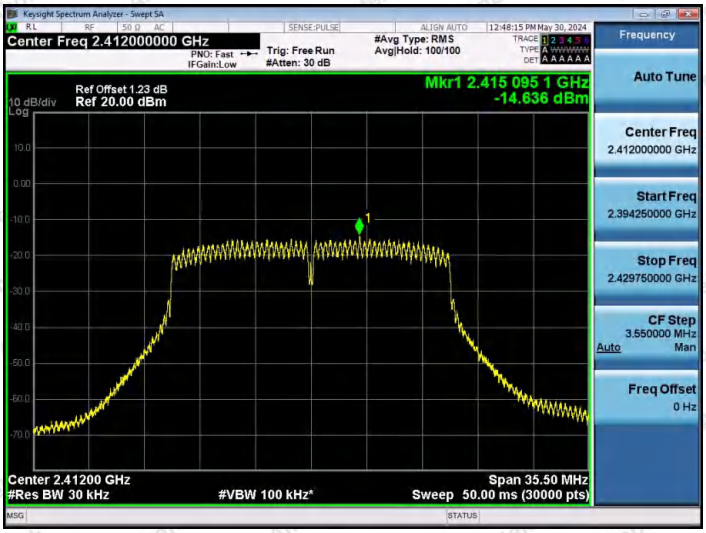

11N20SISO-Ant1-2412-PASS

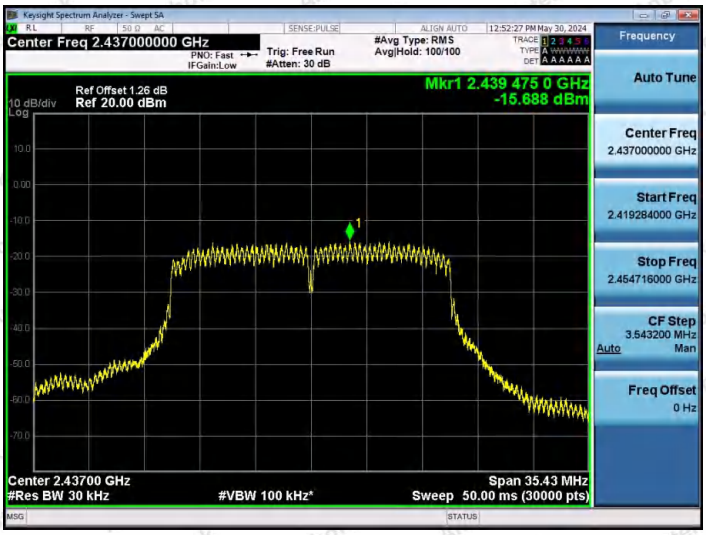

11N20SISO-Ant1-2437-PASS

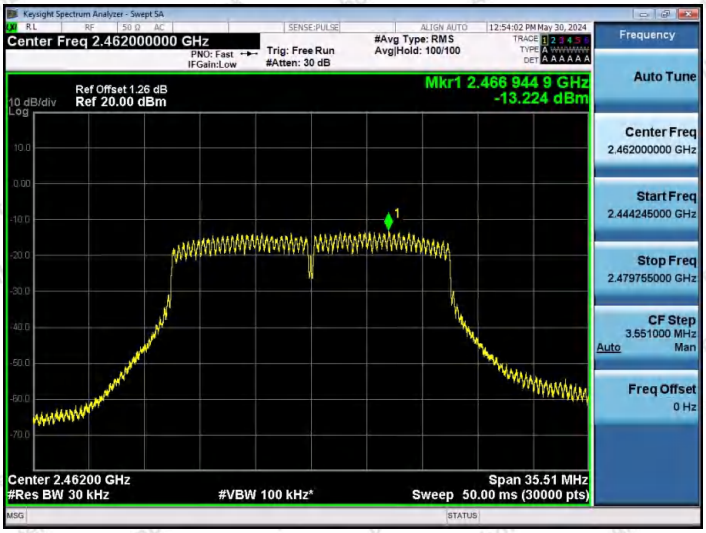

11N20SISO-Ant1-2462-PASS

11N40SISO-Ant1-2422-PASS

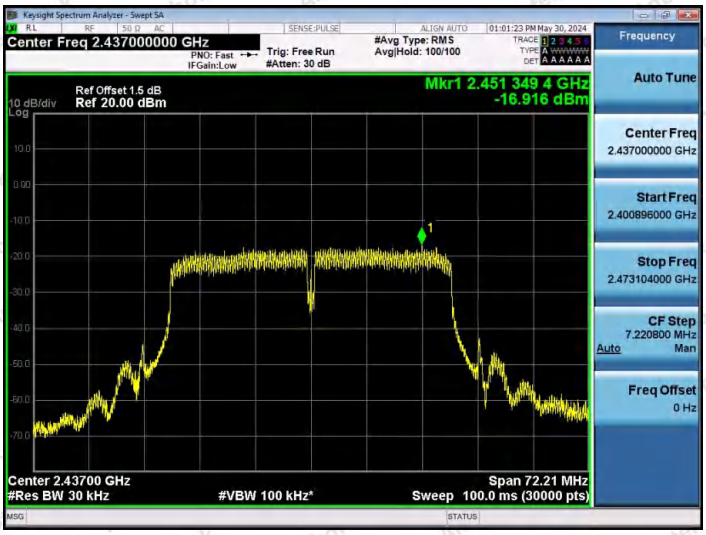

11N40SISO-Ant1-2437-PASS

11N40SISO-Ant1-2452-PASS

Appendix E: Conducted Band edge

Test Result

TestMode	Antenna	ChName	Frequency[MHz]	RefLevel[dBm]	Result[dBm]	Limit[dBm]	Verdict
11B	Ant1	Low	2412	3.16	-52.05	≤-26.84	PASS
11B	Ant1	High	2462	5.77	-52.34	≤-24.23	PASS
11G	Ant1	Low	2412	-1.69	-41.25	≤-31.69	PASS
11G	Ant1	High	2462	0.67	-48.67	≤-29.34	PASS
11N20SISO	Ant1	Low	2412	-2.19	-38.38	≤-32.19	PASS
11N20SISO	Ant1	High	2462	-0.37	-48.43	≤-30.37	PASS
11N40SISO	Ant1	Low	2422	-5.22	-38.18	≤-35.22	PASS
11N40SISO	Ant1	High	2452	-3.65	-38.78	≤-33.65	PASS

Test Graphs

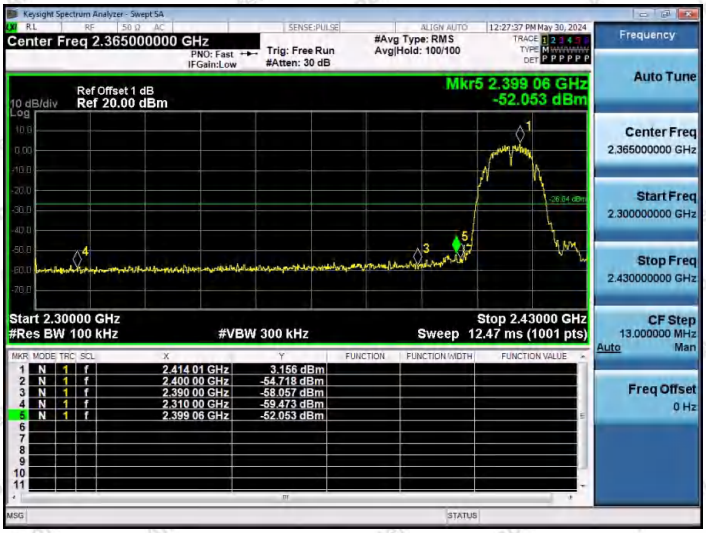

11B-Ant1-2412-PASS

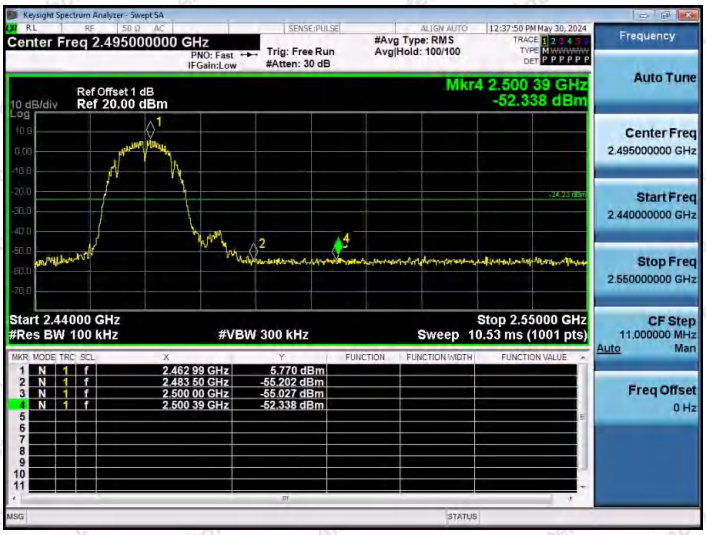

11B-Ant1-2462-PASS

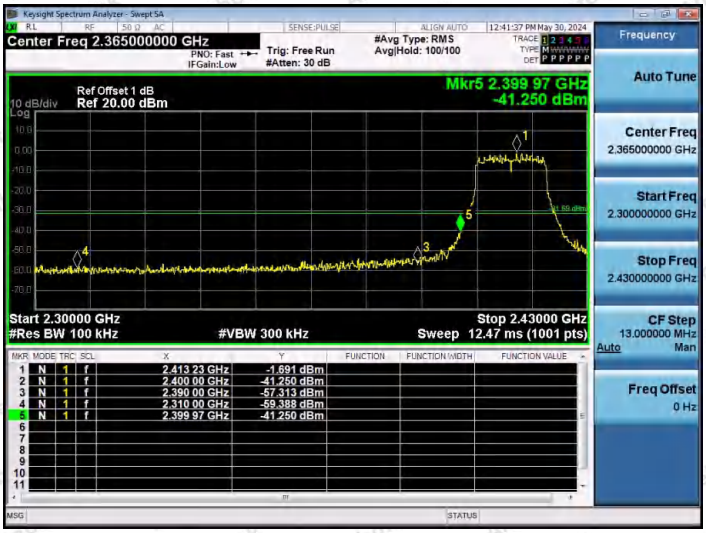

11G-Ant1-2412-PASS

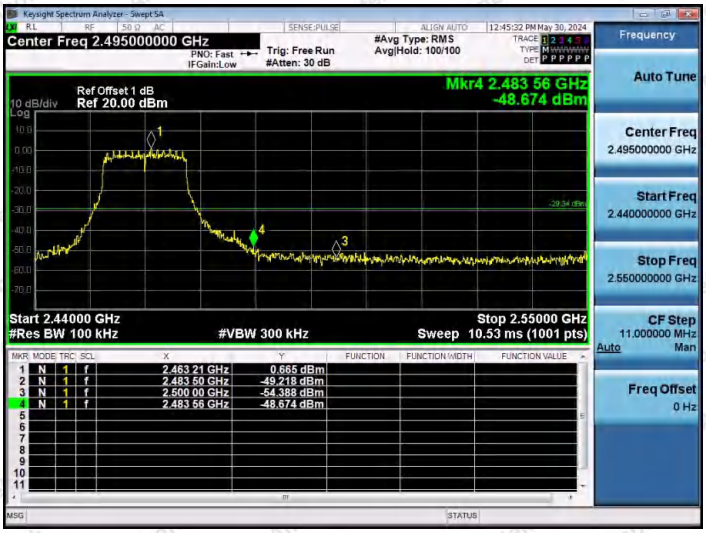

11G-Ant1-2462-PASS

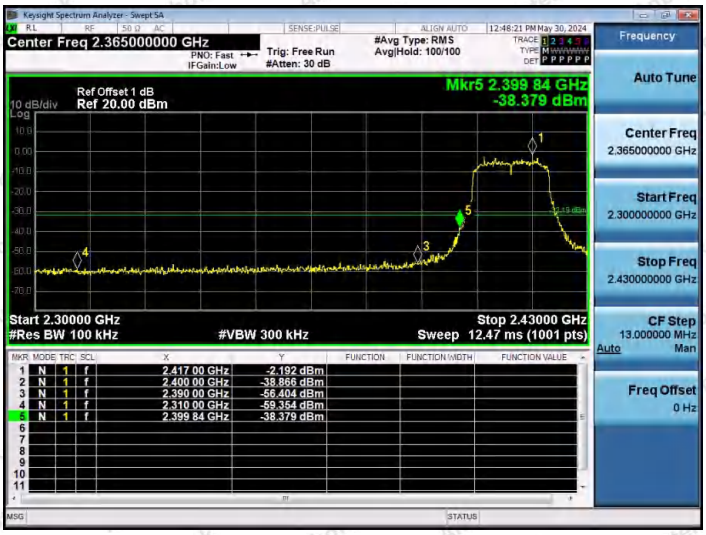

11N20SISO-Ant1-2412-PASS

11N20SISO-Ant1-2462-PASS

11N40SISO-Ant1-2422-PASS

11N40SISO-Ant1-2452-PASS

Appendix F: Conducted Spurious Emission

Test Result

TestMode	Antenna	Frequency[MHz]	FreqRange [Mhz]	RefLevel [dBm]	Result [dBm]	Limit [dBm]	Verdict
11B	Ant1	2412	0~Reference	1.64	1.64	---	PASS
11B	Ant1	2412	30~1000	1.64	-67.99	≤-28.36	PASS
11B	Ant1	2412	1000~26500	1.64	-31.12	≤-28.36	PASS
11B	Ant1	2437	0~Reference	3.10	3.10	---	PASS
11B	Ant1	2437	30~1000	3.10	-43.39	≤-26.9	PASS
11B	Ant1	2437	1000~26500	3.10	-31.11	≤-26.9	PASS
11B	Ant1	2462	0~Reference	4.19	4.19	---	PASS
11B	Ant1	2462	30~1000	4.19	-68.93	≤-25.81	PASS
11B	Ant1	2462	1000~26500	4.19	-31.53	≤-25.81	PASS
11G	Ant1	2412	0~Reference	-1.93	-1.93	---	PASS
11G	Ant1	2412	30~1000	-1.93	-69.35	≤-31.93	PASS
11G	Ant1	2412	1000~26500	-1.93	-45.81	≤-31.93	PASS
11G	Ant1	2437	0~Reference	-1.47	-1.47	---	PASS
11G	Ant1	2437	30~1000	-1.47	-68.84	≤-31.47	PASS
11G	Ant1	2437	1000~26500	-1.47	-45.76	≤-31.47	PASS
11G	Ant1	2462	0~Reference	0.19	0.19	---	PASS
11G	Ant1	2462	30~1000	0.19	-69.09	≤-29.81	PASS
11G	Ant1	2462	1000~26500	0.19	-46.28	≤-29.81	PASS
11N20SISO	Ant1	2412	0~Reference	-3.43	-3.43	---	PASS
11N20SISO	Ant1	2412	30~1000	-3.43	-69.13	≤-33.43	PASS
11N20SISO	Ant1	2412	1000~26500	-3.43	-46.8	≤-33.43	PASS
11N20SISO	Ant1	2437	0~Reference	-1.11	-1.11	---	PASS
11N20SISO	Ant1	2437	30~1000	-1.11	-68.71	≤-31.11	PASS
11N20SISO	Ant1	2437	1000~26500	-1.11	-45.33	≤-31.11	PASS
11N20SISO	Ant1	2462	0~Reference	-0.35	-0.35	---	PASS
11N20SISO	Ant1	2462	30~1000	-0.35	-69.34	≤-30.35	PASS
11N20SISO	Ant1	2462	1000~26500	-0.35	-45.14	≤-30.35	PASS
11N40SISO	Ant1	2422	0~Reference	-5.26	-5.26	---	PASS
11N40SISO	Ant1	2422	30~1000	-5.26	-68.23	≤-35.26	PASS
11N40SISO	Ant1	2422	1000~26500	-5.26	-47.49	≤-35.26	PASS
11N40SISO	Ant1	2437	0~Reference	-4.79	-4.79	---	PASS
11N40SISO	Ant1	2437	30~1000	-4.79	-68.39	≤-34.79	PASS
11N40SISO	Ant1	2437	1000~26500	-4.79	-48.99	≤-34.79	PASS
11N40SISO	Ant1	2452	0~Reference	-4.61	-4.61	---	PASS
11N40SISO	Ant1	2452	30~1000	-4.61	-69.13	≤-34.61	PASS
11N40SISO	Ant1	2452	1000~26500	-4.61	-47.39	≤-34.61	PASS

Test Graphs

11B-Ant1-2412-0~Reference-PASS

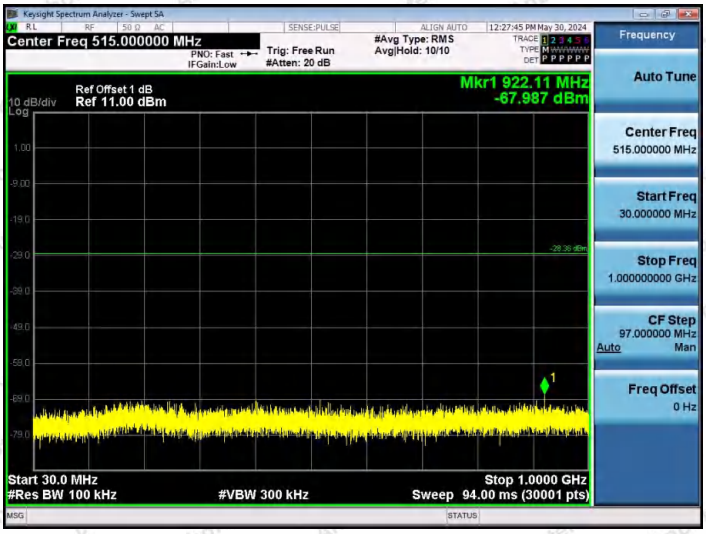

11B-Ant1-2412-30~1000-PASS

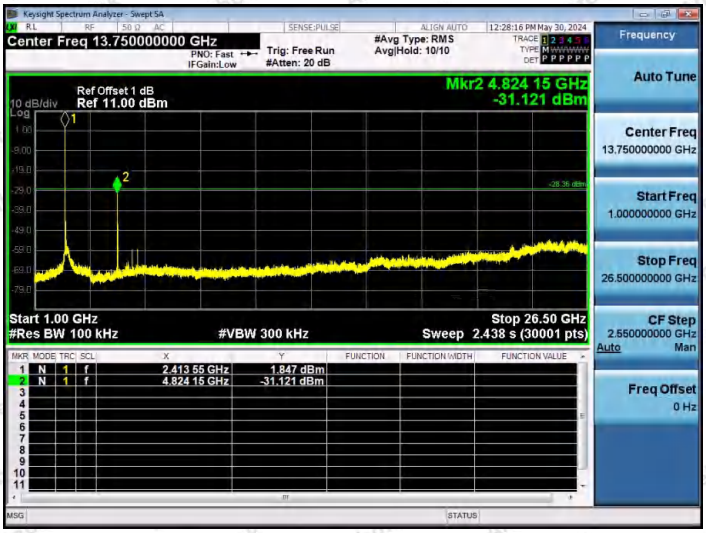

11B-Ant1-2412-1000~26500-PASS

11B-Ant1-2437-0~Reference-PASS

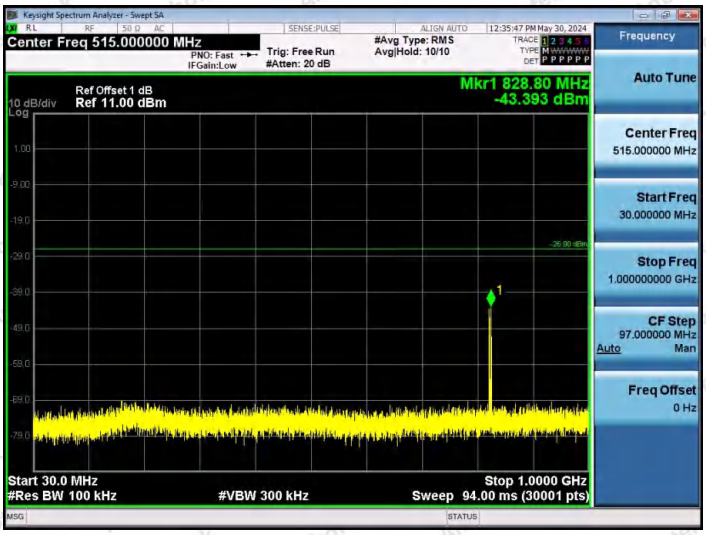

11B-Ant1-2437-30~1000-PASS

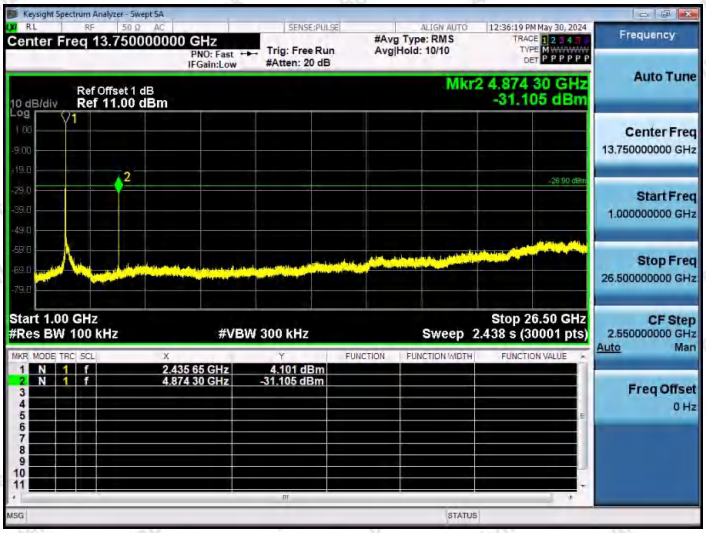

11B-Ant1-2437-1000~26500-PASS

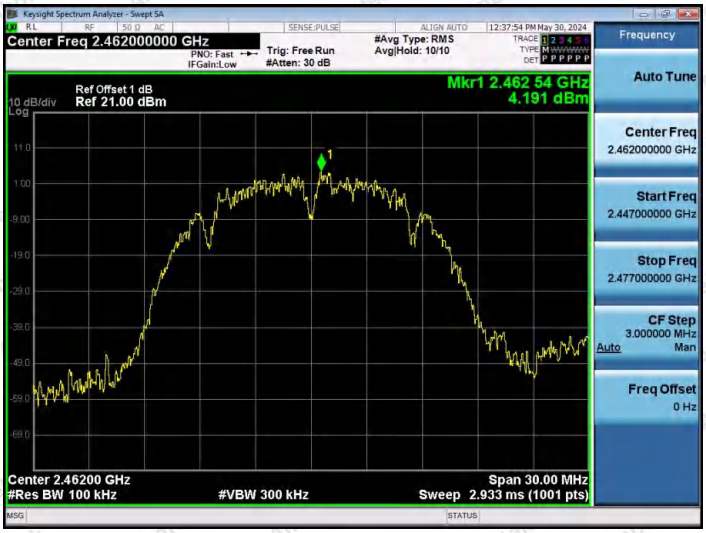

11B-Ant1-2462-0~Reference-PASS

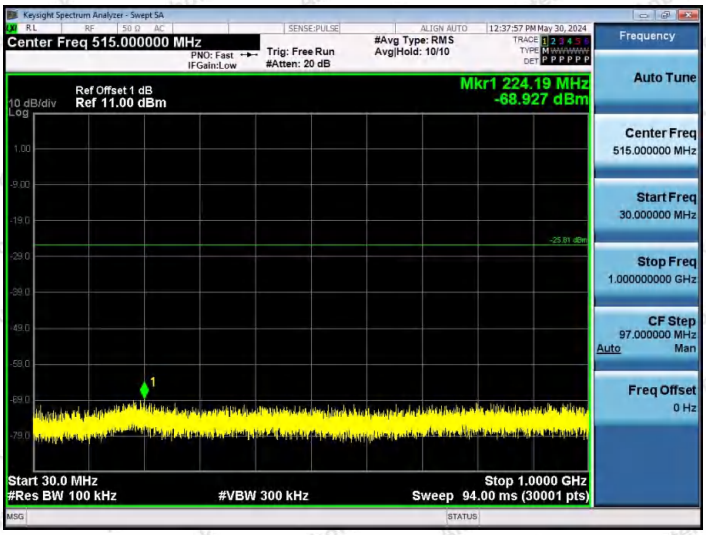

11B-Ant1-2462-30~1000-PASS

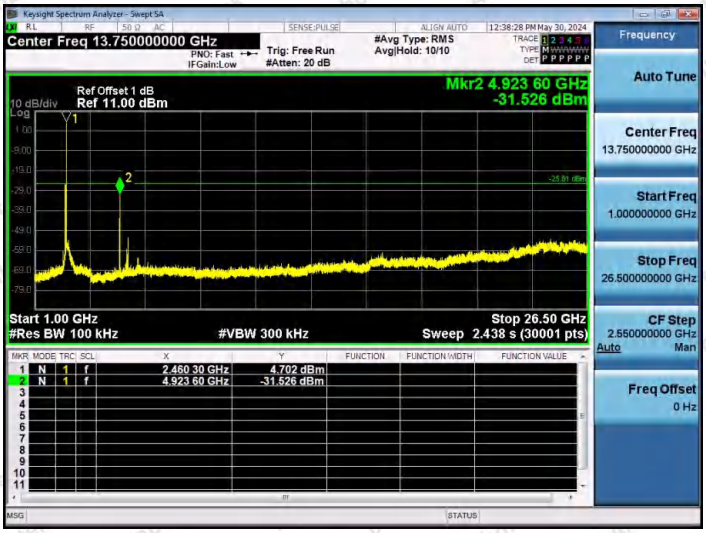

11B-Ant1-2462-1000~26500-PASS

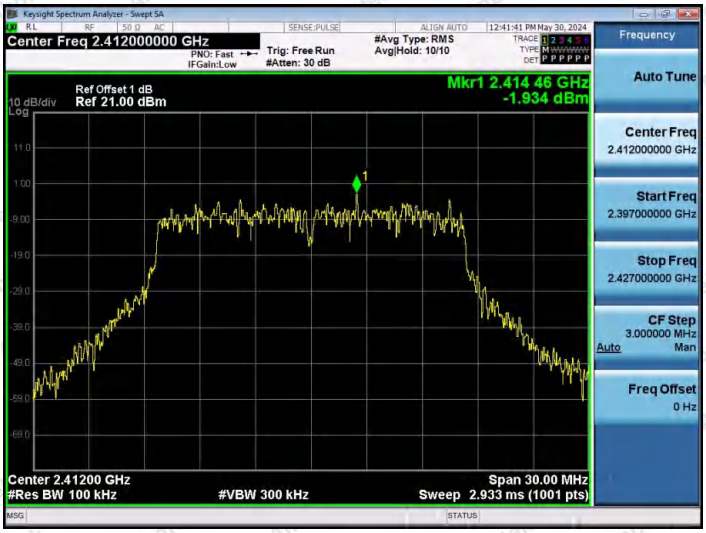

11G-Ant1-2412-0~Reference-PASS

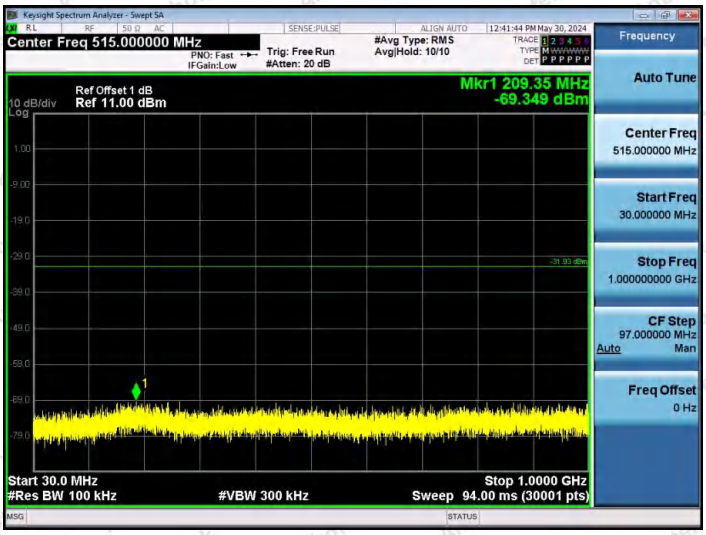

11G-Ant1-2412-30~1000-PASS

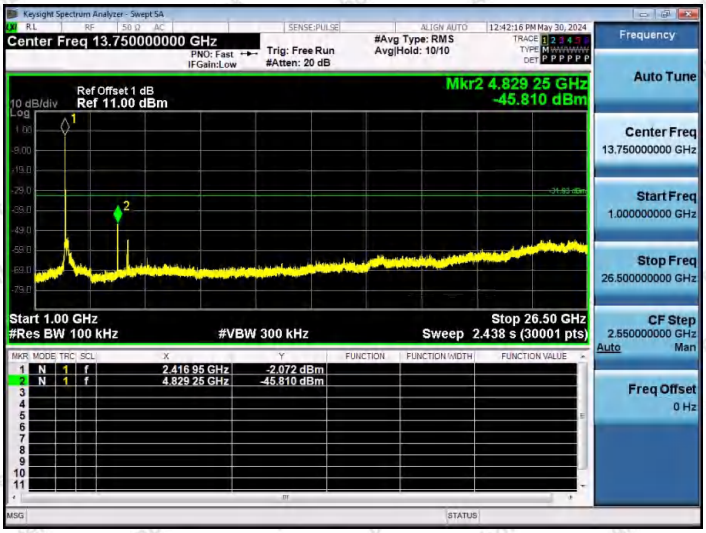

11G-Ant1-2412-1000~26500-PASS

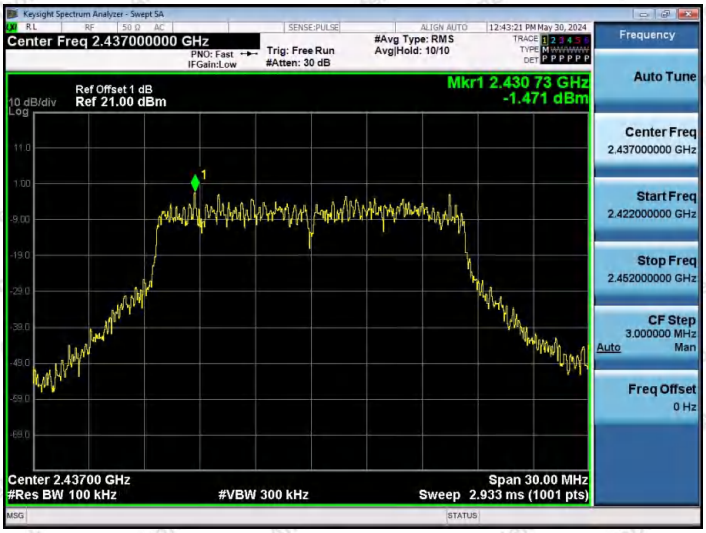

11G-Ant1-2437-0~Reference-PASS

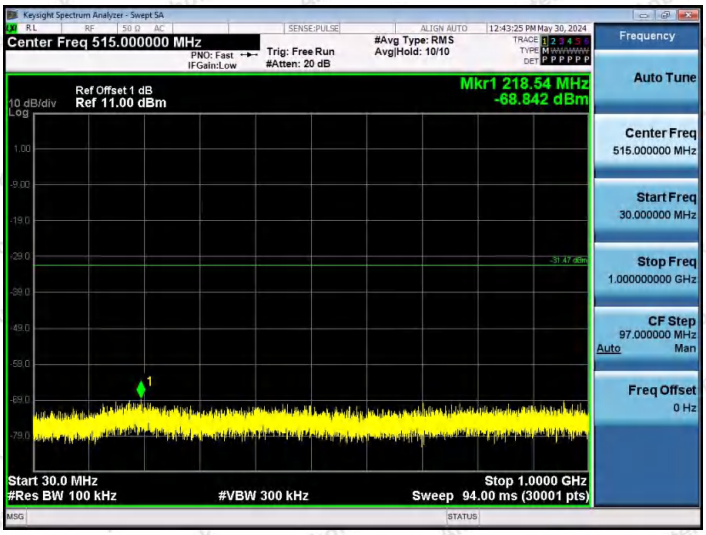

11G-Ant1-2437-30~1000-PASS

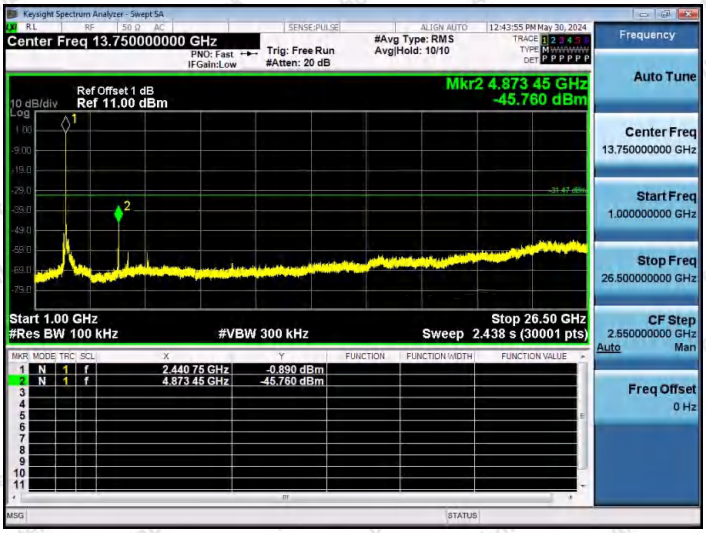

11G-Ant1-2437-1000~26500-PASS

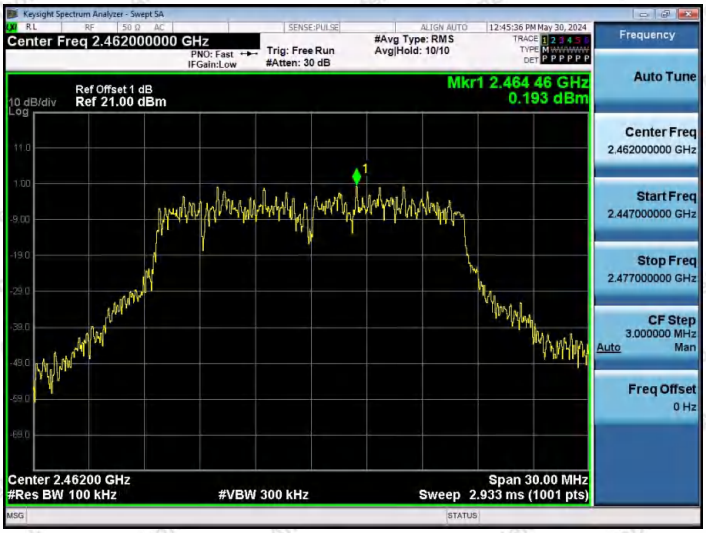

11G-Ant1-2462-0~Reference-PASS

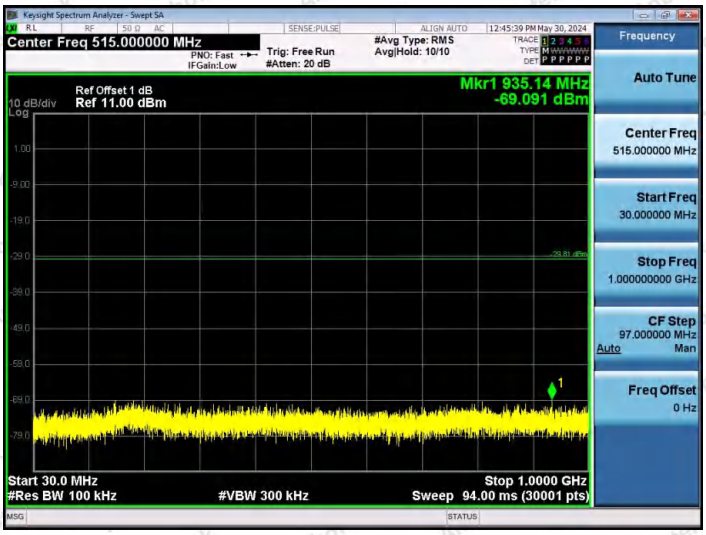

11G-Ant1-2462-30~1000-PASS

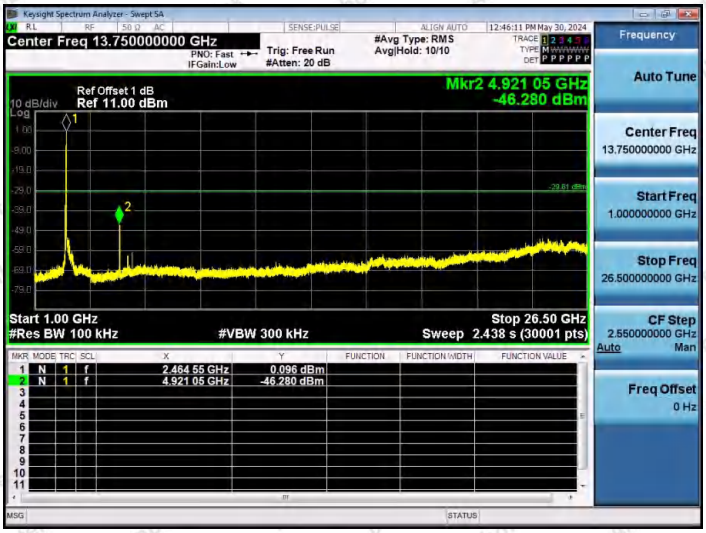

11G-Ant1-2462-1000~26500-PASS

11N20SISO-Ant1-2412-0~Reference-PASS

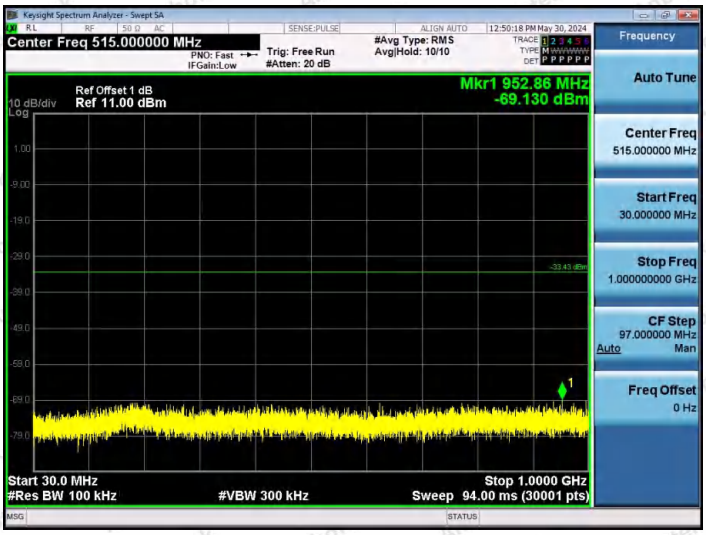

11N20SISO-Ant1-2412-30~1000-PASS

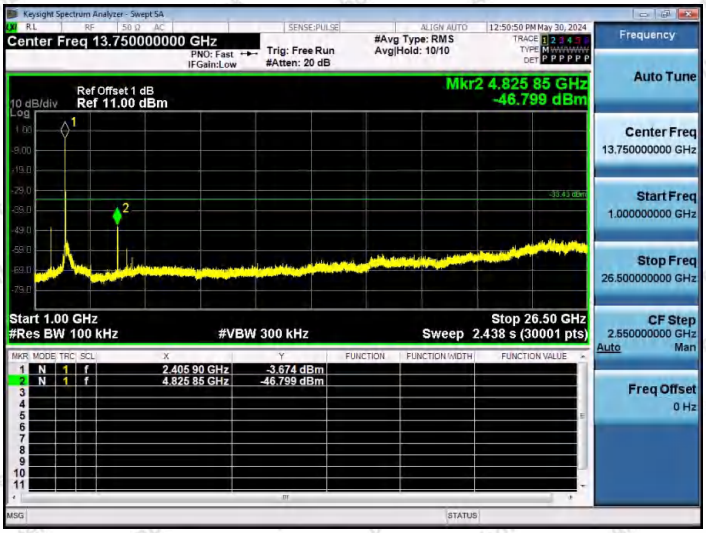

11N20SISO-Ant1-2412-1000~26500-PASS

11N20SISO-Ant1-2437-0~Reference-PASS

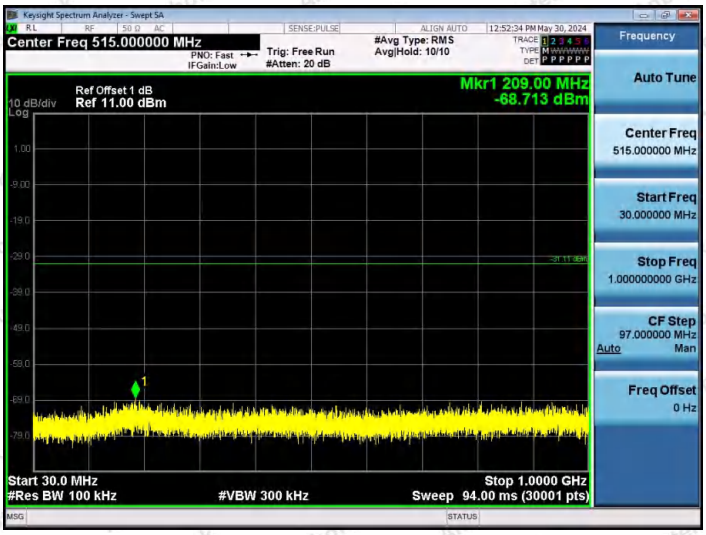

11N20SISO-Ant1-2437-30~1000-PASS

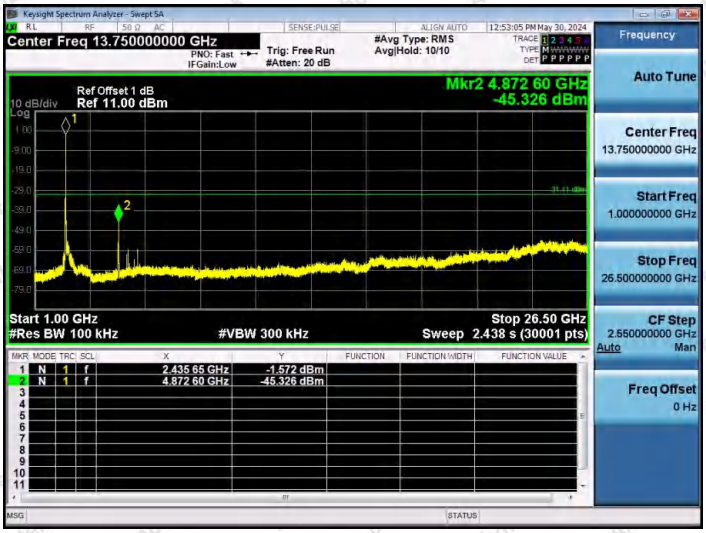

11N20SISO-Ant1-2437-1000~26500-PASS

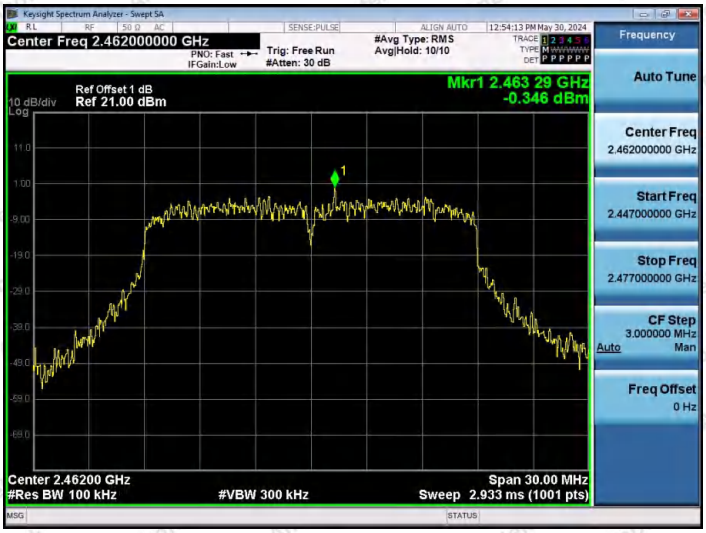

11N20SISO-Ant1-2462-0~Reference-PASS

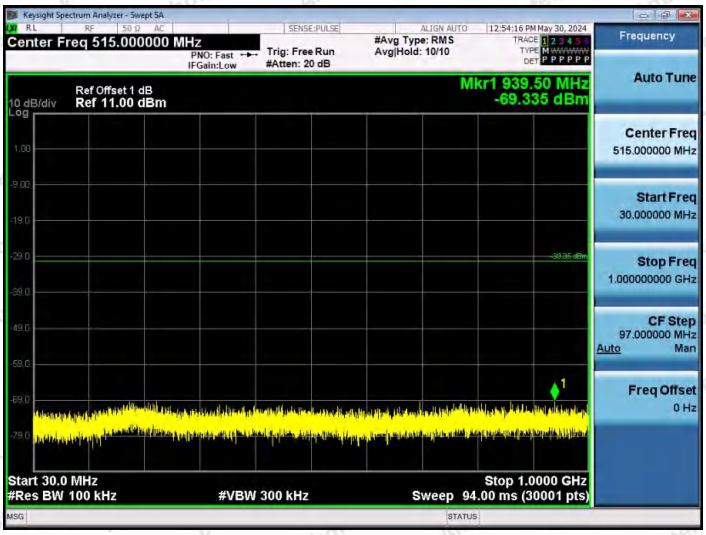

11N20SISO-Ant1-2462-30~1000-PASS

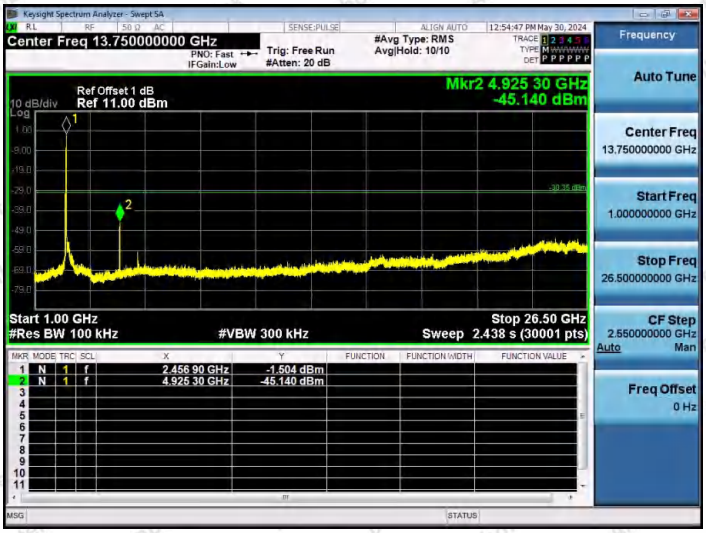

11N20SISO-Ant1-2462-1000~26500-PASS

11N40SISO-Ant1-2422-0~Reference-PASS

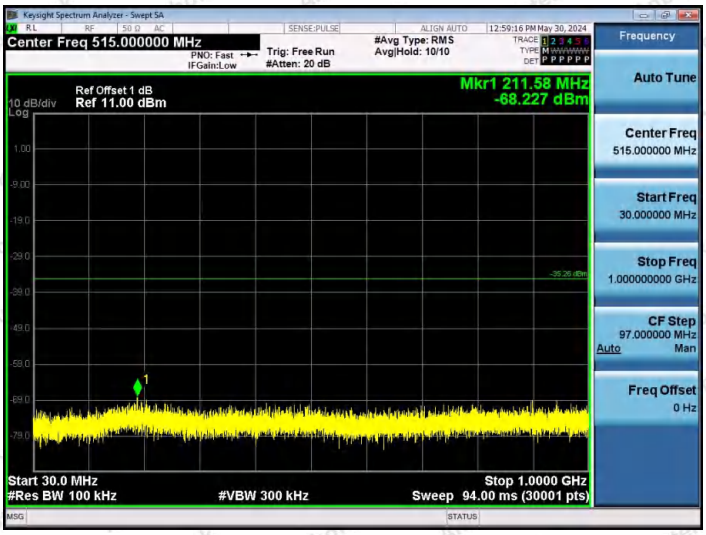

11N40SISO-Ant1-2422-30~1000-PASS

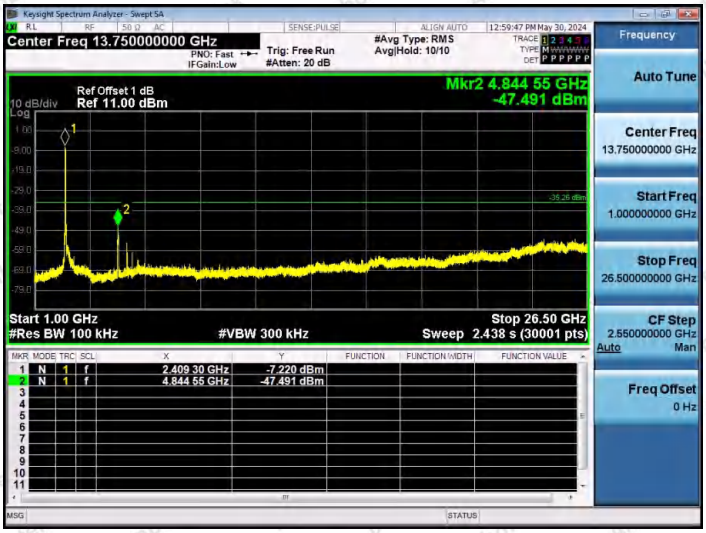

11N40SISO-Ant1-2422-1000~26500-PASS

11N40SISO-Ant1-2437-0~Reference-PASS

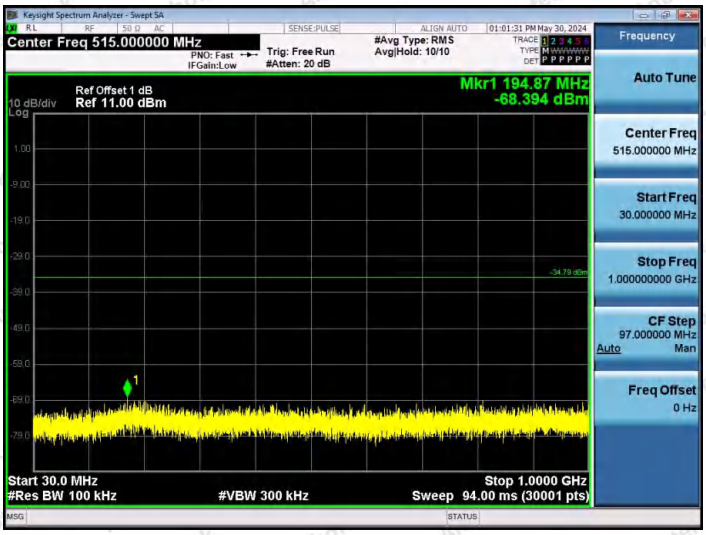

11N40SISO-Ant1-2437-30~1000-PASS

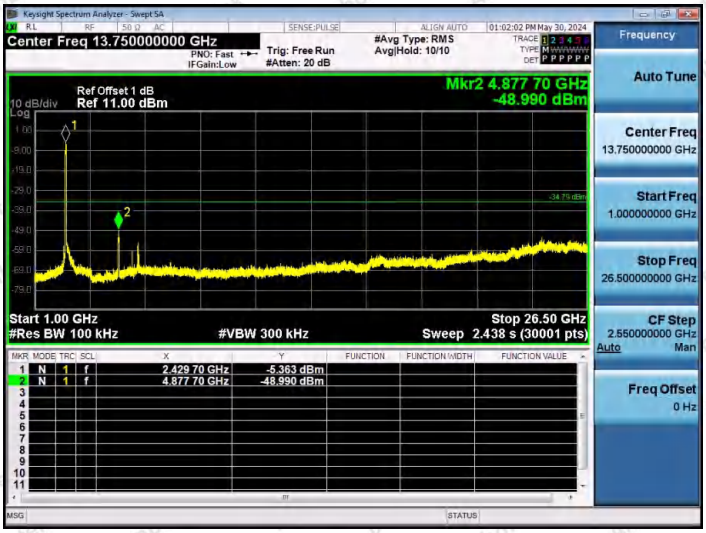

11N40SISO-Ant1-2437-1000~26500-PASS

11N40SISO-Ant1-2452-0~Reference-PASS

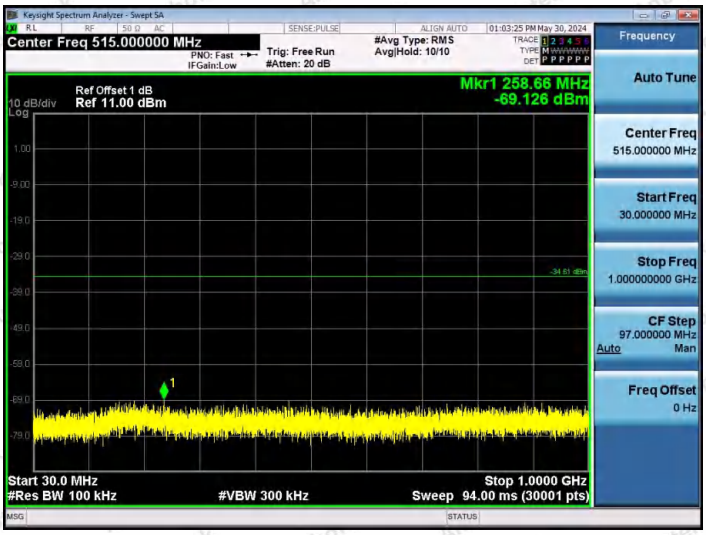

11N40SISO-Ant1-2452-30~1000-PASS

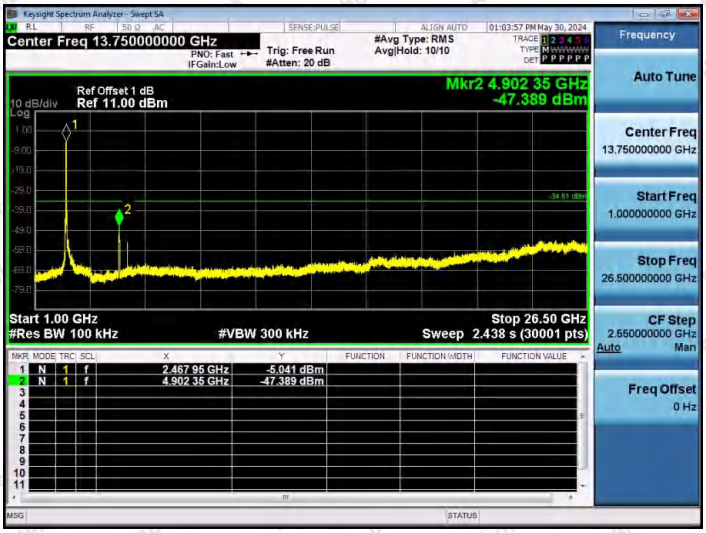

11N40SISO-Ant1-2452-1000~26500-PASS

Appendix G: Duty Cycle

Test Result

TestMode	Antenna	Frequency[MHz]	Transmission Duration [ms]	Transmission Period [ms]	Duty Cycle [%]	Factor
11B	Ant1	2412	8.40	8.64	97.22	0.12
11B	Ant1	2437	8.40	8.64	97.22	0.12
11B	Ant1	2462	8.40	8.64	97.22	0.12
11G	Ant1	2412	0.18	0.34	52.94	2.76
11G	Ant1	2437	0.18	0.27	66.67	1.76
11G	Ant1	2462	0.17	0.40	42.50	3.72
11N20SISO	Ant1	2412	1.30	1.37	94.89	0.23
11N20SISO	Ant1	2437	1.31	1.39	94.24	0.26
11N20SISO	Ant1	2462	1.30	1.38	94.20	0.26
11N40SISO	Ant1	2422	0.65	0.74	87.84	0.56
11N40SISO	Ant1	2437	0.65	0.73	89.04	0.50
11N40SISO	Ant1	2452	0.65	0.73	89.04	0.50

Test Graphs

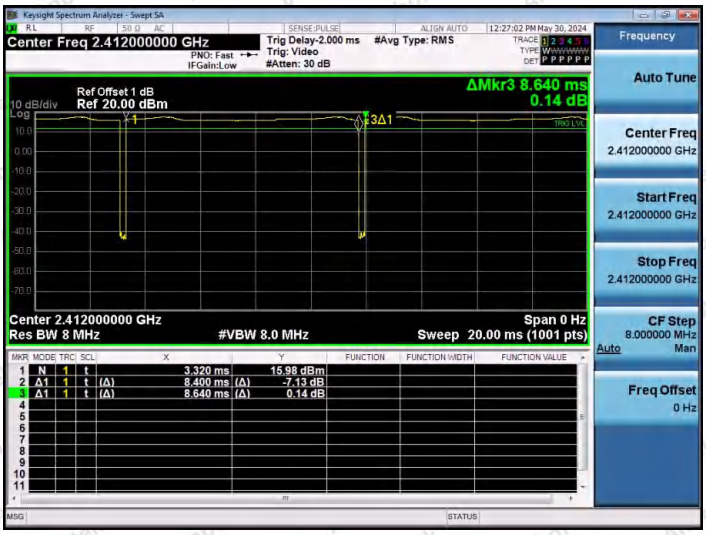

NTNV-11B-Ant1-2412

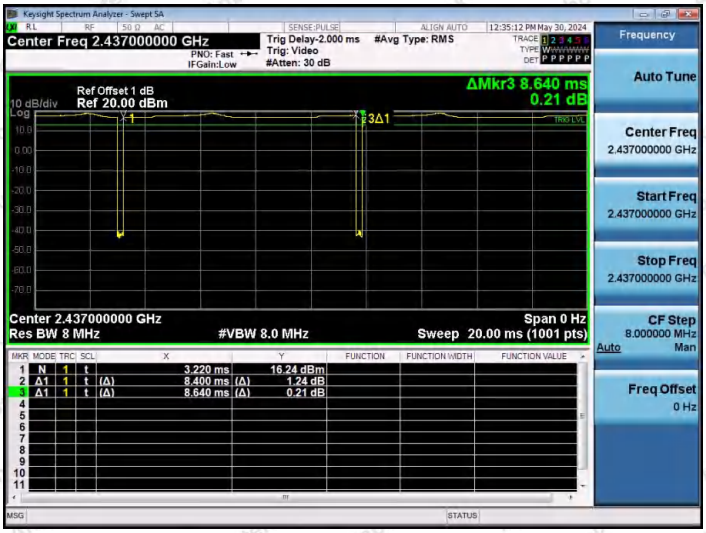

NTNV-11B-Ant1-2437

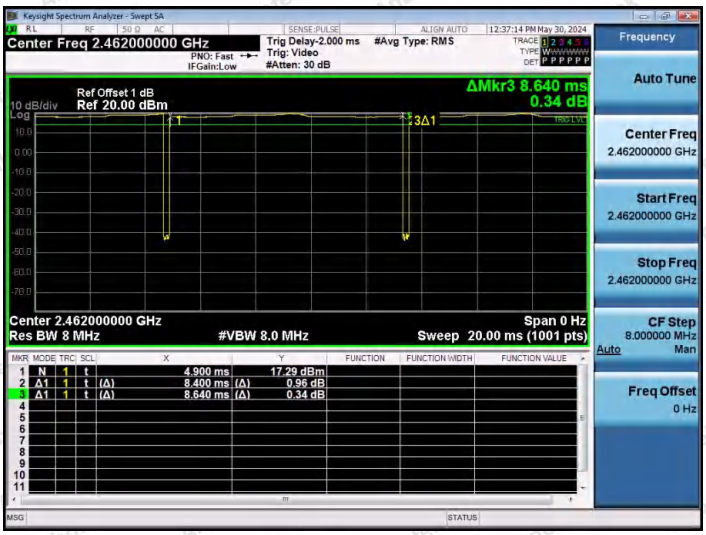

NTNV-11B-Ant1-2462

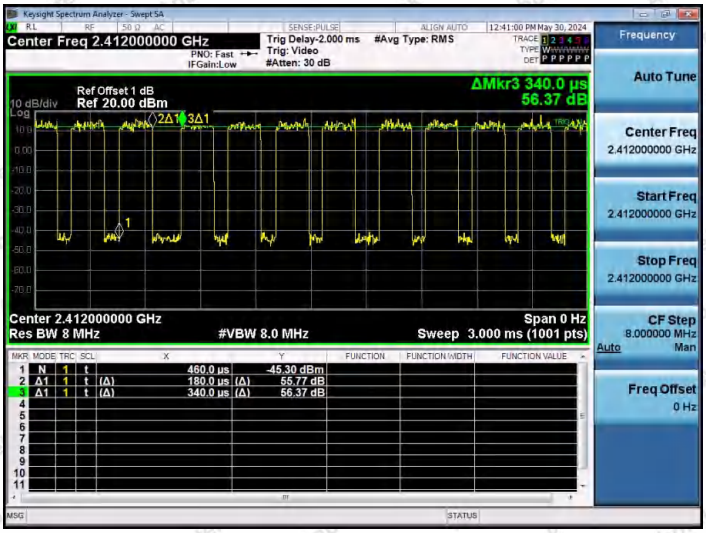

NTNV-11G-Ant1-2412

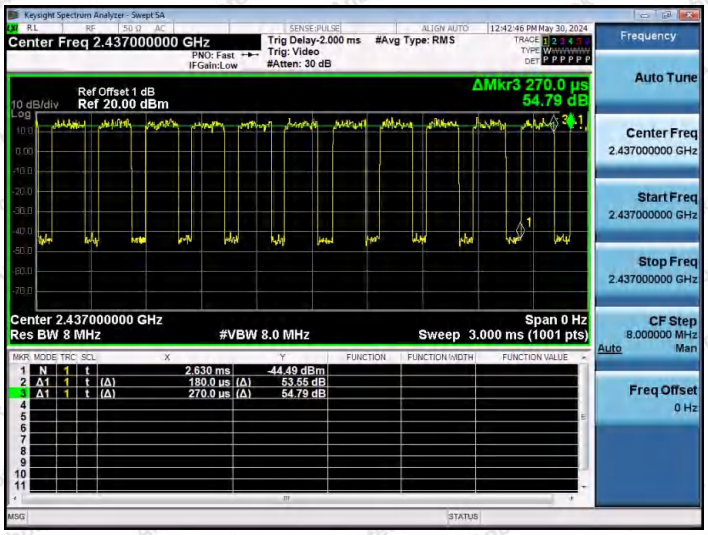

NTNV-11G-Ant1-2437

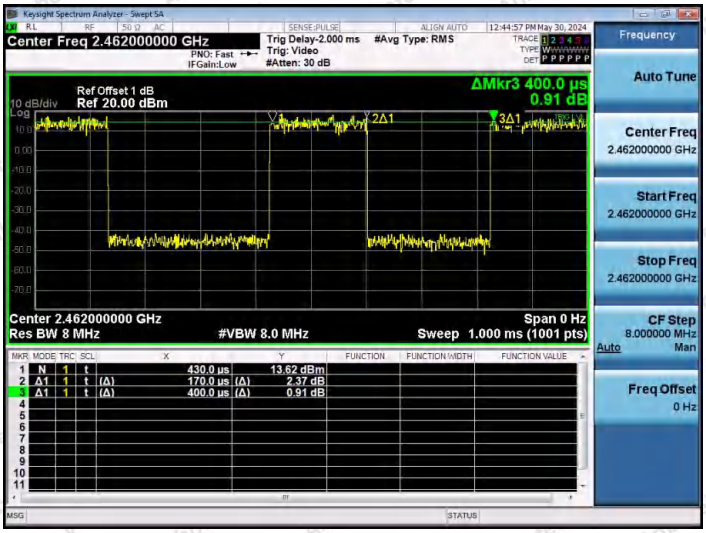

NTNV-11G-Ant1-2462

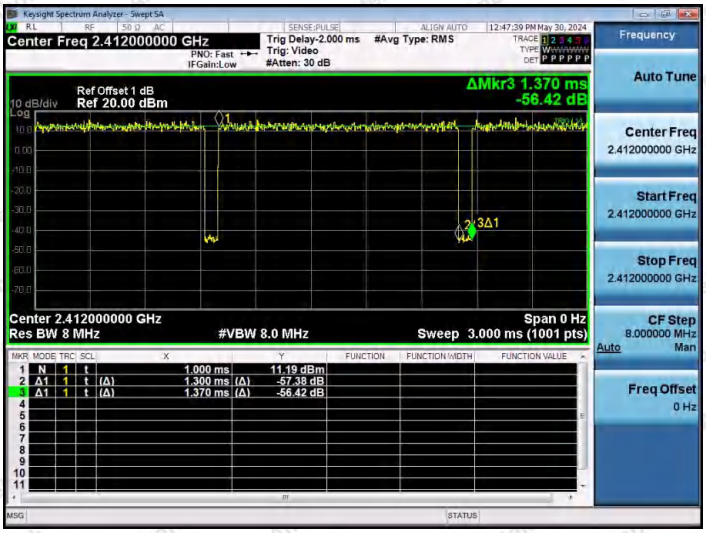

NTNV-11N20SISO-Ant1-2412

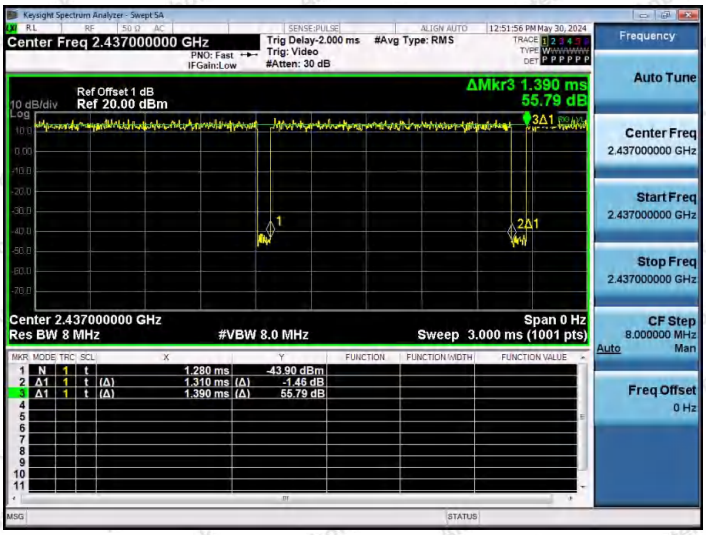

NTNV-11N20SISO-Ant1-2437

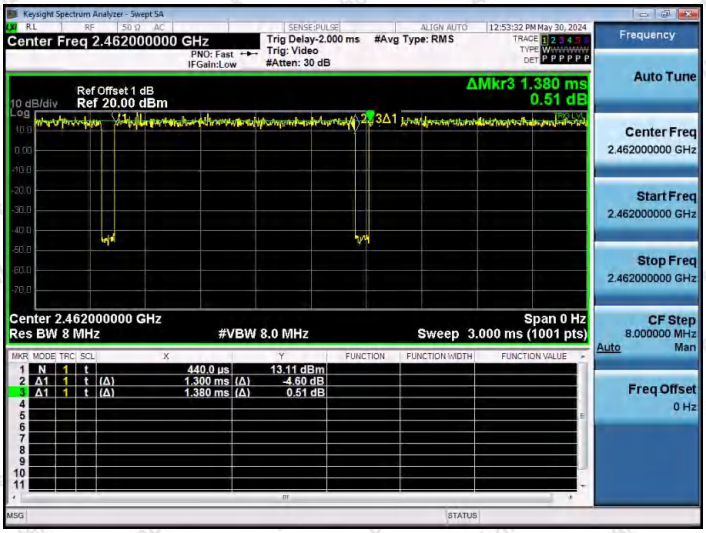

NTNV-11N20SISO-Ant1-2462

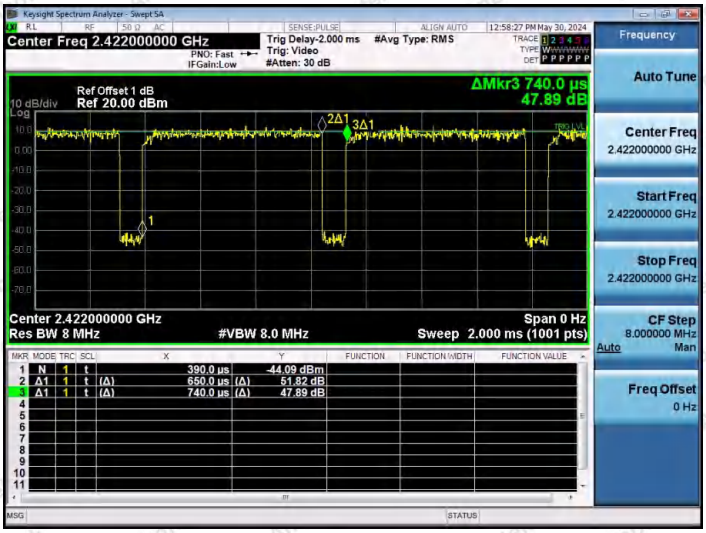

NTNV-11N40SISO-Ant1-2422

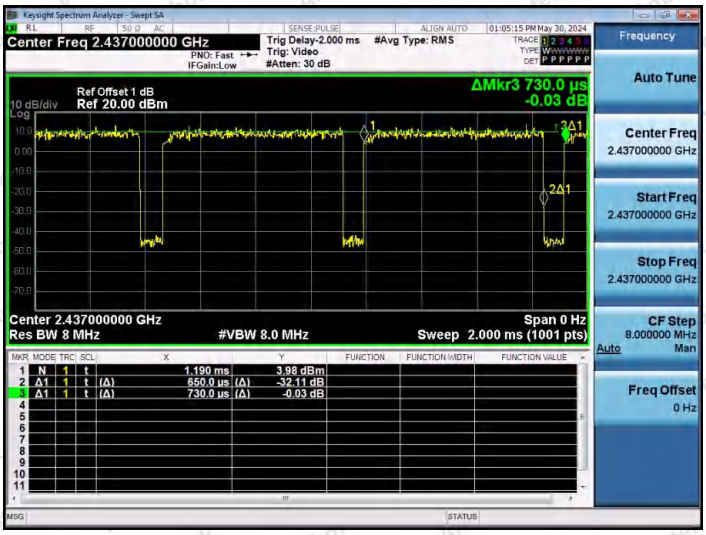

NTNV-11N40SISO-Ant1-2437

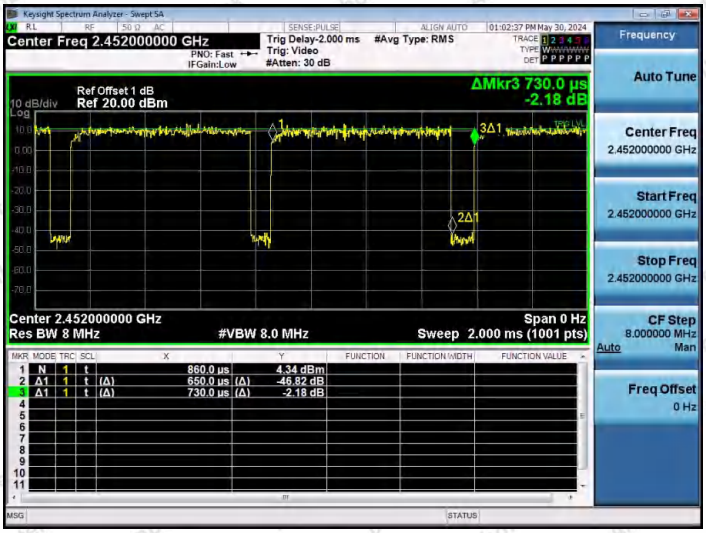

NTNV-11N40SISO-Ant1-2452

---End---