Appendix Test Data

Report No.:	1812C50277512501	Test Sample No.:	1-2-2
Start Test Date:	2025.6.10	Finish Test Date:	2025.7.18
Test Engineer:	Qiangfei Yang	Auditor:	Justin Feng
Temperature:	21.5℃	Relative Humidity:	63%
Pressure:	101kPa		

Appendix A: -6dB Bandwidth

Condition	Antenna	Modulation	Frequency (MHz)	-6dB BW(MHz)	limit(kHz)	Result
NVNT	ANT1	802.11b	2412.00	8.65	500	Pass
NVNT	ANT1	802.11b	2437.00	8.63	500	Pass
NVNT	ANT1	802.11b	2462.00	8.17	500	Pass
NVNT	ANT1	802.11g	2412.00	16.36	500	Pass
NVNT	ANT1	802.11g	2437.00	16.26	500	Pass
NVNT	ANT1	802.11g	2462.00	15.97	500	Pass
NVNT	ANT1	802.11n(HT20)	2412.00	17.60	500	Pass
NVNT	ANT1	802.11n(HT20)	2437.00	17.35	500	Pass
NVNT	ANT1	802.11n(HT20)	2462.00	16.74	500	Pass

-6dB_Bandwidth_NVNT_ANT1_802_11b_2412

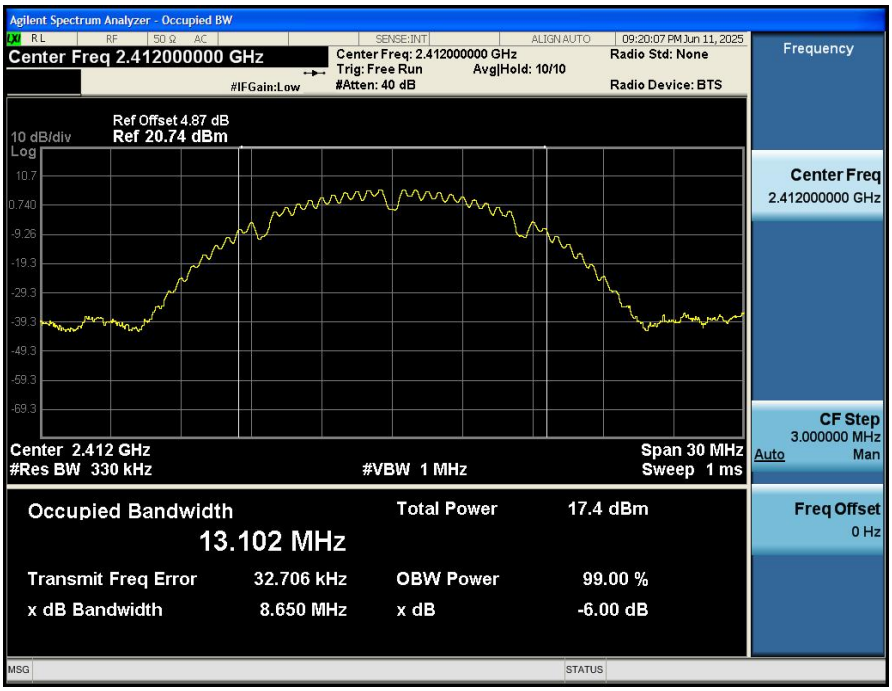

-6dB_Bandwidth_NVNT_ANT1_802_11b_2437

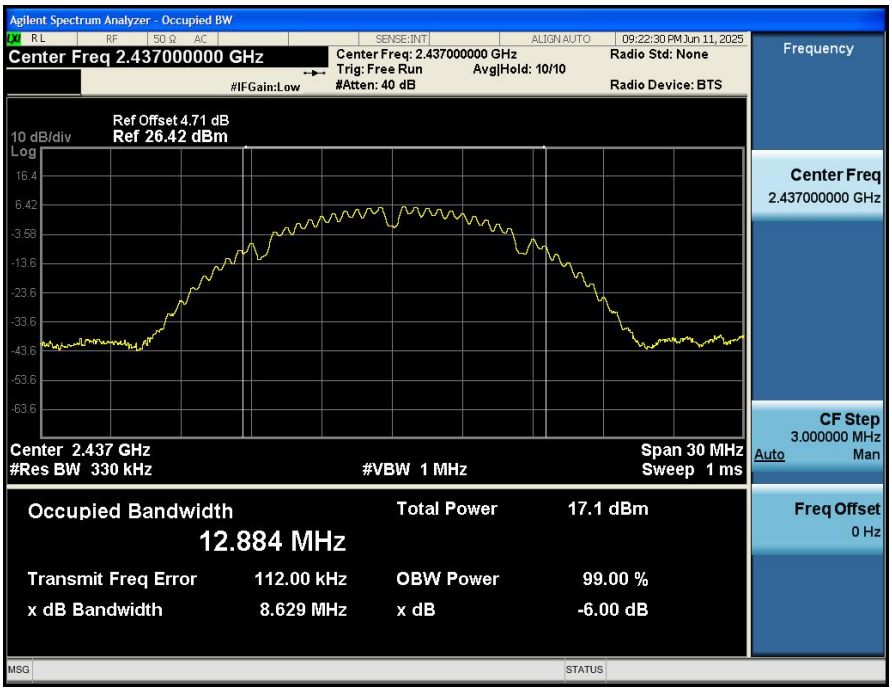

-6dB_Bandwidth_NVNT_ANT1_802_11b_2462

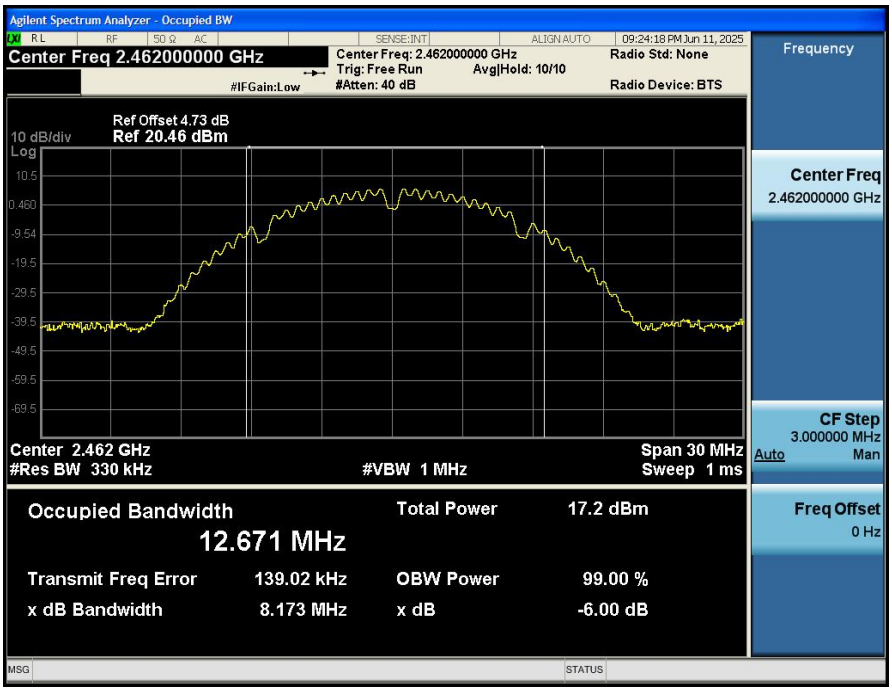

-6dB_Bandwidth_NVNT_ANT1_802_11g_2412

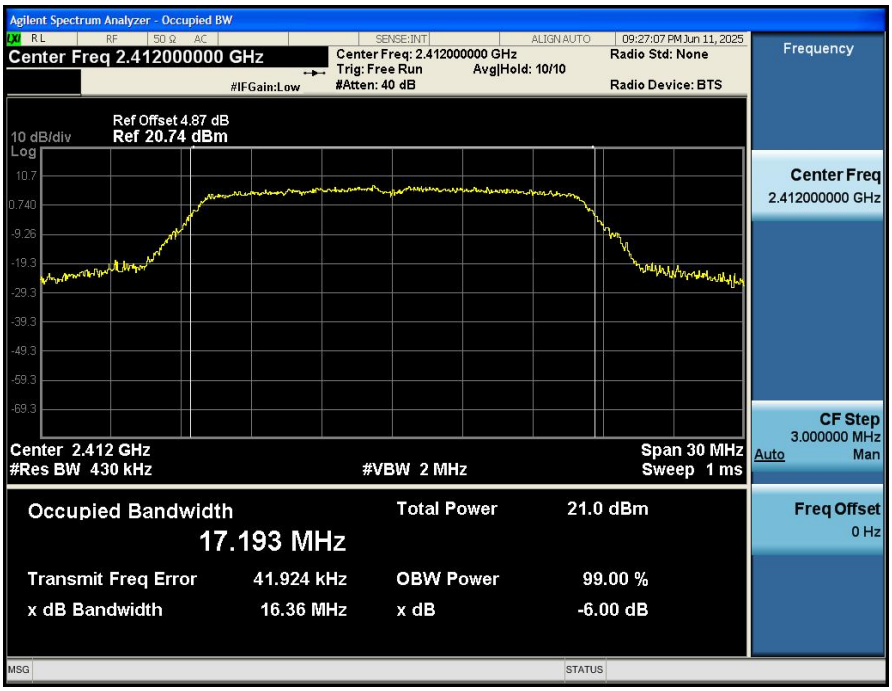

-6dB_Bandwidth_NVNT_ANT1_802_11g_2437

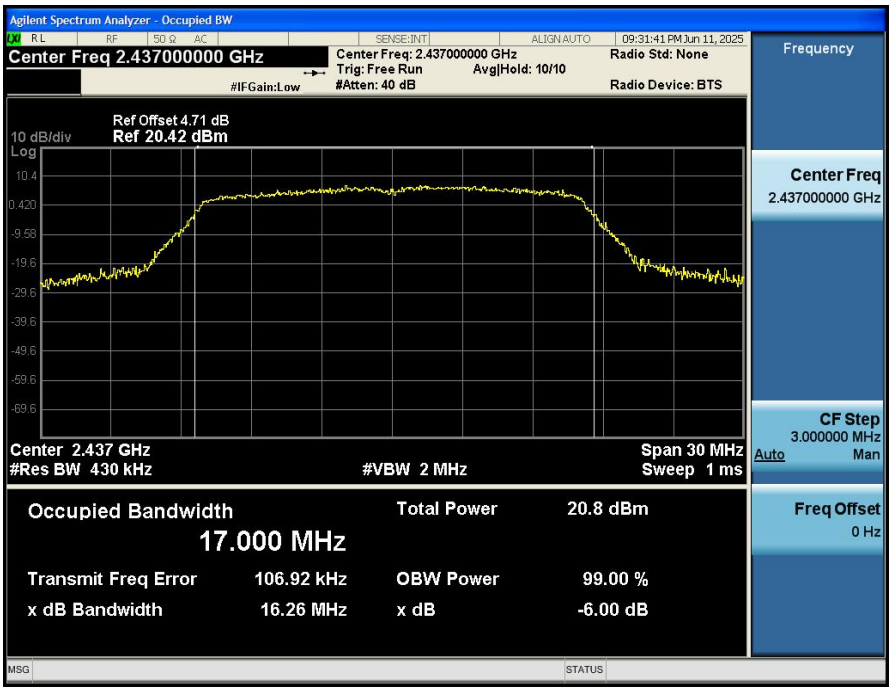

-6dB_Bandwidth_NVNT_ANT1_802_11g_2462

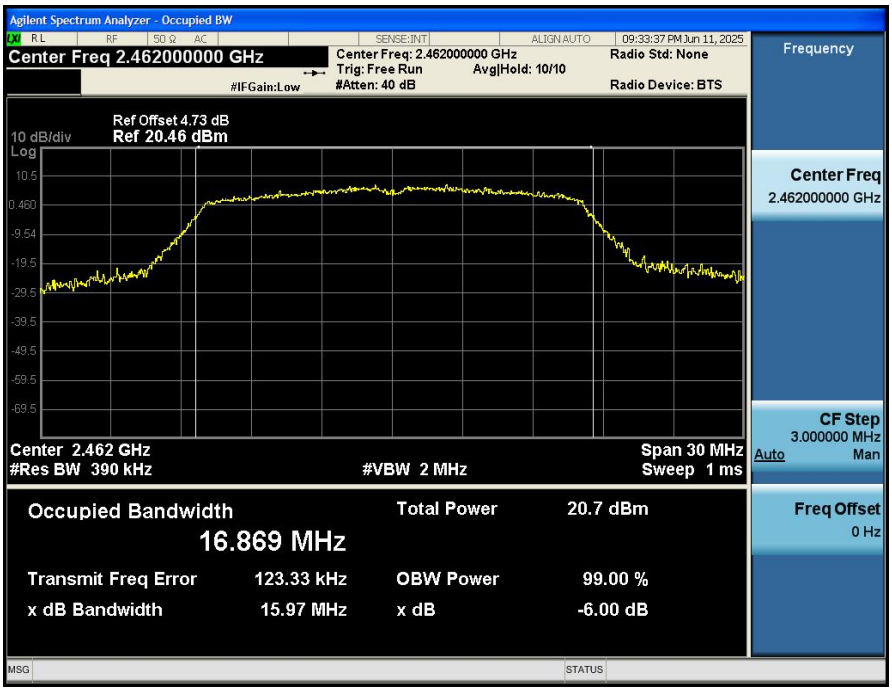

-6dB_Bandwidth_NVNT_ANT1_802_11n(HT20)_2412

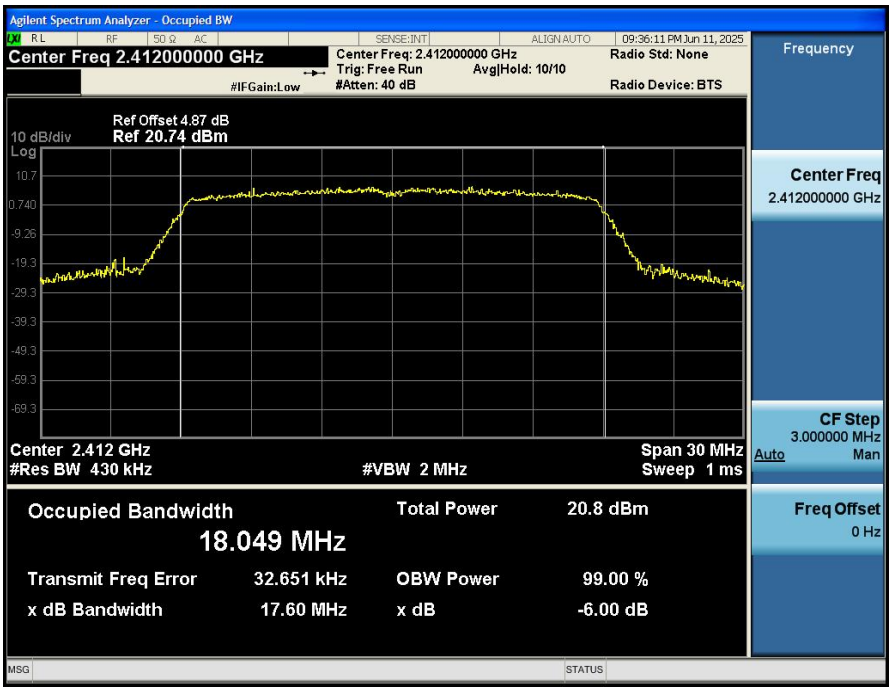

-6dB_Bandwidth_NVNT_ANT1_802_11n(HT20)_2437

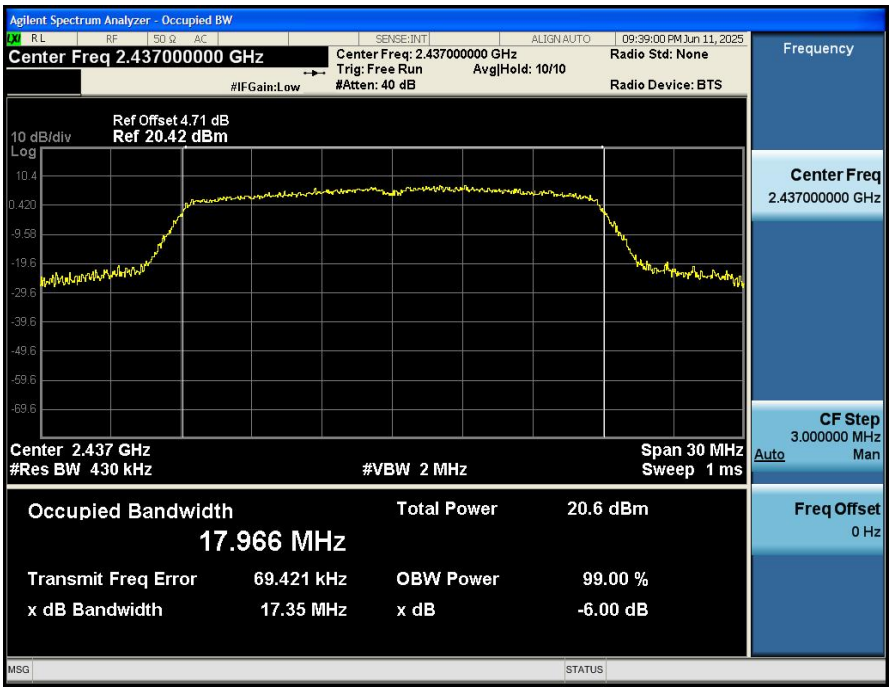

-6dB_Bandwidth_NVNT_ANT1_802_11n(HT20)_2462

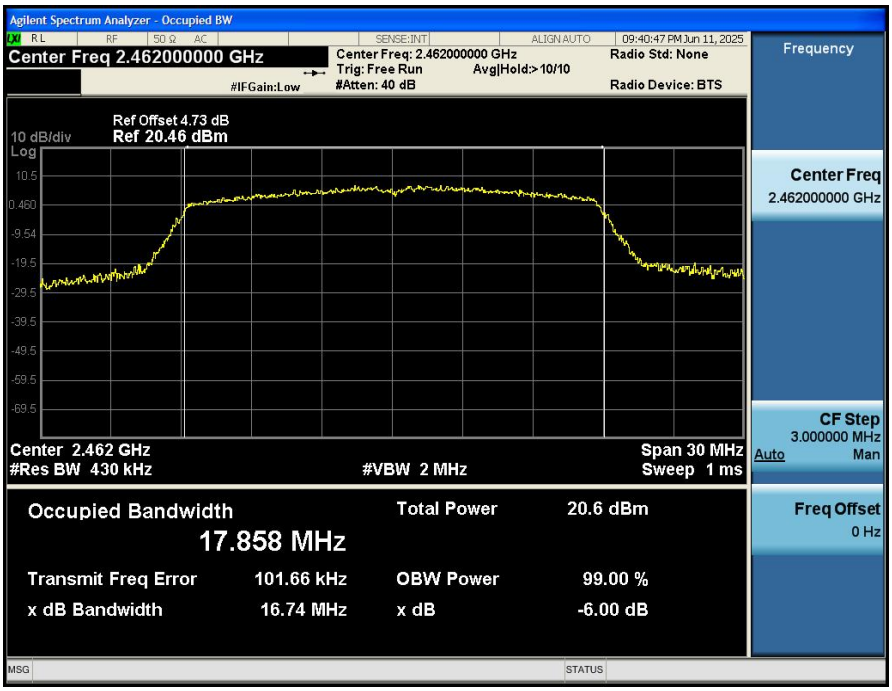
Agilent Spectrum Analyzer - Occupied BW
Center Freq 2.462000000 GHz
Center Freq: 2.462000000 GHz
Trig: Free Run
Avg|Hold:>10/10
#IFGain:Low
#Atten: 40 dB
Radio Std: None
Radio Device: BTS
Frequency
Ref Offset 4.73 dB
10 dB/div
Ref 20.46 dBm
Log
Center Freq
2.462000000 GHz
CF Step
3.000000 MHz
Auto
Man
Center 2.462 GHz
#Res BW 430 kHz
#VBW 2 MHz
Span 30 MHz
Sweep 1 ms
Occupied Bandwidth
17.858 MHz
Total Power 20.6 dBm
Transmit Freq Error 101.66 kHz
OBW Power 99.00 %
x dB Bandwidth 16.74 MHz
x dB -6.00 dB
Freq Offset
0 Hz
MSG
STATUS

Appendix B: 99% Occupied Bandwidth

Condition	Antenna	Modulation	Frequency (MHz)	99%BW(MHz)
NVNT	ANT1	802.11b	2412.00	13.110
NVNT	ANT1	802.11b	2437.00	12.889
NVNT	ANT1	802.11b	2462.00	12.677
NVNT	ANT1	802.11g	2412.00	17.371
NVNT	ANT1	802.11g	2437.00	17.232
NVNT	ANT1	802.11g	2462.00	17.070
NVNT	ANT1	802.11n(HT20)	2412.00	18.169
NVNT	ANT1	802.11n(HT20)	2437.00	18.093
NVNT	ANT1	802.11n(HT20)	2462.00	18.023

99%_Occupied_Bandwidth_NVNT_ANT1_802_11b_2412

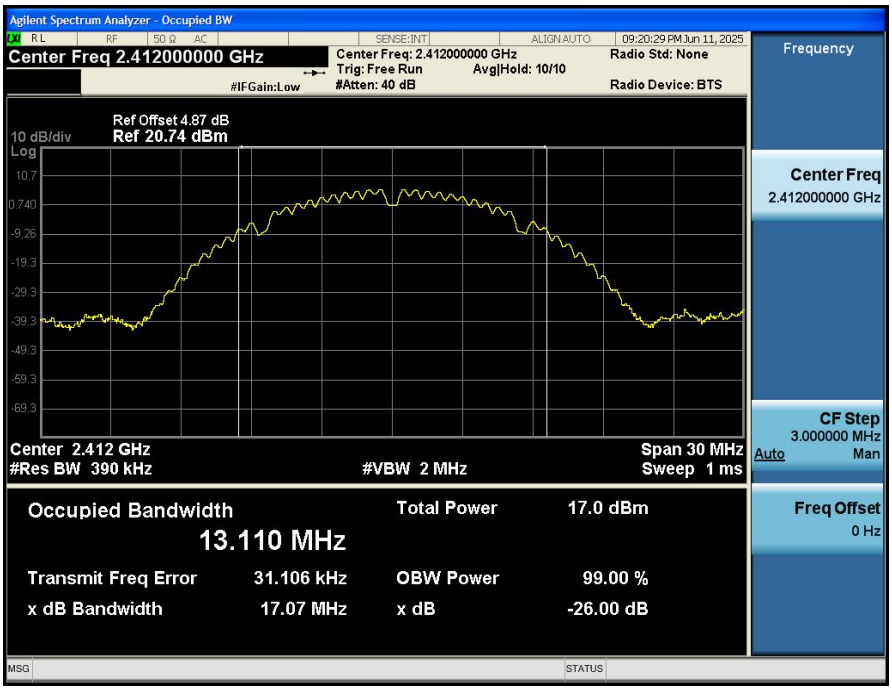

99%_Occupied_Bandwidth_NVNT_ANT1_802_11b_2437

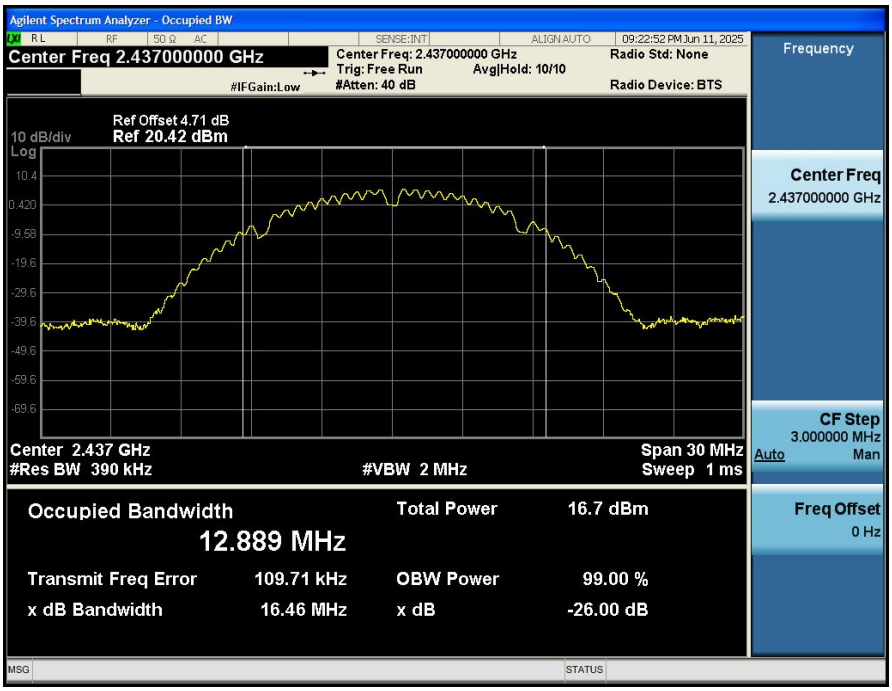

99%_Occupied_Bandwidth_NVNT_ANT1_802_11b_2462

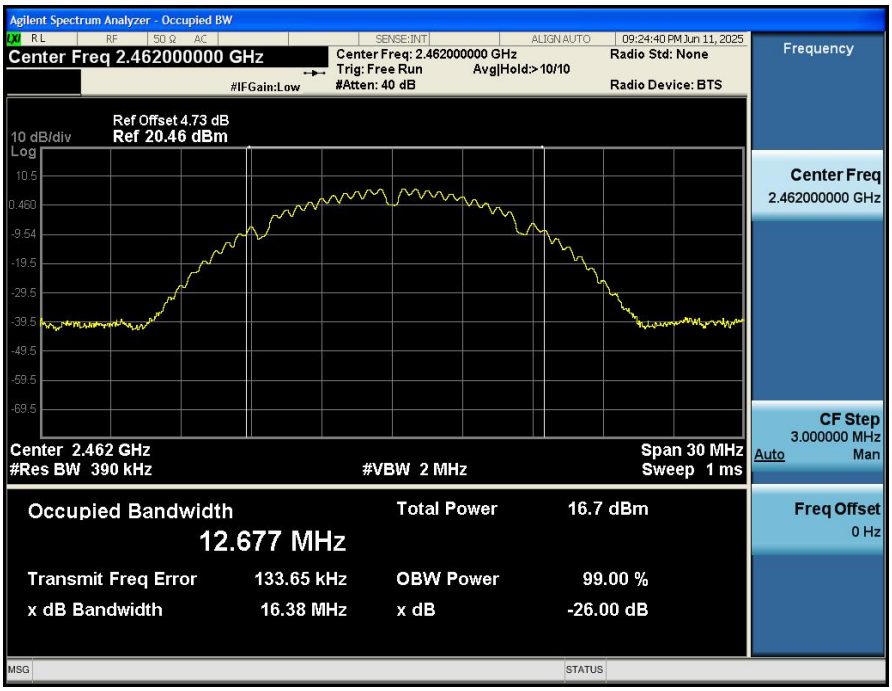

99%_Occupied_Bandwidth_NVNT_ANT1_802_11g_2412

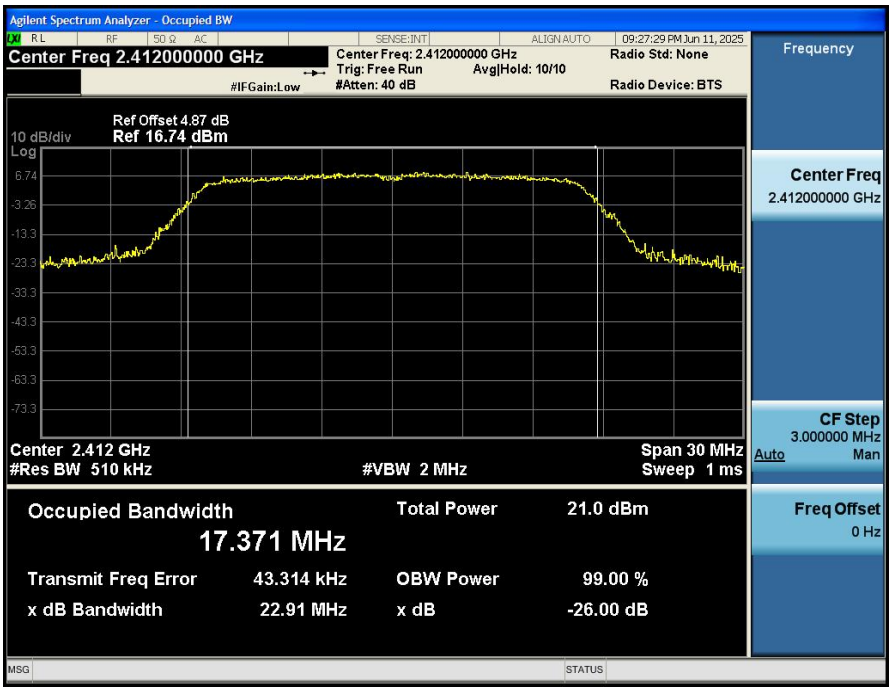

99%_Occupied_Bandwidth_NVNT_ANT1_802_11g_2437

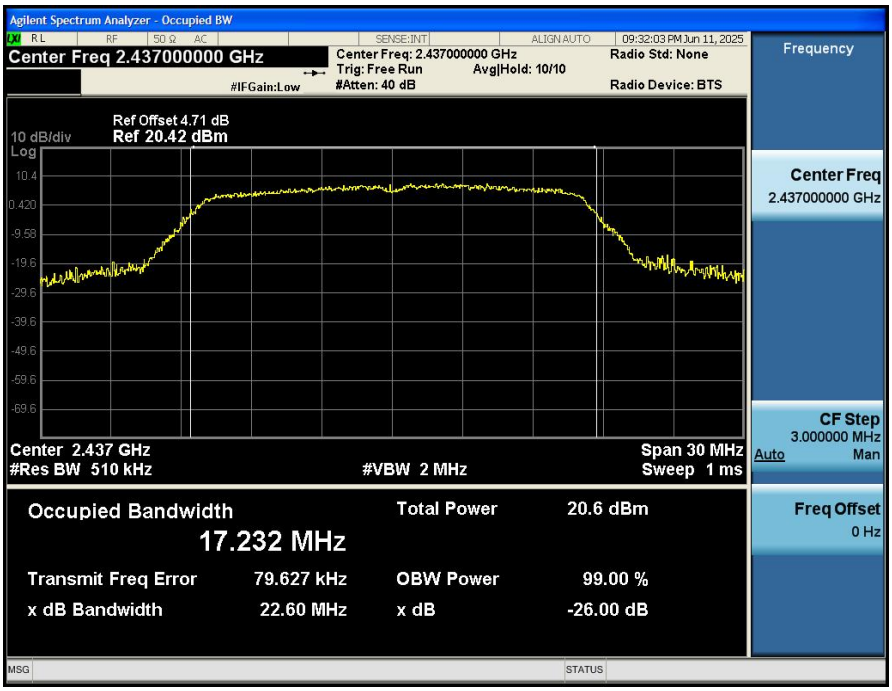

99%_Occupied_Bandwidth_NVNT_ANT1_802_11g_2462

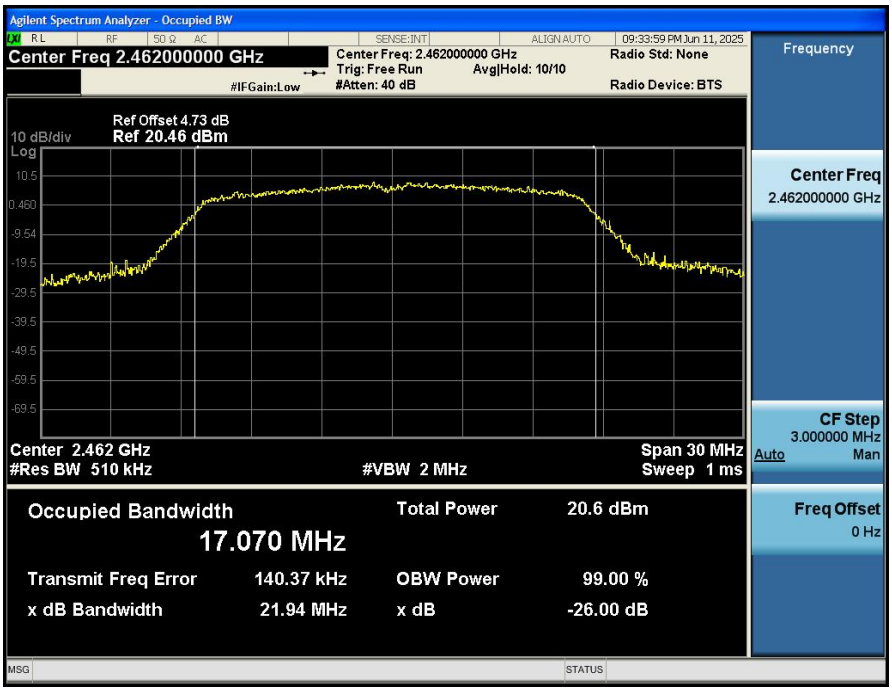

99%_Occupied_Bandwidth_NVNT_ANT1_802_11n(HT20)_2412

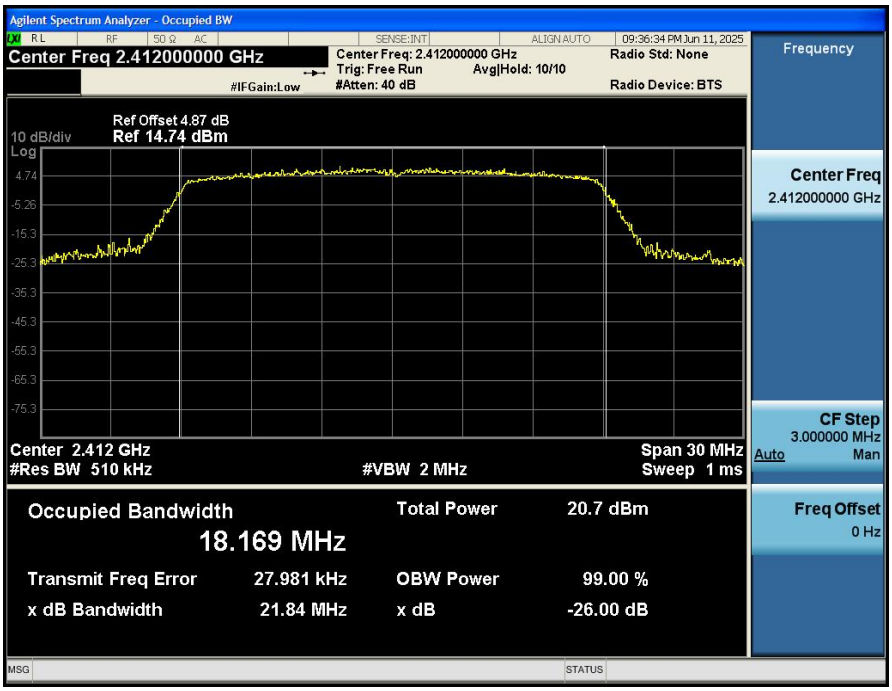

99%_Occupied_Bandwidth_NVNT_ANT1_802_11n(HT20)_2437

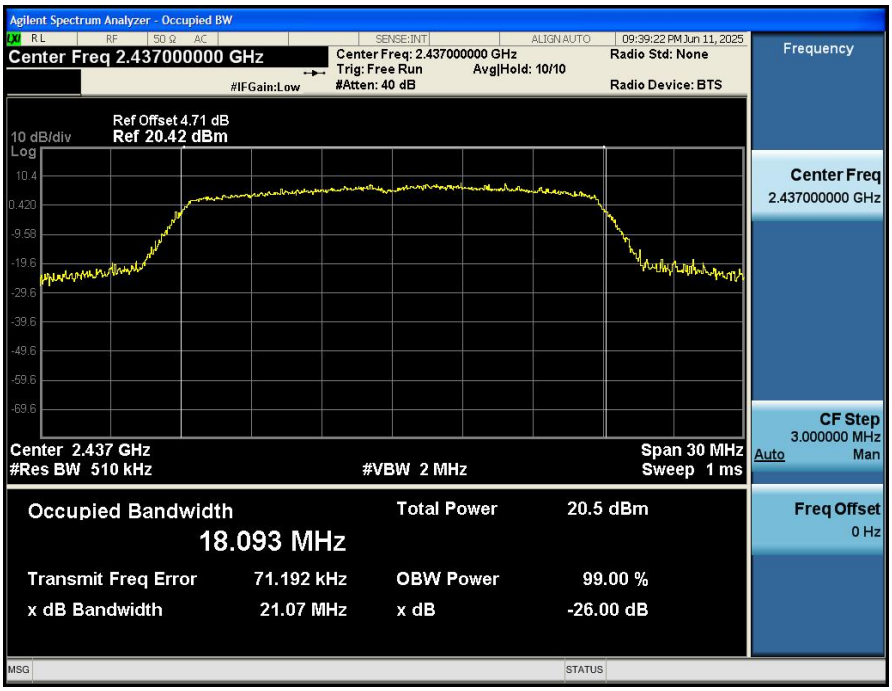

99%_Occupied_Bandwidth_NVNT_ANT1_802_11n(HT20)_2462

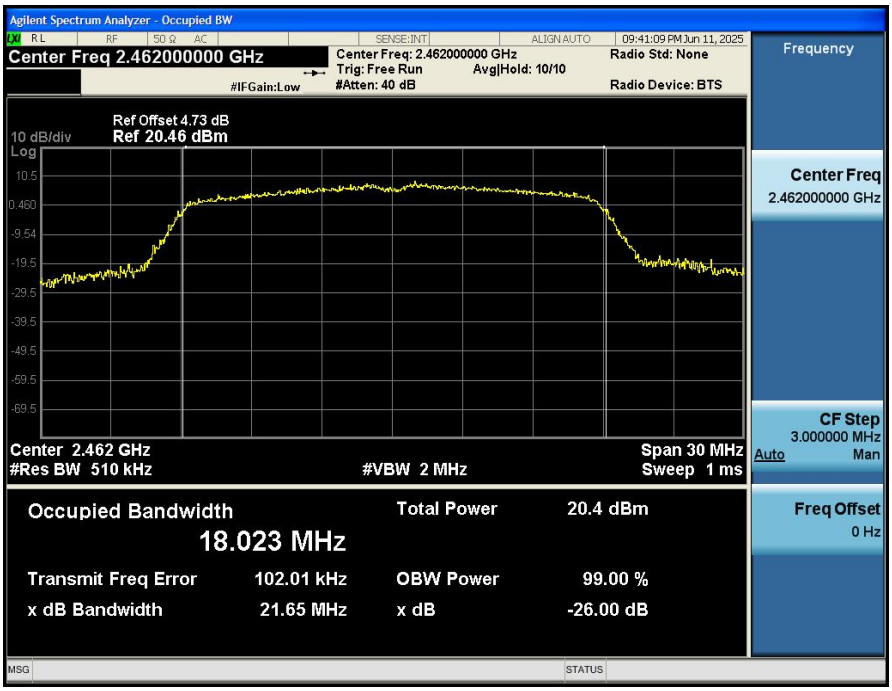

Appendix C: Duty Cycle

Condition	Antenna	Modulation	Frequency (MHz)	Duty cycle(%)	Duty factor(dB)
NVNT	ANT1	802.11b	2412.00	100	0.00
NVNT	ANT1	802.11b	2437.00	100	0.00
NVNT	ANT1	802.11b	2462.00	100	0.00
NVNT	ANT1	802.11g	2412.00	100	0.00
NVNT	ANT1	802.11g	2437.00	100	0.00
NVNT	ANT1	802.11g	2462.00	100	0.00
NVNT	ANT1	802.11n(HT20)	2412.00	100	0.00
NVNT	ANT1	802.11n(HT20)	2437.00	100	0.00
NVNT	ANT1	802.11n(HT20)	2462.00	100	0.00

Duty_Cycle_NVNT_ANT1_802_11b_2412

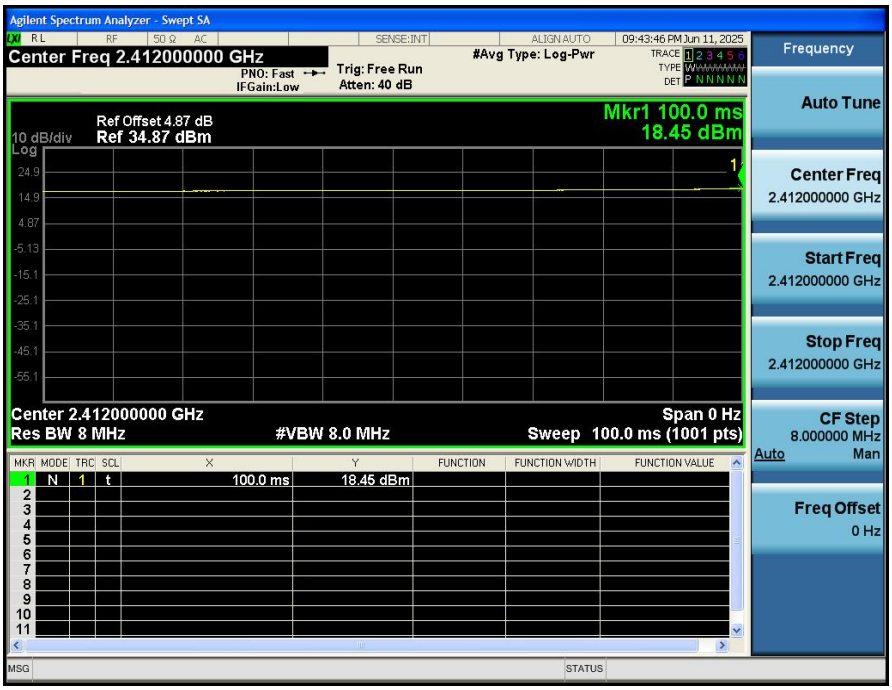

Duty_Cycle_NVNT_ANT1_802_11b_2437

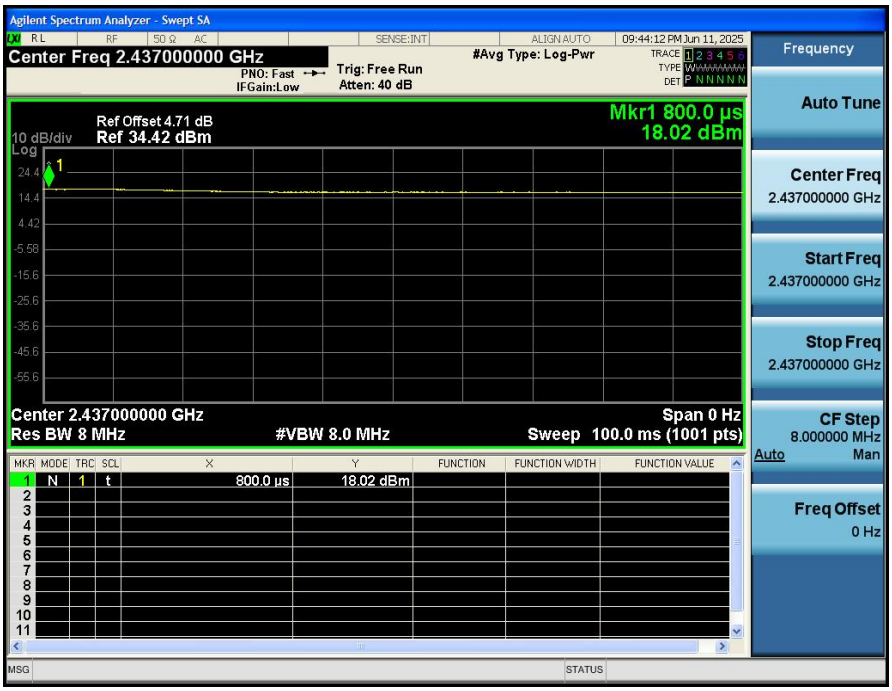

Duty_Cycle_NVNT_ANT1_802_11b_2462

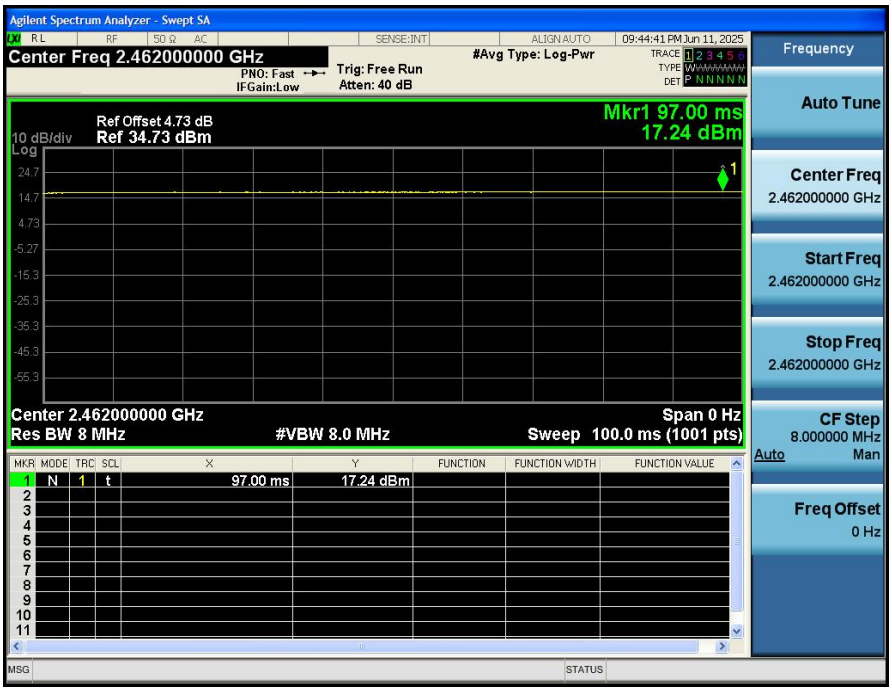

Duty_Cycle_NVNT_ANT1_802_11g_2412

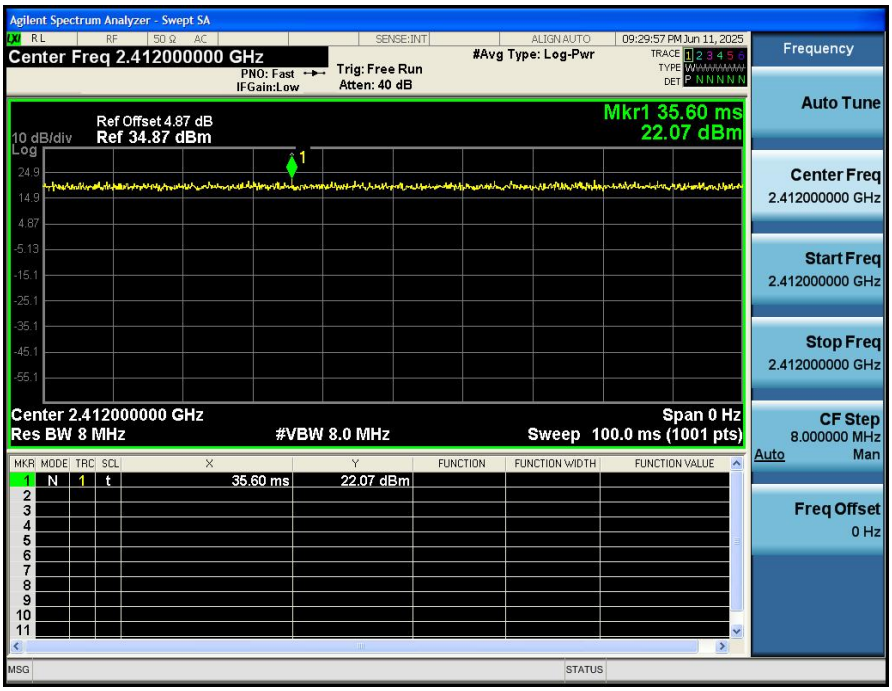

Duty_Cycle_NVNT_ANT1_802_11g_2437

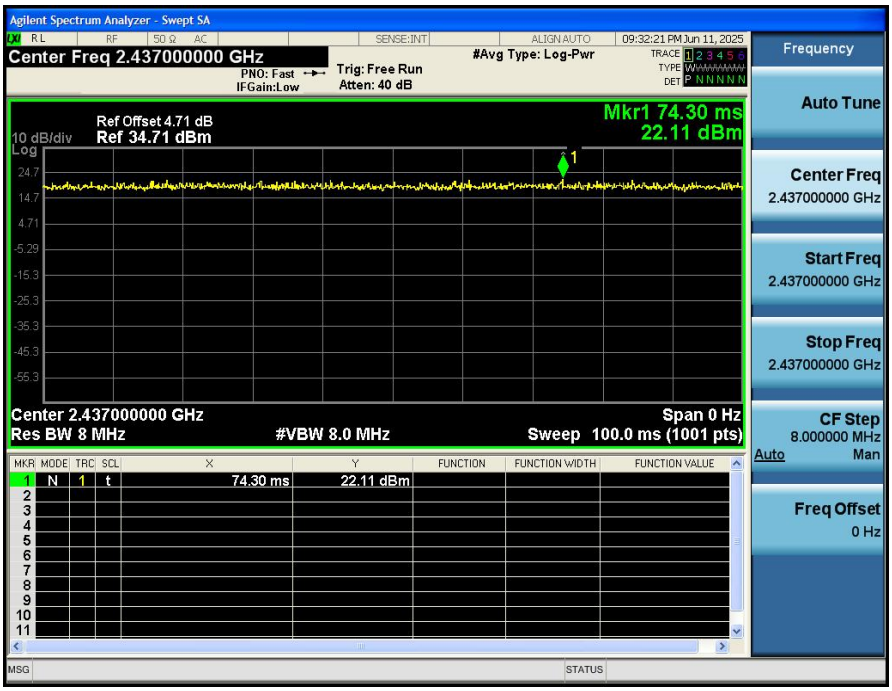

Duty_Cycle_NVNT_ANT1_802_11g_2462

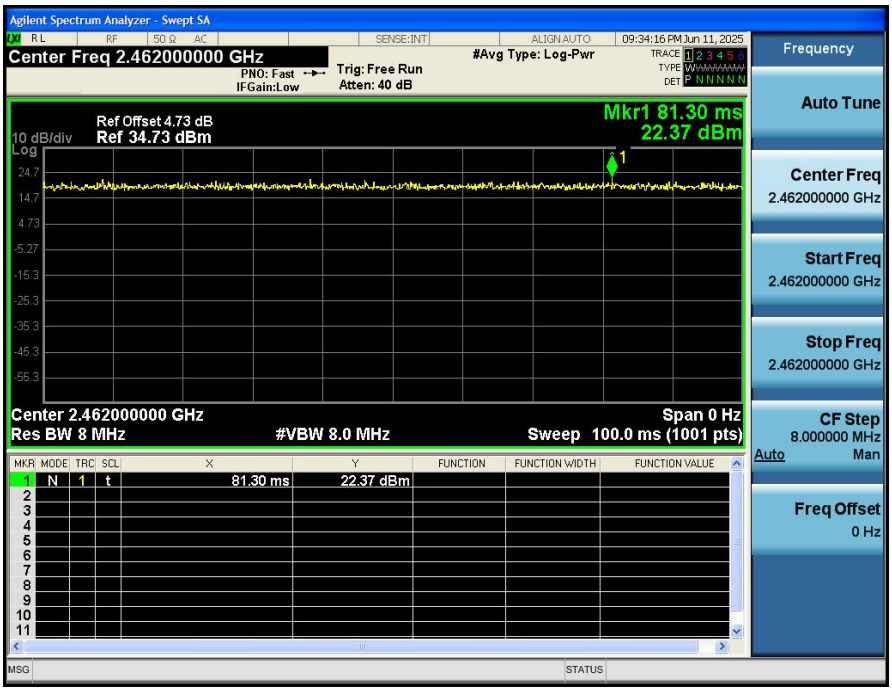

Duty_Cycle_NVNT_ANT1_802_11n(HT20)_2412

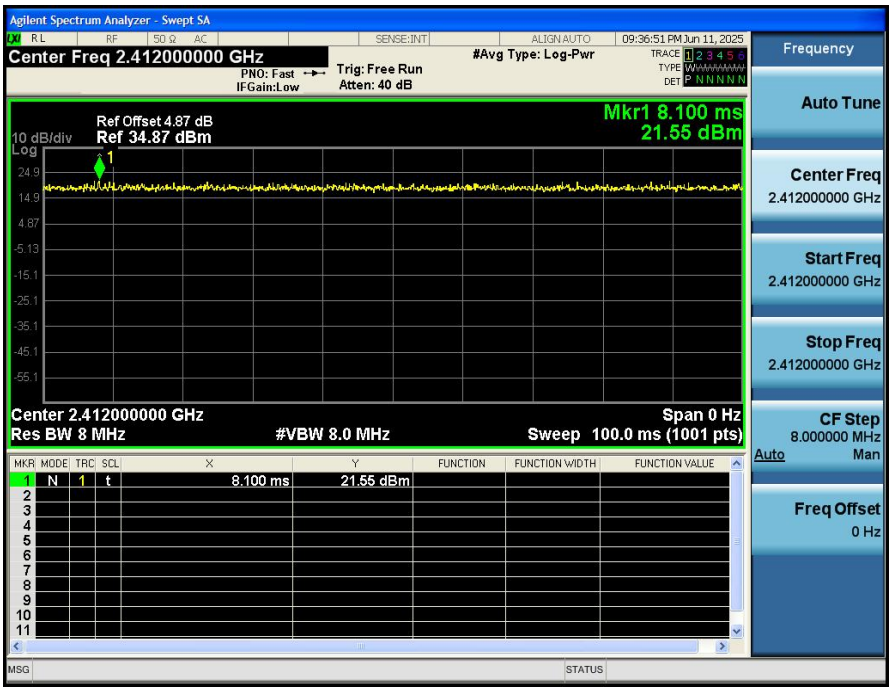

Duty_Cycle_NVNT_ANT1_802_11n(HT20)_2437

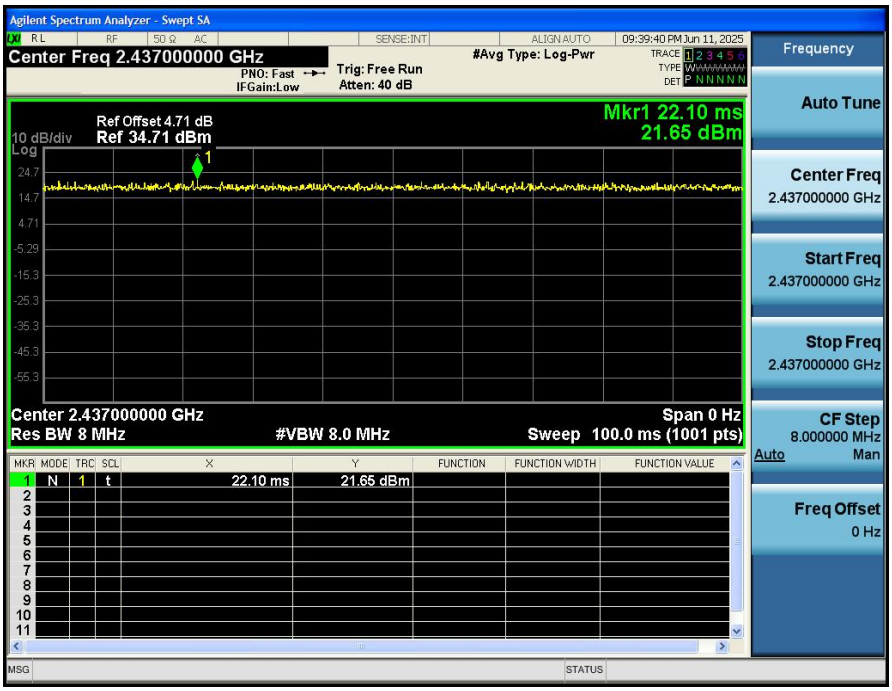

Duty_Cycle_NVNT_ANT1_802_11n(HT20)_2462

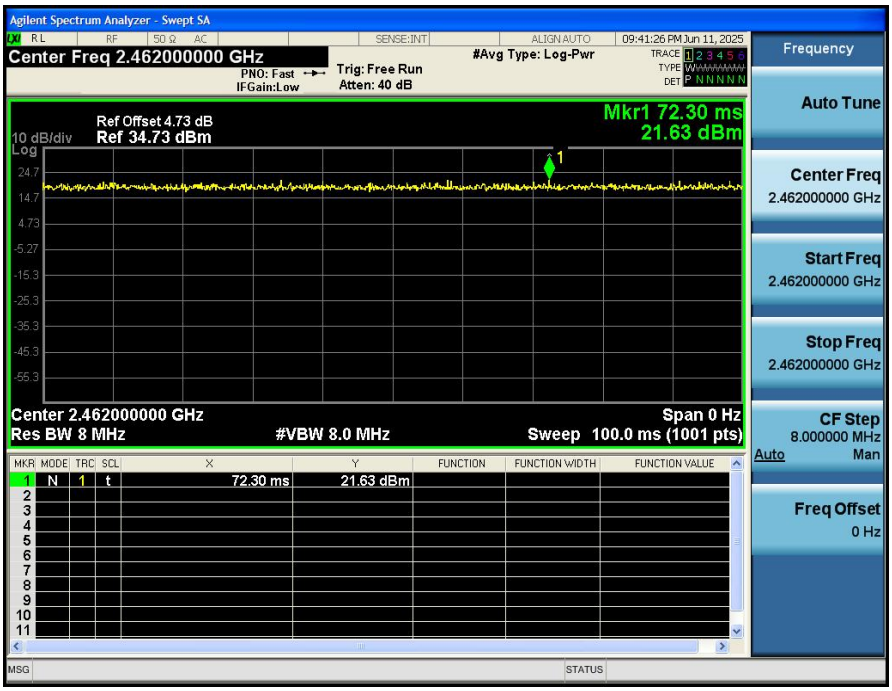

Appendix D: MAX. Output Power

Condition	Antenna	Modulation	Frequency (MHz)	Detector	Conducted Power(dBm)	Duty factor(dB)	Total Power(dBm)	limit(dBm)	Result
NVNT	ANT1	802.11b	2412.00	RMS	13.89	0.00	13.89	30	Pass
NVNT	ANT1	802.11b	2437.00	RMS	13.58	0.00	13.58	30	Pass
NVNT	ANT1	802.11b	2462.00	RMS	13.69	0.00	13.69	30	Pass
NVNT	ANT1	802.11g	2412.00	RMS	**14.01**	0.00	14.01	30	Pass
NVNT	ANT1	802.11g	2437.00	RMS	13.66	0.00	13.66	30	Pass
NVNT	ANT1	802.11g	2462.00	RMS	13.65	0.00	13.65	30	Pass
NVNT	ANT1	802.11n(HT20)	2412.00	RMS	13.68	0.00	13.68	30	Pass
NVNT	ANT1	802.11n(HT20)	2437.00	RMS	13.53	0.00	13.53	30	Pass
NVNT	ANT1	802.11n(HT20)	2462.00	RMS	13.49	0.00	13.49	30	Pass

Note：1.The cable loss are compensated in the graph.

MAX__Output_Power_NVNT_ANT1_802_11b_2412

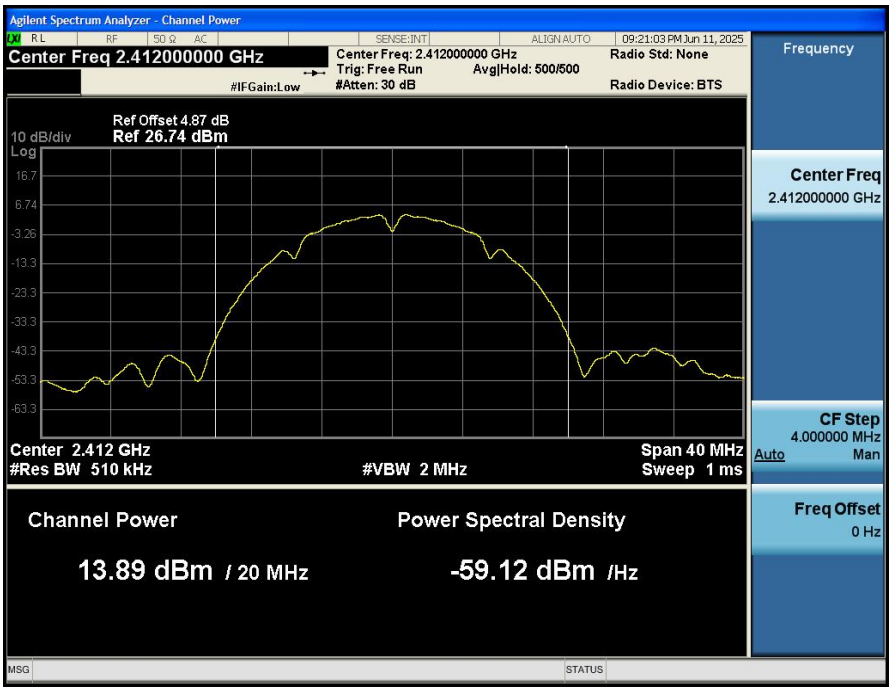

MAX__Output_Power_NVNT_ANT1_802_11b_2437

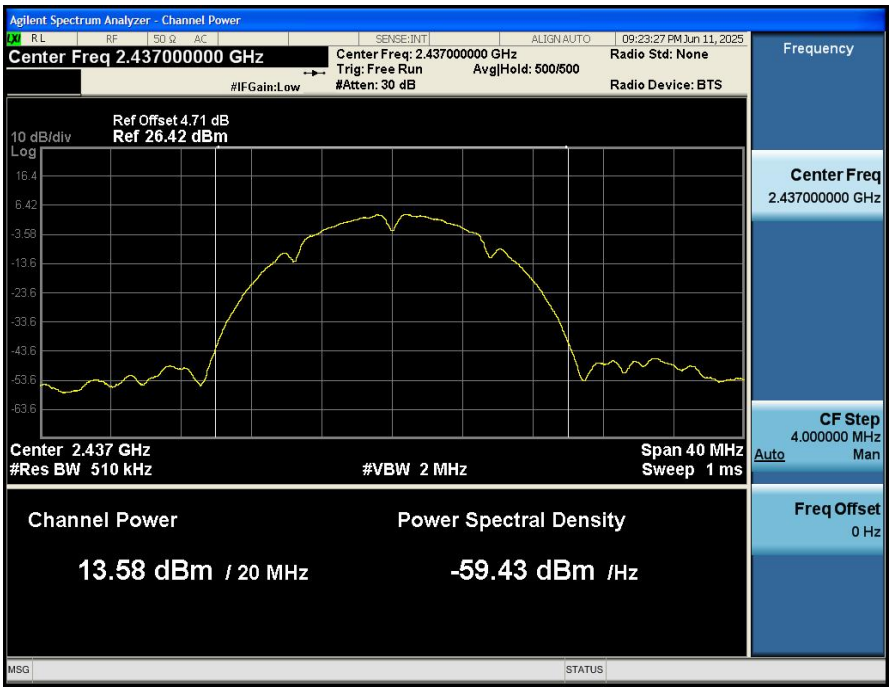

MAX__Output_Power_NVNT_ANT1_802_11b_2462

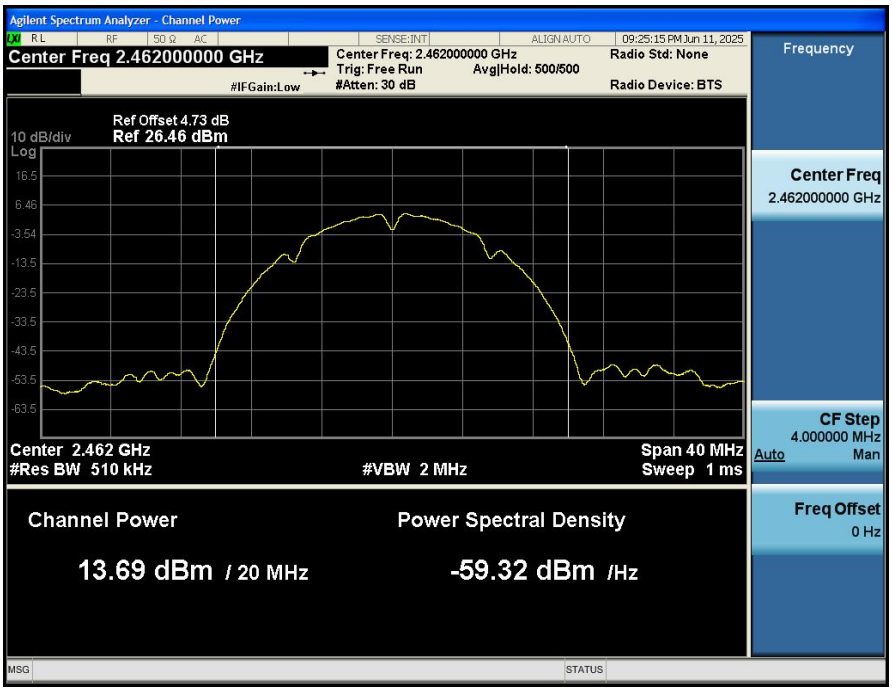

MAX__Output_Power_NVNT_ANT1_802_11g_2412

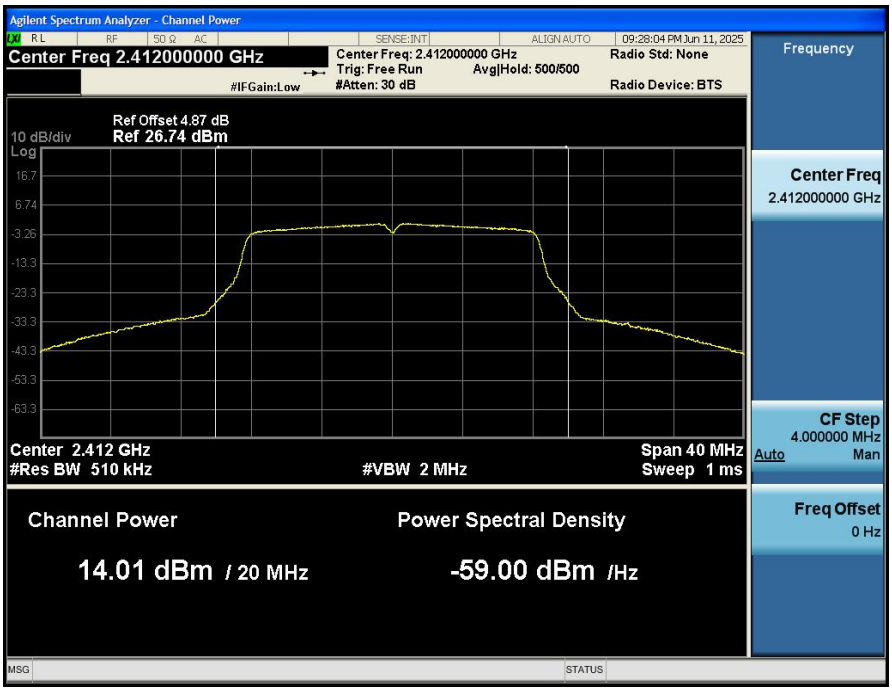

MAX__Output_Power_NVNT_ANT1_802_11g_2437

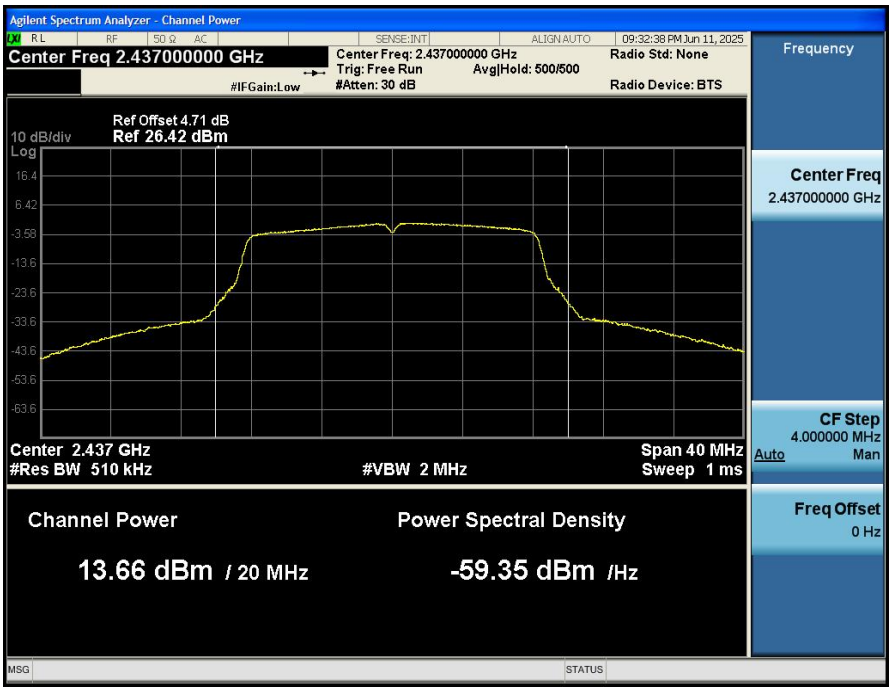

MAX__Output_Power_NVNT_ANT1_802_11g_2462

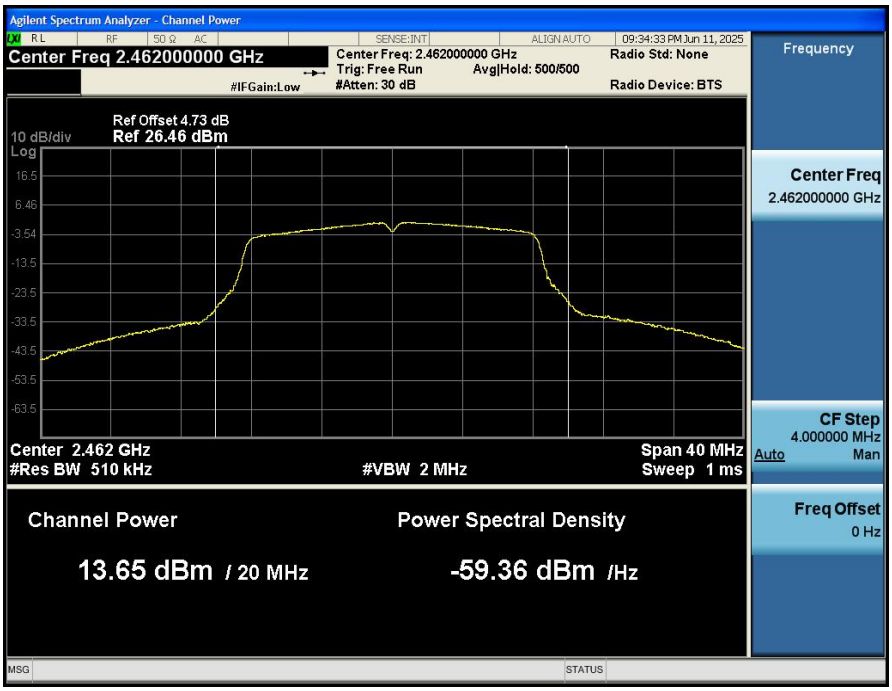

MAX__Output_Power_NVNT_ANT1_802_11n(HT20)_2412

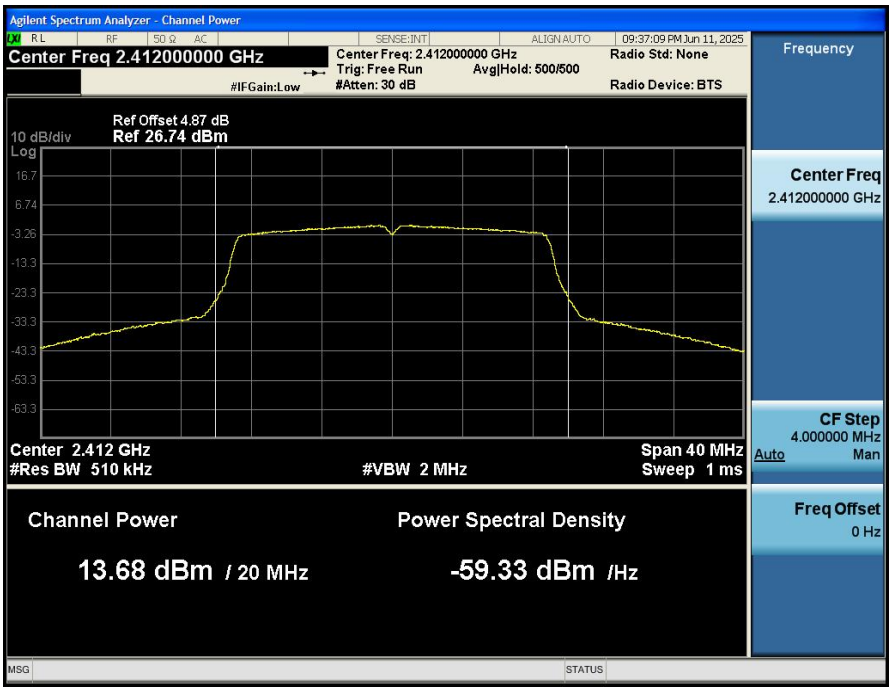

MAX__Output_Power_NVNT_ANT1_802_11n(HT20)_2437

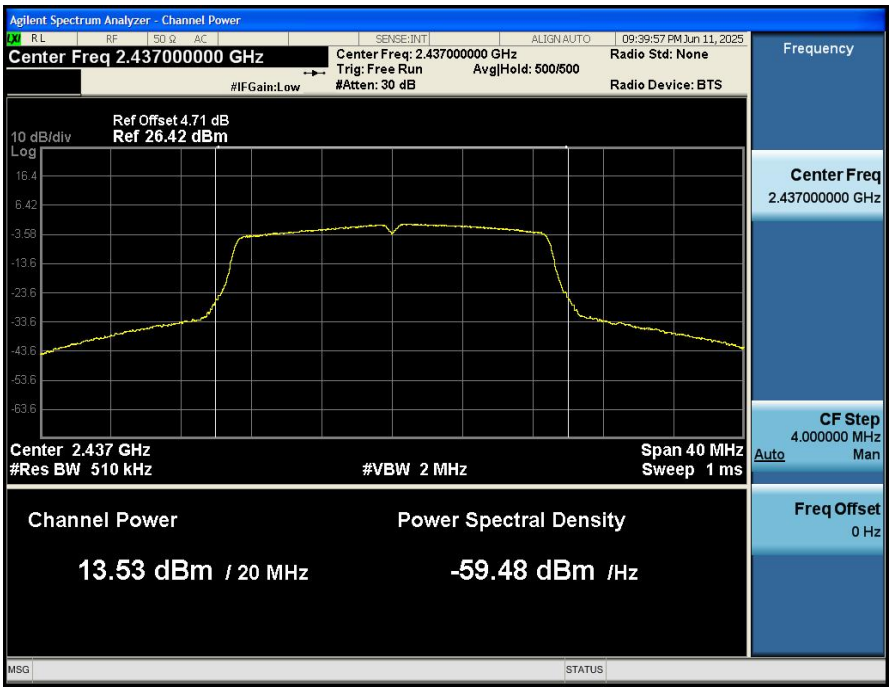

MAX__Output_Power_NVNT_ANT1_802_11n(HT20)_2462

Appendix E: Power Spectral Density

Condition	Antenna	Modulation	Frequency (MHz)	SA_PSD(dBm/30kHz)	Duty factor(dB)	RB factor(dB)	PSD(dBm/3kHz)	limit(dBm/3kHz)	Result
NVNT	ANT1	802.11b	2412.00	2.75	0.00	-10.00	-7.25	8	Pass
NVNT	ANT1	802.11b	2437.00	2.46	0.00	-10.00	-7.54	8	Pass
NVNT	ANT1	802.11b	2462.00	2.24	0.00	-10.00	-7.76	8	Pass
NVNT	ANT1	802.11g	2412.00	-0.07	0.00	-10.00	-10.07	8	Pass
NVNT	ANT1	802.11g	2437.00	-0.76	0.00	-10.00	-10.76	8	Pass
NVNT	ANT1	802.11g	2462.00	-0.08	0.00	-10.00	-10.08	8	Pass
NVNT	ANT1	802.11n(HT20)	2412.00	0.13	0.00	-10.00	-9.87	8	Pass
NVNT	ANT1	802.11n(HT20)	2437.00	-0.80	0.00	-10.00	-10.80	8	Pass
NVNT	ANT1	802.11n(HT20)	2462.00	-0.54	0.00	-10.00	-10.54	8	Pass

Note：1.The cable loss are compensated in the graph.

2.PSD(dBm/3kHz)= PSD(dBm/30kHz)- (10*log(30/3)).

Power_Spectral_Density_NVNT_ANT1_802_11b_2412

Power_Spectral_Density_NVNT_ANT1_802_11b_2437