User Manual

MagSafe Power Bank

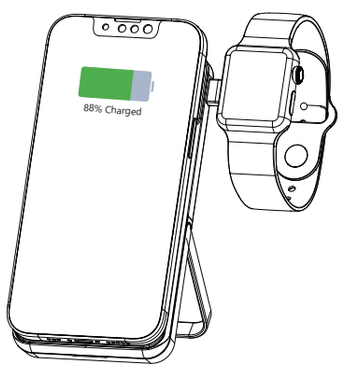

Model: MP01

Thank you for purchasing and using this Product!

Please read this operation instruction carefully before using this product.

⚠ Attention

1. Do not squeeze or collide vigorously.
2. Please do not disassemble or put into the fire or water in the powered state to avoid short circuit and leakage.
3. Please do not use in severe high temperature, high humidity or corrosive environment to avoid damage to the circuit and leakage.
4. Please do not place magnetic cards with magnetic stripes or chips (ID cards, bank cards, etc.) on the wireless charging board to avoid magnetic card failure.
5. Please do not place metal (coins and other metal objects) on the wireless charging pad while charging, to avoid heat damage.

MADE IN CHINA

Specifications

Battery Capacity	10000mAh / 3.7V 37Wh
Lightning Input	5V⎓2.0A / 9V⎓2A
Type C Input & Output	5V⎓2.5A / 9V⎓2A / 12V⎓1.67A
Wireless Charging Output Power	5W / 7.5W / 10W / 15W
Size	140*70.6*17.5mm
Material	ABS+PC / Aluminum Alloy

※ for Fast charging mode, 18W or above power adapter is required as its power source.

Product Description

1. 10000mAh polymer lithium battery.
2. 3 in 1 magnetic wireless charging power bank, can charge iPhone, AirPods and Apple watch.
3. Both USB input/output are 20W fast charging, support PD QC3.0 fast charging.
4. 15W wireless charging output.
5. Bracket design, 60°angle conform ergonomic design, can watch movie while charging.

Product Detail Part

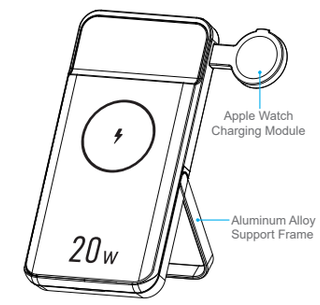

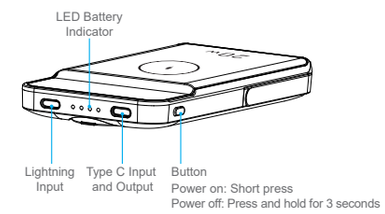

使用说明书

磁吸式无线充电宝

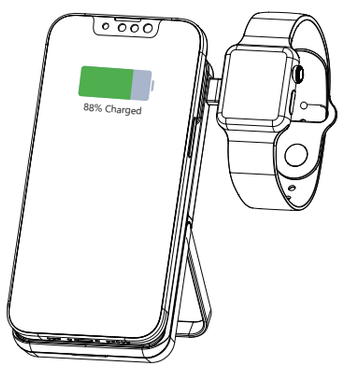

产品型号: MP01

感谢您购买和使用本产品!

使用本产品前请仔细阅读本操作说明。

⚠ 注意事项

1. 请勿大力挤压或碰撞。
2. 请不要在通电状态下自行拆解或投入火中，水中，避免短路漏电。
3. 请不要在严重高温，高潮湿或腐蚀性环境下使用，避免损坏电路出现漏电。
4. 请不要将带有磁条或芯片的磁卡（身份证，银行卡等）放置在无线充电板上，避免造成磁卡失效。
5. 请不要在充电时将金属（硬币等金属物体）放置在无线充电板上，以免造成发热损坏。

MADE IN CHINA

参数规格

电池容量	10000mAh / 3.7V 37Wh
Lightning 输入	5V⎓2.0A / 9V⎓2A
Type C 输入和输出	5V⎓2.5A / 9V⎓2A / 12V⎓1.67A
无线充电输出功率	5W / 7.5W / 10W / 15W
尺寸	140*70.6*17.5mm
材质	ABS+PC / 铝合金

※ 快速充电模式需使用快充18W或18W以上适配器

产品特点

1. 10000mAh聚合物锂电池。
2. 3 in 1 磁吸式无线充电移动电源，可以给iPhone, AirPods, Apple watch进行充电。
3. USB输入/输出都是20W快速充电，支持PD QC3.0 快速充电。
4. 15W无线充电输出。
5. 支架式设计，60°角度符合人体工程学设计，可以边看电影边充电。

产品部件指示

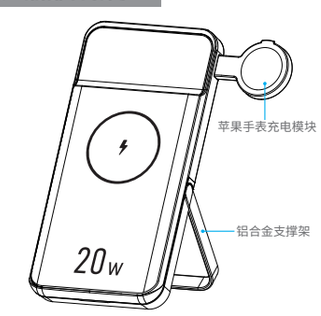

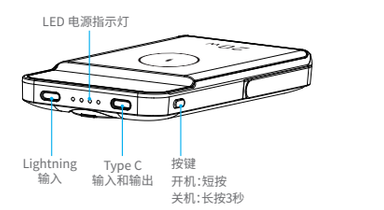

사용설명서

맥세이프 타입 무선충전 보조배터리

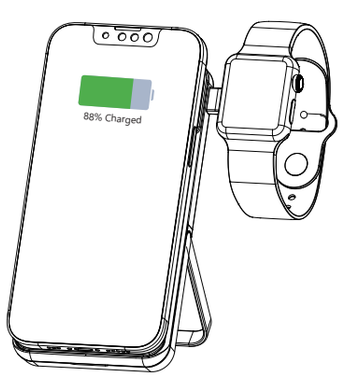

모델넘버 ： MP01

본제품을 구입하여 주신 소비자 여러분께 깊이 감사드립니다.

위하여 사용 설명서를 충분히 읽고 사용하시기 바랍니다.

⚠ 주의사항

1. 충격이나 무리한 압력을 주지 마십시오.
2. 충전 중에 분해를 하거나 물이나 불에 가까지 하지 마십시오.
3. 고온, 고습, 부식성이 있는 있는 환경에서 사용하지 마십시오.
4. 자성이 있는 신분증, 은행카드와 함께 무선 충전을 하지 마십시오.
5. 무선충전 층에 금속물을 무선충전 부위에 두지 마십시오.

MADE IN CHINA

제품 규격

배터리 용량	10000mAh / 3.7V 37Wh
Lighting input	5V⎓2.0A / 9V⎓2A
Type C input & output	5V⎓2.5A / 9V⎓2A / 12V⎓1.67A
무선충전 output	5W / 7.5W / 10W / 15W
사이즈	140*70.6*17.5mm
재질	ABS+PC / 알루미늄 합금

※ 고속충전을 위해서는 고속18W 또는 18W 이상의 충전기를 사용해야 함

제품 특징

1. 10000mAh 리튬폴리머 배터리 사용
2. 3 in 1 맥세이프 무선충전 보조배터리로 아이폰, 에어팟, 애플워치의 무선충전 지원
3. USB 입출력 모두 20W 고속 충전이며 PD 와 QC 3.0 고속 충전을 지원
4. 15W 무선충전 출력
5. 거치대형 스타일로 60° 각도로 세울 수 있어 편리하게 동영상을 보면서 충전을 할 수 있슴

제품 부위 설명

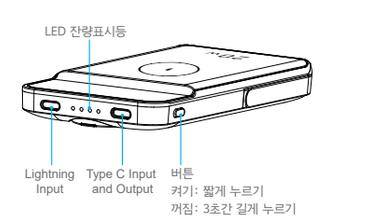

FCC Requirement

Any changes or modifications not expressly approved by the party responsible for compliance could void the user’s authority to operate the equipment. This device complies with Part 15 of the FCC Rules. Operation is subject to the following two conditions:

(1) this device may not cause harmful interference, and

(2) this device must accept any interference received, including interference that may cause undesired operation. Note: This equipment has been tested and found to comply with the limits for a Class B digital device, pursuant to Part 15 of the FCC Rules. These limits are designed to provide reasonable protection against harmful interference in a residential installation. This equipment generates, uses, and can radiate radio frequency energy, and if not installed and used in accordance with the instructions, may cause harmful interference to radio communications. However, there is no guarantee that interference will not occur in a particular installation. If this equipment does cause harmful interference to radio or television reception, which can be determined by turning the equipment off and on, the user is encouraged to try to correct the interference by one or more of the following measures: – Reorient or relocate the receiving antenna. – Increase the separation between the equipment and receiver. – Connect the equipment into an outlet on a circuit different from that to which the receiver is connected. – Consult the dealer or an experienced radio/TV technician for help.