Wireless Charger
User Guide

Model:Q10

About Magnet

This wireless charger is designed attracted-magnetically, iPhone12 series mobile phone can be attracted instantly. Please use Magsafe phone case for perfect attracting and wireless charging if you need a protective case.

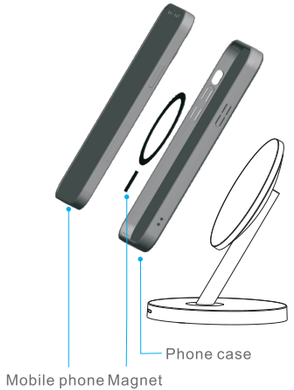

Tips:Magsafe phone case need to be purchased separately.

About adapter

The Max Output: Apple 7.5W, Samsung 10W. Please use PD or QC 3.0 adapter.
The wireless charging can be 5W only if chosing a 5V2A adapter.

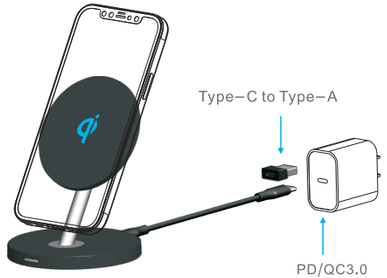

Tips: PD/QC 3.0 adapter need to be purchased separately.

LED indicator light

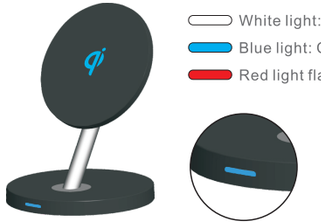

Product Specification

Fast Wireless Charger

- Input: 5V⎓2A/9V⎓1.67A/12V⎓1.5A
- Output: 5V⎓1.0A/9V⎓1.20A
- Charging Efficiency: 70%

⚠ The LED light turns red during wireless charging to indicate a charging failure.

The following situation can cause failures, like charging slowly, stop charging, over-temperature for charging position.

1. The adapter is not run up to standard (No PC USB output power supply).
2. The charging cable is not up to standard.
3. The phone case is too thick (within 2mm thickness phone case recommended).
4. There is metal on the back of cell phone or phone case.
5. Smartphone does not support wireless charging function.

⚠ Attention

1. Please keep the charger away from water or other liquid.
2. If you need to clean the charger, please make sure it is not connected to power supply.
3. Using Environment temperature remains –20~45℃.

MADE IN CHINA

C/ / ² I·NJyλyƎ {űI·űŜY˙Ŝyű

/KI·yƎŜă 2NJ Y˙2ŘλŦλŎI·űλ2yã y2ű ŜÈLJNJŜăăťè I·LJLJNJ2ØŜŘ ōè űKŜ LJI·NJűè NJŜăLJ2yãλōťŜ Ŧ2NJ Ŏ2Y˙LJťλI·yŎŜ Ŏ2dzťŘ Ø2λŘ űKŜ dzăŜNJ0ã I·dzűK2NJλűè

ű2 2LJŜNJI·űŜ űKŜ ŜIjdzλLJY˙Ŝyű¢ ¢Kλă ŜIjdzλLJY˙Ŝyű KI·ă ōŜŜY˙űŜăűŜŘ I·yŘ Ŧ2dzyŘ ű2 Ŏ2Y˙LJťè øλűK űKŜ ťλY˙λűă Ŧ2NJ I· /ťI·ăă . ŘλƎλűI·ť ŘŜØλŎŜΣ

LJdzNJădzI·yű ű2 tI·NJű мр 2Ŧ űKŜ C/ / wdzťŜă¢ ¢KŜăŜ ťλY˙λűă I·NJŜ ŘŜăλƎyŜŘ ű2 LJNJ2ØλŘŜ NJŜI·ă2yI·ōťŜ LJNJ2űŜŎűλ2y˙ I·ƎI·λyãű KI·NJY˙Ŧdzť

λyűŜNJŦŜNJŜyŎŜ λy˙ I· NJŜăλŘŜyűλI·ť λyãűI·ťťI·űλ2y¢ ¢Kλă ŜIjdzλLJY˙Ŝyű ƎŜyŜNJI·űŜă dzăŜă I·yŘ ŎI·y˙ NJI·ŘλI·űŜ NJI·Řλ2 ŦNJŜIjdzŜyŎè ŜyŜNJƎè I·yŘΣ λŦ y2ű

λyãűI·ťťŜŘ I·yŘ dzăŜŘ λy˙ I·ŎŎ2NJŘI·yŎŜ øλűK űKŜ λyãűNJdzŎűλ2yãΣ Y˙I·è ŎI·dzăŜ KI·NJY˙Ŧdzť λyűŜNJŦŜNJŜyŎŜ ű2 NJI·Řλ2 Ŏ2Y˙Y˙dzyλŎI·űλ2yã¢

I2øŜØŜNJΣ űKŜNJŜ λă y2 ƎdzI·NJI·yűŜŜ űKI·ű λyűŜNJŦŜNJŜyŎŜ øλťť y2ű 2ŎŎdzNJ λy˙ I· LJI·NJűλŎdzťI·NJ λyãűI·ťťI·űλ2y¢ LŦ űKλă ŜIjdzλLJY˙Ŝyű Ř2Ŝă ŎI·dzăŜ

KI·NJY˙Ŧdzť λyűŜNJŦŜNJŜyŎŜ ű2 NJI·Řλ2 2NJ űŜťŜØλăλ2y˙ NJŜŎŜLJűλ2yΣ øKλŎK ŎI·y˙ ōŜ ŘŜűŜNJY˙λyŜŘ ōè űdzNJyλyƎ űKŜ ŜIjdzλLJY˙Ŝyű 2ŦŦ I·yŘ 2yΣ űKŜ

dzăŜNJ λă ŜyŎ2dzNJI·ƎŜŘ ű2 ûNJè ű2 Ŏ2NJNJŜŎű űKŜ λyűŜNJŦŜNJŜyŎŜ ōè 2yŜ 2NJ Y˙2NJŜ 2Ŧ űKŜ Ŧ2ťť2øλyƎ YŜI·ădzNJŜăY

- - wŜ2NJλŜyű 2NJ NJŜť2ŎI·ûŜ ûKŜ NJŜŎŜλØλyƎ I·yűŜyyI·¢
- - LyŎNJŜI·ăŜ ûKŜ ăŜLJI·NJI·ûλ2y˙ōŜûøŜŜy˙ûKŜ ŜIjdzλLJY˙Ŝyű I·yŘ NJŜŎŜλØŜNJ¢
- - /2yyŜŎű ûKŜ ŜIjdzλLJY˙Ŝyű λyű2 I·y˙2dzûťŜű 2y˙I· ŎλNJŎdzλű ŘλŦŦŜNJŜyű ŦNJ2Y˙ ûKI·ű ű2 øKλŎK ûKŜ NJŜŎŜλØŜNJ λă Ŏ2yyŜŎûŜŘ¢
- - /2yãdzťű ûKŜ ŘŜI·ťŜNJ 2NJ I·y˙ŜÈLJŜNJλŜyŎŜŘ NJI·Řλ2κ¢± ûŜŎKyλŎλI·y˙Ŧ2NJ KŜťLJ¢

¢Kλă ŘŜØλŎŜ Ŏ2Y˙LJťλŜă øλűK LJI·NJű мр 2Ŧ ûKŜ C/ / wdzťŜă¢ hLJŜNJI·ûλ2y˙λă ădzõ?ŜŎű ű2 ûKŜ Ŧ2ťť2øλyƎ two conditions: (1) This device may not cause harmful interference, and (2) this device must accept any interference recei ved, including interference that may cause undesired operation.

wC 9ÈLJ2ădzNJŜY ! ŘλăűI·yŎŜ 2Ŧ мр ŎY˙ ăKI·ťť ōŜ YI·λyűI·λyŜŘ ōŜûøŜŜy˙ûKŜ I·yűŜyyI· I·yŘ dzăŜNJăΣ I·yŘ ûKŜ ûNJI·yãYλûûŜNJ Y˙I·è y2ű ōŜ Ŏ2-ť2ŎI·ûŜŘ øλûK

I·yè 2ûKŜNJ ûNJI·yãYλûûŜNJ 2NJ I·yûŜyyI·¢