Test Plot 1#: GSM 850_Head Left Cheek_Middle

DUT: Smart Phone; Type: A630; Serial: RDG191022026-SA-S1

Communication System: Generic GSM; Frequency: 836.6 MHz;Duty Cycle: 1:8
Medium parameters used: f = 836.6 MHz; σ = 0.892 S/m; ε_r = 40.889; ρ = 1000 kg/m^3 ;
Phantom section: Left Section

DASY5 Configuration:

- Probe: EX3DV4 - SN7329; ConvF(9.97, 9.97, 9.97) @836.6 MHz; Calibrated: 2019/10/22
- Sensor-Surface: 1.4mm (Mechanical Surface Detection)
- Electronics: DAE4 Sn772; Calibrated: 2019/10/6
- Phantom: Twin SAM; Type: Twin SAM V5.0; Serial: TP:1412
- Measurement SW: DASY52, Version 52.10 (2); SEMCAD X Version 14.6.12 (7470)

Area Scan (121x71x1): Interpolated grid: dx=1.500 mm, dy=1.500 mm
Maximum value of SAR (interpolated) = 0.0531 W/kg

Zoom Scan (7x11x7)/Cube 0: Measurement grid: dx=8mm, dy=8mm, dz=5mm
Reference Value = 4.982 V/m; Power Drift = -0.04 dB
Peak SAR (extrapolated) = 0.0570 W/kg
SAR(1 g) = 0.044 W/kg; SAR(10 g) = 0.042 W/kg
Maximum value of SAR (measured) = 0.0504 W/kg



0 dB = 0.0504 W/kg = -12.98 dBW/kg

Test Plot 2#: GSM 850_Head Left Tilt_Middle

DUT: Smart Phone; Type: A630; Serial: RDG191022026-SA-S1

Communication System: Generic GSM; Frequency: 836.6 MHz;Duty Cycle: 1:8
Medium parameters used: f = 836.6 MHz; σ = 0.892 S/m; ε_r = 40.889; ρ = 1000 kg/m^3 ;
Phantom section: Left Section

DASY5 Configuration:

- Probe: EX3DV4 - SN7329; ConvF(9.97, 9.97, 9.97) @836.6 MHz; Calibrated: 2019/10/22
- Sensor-Surface: 1.4mm (Mechanical Surface Detection)
- Electronics: DAE4 Sn772; Calibrated: 2019/10/6
- Phantom: Twin SAM; Type: Twin SAM V5.0; Serial: TP:1412
- Measurement SW: DASY52, Version 52.10 (2); SEMCAD X Version 14.6.12 (7470)

Area Scan (121x71x1): Interpolated grid: dx=1.500 mm, dy=1.500 mm
Maximum value of SAR (interpolated) = 0.0538 W/kg

Zoom Scan (9x9x7)/Cube 0: Measurement grid: dx=8mm, dy=8mm, dz=5mm
Reference Value = 5.288 V/m; Power Drift = 0.08 dB
Peak SAR (extrapolated) = 0.0550 W/kg
SAR(1 g) = 0.039 W/kg; SAR(10 g) = 0.034 W/kg
Maximum value of SAR (measured) = 0.0441 W/kg

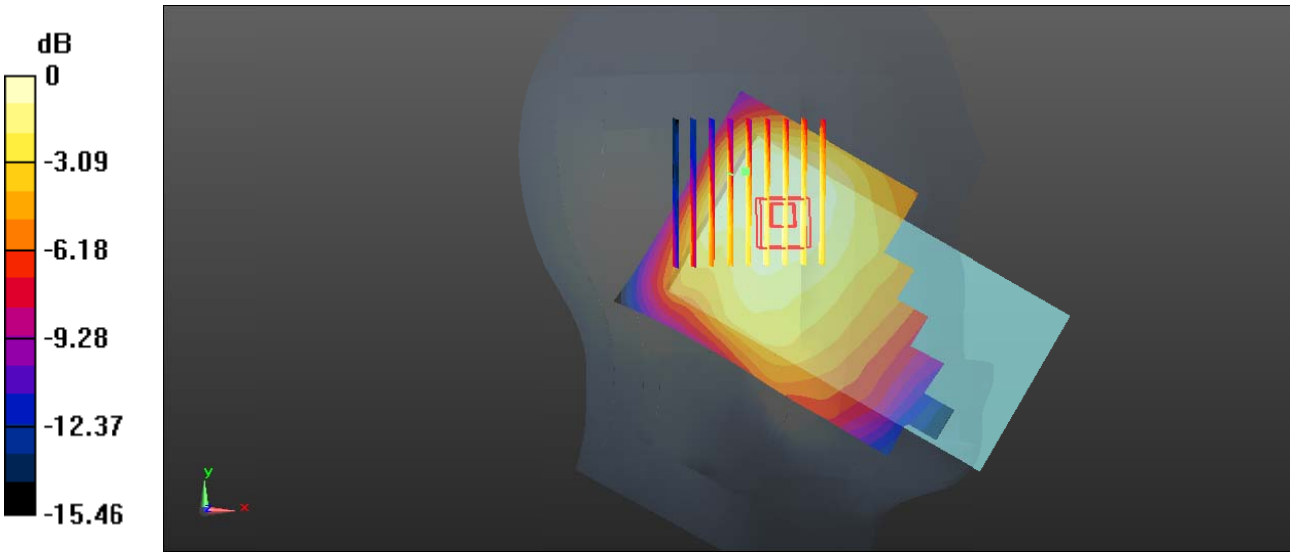

0 dB = 0.0441 W/kg = -13.56 dBW/kg

Test Plot 3#: GSM 850_Head Right Cheek_Middle

DUT: Smart Phone; Type: A630; Serial: RDG191022026-SA-S1

Communication System: Generic GSM; Frequency: 836.6 MHz;Duty Cycle: 1:8
Medium parameters used: f = 836.6 MHz; σ = 0.892 S/m; ε_r = 40.889; ρ = 1000 kg/m^3 ;
Phantom section: Right Section

DASY5 Configuration:

- Probe: EX3DV4 - SN7329; ConvF(9.97, 9.97, 9.97) @836.6 MHz; Calibrated: 2019/10/22
- Sensor-Surface: 1.4mm (Mechanical Surface Detection)
- Electronics: DAE4 Sn772; Calibrated: 2019/10/6
- Phantom: Twin SAM; Type: Twin SAM V5.0; Serial: TP:1412
- Measurement SW: DASY52, Version 52.10 (2); SEMCAD X Version 14.6.12 (7470)

Area Scan (121x71x1): Interpolated grid: dx=1.500 mm, dy=1.500 mm
Maximum value of SAR (interpolated) = 0.0585 W/kg

Zoom Scan (7x8x7)/Cube 0: Measurement grid: dx=8mm, dy=8mm, dz=5mm
Reference Value = 4.518 V/m; Power Drift = 0.03 dB
Peak SAR (extrapolated) = 0.0660 W/kg
SAR(1 g) = 0.053 W/kg; SAR(10 g) = 0.048 W/kg
Maximum value of SAR (measured) = 0.0580 W/kg



0 dB = 0.0580 W/kg = -12.37 dBW/kg

Test Plot 4#: GSM 850_Head Right Tilt_Middle

DUT: Smart Phone; Type: A630; Serial: RDG191022026-SA-S1

Communication System: Generic GSM; Frequency: 836.6 MHz;Duty Cycle: 1:8
Medium parameters used: f = 836.6 MHz; σ = 0.892 S/m; ε_r = 40.889; ρ = 1000 kg/m^3 ;
Phantom section: Right Section

DASY5 Configuration:

- Probe: EX3DV4 - SN7329; ConvF(9.97, 9.97, 9.97) @836.6 MHz; Calibrated: 2019/10/22
- Sensor-Surface: 1.4mm (Mechanical Surface Detection)
- Electronics: DAE4 Sn772; Calibrated: 2019/10/6
- Phantom: Twin SAM; Type: Twin SAM V5.0; Serial: TP:1412
- Measurement SW: DASY52, Version 52.10 (2); SEMCAD X Version 14.6.12 (7470)

Area Scan (121x71x1): Interpolated grid: dx=1.500 mm, dy=1.500 mm
Maximum value of SAR (interpolated) = 0.0657 W/kg

Zoom Scan (9x8x7)/Cube 0: Measurement grid: dx=8mm, dy=8mm, dz=5mm
Reference Value = 6.218 V/m; Power Drift = -0.05 dB
Peak SAR (extrapolated) = 0.0740 W/kg
SAR(1 g) = 0.045 W/kg; SAR(10 g) = 0.040 W/kg
Maximum value of SAR (measured) = 0.0520 W/kg

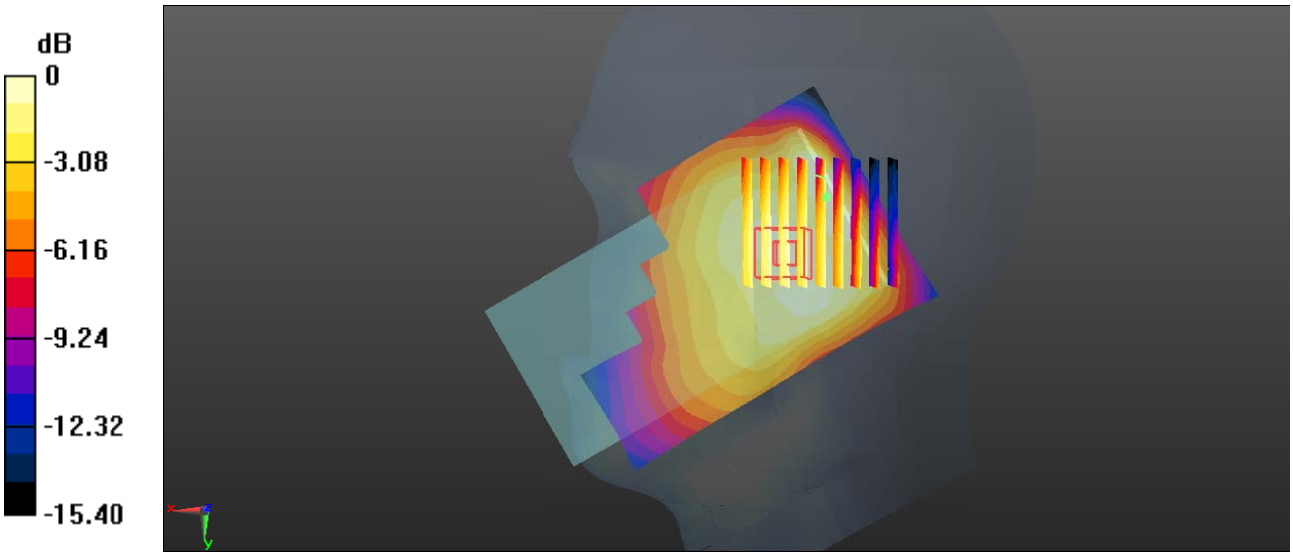

0 dB = 0.0520 W/kg = -12.84 dBW/kg

Test Plot 5#: GSM 850_Body Worn Back_Middle

DUT: Smart Phone; Type: A630; Serial: RDG191022026-SA-S1

Communication System: Generic GSM; Frequency: 836.6 MHz;Duty Cycle: 1:8
Medium parameters used: f = 836.6 MHz; σ = 0.892 S/m; ε_r = 40.889; ρ = 1000 kg/m^3 ;
Phantom section: Flat Section

DASY5 Configuration:

- Probe: EX3DV4 - SN7329; ConvF(9.97, 9.97, 9.97) @836.6 MHz; Calibrated: 2019/10/22
- Sensor-Surface: 1.4mm (Mechanical Surface Detection)
- Electronics: DAE4 Sn772; Calibrated: 2019/10/6
- Phantom: Twin SAM; Type: Twin SAM V5.0; Serial: TP:1412
- Measurement SW: DASY52, Version 52.10 (2); SEMCAD X Version 14.6.12 (7470)

Area Scan (121x71x1): Interpolated grid: dx=1.500 mm, dy=1.500 mm
Maximum value of SAR (interpolated) = 0.425 W/kg

Zoom Scan (5x5x7)/Cube 0: Measurement grid: dx=8mm, dy=8mm, dz=5mm
Reference Value = 9.978 V/m; Power Drift = -0.04 dB
Peak SAR (extrapolated) = 0.618 W/kg
SAR(1 g) = 0.306 W/kg; SAR(10 g) = 0.160 W/kg
Maximum value of SAR (measured) = 0.460 W/kg

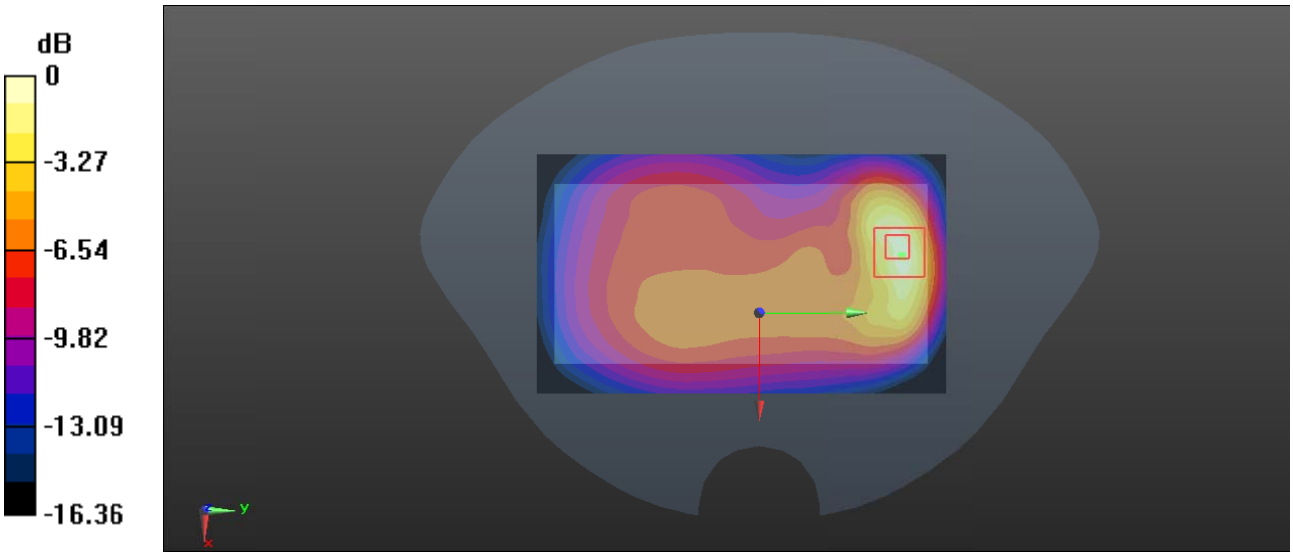

0 dB = 0.460 W/kg = -3.37 dBW/kg

Test Plot 6#: GSM 850_Body Worn Front _Middle

DUT: Smart Phone; Type: A630; Serial: RDG191022026-SA-S1

Communication System: Generic GSM; Frequency: 836.6 MHz;Duty Cycle: 1:8
Medium parameters used: f = 836.6 MHz; σ = 0.892 S/m; ε_r = 40.889; ρ = 1000 kg/m^3 ;
Phantom section: Flat Section

DASY5 Configuration:

- Probe: EX3DV4 - SN7329; ConvF(9.97, 9.97, 9.97) @836.6 MHz; Calibrated: 2019/10/22
- Sensor-Surface: 1.4mm (Mechanical Surface Detection)
- Electronics: DAE4 Sn772; Calibrated: 2019/10/6
- Phantom: Twin SAM; Type: Twin SAM V5.0; Serial: TP:1412
- Measurement SW: DASY52, Version 52.10 (2); SEMCAD X Version 14.6.12 (7470)

Area Scan (121x71x1): Interpolated grid: dx=1.500 mm, dy=1.500 mm
Maximum value of SAR (interpolated) = 0.0500 W/kg

Zoom Scan (5x5x7)/Cube 0: Measurement grid: dx=8mm, dy=8mm, dz=5mm
Reference Value = 5.605 V/m; Power Drift = 0.18 dB
Peak SAR (extrapolated) = 0.0590 W/kg
SAR(1 g) = 0.035 W/kg; SAR(10 g) = 0.022 W/kg
Maximum value of SAR (measured) = 0.0499 W/kg

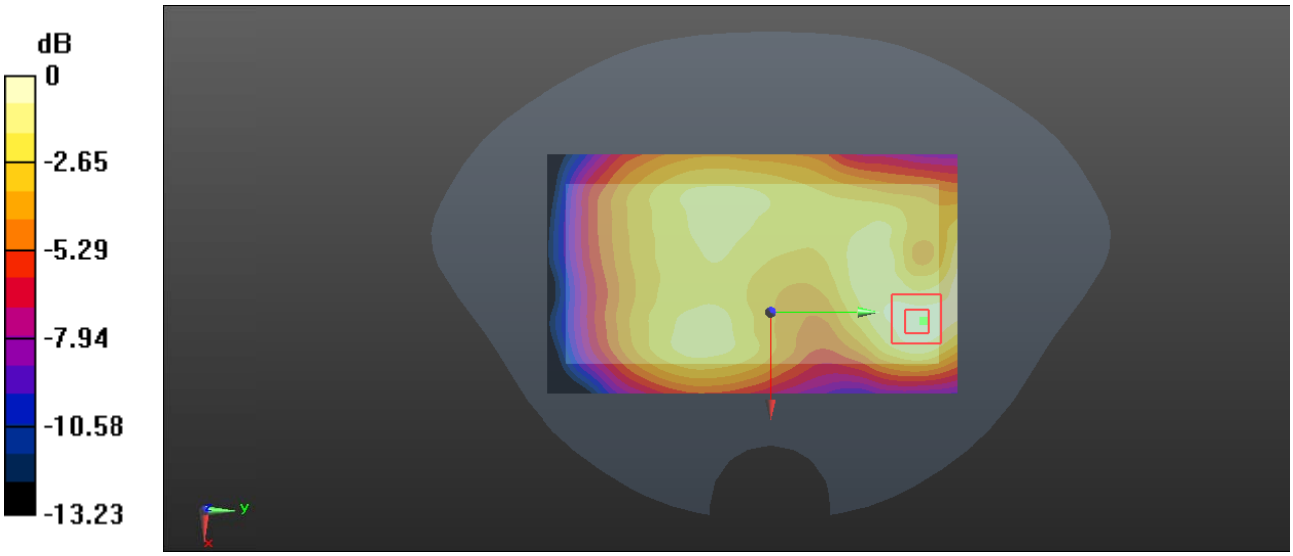

0 dB = 0.0499 W/kg = -13.02 dBW/kg

Test Plot 7#: GSM 850_Body Back_Middle

DUT: Smart Phone; Type: A630; Serial: RDG191022026-SA-S1

Communication System: Generic GPRS-4 slots; Frequency: 836.6 MHz;Duty Cycle: 1:2
Medium parameters used: f = 836.6 MHz; σ = 0.892 S/m; ε_r = 40.889; ρ = 1000 kg/m^3 ;
Phantom section: Flat Section

DASY5 Configuration:

- Probe: EX3DV4 - SN7329; ConvF(9.97, 9.97, 9.97) @836.6 MHz; Calibrated: 2019/10/22
- Sensor-Surface: 1.4mm (Mechanical Surface Detection)
- Electronics: DAE4 Sn772; Calibrated: 2019/10/6
- Phantom: Twin SAM; Type: Twin SAM V5.0; Serial: TP:1412
- Measurement SW: DASY52, Version 52.10 (2); SEMCAD X Version 14.6.12 (7470)

Area Scan (121x71x1): Interpolated grid: dx=1.500 mm, dy=1.500 mm
Maximum value of SAR (interpolated) = 1.03 W/kg

Zoom Scan (6x6x7)/Cube 0: Measurement grid: dx=8mm, dy=8mm, dz=5mm
Reference Value = 15.41 V/m; Power Drift = -0.03 dB
Peak SAR (extrapolated) = 1.40 W/kg
SAR(1 g) = 0.686 W/kg; SAR(10 g) = 0.357 W/kg
Maximum value of SAR (measured) = 1.11 W/kg

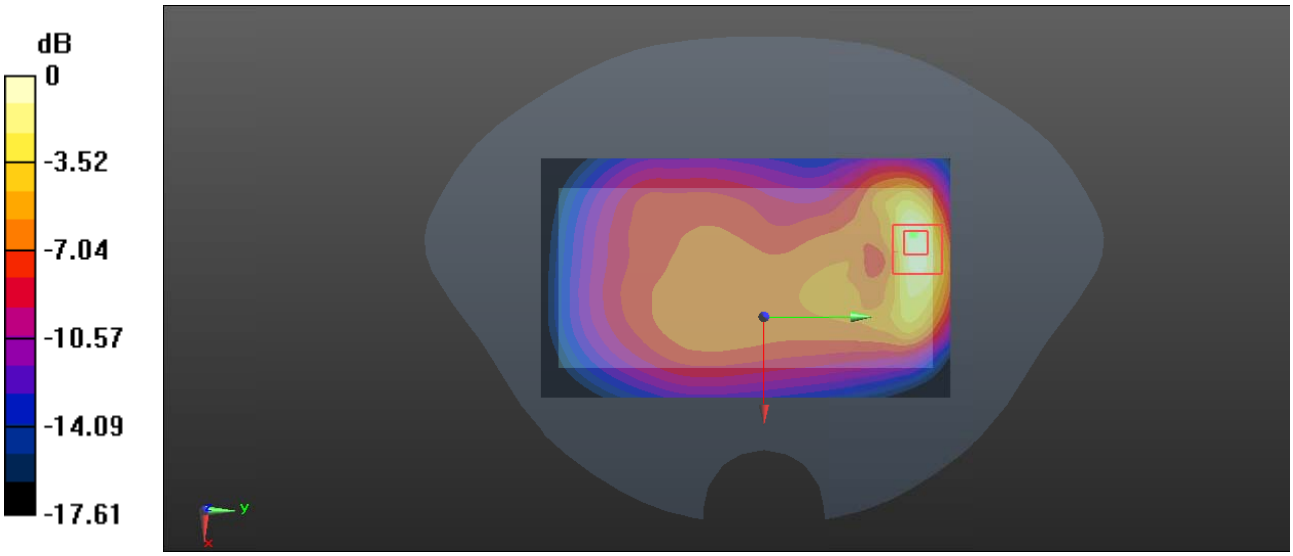

0 dB = 1.11 W/kg = 0.45 dBW/kg

Test Plot 8#: GSM 850_Body Front_Middle

DUT: Smart Phone; Type: A630; Serial: RDG191022026-SA-S1

Communication System: Generic GPRS-4 slots; Frequency: 836.6 MHz;Duty Cycle: 1:2
Medium parameters used: f = 836.6 MHz; σ = 0.892 S/m; ε_r = 40.889; ρ = 1000 kg/m^3 ;
Phantom section: Flat Section

DASY5 Configuration:

- Probe: EX3DV4 - SN7329; ConvF(9.97, 9.97, 9.97) @836.6 MHz; Calibrated: 2019/10/22
- Sensor-Surface: 1.4mm (Mechanical Surface Detection)
- Electronics: DAE4 Sn772; Calibrated: 2019/10/6
- Phantom: Twin SAM; Type: Twin SAM V5.0; Serial: TP:1412
- Measurement SW: DASY52, Version 52.10 (2); SEMCAD X Version 14.6.12 (7470)

Area Scan (131x71x1): Interpolated grid: dx=1.500 mm, dy=1.500 mm
Maximum value of SAR (interpolated) = 0.124 W/kg

Zoom Scan (7x7x7)/Cube 0: Measurement grid: dx=8mm, dy=8mm, dz=5mm
Reference Value = 8.024 V/m; Power Drift = 0.10 dB
Peak SAR (extrapolated) = 0.151 W/kg
SAR(1 g) = 0.090 W/kg; SAR(10 g) = 0.057 W/kg
Maximum value of SAR (measured) = 0.127 W/kg

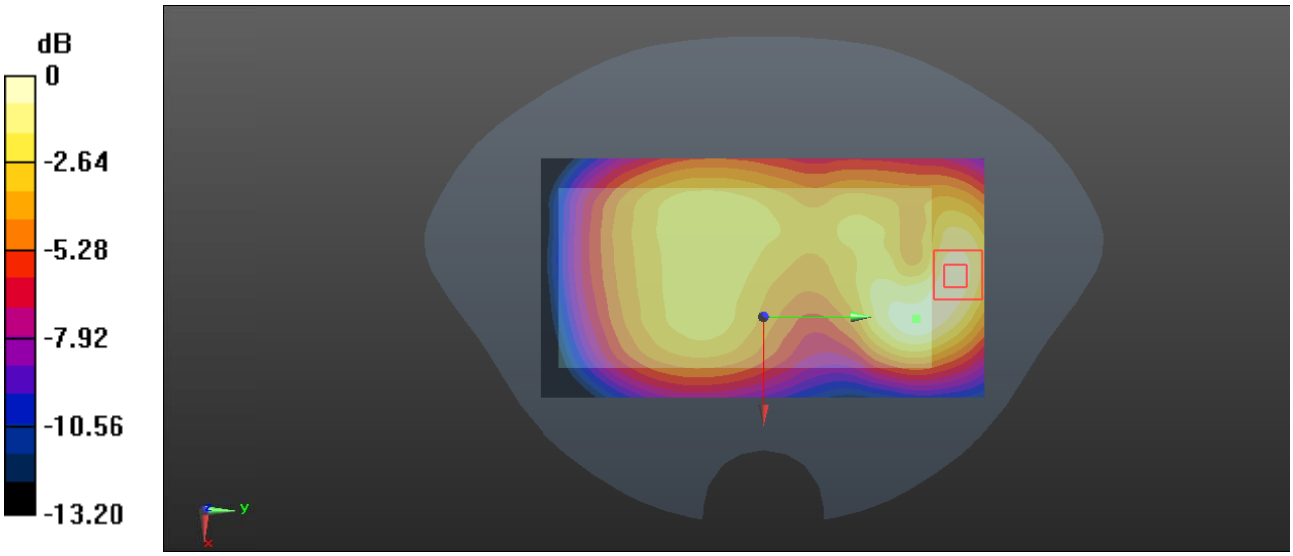

0 dB = 0.127 W/kg = -8.96 dBW/kg

Test Plot 9#: GSM 850_Body Left_Middle

DUT: Smart Phone; Type: A630; Serial: RDG191022026-SA-S1

Communication System: Generic GPRS-4 slots; Frequency: 836.6 MHz;Duty Cycle: 1:2
Medium parameters used: f = 836.6 MHz; σ = 0.892 S/m; ε_r = 40.889; ρ = 1000 kg/m^3 ;
Phantom section: Flat Section

DASY5 Configuration:

- Probe: EX3DV4 - SN7329; ConvF(9.97, 9.97, 9.97) @836.6 MHz; Calibrated: 2019/10/22
- Sensor-Surface: 1.4mm (Mechanical Surface Detection)
- Electronics: DAE4 Sn772; Calibrated: 2019/10/6
- Phantom: Twin SAM; Type: Twin SAM V5.0; Serial: TP:1412
- Measurement SW: DASY52, Version 52.10 (2); SEMCAD X Version 14.6.12 (7470)

Area Scan (121x41x1): Interpolated grid: dx=1.500 mm, dy=1.500 mm
Maximum value of SAR (interpolated) = 0.163 W/kg

Zoom Scan (5x5x7)/Cube 0: Measurement grid: dx=8mm, dy=8mm, dz=5mm
Reference Value = 8.943 V/m; Power Drift = 0.12 dB
Peak SAR (extrapolated) = 0.216 W/kg
SAR(1 g) = 0.135 W/kg; SAR(10 g) = 0.089 W/kg
Maximum value of SAR (measured) = 0.187 W/kg

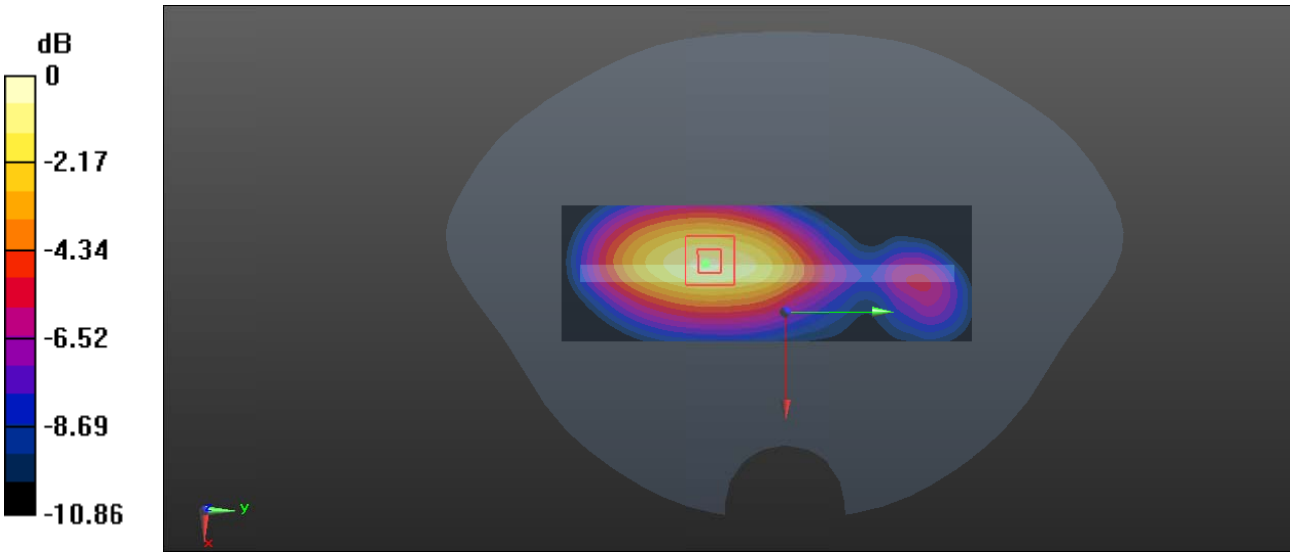

0 dB = 0.187 W/kg = -7.28 dBW/kg

Test Plot 10#: GSM 850_Body Bottom_Middle

DUT: Smart Phone; Type: A630; Serial: RDG191022026-SA-S1

Communication System: Generic GPRS-4 slots; Frequency: 836.6 MHz;Duty Cycle: 1:2
Medium parameters used: f = 836.6 MHz; σ = 0.892 S/m; ε_r = 40.889; ρ = 1000 kg/m^3 ;
Phantom section: Flat Section

DASY5 Configuration:

- Probe: EX3DV4 - SN7329; ConvF(9.97, 9.97, 9.97) @836.6 MHz; Calibrated: 2019/10/22
- Sensor-Surface: 1.4mm (Mechanical Surface Detection)
- Electronics: DAE4 Sn772; Calibrated: 2019/10/6
- Phantom: Twin SAM; Type: Twin SAM V5.0; Serial: TP:1412
- Measurement SW: DASY52, Version 52.10 (2); SEMCAD X Version 14.6.12 (7470)

Area Scan (71x41x1): Interpolated grid: dx=1.500 mm, dy=1.500 mm
Maximum value of SAR (interpolated) = 0.232 W/kg

Zoom Scan (5x6x7)/Cube 0: Measurement grid: dx=8mm, dy=8mm, dz=5mm
Reference Value = 7.541 V/m; Power Drift = 0.02 dB
Peak SAR (extrapolated) = 0.300 W/kg
SAR(1 g) = 0.162 W/kg; SAR(10 g) = 0.091 W/kg
Maximum value of SAR (measured) = 0.230 W/kg

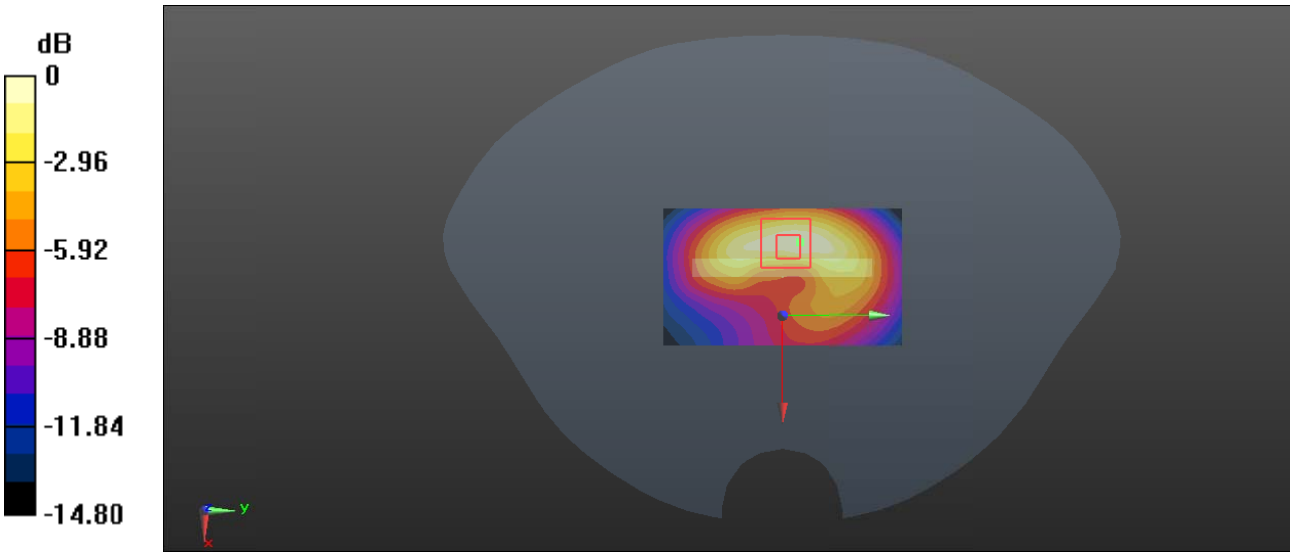

0 dB = 0.230 W/kg = -6.38 dBW/kg

Test Plot 11#: PCS 1900_Head Left Cheek_Middle

DUT: Smart Phone; Type: A630; Serial: RDG191022026-SA-S1

Communication System: Generic GSM; Frequency: 1880 MHz;Duty Cycle: 1:8
Medium parameters used: f = 1880 MHz; σ = 1.394 S/m; ε_r = 38.949; ρ = 1000 kg/m^3 ;
Phantom section: Left Section

DASY5 Configuration:

- Probe: EX3DV4 - SN7329; ConvF(8.29, 8.29, 8.29) @1880 MHz; Calibrated: 2019/10/22
- Sensor-Surface: 1.4mm (Mechanical Surface Detection)
- Electronics: DAE4 Sn772; Calibrated: 2019/10/6
- Phantom: Twin SAM; Type: Twin SAM V5.0; Serial: TP:1412
- Measurement SW: DASY52, Version 52.10 (2); SEMCAD X Version 14.6.12 (7470)

Area Scan (121x71x1): Interpolated grid: dx=1.500 mm, dy=1.500 mm
Maximum value of SAR (interpolated) = 0.0608 W/kg

Zoom Scan (5x5x7)/Cube 0: Measurement grid: dx=8mm, dy=8mm, dz=5mm
Reference Value = 4.548 V/m; Power Drift = 0.05 dB
Peak SAR (extrapolated) = 0.0690 W/kg
SAR(1 g) = 0.036 W/kg; SAR(10 g) = 0.020 W/kg
Maximum value of SAR (measured) = 0.0572 W/kg

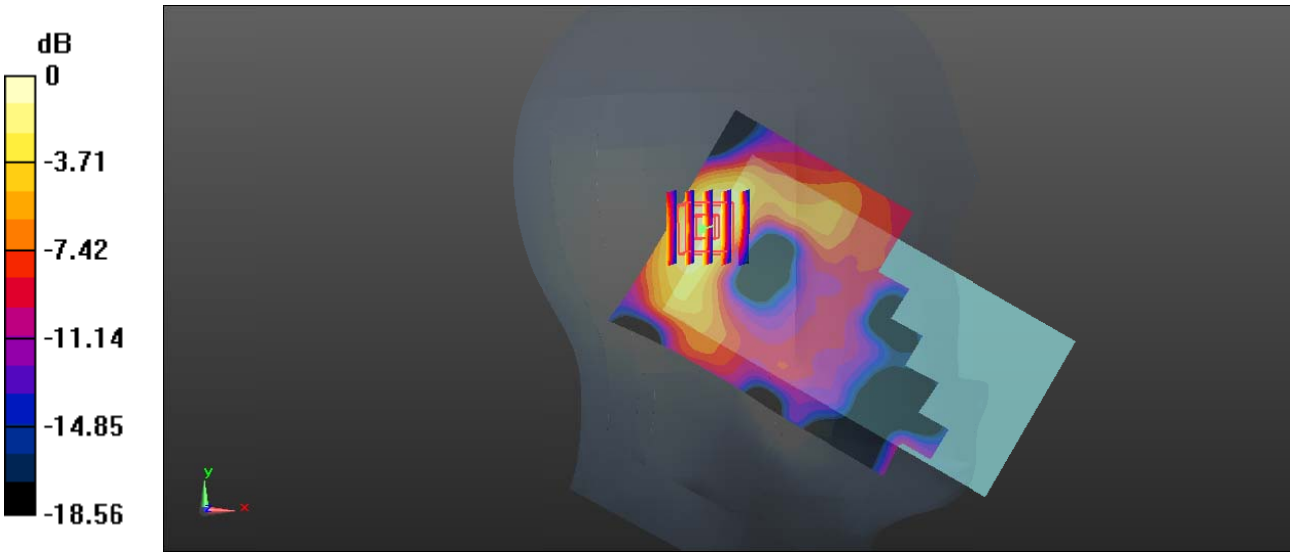

0 dB = 0.0572 W/kg = -12.43 dBW/kg

Test Plot 12#: PCS 1900_Head Left Tilt_Middle

DUT: Smart Phone; Type: A630; Serial: RDG191022026-SA-S1

Communication System: Generic GSM; Frequency: 1880 MHz;Duty Cycle: 1:8
Medium parameters used: f = 1880 MHz; σ = 1.394 S/m; ε_r = 38.949; ρ = 1000 kg/m^3 ;
Phantom section: Left Section

DASY5 Configuration:

- Probe: EX3DV4 - SN7329; ConvF(8.29, 8.29, 8.29) @1880 MHz; Calibrated: 2019/10/22
- Sensor-Surface: 1.4mm (Mechanical Surface Detection)
- Electronics: DAE4 Sn772; Calibrated: 2019/10/6
- Phantom: Twin SAM; Type: Twin SAM V5.0; Serial: TP:1412
- Measurement SW: DASY52, Version 52.10 (2); SEMCAD X Version 14.6.12 (7470)

Area Scan (121x71x1): Interpolated grid: dx=1.500 mm, dy=1.500 mm
Maximum value of SAR (interpolated) = 0.0405 W/kg

Zoom Scan (7x6x7)/Cube 0: Measurement grid: dx=8mm, dy=8mm, dz=5mm
Reference Value = 3.239 V/m; Power Drift = -0.16 dB
Peak SAR (extrapolated) = 0.0460 W/kg
SAR(1 g) = 0.025 W/kg; SAR(10 g) = 0.016 W/kg
Maximum value of SAR (measured) = 0.0379 W/kg



0 dB = 0.0379 W/kg = -14.21 dBW/kg

Test Plot 13#: PCS 1900_Head Right Cheek_Middle

DUT: Smart Phone; Type: A630; Serial: RDG191022026-SA-S1

Communication System: Generic GSM; Frequency: 1880 MHz;Duty Cycle: 1:8
Medium parameters used: f = 1880 MHz; σ = 1.394 S/m; ε_r = 38.949; ρ = 1000 kg/m^3 ;
Phantom section: Right Section

DASY5 Configuration:

- Probe: EX3DV4 - SN7329; ConvF(8.29, 8.29, 8.29) @1880 MHz; Calibrated: 2019/10/22
- Sensor-Surface: 1.4mm (Mechanical Surface Detection)
- Electronics: DAE4 Sn772; Calibrated: 2019/10/6
- Phantom: Twin SAM; Type: Twin SAM V5.0; Serial: TP:1412
- Measurement SW: DASY52, Version 52.10 (2); SEMCAD X Version 14.6.12 (7470)

Area Scan (121x71x1): Interpolated grid: dx=1.500 mm, dy=1.500 mm
Maximum value of SAR (interpolated) = 0.0571 W/kg

Zoom Scan (6x6x7)/Cube 0: Measurement grid: dx=8mm, dy=8mm, dz=5mm
Reference Value = 4.794 V/m; Power Drift = 0.10 dB
Peak SAR (extrapolated) = 0.0590 W/kg
SAR(1 g) = 0.035 W/kg; SAR(10 g) = 0.020 W/kg
Maximum value of SAR (measured) = 0.0478 W/kg

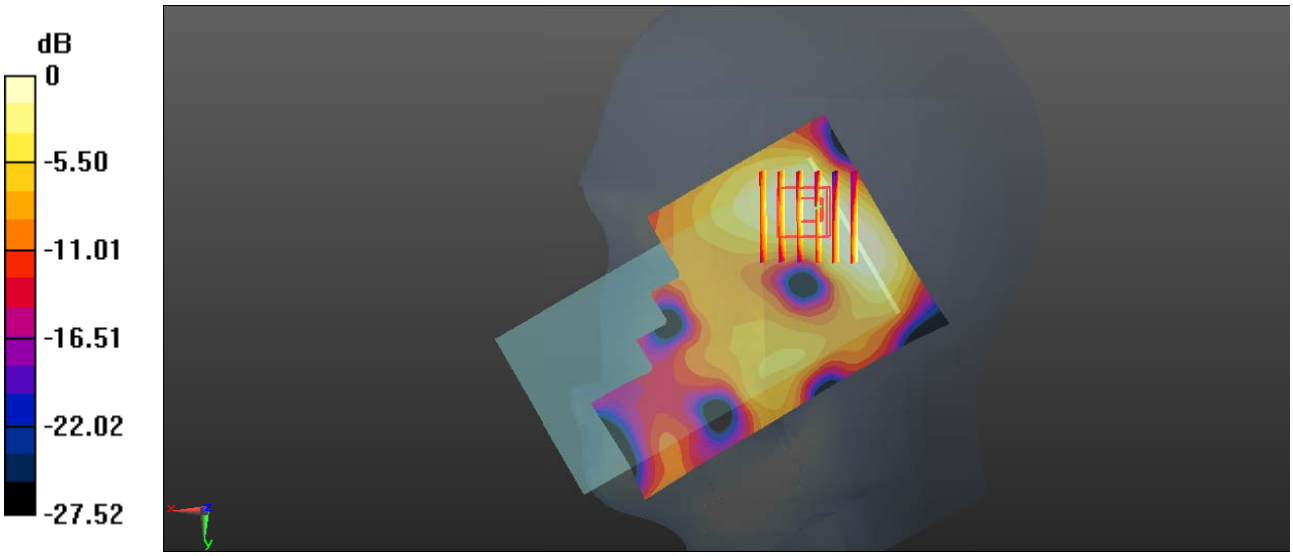

0 dB = 0.0478 W/kg = -13.21 dBW/kg

Test Plot 14#: PCS 1900_Head Right Tilt_Middle

DUT: Smart Phone; Type: A630; Serial: RDG191022026-SA-S1

Communication System: Generic GSM; Frequency: 1880 MHz;Duty Cycle: 1:8
Medium parameters used: f = 1880 MHz; σ = 1.394 S/m; ε_r = 38.949; ρ = 1000 kg/m^3 ;
Phantom section: Right Section

DASY5 Configuration:

- Probe: EX3DV4 - SN7329; ConvF(8.29, 8.29, 8.29) @1880 MHz; Calibrated: 2019/10/22
- Sensor-Surface: 1.4mm (Mechanical Surface Detection)
- Electronics: DAE4 Sn772; Calibrated: 2019/10/6
- Phantom: Twin SAM; Type: Twin SAM V5.0; Serial: TP:1412
- Measurement SW: DASY52, Version 52.10 (2); SEMCAD X Version 14.6.12 (7470)

Area Scan (121x71x1): Interpolated grid: dx=1.500 mm, dy=1.500 mm
Maximum value of SAR (interpolated) = 0.0424 W/kg

Zoom Scan (5x5x7)/Cube 0: Measurement grid: dx=8mm, dy=8mm, dz=5mm
Reference Value = 3.027 V/m; Power Drift = 0.14 dB
Peak SAR (extrapolated) = 0.0480 W/kg
SAR(1 g) = 0.031 W/kg; SAR(10 g) = 0.018 W/kg
Maximum value of SAR (measured) = 0.0418 W/kg

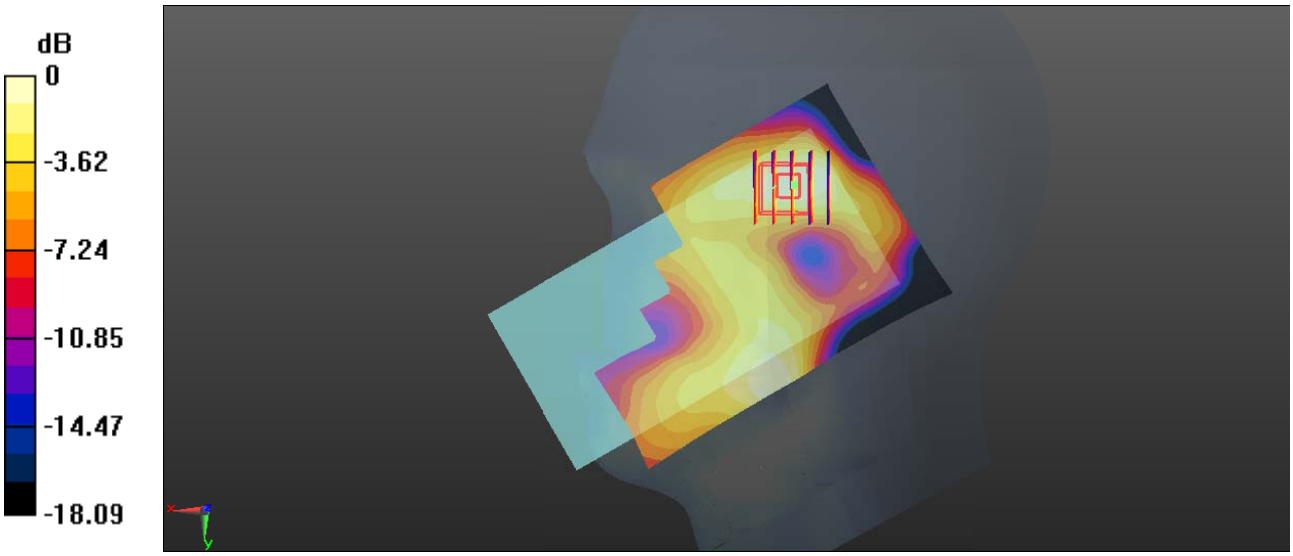

0 dB = 0.0418 W/kg = -13.79 dBW/kg

Test Plot 15#: PCS 1900_Body Worn Back_Middle

DUT: Smart Phone; Type: A630; Serial: RDG191022026-SA-S1

Communication System: Generic GSM; Frequency: 1880 MHz;Duty Cycle: 1:8
Medium parameters used: f = 1880 MHz; σ = 1.394 S/m; ε_r = 38.949; ρ = 1000 kg/m^3 ;
Phantom section: Flat Section

DASY5 Configuration:

- Probe: EX3DV4 - SN7329; ConvF(8.29, 8.29, 8.29) @1880 MHz; Calibrated: 2019/10/22
- Sensor-Surface: 1.4mm (Mechanical Surface Detection)
- Electronics: DAE4 Sn772; Calibrated: 2019/10/6
- Phantom: Twin SAM; Type: Twin SAM V5.0; Serial: TP:1412
- Measurement SW: DASY52, Version 52.10 (2); SEMCAD X Version 14.6.12 (7470)

Area Scan (121x71x1): Interpolated grid: dx=1.500 mm, dy=1.500 mm
Maximum value of SAR (interpolated) = 0.252 W/kg

Zoom Scan (5x5x7)/Cube 0: Measurement grid: dx=8mm, dy=8mm, dz=5mm
Reference Value = 4.471 V/m; Power Drift = -0.07 dB
Peak SAR (extrapolated) = 0.306 W/kg
SAR(1 g) = 0.169 W/kg; SAR(10 g) = 0.094 W/kg
Maximum value of SAR (measured) = 0.256 W/kg

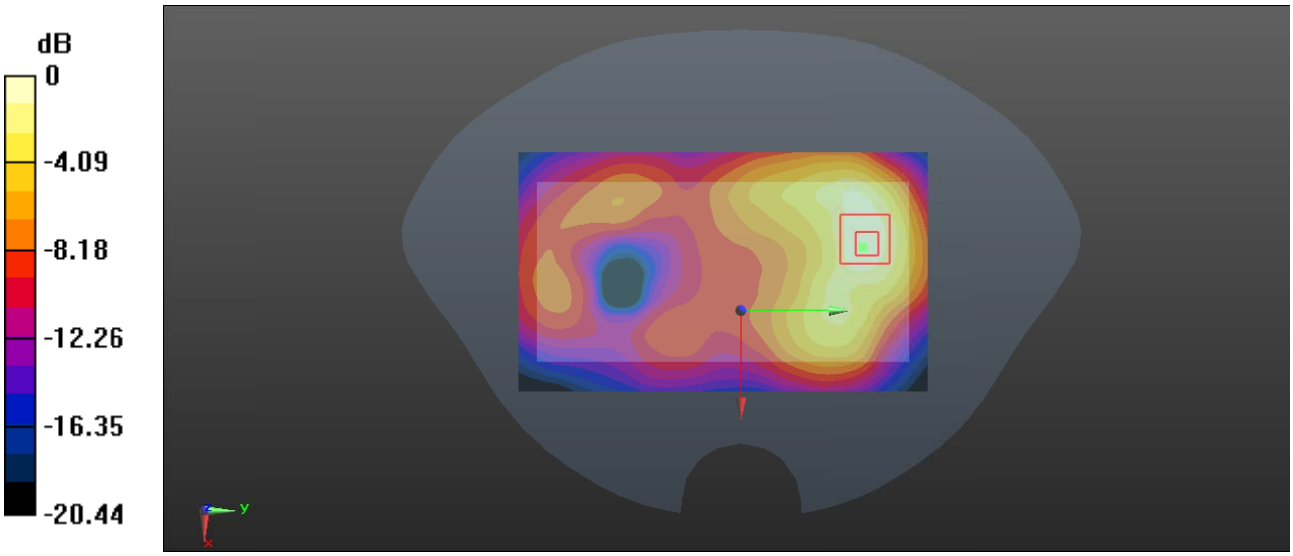

0 dB = 0.256 W/kg = -5.92 dBW/kg

Test Plot 16#: PCS 1900_Body Worn Front_Middle

DUT: Smart Phone; Type: A630; Serial: RDG191022026-SA-S1

Communication System: Generic GSM; Frequency: 1880 MHz;Duty Cycle: 1:8
Medium parameters used: f = 1880 MHz; σ = 1.394 S/m; ε_r = 38.949; ρ = 1000 kg/m^3 ;
Phantom section: Flat Section

DASY5 Configuration:

- Probe: EX3DV4 - SN7329; ConvF(8.29, 8.29, 8.29) @1880 MHz; Calibrated: 2019/10/22
- Sensor-Surface: 1.4mm (Mechanical Surface Detection)
- Electronics: DAE4 Sn772; Calibrated: 2019/10/6
- Phantom: Twin SAM; Type: Twin SAM V5.0; Serial: TP:1412
- Measurement SW: DASY52, Version 52.10 (2); SEMCAD X Version 14.6.12 (7470)

Area Scan (121x71x1): Interpolated grid: dx=1.500 mm, dy=1.500 mm
Maximum value of SAR (interpolated) = 0.114 W/kg

Zoom Scan (5x5x7)/Cube 0: Measurement grid: dx=8mm, dy=8mm, dz=5mm
Reference Value = 3.773 V/m; Power Drift = -0.15 dB
Peak SAR (extrapolated) = 0.129 W/kg
SAR(1 g) = 0.074 W/kg; SAR(10 g) = 0.044 W/kg
Maximum value of SAR (measured) = 0.110 W/kg

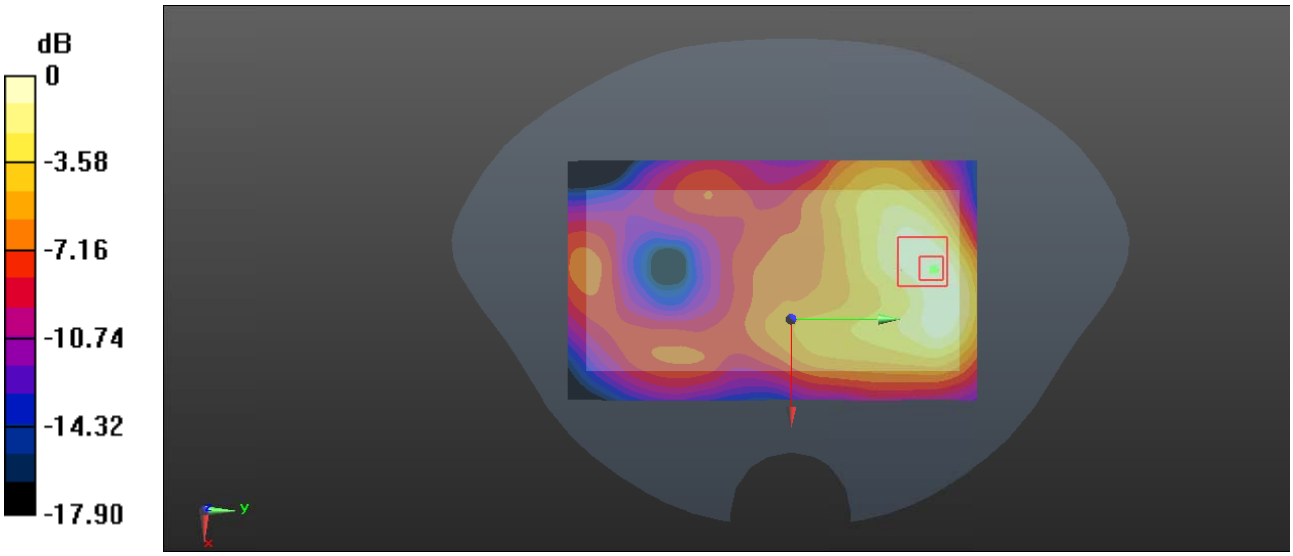

0 dB = 0.110 W/kg = -9.59 dBW/kg

Test Plot 17#: PCS 1900_Body Back_Middle

DUT: Smart Phone; Type: A630; Serial: RDG191022026-SA-S1

Communication System: Generic GPRS-4 slots; Frequency: 1880 MHz;Duty Cycle: 1:2
Medium parameters used: f = 1880 MHz; σ = 1.394 S/m; ε_r = 38.949; ρ = 1000 kg/m^3 ;
Phantom section: Flat Section

DASY5 Configuration:

- Probe: EX3DV4 - SN7329; ConvF(8.29, 8.29, 8.29) @1880 MHz; Calibrated: 2019/10/22
- Sensor-Surface: 1.4mm (Mechanical Surface Detection)
- Electronics: DAE4 Sn772; Calibrated: 2019/10/6
- Phantom: Twin SAM; Type: Twin SAM V5.0; Serial: TP:1412
- Measurement SW: DASY52, Version 52.10 (2); SEMCAD X Version 14.6.12 (7470)

Area Scan (121x71x1): Interpolated grid: dx=1.500 mm, dy=1.500 mm
Maximum value of SAR (interpolated) = 0.425 W/kg

Zoom Scan (5x5x7)/Cube 0: Measurement grid: dx=8mm, dy=8mm, dz=5mm
Reference Value = 5.694 V/m; Power Drift = -0.15 dB
Peak SAR (extrapolated) = 0.541 W/kg
SAR(1 g) = 0.264 W/kg; SAR(10 g) = 0.138 W/kg
Maximum value of SAR (measured) = 0.431 W/kg

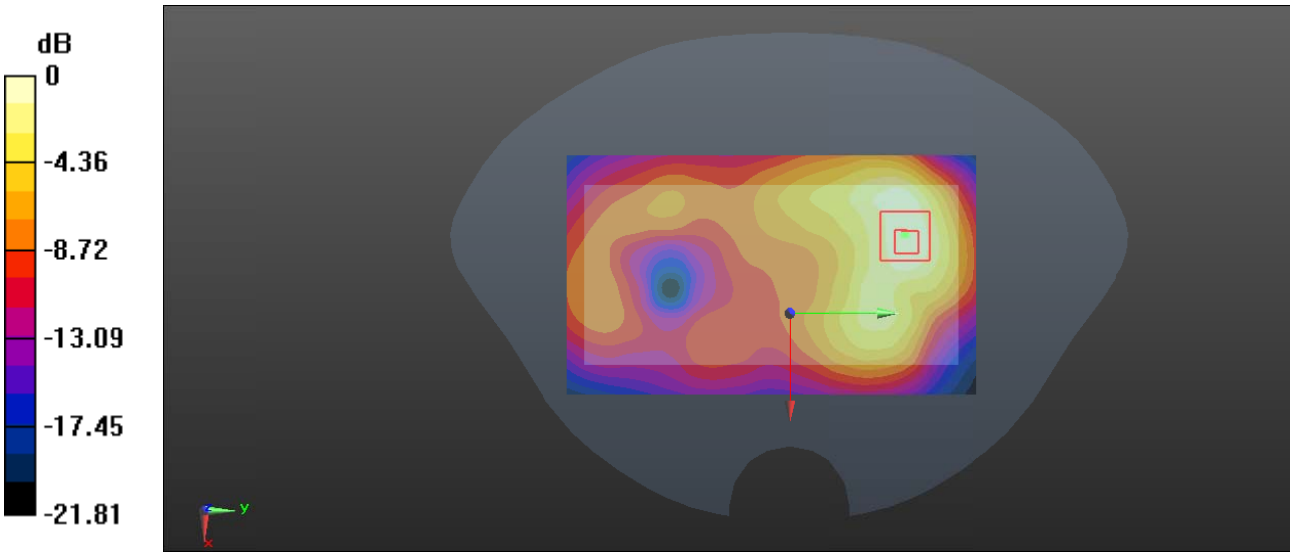

0 dB = 0.431 W/kg = -3.66 dBW/kg

Test Plot 18#: PCS 1900_Body Front_Middle

DUT: Smart Phone; Type: A630; Serial: RDG191022026-SA-S1

Communication System: Generic GPRS-4 slots; Frequency: 1880 MHz;Duty Cycle: 1:2
Medium parameters used: f = 1880 MHz; σ = 1.394 S/m; ε_r = 38.949; ρ = 1000 kg/m^3 ;
Phantom section: Flat Section

DASY5 Configuration:

- Probe: EX3DV4 - SN7329; ConvF(8.29, 8.29, 8.29) @1880 MHz; Calibrated: 2019/10/22
- Sensor-Surface: 1.4mm (Mechanical Surface Detection)
- Electronics: DAE4 Sn772; Calibrated: 2019/10/6
- Phantom: Twin SAM; Type: Twin SAM V5.0; Serial: TP:1412
- Measurement SW: DASY52, Version 52.10 (2); SEMCAD X Version 14.6.12 (7470)

Area Scan (121x71x1): Interpolated grid: dx=1.500 mm, dy=1.500 mm
Maximum value of SAR (interpolated) = 0.323 W/kg

Zoom Scan (6x6x7)/Cube 0: Measurement grid: dx=8mm, dy=8mm, dz=5mm
Reference Value = 4.432 V/m; Power Drift = -0.10 dB
Peak SAR (extrapolated) = 0.385 W/kg
SAR(1 g) = 0.196 W/kg; SAR(10 g) = 0.106 W/kg
Maximum value of SAR (measured) = 0.308 W/kg

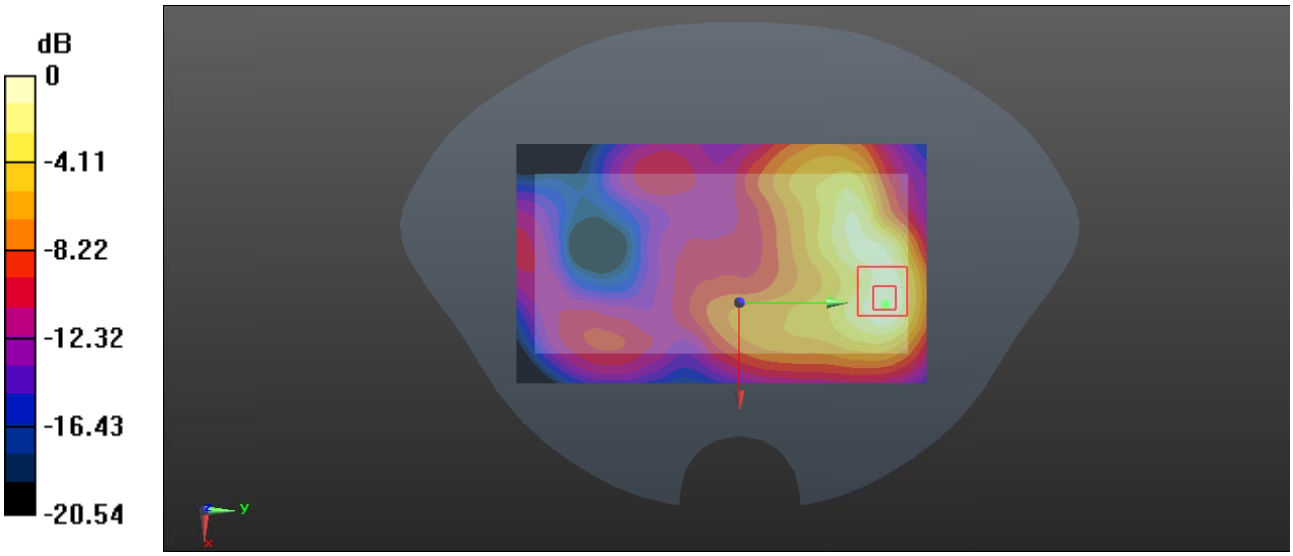

0 dB = 0.308 W/kg = -5.11 dBW/kg

Test Plot 19#: PCS 1900_Body Left_Middle

DUT: Smart Phone; Type: A630; Serial: RDG191022026-SA-S1

Communication System: Generic GPRS-4 slots; Frequency: 1880 MHz;Duty Cycle: 1:2
Medium parameters used: f = 1880 MHz; σ = 1.394 S/m; ε_r = 38.949; ρ = 1000 kg/m^3 ;
Phantom section: Flat Section

DASY5 Configuration:

- Probe: EX3DV4 - SN7329; ConvF(8.29, 8.29, 8.29) @1880 MHz; Calibrated: 2019/10/22
- Sensor-Surface: 1.4mm (Mechanical Surface Detection)
- Electronics: DAE4 Sn772; Calibrated: 2019/10/6
- Phantom: Twin SAM; Type: Twin SAM V5.0; Serial: TP:1412
- Measurement SW: DASY52, Version 52.10 (2); SEMCAD X Version 14.6.12 (7470)

Area Scan (121x41x1): Interpolated grid: dx=1.500 mm, dy=1.500 mm
Maximum value of SAR (interpolated) = 0.159 W/kg

Zoom Scan (5x5x7)/Cube 0: Measurement grid: dx=8mm, dy=8mm, dz=5mm
Reference Value = 8.437 V/m; Power Drift = 0.07 dB
Peak SAR (extrapolated) = 0.198 W/kg
SAR(1 g) = 0.110 W/kg; SAR(10 g) = 0.062 W/kg
Maximum value of SAR (measured) = 0.166 W/kg

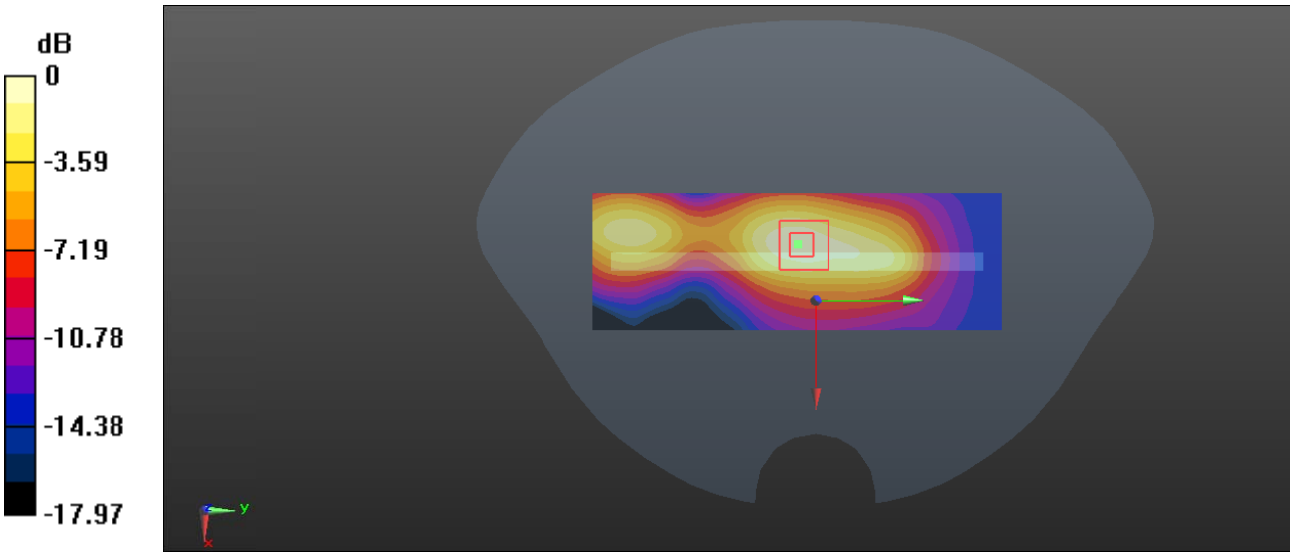

0 dB = 0.166 W/kg = -7.80 dBW/kg

Test Plot 20#: PCS 1900_Body Bottom_Middle

DUT: Smart Phone; Type: A630; Serial: RDG191022026-SA-S1

Communication System: Generic GPRS-4 slots; Frequency: 1880 MHz;Duty Cycle: 1:2
Medium parameters used: f = 1880 MHz; σ = 1.394 S/m; ε_r = 38.949; ρ = 1000 kg/m^3 ;
Phantom section: Flat Section

DASY5 Configuration:

- Probe: EX3DV4 - SN7329; ConvF(8.29, 8.29, 8.29) @1880 MHz; Calibrated: 2019/10/22
- Sensor-Surface: 1.4mm (Mechanical Surface Detection)
- Electronics: DAE4 Sn772; Calibrated: 2019/10/6
- Phantom: Twin SAM; Type: Twin SAM V5.0; Serial: TP:1412
- Measurement SW: DASY52, Version 52.10 (2); SEMCAD X Version 14.6.12 (7470)

Area Scan (71x41x1): Interpolated grid: dx=1.500 mm, dy=1.500 mm
Maximum value of SAR (interpolated) = 0.250 W/kg

Zoom Scan (6x7x7)/Cube 0: Measurement grid: dx=8mm, dy=8mm, dz=5mm
Reference Value = 10.56 V/m; Power Drift = -0.06 dB
Peak SAR (extrapolated) = 0.289 W/kg
SAR(1 g) = 0.159 W/kg; SAR(10 g) = 0.089 W/kg
Maximum value of SAR (measured) = 0.235 W/kg

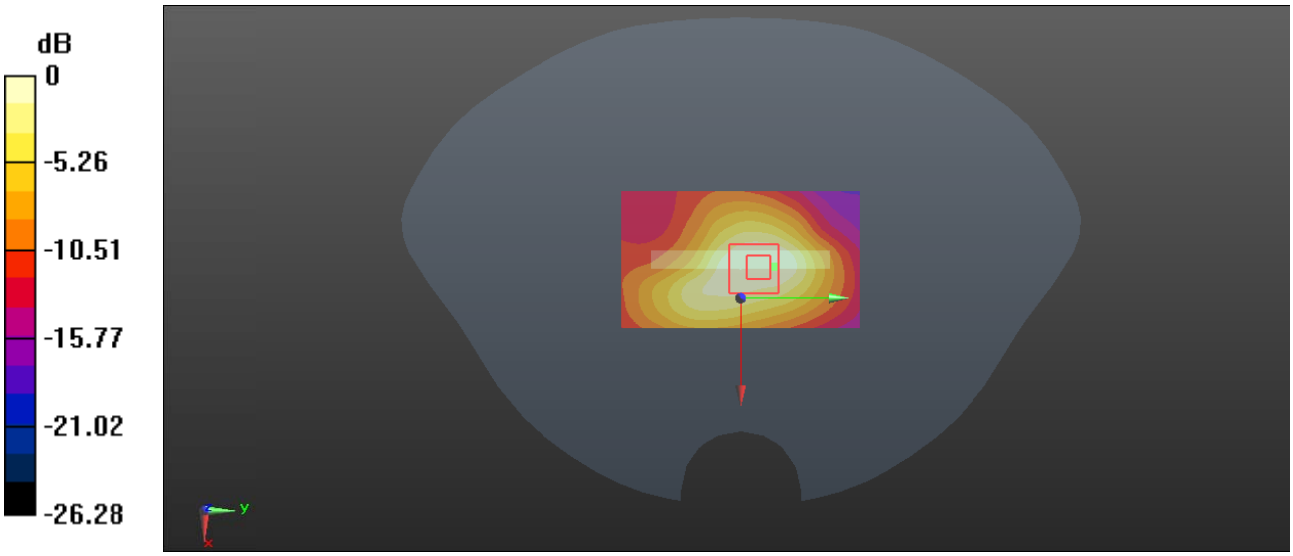

0 dB = 0.235 W/kg = -6.29 dBW/kg

Test Plot 21#: WCDMA Band 2_Head Left Cheek_Middle

DUT: Smart Phone; Type: A630; Serial: RDG191022026-SA-S1

Communication System: Generic WCDMA; Frequency: 1880 MHz;Duty Cycle: 1:1
Medium parameters used: f = 1880 MHz; σ = 1.394 S/m; ε_r = 38.949; ρ = 1000 kg/m^3 ;
Phantom section: Left Section

DASY5 Configuration:

- Probe: EX3DV4 - SN7329; ConvF(8.29, 8.29, 8.29) @1880 MHz; Calibrated: 2019/10/22
- Sensor-Surface: 1.4mm (Mechanical Surface Detection)
- Electronics: DAE4 Sn772; Calibrated: 2019/10/6
- Phantom: Twin SAM; Type: Twin SAM V5.0; Serial: TP:1412
- Measurement SW: DASY52, Version 52.10 (2); SEMCAD X Version 14.6.12 (7470)

Area Scan (121x71x1): Interpolated grid: dx=1.500 mm, dy=1.500 mm
Maximum value of SAR (interpolated) = 0.117 W/kg

Zoom Scan (5x5x7)/Cube 0: Measurement grid: dx=8mm, dy=8mm, dz=5mm
Reference Value = 7.080 V/m; Power Drift = 0.12 dB
Peak SAR (extrapolated) = 0.140 W/kg
SAR(1 g) = 0.074 W/kg; SAR(10 g) = 0.041 W/kg
Maximum value of SAR (measured) = 0.114 W/kg

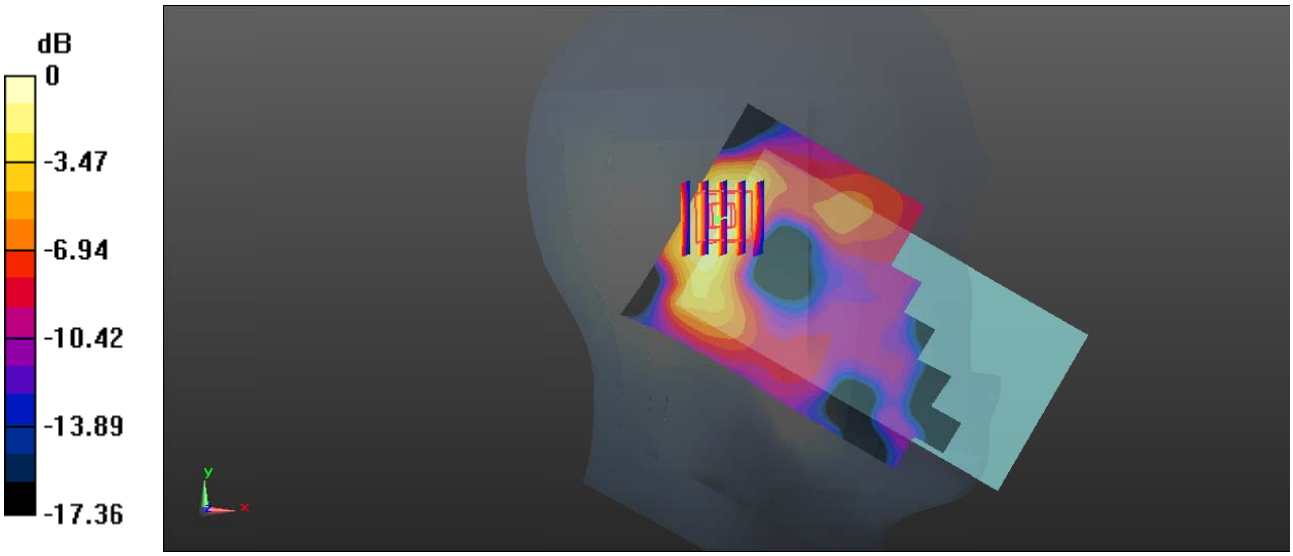

0 dB = 0.114 W/kg = -9.43 dBW/kg

Test Plot 22#: WCDMA Band 2_Head Left Tilt_Middle

DUT: Smart Phone; Type: A630; Serial: RDG191022026-SA-S1

Communication System: Generic WCDMA; Frequency: 1880 MHz;Duty Cycle: 1:1
Medium parameters used: f = 1880 MHz; σ = 1.394 S/m; ε_r = 38.949; ρ = 1000 kg/m^3 ;
Phantom section: Left Section

DASY5 Configuration:

- Probe: EX3DV4 - SN7329; ConvF(8.29, 8.29, 8.29) @1880 MHz; Calibrated: 2019/10/22
- Sensor-Surface: 1.4mm (Mechanical Surface Detection)
- Electronics: DAE4 Sn772; Calibrated: 2019/10/6
- Phantom: Twin SAM; Type: Twin SAM V5.0; Serial: TP:1412
- Measurement SW: DASY52, Version 52.10 (2); SEMCAD X Version 14.6.12 (7470)

Area Scan (121x71x1): Interpolated grid: dx=1.500 mm, dy=1.500 mm
Maximum value of SAR (interpolated) = 0.0796 W/kg

Zoom Scan (5x5x7)/Cube 0: Measurement grid: dx=8mm, dy=8mm, dz=5mm
Reference Value = 5.166 V/m; Power Drift = -0.10 dB
Peak SAR (extrapolated) = 0.0950 W/kg
SAR(1 g) = 0.059 W/kg; SAR(10 g) = 0.041 W/kg
Maximum value of SAR (measured) = 0.0809 W/kg



0 dB = 0.0809 W/kg = -10.92 dBW/kg

Test Plot 23#: WCDMA Band 2_Head Right Cheek_Middle

DUT: Smart Phone; Type: A630; Serial: RDG191022026-SA-S1

Communication System: Generic WCDMA; Frequency: 1880 MHz;Duty Cycle: 1:1
Medium parameters used: f = 1880 MHz; σ = 1.394 S/m; ε_r = 38.949; ρ = 1000 kg/m^3 ;
Phantom section: Right Section

DASY5 Configuration:

- Probe: EX3DV4 - SN7329; ConvF(8.29, 8.29, 8.29) @1880 MHz; Calibrated: 2019/10/22
- Sensor-Surface: 1.4mm (Mechanical Surface Detection)
- Electronics: DAE4 Sn772; Calibrated: 2019/10/6
- Phantom: Twin SAM; Type: Twin SAM V5.0; Serial: TP:1412
- Measurement SW: DASY52, Version 52.10 (2); SEMCAD X Version 14.6.12 (7470)

Area Scan (121x71x1): Interpolated grid: dx=1.500 mm, dy=1.500 mm
Maximum value of SAR (interpolated) = 0.109 W/kg

Zoom Scan (5x5x7)/Cube 0: Measurement grid: dx=8mm, dy=8mm, dz=5mm
Reference Value = 4.433 V/m; Power Drift = -0.14 dB
Peak SAR (extrapolated) = 0.134 W/kg
SAR(1 g) = 0.074 W/kg; SAR(10 g) = 0.043 W/kg
Maximum value of SAR (measured) = 0.103 W/kg



0 dB = 0.103 W/kg = -9.87 dBW/kg

Test Plot 24#: WCDMA Band 2_Head Right Tilt_Middle

DUT: Smart Phone; Type: A630; Serial: RDG191022026-SA-S1

Communication System: Generic WCDMA; Frequency: 1880 MHz;Duty Cycle: 1:1
Medium parameters used: f = 1880 MHz; σ = 1.394 S/m; ε_r = 38.949; ρ = 1000 kg/m^3 ;
Phantom section: Right Section

DASY5 Configuration:

- Probe: EX3DV4 - SN7329; ConvF(8.29, 8.29, 8.29) @1880 MHz; Calibrated: 2019/10/22
- Sensor-Surface: 1.4mm (Mechanical Surface Detection)
- Electronics: DAE4 Sn772; Calibrated: 2019/10/6
- Phantom: Twin SAM; Type: Twin SAM V5.0; Serial: TP:1412
- Measurement SW: DASY52, Version 52.10 (2); SEMCAD X Version 14.6.12 (7470)

Area Scan (121x71x1): Interpolated grid: dx=1.500 mm, dy=1.500 mm
Maximum value of SAR (interpolated) = 0.0970 W/kg

Zoom Scan (6x5x7)/Cube 0: Measurement grid: dx=8mm, dy=8mm, dz=5mm
Reference Value = 6.547 V/m; Power Drift = 0.08 dB
Peak SAR (extrapolated) = 0.107 W/kg
SAR(1 g) = 0.066 W/kg; SAR(10 g) = 0.039 W/kg
Maximum value of SAR (measured) = 0.0879 W/kg

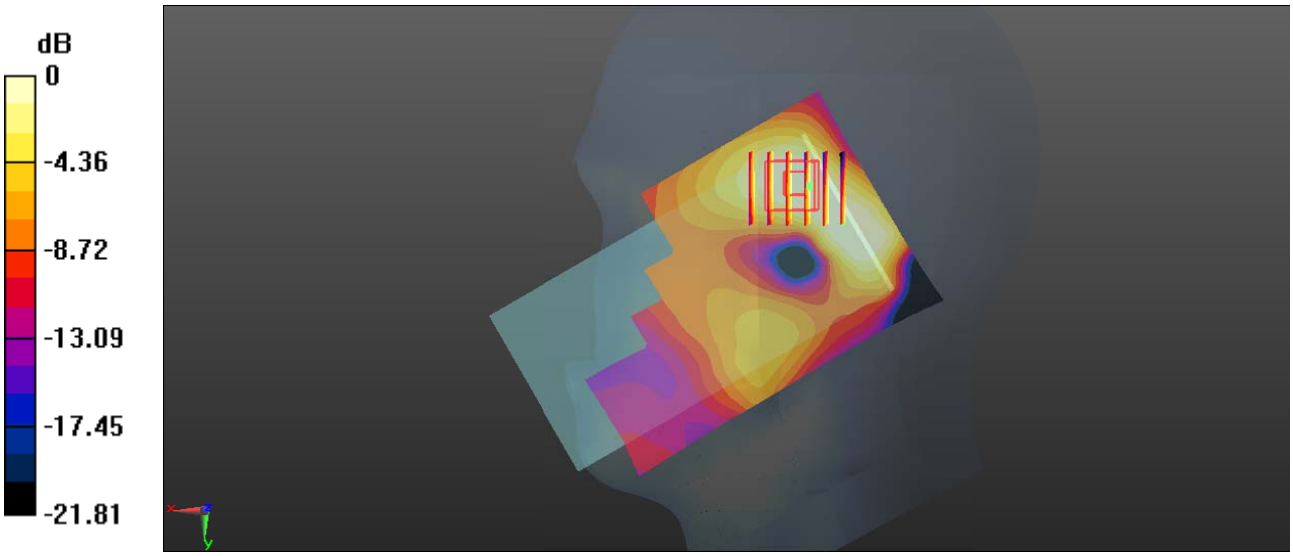

0 dB = 0.0879 W/kg = -10.56 dBW/kg

Test Plot 25#: WCDMA Band 2_Body Back_Middle

DUT: Smart Phone; Type: A630; Serial: RDG191022026-SA-S1

Communication System: Generic WCDMA; Frequency: 1880 MHz;Duty Cycle: 1:1
Medium parameters used: f = 1880 MHz; σ = 1.394 S/m; ε_r = 38.949; ρ = 1000 kg/m^3 ;
Phantom section: Flat Section

DASY5 Configuration:

- Probe: EX3DV4 - SN7329; ConvF(8.29, 8.29, 8.29) @1880 MHz; Calibrated: 2019/10/22
- Sensor-Surface: 1.4mm (Mechanical Surface Detection)
- Electronics: DAE4 Sn772; Calibrated: 2019/10/6
- Phantom: Twin SAM; Type: Twin SAM V5.0; Serial: TP:1412
- Measurement SW: DASY52, Version 52.10 (2); SEMCAD X Version 14.6.12 (7470)

Area Scan (121x71x1): Interpolated grid: dx=1.500 mm, dy=1.500 mm
Maximum value of SAR (interpolated) = 0.430 W/kg

Zoom Scan (5x5x7)/Cube 0: Measurement grid: dx=8mm, dy=8mm, dz=5mm
Reference Value = 5.015 V/m; Power Drift = -0.12 dB
Peak SAR (extrapolated) = 0.505 W/kg
SAR(1 g) = 0.281 W/kg; SAR(10 g) = 0.155 W/kg
Maximum value of SAR (measured) = 0.418 W/kg

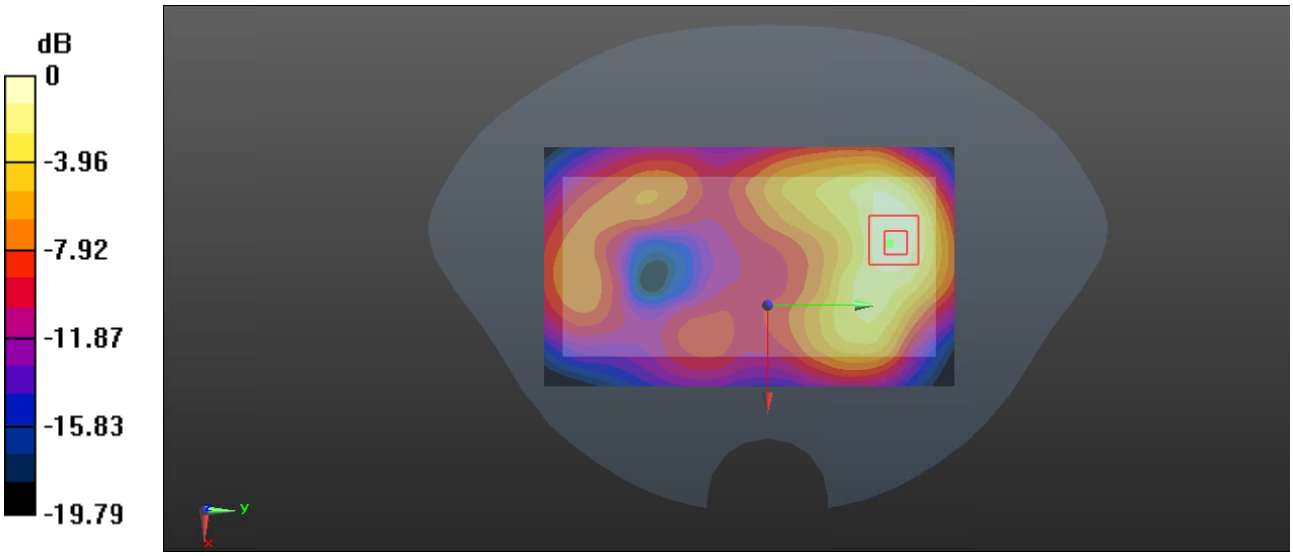

0 dB = 0.418 W/kg = -3.79 dBW/kg

Test Plot 6#: WCDMA Band 2_Body Front_Middle

DUT: Smart Phone; Type: A630; Serial: RDG191022026-SA-S1

Communication System: Generic WCDMA; Frequency: 1880 MHz;Duty Cycle: 1:1
Medium parameters used: f = 1880 MHz; σ = 1.394 S/m; ε_r = 38.949; ρ = 1000 kg/m^3 ;
Phantom section: Flat Section

DASY5 Configuration:

- Probe: EX3DV4 - SN7329; ConvF(8.29, 8.29, 8.29) @1880 MHz; Calibrated: 2019/10/22
- Sensor-Surface: 1.4mm (Mechanical Surface Detection)
- Electronics: DAE4 Sn772; Calibrated: 2019/10/6
- Phantom: Twin SAM; Type: Twin SAM V5.0; Serial: TP:1412
- Measurement SW: DASY52, Version 52.10 (2); SEMCAD X Version 14.6.12 (7470)

Area Scan (121x71x1): Interpolated grid: dx=1.500 mm, dy=1.500 mm
Maximum value of SAR (interpolated) = 0.249 W/kg

Zoom Scan (5x5x7)/Cube 0: Measurement grid: dx=8mm, dy=8mm, dz=5mm
Reference Value = 4.860 V/m; Power Drift = -0.06 dB
Peak SAR (extrapolated) = 0.292 W/kg
SAR(1 g) = 0.169 W/kg; SAR(10 g) = 0.101 W/kg
Maximum value of SAR (measured) = 0.241 W/kg

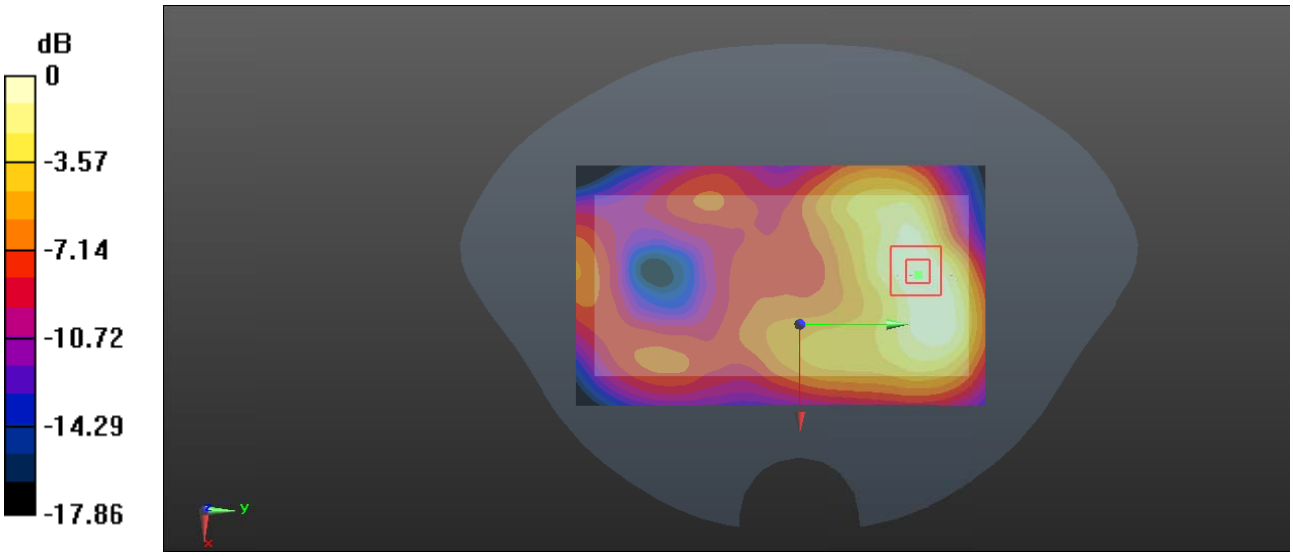

0 dB = 0.241 W/kg = -6.18 dBW/kg

Test Plot 27#: WCDMA Band 2_Body Left_Middle

DUT: Smart Phone; Type: A630; Serial: RDG191022026-SA-S1

Communication System: Generic WCDMA; Frequency: 1880 MHz;Duty Cycle: 1:1
Medium parameters used: f = 1880 MHz; σ = 1.394 S/m; ε_r = 38.949; ρ = 1000 kg/m^3 ;
Phantom section: Flat Section

DASY5 Configuration:

- Probe: EX3DV4 - SN7329; ConvF(8.29, 8.29, 8.29) @1880 MHz; Calibrated: 2019/10/22
- Sensor-Surface: 1.4mm (Mechanical Surface Detection)
- Electronics: DAE4 Sn772; Calibrated: 2019/10/6
- Phantom: Twin SAM; Type: Twin SAM V5.0; Serial: TP:1412
- Measurement SW: DASY52, Version 52.10 (2); SEMCAD X Version 14.6.12 (7470)

Area Scan (121x41x1): Interpolated grid: dx=1.500 mm, dy=1.500 mm
Maximum value of SAR (interpolated) = 0.157 W/kg

Zoom Scan (5x5x7)/Cube 0: Measurement grid: dx=8mm, dy=8mm, dz=5mm
Reference Value = 6.971 V/m; Power Drift = 0.16 dB
Peak SAR (extrapolated) = 0.188 W/kg
SAR(1 g) = 0.108 W/kg; SAR(10 g) = 0.063 W/kg
Maximum value of SAR (measured) = 0.158 W/kg

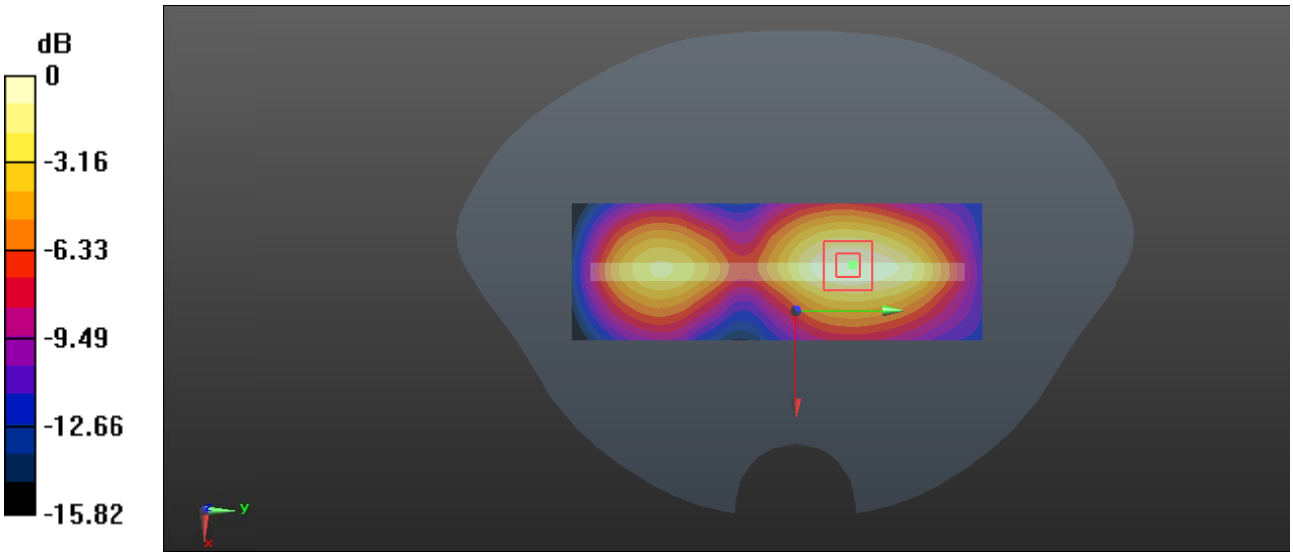

0 dB = 0.158 W/kg = -8.01 dBW/kg

Test Plot 28#: WCDMA Band 2_Body Bottom_Middle

DUT: Smart Phone; Type: A630; Serial: RDG191022026-SA-S1

Communication System: Generic WCDMA; Frequency: 1880 MHz;Duty Cycle: 1:1
Medium parameters used: f = 1880 MHz; σ = 1.394 S/m; ε_r = 38.949; ρ = 1000 kg/m^3 ;
Phantom section: Flat Section

DASY5 Configuration:

- Probe: EX3DV4 - SN7329; ConvF(8.29, 8.29, 8.29) @1880 MHz; Calibrated: 2019/10/22
- Sensor-Surface: 1.4mm (Mechanical Surface Detection)
- Electronics: DAE4 Sn772; Calibrated: 2019/10/6
- Phantom: Twin SAM; Type: Twin SAM V5.0; Serial: TP:1412
- Measurement SW: DASY52, Version 52.10 (2); SEMCAD X Version 14.6.12 (7470)

Area Scan (71x41x1): Interpolated grid: dx=1.500 mm, dy=1.500 mm
Maximum value of SAR (interpolated) = 0.324 W/kg

Zoom Scan (5x6x7)/Cube 0: Measurement grid: dx=8mm, dy=8mm, dz=5mm
Reference Value = 11.86 V/m; Power Drift = -0.09 dB
Peak SAR (extrapolated) = 0.365 W/kg
SAR(1 g) = 0.201 W/kg; SAR(10 g) = 0.113 W/kg
Maximum value of SAR (measured) = 0.299 W/kg

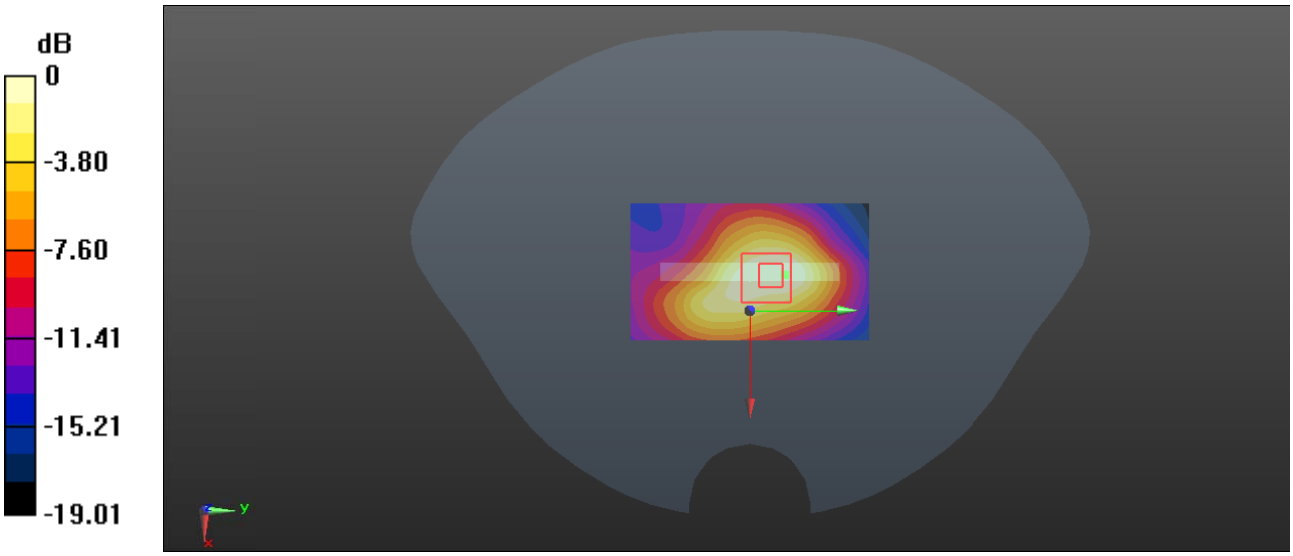

0 dB = 0.299 W/kg = -5.24 dBW/kg

Test Plot 29#: WCDMA Band 5_Head Left Cheek_Middle

DUT: Smart Phone; Type: A630; Serial: RDG191022026-SA-S1

Communication System: Generic WCDMA; Frequency: 836.6 MHz;Duty Cycle: 1:1
Medium parameters used: f = 836.6 MHz; σ = 0.892 S/m; ε_r = 40.889; ρ = 1000 kg/m^3 ;
Phantom section: Left Section

DASY5 Configuration:

- Probe: EX3DV4 - SN7329; ConvF(9.97, 9.97, 9.97) @836.6 MHz; Calibrated: 2019/10/22
- Sensor-Surface: 1.4mm (Mechanical Surface Detection)
- Electronics: DAE4 Sn772; Calibrated: 2019/10/6
- Phantom: Twin SAM; Type: Twin SAM V5.0; Serial: TP:1412
- Measurement SW: DASY52, Version 52.10 (2); SEMCAD X Version 14.6.12 (7470)

Area Scan (121x71x1): Interpolated grid: dx=1.500 mm, dy=1.500 mm
Maximum value of SAR (interpolated) = 0.0501 W/kg

Zoom Scan (6x6x7)/Cube 0: Measurement grid: dx=8mm, dy=8mm, dz=5mm
Reference Value = 3.150 V/m; Power Drift = 0.04 dB
Peak SAR (extrapolated) = 0.0660 W/kg
SAR(1 g) = 0.041 W/kg; SAR(10 g) = 0.037 W/kg
Maximum value of SAR (measured) = 0.0441 W/kg



0 dB = 0.0441 W/kg = -13.56 dBW/kg

Test Plot 30#: WCDMA Band 5_Head Left Tilt_Middle

DUT: Smart Phone; Type: A630; Serial: RDG191022026-SA-S1

Communication System: Generic WCDMA; Frequency: 836.6 MHz;Duty Cycle: 1:1
Medium parameters used: f = 836.6 MHz; σ = 0.892 S/m; ε_r = 40.889; ρ = 1000 kg/m^3 ;
Phantom section: Left Section

DASY5 Configuration:

- Probe: EX3DV4 - SN7329; ConvF(9.97, 9.97, 9.97) @836.6 MHz; Calibrated: 2019/10/22
- Sensor-Surface: 1.4mm (Mechanical Surface Detection)
- Electronics: DAE4 Sn772; Calibrated: 2019/10/6
- Phantom: Twin SAM; Type: Twin SAM V5.0; Serial: TP:1412
- Measurement SW: DASY52, Version 52.10 (2); SEMCAD X Version 14.6.12 (7470)

Area Scan (121x71x1): Interpolated grid: dx=1.500 mm, dy=1.500 mm
Maximum value of SAR (interpolated) = 0.0308 W/kg

Zoom Scan (7x9x7)/Cube 0: Measurement grid: dx=8mm, dy=8mm, dz=5mm
Reference Value = 4.570 V/m; Power Drift = 0.13 dB
Peak SAR (extrapolated) = 0.0450 W/kg
SAR(1 g) = 0.027 W/kg; SAR(10 g) = 0.025 W/kg
Maximum value of SAR (measured) = 0.0311 W/kg

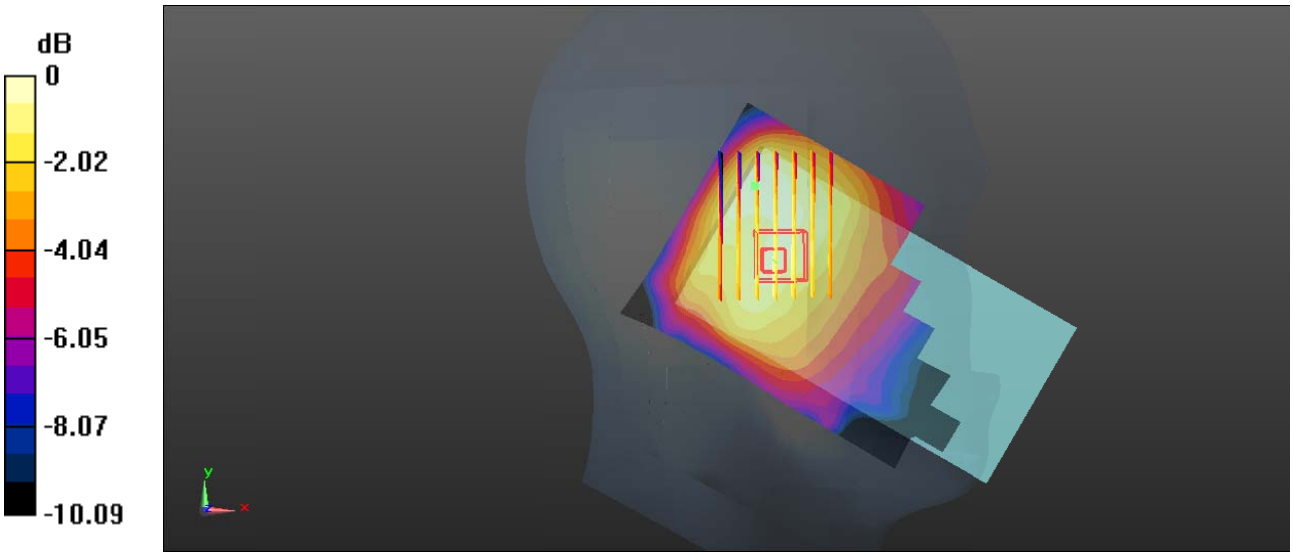

0 dB = 0.0311 W/kg = -15.07 dBW/kg

Test Plot 31#: WCDMA Band 5_Head Right Cheek_Middle

DUT: Smart Phone; Type: A630; Serial: RDG191022026-SA-S1

Communication System: Generic WCDMA; Frequency: 836.6 MHz;Duty Cycle: 1:1
Medium parameters used: f = 836.6 MHz; σ = 0.892 S/m; ε_r = 40.889; ρ = 1000 kg/m^3 ;
Phantom section: Right Section

DASY5 Configuration:

- Probe: EX3DV4 - SN7329; ConvF(9.97, 9.97, 9.97) @836.6 MHz; Calibrated: 2019/10/22
- Sensor-Surface: 1.4mm (Mechanical Surface Detection)
- Electronics: DAE4 Sn772; Calibrated: 2019/10/6
- Phantom: Twin SAM; Type: Twin SAM V5.0; Serial: TP:1412
- Measurement SW: DASY52, Version 52.10 (2); SEMCAD X Version 14.6.12 (7470)

Area Scan (121x71x1): Interpolated grid: dx=1.500 mm, dy=1.500 mm
Maximum value of SAR (interpolated) = 0.0501 W/kg

Zoom Scan (6x7x7)/Cube 0: Measurement grid: dx=8mm, dy=8mm, dz=5mm
Reference Value = 4.224 V/m; Power Drift = -0.07 dB
Peak SAR (extrapolated) = 0.0620 W/kg
SAR(1 g) = 0.046 W/kg; SAR(10 g) = 0.042 W/kg
Maximum value of SAR (measured) = 0.0523 W/kg



0 dB = 0.0523 W/kg = -12.81 dBW/kg

Test Plot 32#: WCDMA Band 5_Head Right Tilt_Middle

DUT: Smart Phone; Type: A630; Serial: RDG191022026-SA-S1

Communication System: Generic WCDMA; Frequency: 836.6 MHz;Duty Cycle: 1:1
Medium parameters used: f = 836.6 MHz; σ = 0.892 S/m; ε_r = 40.889; ρ = 1000 kg/m^3 ;
Phantom section: Right Section

DASY5 Configuration:

- Probe: EX3DV4 - SN7329; ConvF(9.97, 9.97, 9.97) @836.6 MHz; Calibrated: 2019/10/22
- Sensor-Surface: 1.4mm (Mechanical Surface Detection)
- Electronics: DAE4 Sn772; Calibrated: 2019/10/6
- Phantom: Twin SAM; Type: Twin SAM V5.0; Serial: TP:1412
- Measurement SW: DASY52, Version 52.10 (2); SEMCAD X Version 14.6.12 (7470)

Area Scan (121x71x1): Interpolated grid: dx=1.500 mm, dy=1.500 mm
Maximum value of SAR (interpolated) = 0.0503 W/kg

Zoom Scan (7x9x7)/Cube 0: Measurement grid: dx=8mm, dy=8mm, dz=5mm
Reference Value = 5.480 V/m; Power Drift = 0.17 dB
Peak SAR (extrapolated) = 0.0650 W/kg
SAR(1 g) = 0.040 W/kg; SAR(10 g) = 0.035 W/kg
Maximum value of SAR (measured) = 0.0457 W/kg

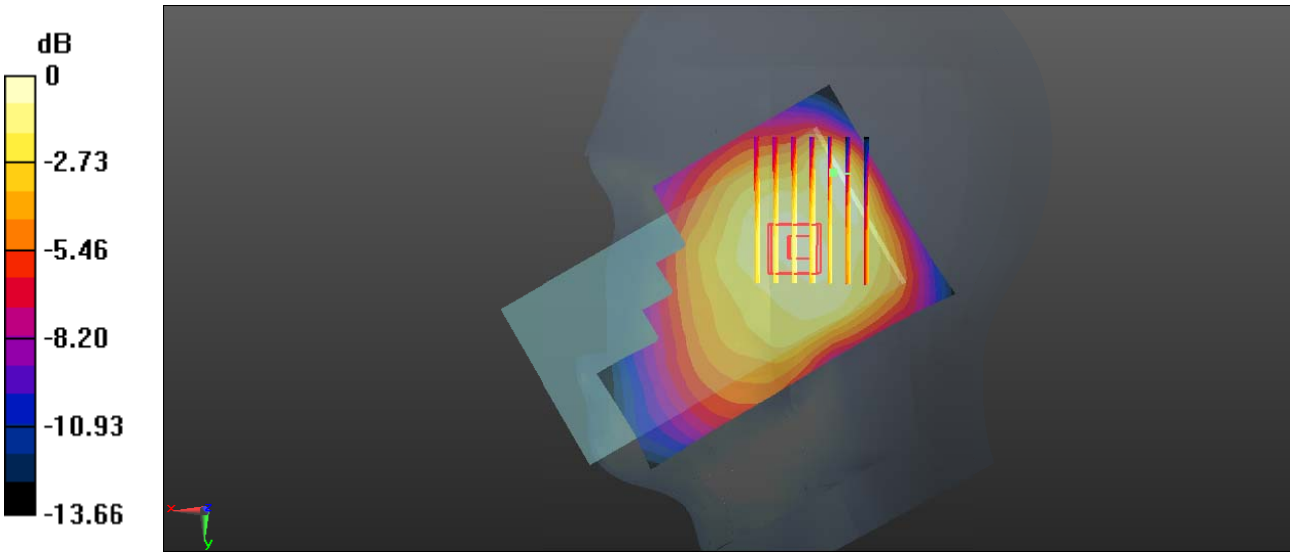

0 dB = 0.0457 W/kg = -13.40 dBW/kg

Test Plot 33#: WCDMA Band 5_Body Back_Middle

DUT: Smart Phone; Type: A630; Serial: RDG191022026-SA-S1

Communication System: Generic WCDMA; Frequency: 836.6 MHz;Duty Cycle: 1:1
Medium parameters used: f = 836.6 MHz; σ = 0.892 S/m; ε_r = 40.889; ρ = 1000 kg/m^3 ;
Phantom section: Flat Section

DASY5 Configuration:

- Probe: EX3DV4 - SN7329; ConvF(9.97, 9.97, 9.97) @836.6 MHz; Calibrated: 2019/10/22
- Sensor-Surface: 1.4mm (Mechanical Surface Detection)
- Electronics: DAE4 Sn772; Calibrated: 2019/10/6
- Phantom: Twin SAM; Type: Twin SAM V5.0; Serial: TP:1412
- Measurement SW: DASY52, Version 52.10 (2); SEMCAD X Version 14.6.12 (7470)

Area Scan (121x71x1): Interpolated grid: dx=1.500 mm, dy=1.500 mm
Maximum value of SAR (interpolated) = 0.408 W/kg

Zoom Scan (5x5x7)/Cube 0: Measurement grid: dx=8mm, dy=8mm, dz=5mm
Reference Value = 10.02 V/m; Power Drift = -0.15 dB
Peak SAR (extrapolated) = 0.556 W/kg
SAR(1 g) = 0.277 W/kg; SAR(10 g) = 0.145 W/kg
Maximum value of SAR (measured) = 0.432 W/kg

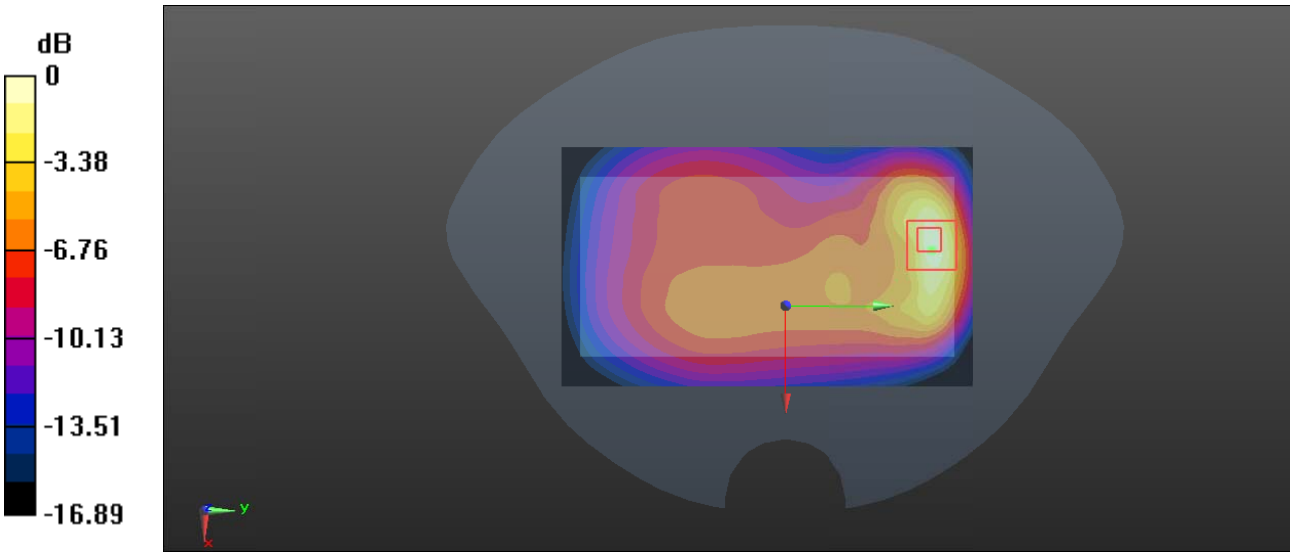

0 dB = 0.432 W/kg = -3.65 dBW/kg

Test Plot 34#: WCDMA Band 5_Body Front_Middle

DUT: Smart Phone; Type: A630; Serial: RDG191022026-SA-S1

Communication System: Generic WCDMA; Frequency: 836.6 MHz;Duty Cycle: 1:1
Medium parameters used: f = 836.6 MHz; σ = 0.892 S/m; ε_r = 40.889; ρ = 1000 kg/m^3 ;
Phantom section: Flat Section

DASY5 Configuration:

- Probe: EX3DV4 - SN7329; ConvF(9.97, 9.97, 9.97) @836.6 MHz; Calibrated: 2019/10/22
- Sensor-Surface: 1.4mm (Mechanical Surface Detection)
- Electronics: DAE4 Sn772; Calibrated: 2019/10/6
- Phantom: Twin SAM; Type: Twin SAM V5.0; Serial: TP:1412
- Measurement SW: DASY52, Version 52.10 (2); SEMCAD X Version 14.6.12 (7470)

Area Scan (121x71x1): Interpolated grid: dx=1.500 mm, dy=1.500 mm
Maximum value of SAR (interpolated) = 0.0421 W/kg

Zoom Scan (7x7x7)/Cube 0: Measurement grid: dx=8mm, dy=8mm, dz=5mm
Reference Value = 3.603 V/m; Power Drift = 0.06 dB
Peak SAR (extrapolated) = 0.0490 W/kg
SAR(1 g) = 0.030 W/kg; SAR(10 g) = 0.019 W/kg
Maximum value of SAR (measured) = 0.0412 W/kg

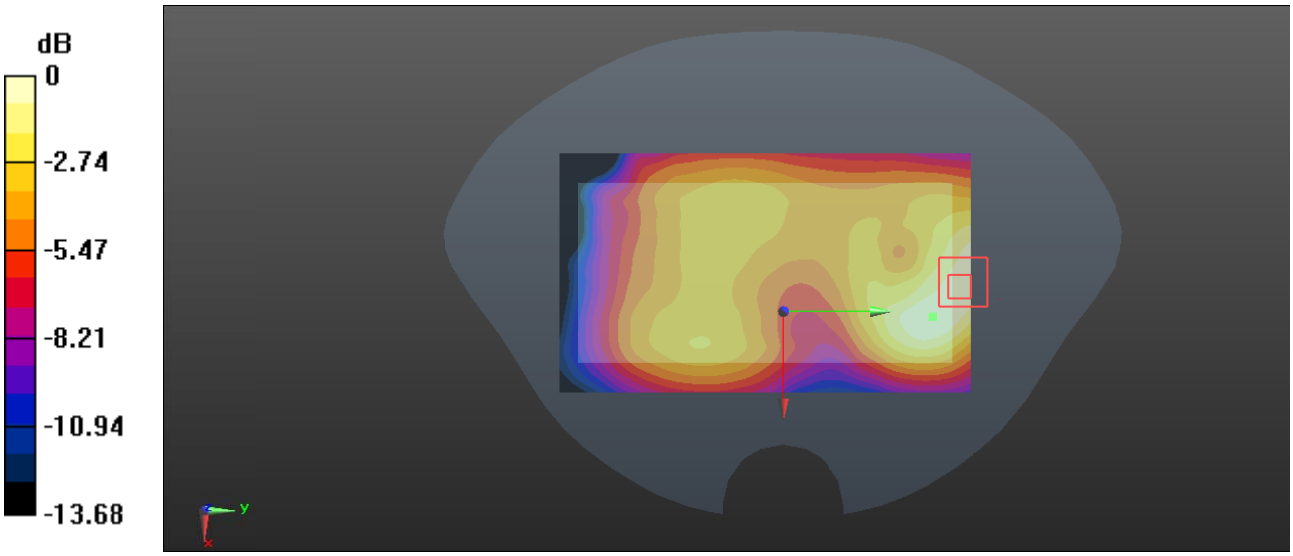

0 dB = 0.0412 W/kg = -13.85 dBW/kg

Test Plot 35#: WCDMA Band 5_Body Left_Middle

DUT: Smart Phone; Type: A630; Serial: RDG191022026-SA-S1

Communication System: Generic WCDMA; Frequency: 836.6 MHz;Duty Cycle: 1:1
Medium parameters used: f = 836.6 MHz; σ = 0.892 S/m; ε_r = 40.889; ρ = 1000 kg/m^3 ;
Phantom section: Flat Section

DASY5 Configuration:

- Probe: EX3DV4 - SN7329; ConvF(9.97, 9.97, 9.97) @836.6 MHz; Calibrated: 2019/10/22
- Sensor-Surface: 1.4mm (Mechanical Surface Detection)
- Electronics: DAE4 Sn772; Calibrated: 2019/10/6
- Phantom: Twin SAM; Type: Twin SAM V5.0; Serial: TP:1412
- Measurement SW: DASY52, Version 52.10 (2); SEMCAD X Version 14.6.12 (7470)

Area Scan (121x41x1): Interpolated grid: dx=1.500 mm, dy=1.500 mm
Maximum value of SAR (interpolated) = 0.0539 W/kg

Zoom Scan (5x5x7)/Cube 0: Measurement grid: dx=8mm, dy=8mm, dz=5mm
Reference Value = 5.231 V/m; Power Drift = 0.02 dB
Peak SAR (extrapolated) = 0.0640 W/kg
SAR(1 g) = 0.041 W/kg; SAR(10 g) = 0.027 W/kg
Maximum value of SAR (measured) = 0.0557 W/kg

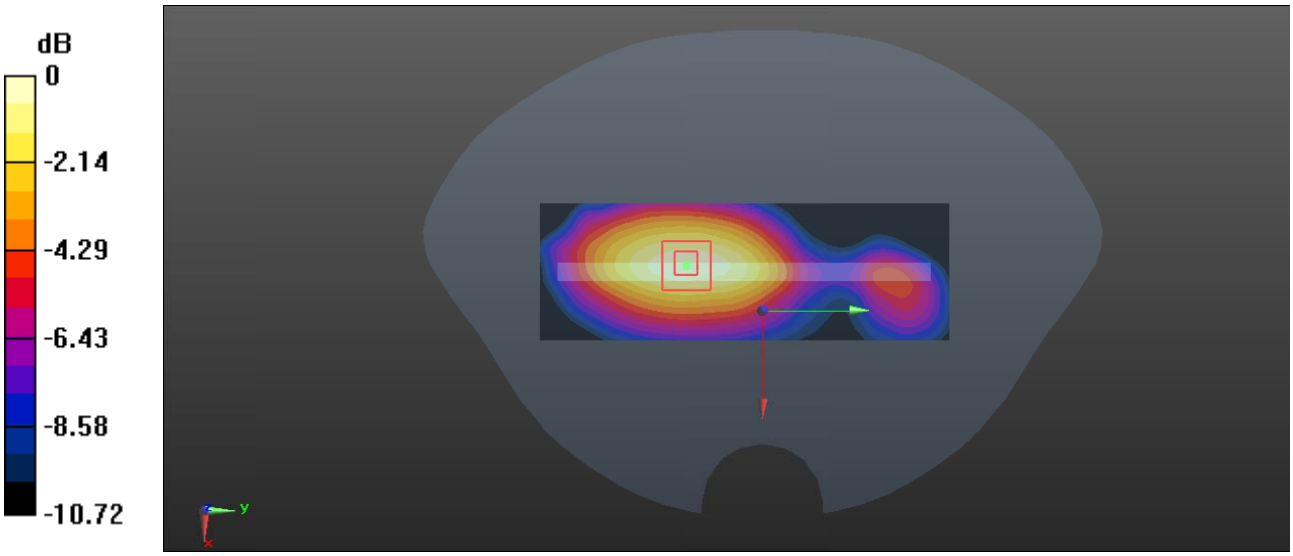

0 dB = 0.0557 W/kg = -12.54 dBW/kg

Test Plot 36#: WCDMA Band 5_Body Bottom_Middle

DUT: Smart Phone; Type: A630; Serial: RDG191022026-SA-S1

Communication System: Generic WCDMA; Frequency: 836.6 MHz;Duty Cycle: 1:1
Medium parameters used: f = 836.6 MHz; σ = 0.892 S/m; ε_r = 40.889; ρ = 1000 kg/m^3 ;
Phantom section: Flat Section

DASY5 Configuration:

- Probe: EX3DV4 - SN7329; ConvF(9.97, 9.97, 9.97) @836.6 MHz; Calibrated: 2019/10/22
- Sensor-Surface: 1.4mm (Mechanical Surface Detection)
- Electronics: DAE4 Sn772; Calibrated: 2019/10/6
- Phantom: Twin SAM; Type: Twin SAM V5.0; Serial: TP:1412
- Measurement SW: DASY52, Version 52.10 (2); SEMCAD X Version 14.6.12 (7470)

Area Scan (71x41x1): Interpolated grid: dx=1.500 mm, dy=1.500 mm
Maximum value of SAR (interpolated) = 0.103 W/kg

Zoom Scan (5x6x7)/Cube 0: Measurement grid: dx=8mm, dy=8mm, dz=5mm
Reference Value = 6.774 V/m; Power Drift = -0.19 dB
Peak SAR (extrapolated) = 0.144 W/kg
SAR(1 g) = 0.075 W/kg; SAR(10 g) = 0.042 W/kg
Maximum value of SAR (measured) = 0.107 W/kg

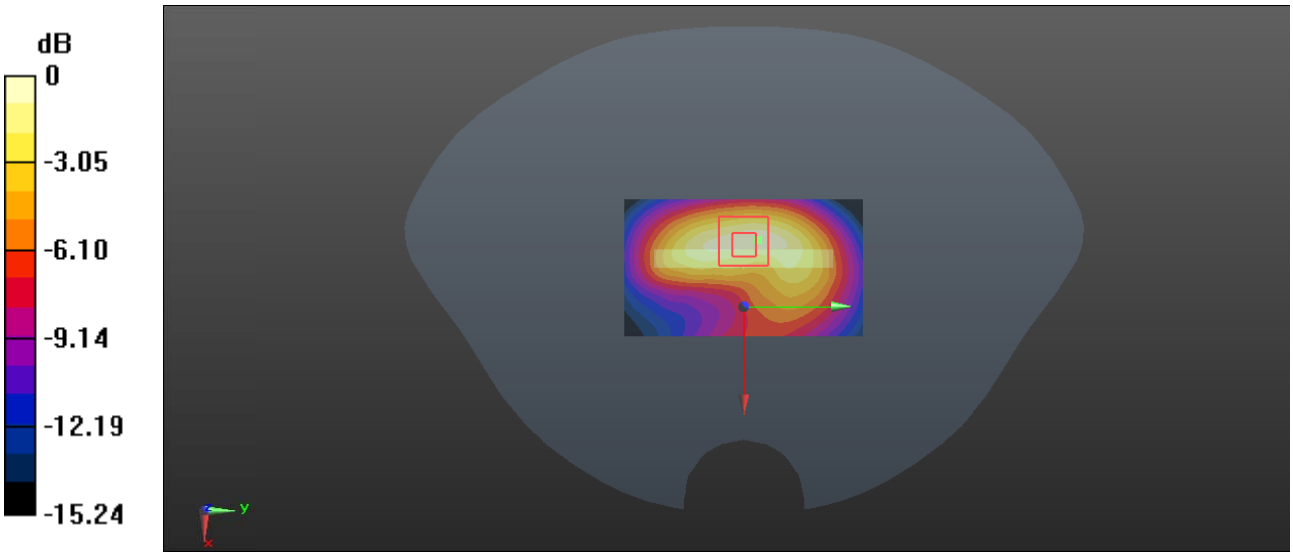

0 dB = 0.107 W/kg = -9.71 dBW/kg

Test Plot 37#: WLAN 2.4G Mode B_ Head Left Cheek _Middle

DUT: Smart Phone; Type: A630; Serial: RDG191022026-SA-S1

Communication System: IEEE 802.11b; Frequency: 2437 MHz;Duty Cycle: 1:1
Medium parameters used: f = 2437 MHz; σ = 1.762 S/m; ε_r = 40.271; ρ = 1000 kg/m^3
Phantom section: Left Section

DASY5 Configuration:

- Probe: EX3DV4 - SN7329; ConvF(7.6, 7.6, 7.6) @ 2437 MHz; Calibrated: 2019/10/22
- Sensor-Surface: 1.4mm (Mechanical Surface Detection)
- Electronics: DAE4 Sn772; Calibrated: 2019/10/6
- Phantom: Twin SAM; Type: Twin SAM V5.0; Serial: TP:1412
- Measurement SW: DASY52, Version 52.10 (2); SEMCAD X Version 14.6.12 (7470)

Area Scan (111x81x1): Interpolated grid: dx=1.200 mm, dy=1.200 mm
Maximum value of SAR (interpolated) = 0.0246 W/kg

Zoom Scan (6x6x7)/Cube 0: Measurement grid: dx=8mm, dy=8mm, dz=5mm
Reference Value = 0.7440 V/m; Power Drift = 0.06 dB
Peak SAR (extrapolated) = 0.0330 W/kg
SAR(1 g) = 0.012 W/kg; SAR(10 g) = 0.00595 W/kg
Maximum value of SAR (measured) = 0.0178 W/kg



0 dB = 0.0178 W/kg = -17.50 dBW/kg

Test Plot 38#: WLAN 2.4G Mode _ Head Left Tilt_ Middle

DUT: Smart Phone; Type: A630; Serial: RDG191022026-SA-S1

Communication System: IEEE 802.11b; Frequency: 2437 MHz;Duty Cycle: 1:1
Medium parameters used: f = 2437 MHz; σ = 1.762 S/m; ε_r = 40.271; ρ = 1000 kg/m^3
Phantom section: Left Section

DASY5 Configuration:

- Probe: EX3DV4 - SN7329; ConvF(7.6, 7.6, 7.6) @ 2437 MHz; Calibrated: 2019/10/22
- Sensor-Surface: 1.4mm (Mechanical Surface Detection)
- Electronics: DAE4 Sn772; Calibrated: 2019/10/6
- Phantom: Twin SAM; Type: Twin SAM V5.0; Serial: TP:1412
- Measurement SW: DASY52, Version 52.10 (2); SEMCAD X Version 14.6.12 (7470)

Area Scan (161x91x1): Interpolated grid: dx=1.200 mm, dy=1.200 mm
Maximum value of SAR (interpolated) = 0.0380 W/kg

Zoom Scan (5x5x7)/Cube 0: Measurement grid: dx=8mm, dy=8mm, dz=5mm
Reference Value = 1.198 V/m; Power Drift = 0.08 dB
Peak SAR (extrapolated) = 0.0440 W/kg
SAR(1 g) = 0.021 W/kg; SAR(10 g) = 0.010 W/kg
Maximum value of SAR (measured) = 0.0348 W/kg

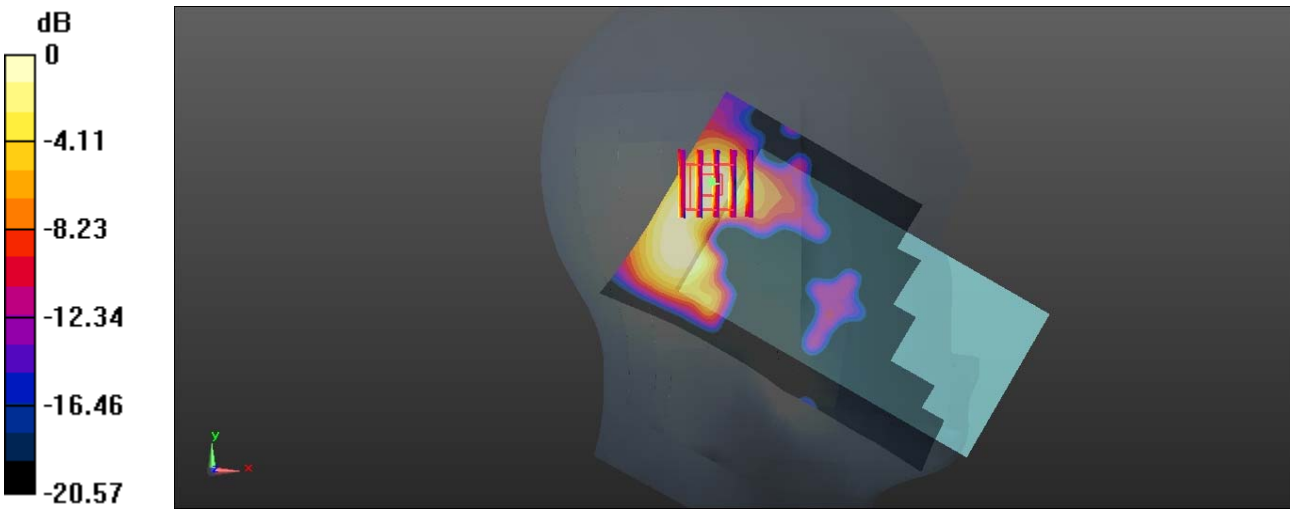

0 dB = 0.0348 W/kg = -14.58 dBW/kg

Test Plot 39#: WLAN 2.4G Mode B_ Head Right Cheek _Middle

DUT: Smart Phone; Type: A630; Serial: RDG191022026-SA-S1

Communication System: IEEE 802.11b; Frequency: 2437 MHz;Duty Cycle: 1:1
Medium parameters used: f = 2437 MHz; σ = 1.762 S/m; ε_r = 40.271; ρ = 1000 kg/m^3
Phantom section: Right Section

DASY5 Configuration:

- Probe: EX3DV4 - SN7329; ConvF(7.6, 7.6, 7.6) @ 2437 MHz; Calibrated: 2019/10/22
- Sensor-Surface: 1.4mm (Mechanical Surface Detection)
- Electronics: DAE4 Sn772; Calibrated: 2019/10/6
- Phantom: Twin SAM; Type: Twin SAM V5.0; Serial: TP:1412
- Measurement SW: DASY52, Version 52.10 (2); SEMCAD X Version 14.6.12 (7470)

Area Scan (151x91x1): Interpolated grid: dx=1.200 mm, dy=1.200 mm
Maximum value of SAR (interpolated) = 0.0315 W/kg

Zoom Scan (6x5x7)/Cube 0: Measurement grid: dx=8mm, dy=8mm, dz=5mm
Reference Value = 1.005 V/m; Power Drift = 0.01 dB
Peak SAR (extrapolated) = 0.0530 W/kg
SAR(1 g) = 0.018 W/kg; SAR(10 g) = 0.00784 W/kg
Maximum value of SAR (measured) = 0.0254 W/kg

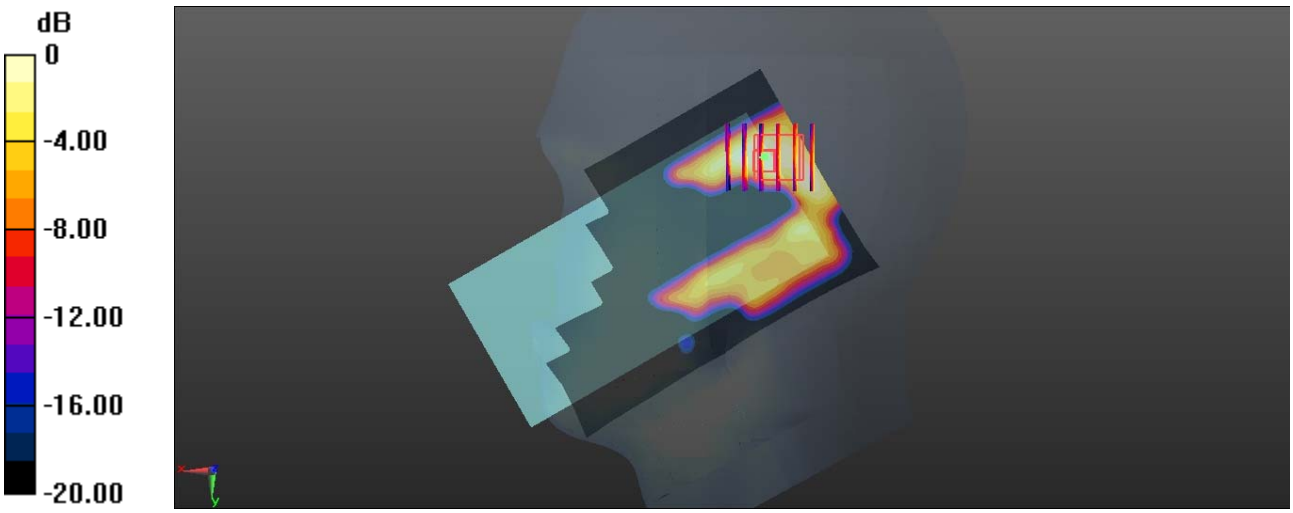

0 dB = 0.0254 W/kg = -15.95 dBW/kg

Test Plot 40#: WLAN 2.4G Mode B_ Head Right Tilt _Middle

DUT: Smart Phone; Type: A630; Serial: RDG191022026-SA-S1

Communication System: IEEE 802.11b; Frequency: 2437 MHz;Duty Cycle: 1:1
Medium parameters used: f = 2437 MHz; σ = 1.762 S/m; ε_r = 40.271; ρ = 1000 kg/m^3
Phantom section: Right Section

DASY5 Configuration:

- Probe: EX3DV4 - SN7329; ConvF(7.6, 7.6, 7.6) @ 2437 MHz; Calibrated: 2019/10/22
- Sensor-Surface: 1.4mm (Mechanical Surface Detection)
- Electronics: DAE4 Sn772; Calibrated: 2019/10/6
- Phantom: Twin SAM; Type: Twin SAM V5.0; Serial: TP:1412
- Measurement SW: DASY52, Version 52.10 (2); SEMCAD X Version 14.6.12 (7470)

Area Scan (161x91x1): Interpolated grid: dx=1.200 mm, dy=1.200 mm
Maximum value of SAR (interpolated) = 0.0478 W/kg

Zoom Scan (6x6x7)/Cube 0: Measurement grid: dx=8mm, dy=8mm, dz=5mm
Reference Value = 1.539 V/m; Power Drift = 0.14 dB
Peak SAR (extrapolated) = 0.0560 W/kg
SAR(1 g) = 0.025 W/kg; SAR(10 g) = 0.013 W/kg
Maximum value of SAR (measured) = 0.0383 W/kg



0 dB = 0.0383 W/kg = -14.17 dBW/kg

Test Plot 41#: WLAN 2.4G Mode B_ Body Back _Middle

DUT: Smart Phone; Type: A630; Serial: RDG191022026-SA-S1

Communication System: IEEE 802.11b; Frequency: 2437 MHz;Duty Cycle: 1:1
Medium parameters used: f = 2437 MHz; σ = 1.762 S/m; ε_r = 40.271; ρ = 1000 kg/m^3
Phantom section: Flat Section

DASY5 Configuration:

- Probe: EX3DV4 - SN7329; ConvF(7.6, 7.6, 7.6) @ 2437 MHz; Calibrated: 2019/10/22
- Sensor-Surface: 1.4mm (Mechanical Surface Detection)
- Electronics: DAE4 Sn772; Calibrated: 2019/10/6
- Phantom: Twin SAM; Type: Twin SAM V5.0; Serial: TP:1412
- Measurement SW: DASY52, Version 52.10 (2); SEMCAD X Version 14.6.12 (7470)

Area Scan (151x91x1): Interpolated grid: dx=1.200 mm, dy=1.200 mm
Maximum value of SAR (interpolated) = 0.333 W/kg

Zoom Scan (5x5x7)/Cube 0: Measurement grid: dx=8mm, dy=8mm, dz=5mm
Reference Value = 2.512 V/m; Power Drift = 0.02 dB
Peak SAR (extrapolated) = 0.419 W/kg
SAR(1 g) = 0.197 W/kg; SAR(10 g) = 0.090 W/kg
Maximum value of SAR (measured) = 0.332 W/kg

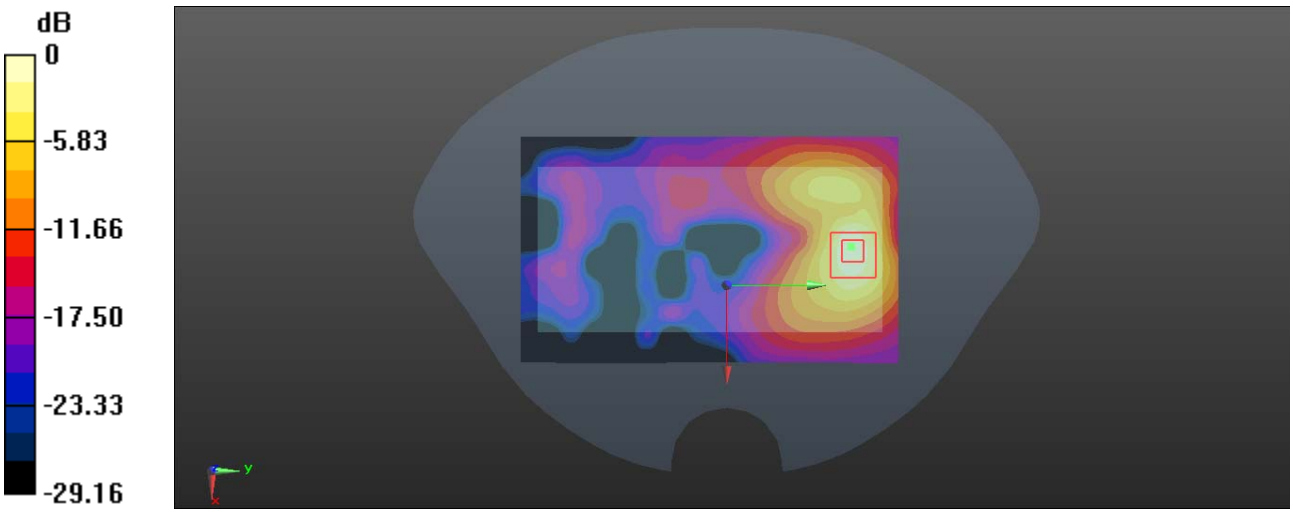

0 dB = 0.332 W/kg = -4.79 dBW/kg

Test Plot 42#: WLAN 2.4G Mode B_ Body Front _Middle

DUT: Smart Phone; Type: A630; Serial: RDG191022026-SA-S1

Communication System: IEEE 802.11b; Frequency: 2437 MHz;Duty Cycle: 1:1
Medium parameters used: f = 2437 MHz; σ = 1.762 S/m; ε_r = 40.271; ρ = 1000 kg/m^3
Phantom section: Flat Section

DASY5 Configuration:

- Probe: EX3DV4 - SN7329; ConvF(7.6, 7.6, 7.6) @ 2437 MHz; Calibrated: 2019/10/22
- Sensor-Surface: 1.4mm (Mechanical Surface Detection)
- Electronics: DAE4 Sn772; Calibrated: 2019/10/6
- Phantom: Twin SAM; Type: Twin SAM V5.0; Serial: TP:1412
- Measurement SW: DASY52, Version 52.10 (2); SEMCAD X Version 14.6.12 (7470)

Area Scan (151x91x1): Interpolated grid: dx=1.200 mm, dy=1.200 mm
Maximum value of SAR (interpolated) = 0.0162 W/kg

Zoom Scan (5x5x7)/Cube 0: Measurement grid: dx=8mm, dy=8mm, dz=5mm
Reference Value = 0.7370 V/m; Power Drift = 0.09 dB
Peak SAR (extrapolated) = 0.0210 W/kg
SAR(1 g) = 0.011 W/kg; SAR(10 g) = 0.00572 W/kg
Maximum value of SAR (measured) = 0.0157 W/kg

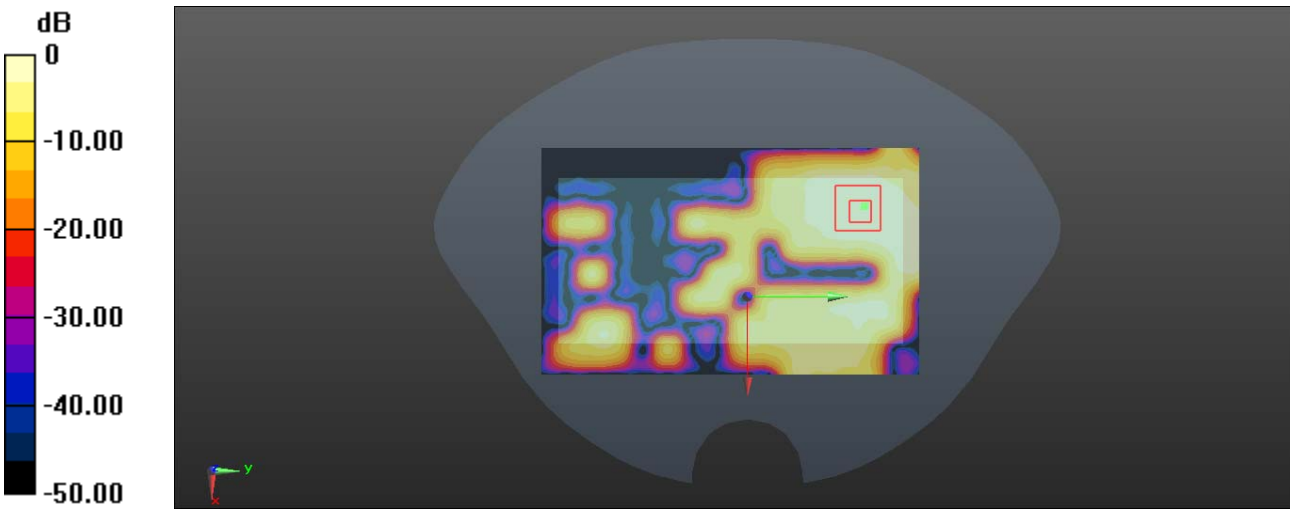

0 dB = 0.0157 W/kg = -18.04 dBW/kg

Test Plot 43#: WLAN 2.4G Mode B_ Body Top _Middle

DUT: Smart Phone; Type: A630; Serial: RDG191022026-SA-S1

Communication System: IEEE 802.11b; Frequency: 2437 MHz;Duty Cycle: 1:1
Medium parameters used: f = 2437 MHz; σ = 1.762 S/m; ε_r = 40.271; ρ = 1000 kg/m^3
Phantom section: Flat Section

DASY5 Configuration:

- Probe: EX3DV4 - SN7329; ConvF(7.6, 7.6, 7.6) @ 2437 MHz; Calibrated: 2019/10/22
- Sensor-Surface: 1.4mm (Mechanical Surface Detection)
- Electronics: DAE4 Sn772; Calibrated: 2019/10/6
- Phantom: Twin SAM; Type: Twin SAM V5.0; Serial: TP:1412
- Measurement SW: DASY52, Version 52.10 (2); SEMCAD X Version 14.6.12 (7470)

Area Scan (81x51x1): Interpolated grid: dx=1.200 mm, dy=1.200 mm
Maximum value of SAR (interpolated) = 0.0625 W/kg

Zoom Scan (5x5x7)/Cube 0: Measurement grid: dx=8mm, dy=8mm, dz=5mm
Reference Value = 3.875 V/m; Power Drift = 0.11 dB
Peak SAR (extrapolated) = 0.0760 W/kg
SAR(1 g) = 0.039 W/kg; SAR(10 g) = 0.020 W/kg
Maximum value of SAR (measured) = 0.0623 W/kg

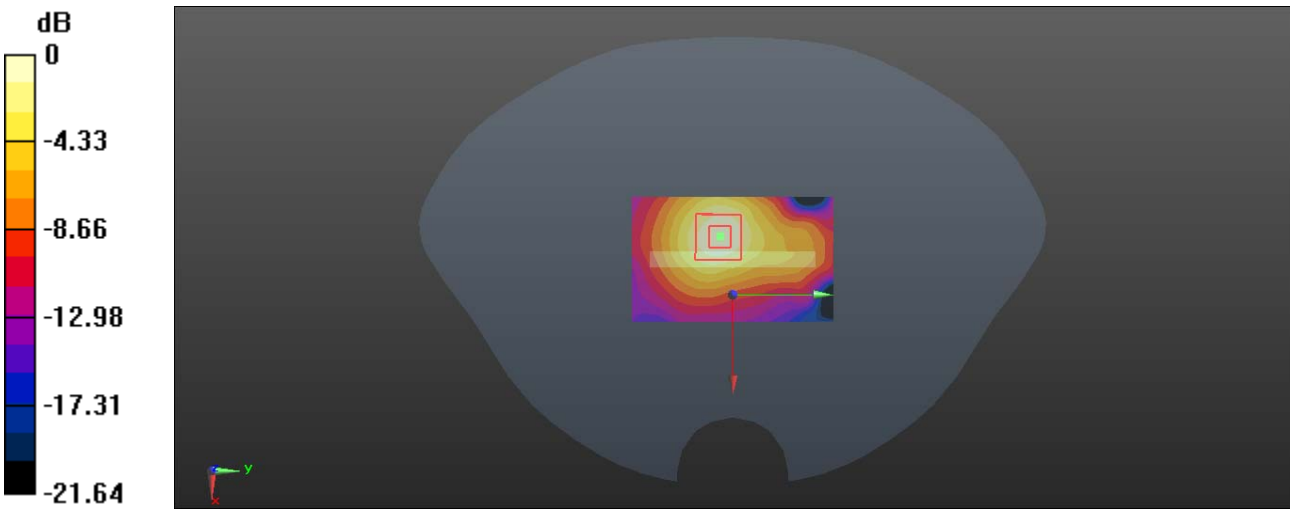

0 dB = 0.0623 W/kg = -12.06 dBW/kg