Test Setup Photographs for the O by Nespresso

1. Radiated Emissions

1.1. Configuration 1: NFC radiated measurement < 30 MHz on the Open Field Test Site



Photo 1

Radiated Emissions (continued)

Photo 2

Photo 3

Radiated Emissions (continued)

1.2. Configuration 2: NFC and Co-Location (NFC+WLAN) radiated measurement < 30 MHz in Semi-Anechoic Chamber



Photo 1

Radiated Emissions (continued)



Photo 2

Photo 3

Radiated Emissions (continued)

1.3. Configuration 3: NFC and Co-Location (NFC+WLAN) Radiated measurement > 30 MHz in Semi-Anechoic Chamber



Photo 1

Radiated Emissions (continued)

Photo 2

Photo 3

Radiated Emissions (continued)

1.4. Configuration 3: NFC and Co-Location (NFC+WLAN) radiated measurement > 1 GHz in Semi-Anechoic Chamber



Photo 1

Radiated Emissions (continued)



Photo 2

Photo 3

2. AC Conducted Emissions

2.1. Configuration 1:

Photo 1

Photo 2