Appendix B

RF Test Data for BT V4.2(BDR/EDR) (Conducted Measurement)

Product Name: Wireless Keyboard

Trade Mark:FUNDIAN

Test Model: PV-K01

Environmental Conditions

Temperature:	23.8 ° C
Relative Humidity:	53.8%
ATM Pressure:	100.0 kPa
Test Engineer:	JK ZHOU
Supervised by:	Wang.Chuang

B.1 Duty Cycle

Test Mode	Test Channel	Ant	Duty Cycle[%]	Verdict
BT LE	2440	Ant1	100	PASS

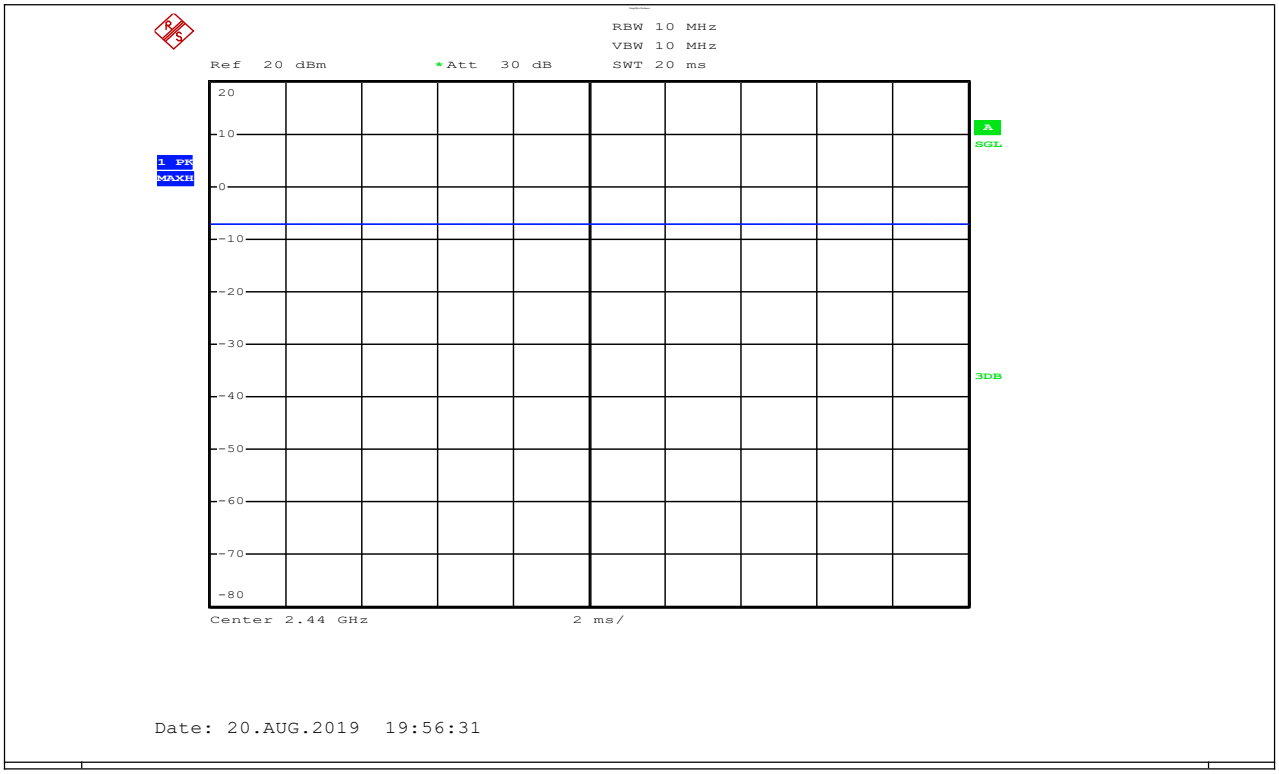

B.2 Maximum Conducted Peak Output Power

Mode	Channel	Conduct Peak Power[dBm]	Limit [dBm]	Verdict
BT LE	LCH	2.94	30	PASS
BT LE	MCH	1.38	30	PASS
BT LE	HCH	-0.42	30	PASS

Test Graphs	
LCH	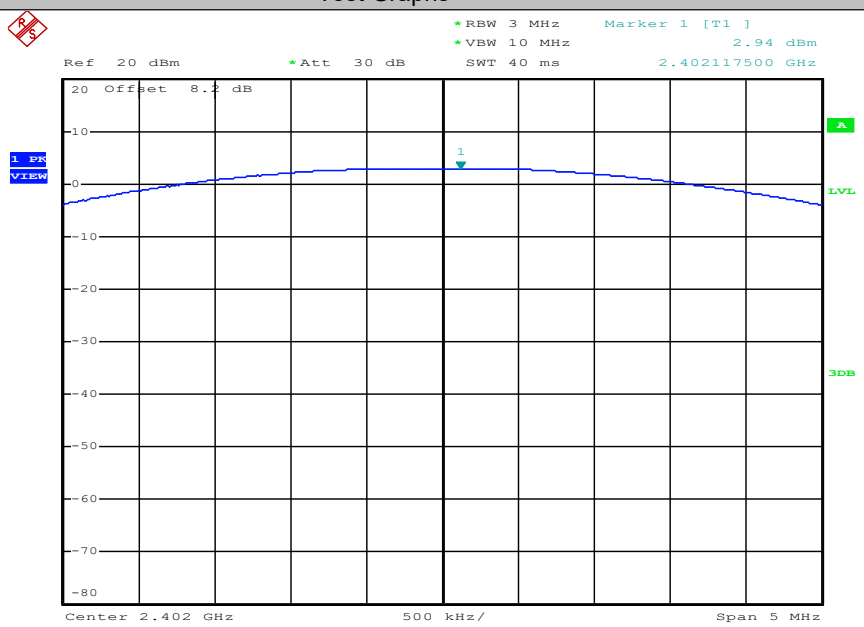 Date: 20.AUG.2019 19:47:51
MCH	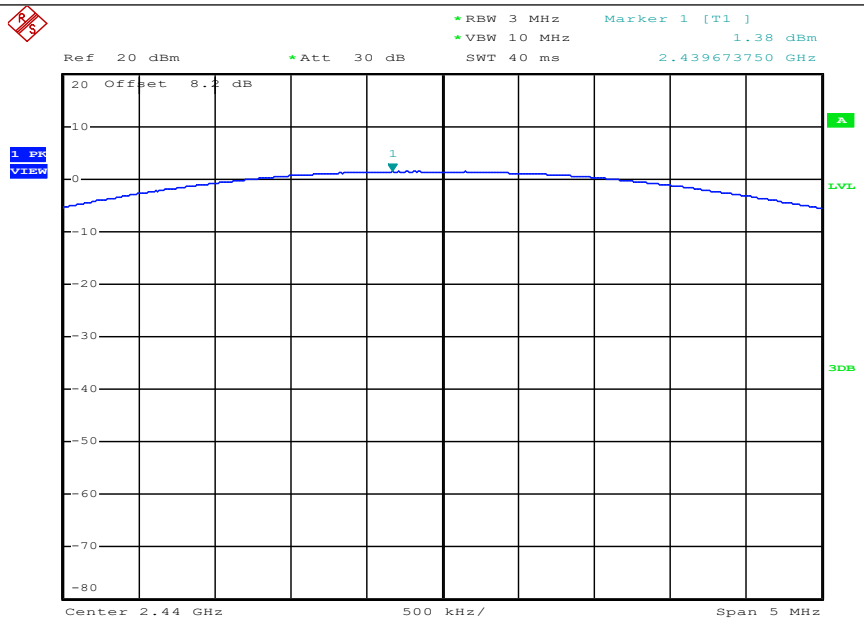 Date: 20.AUG.2019 19:52:37

HCH	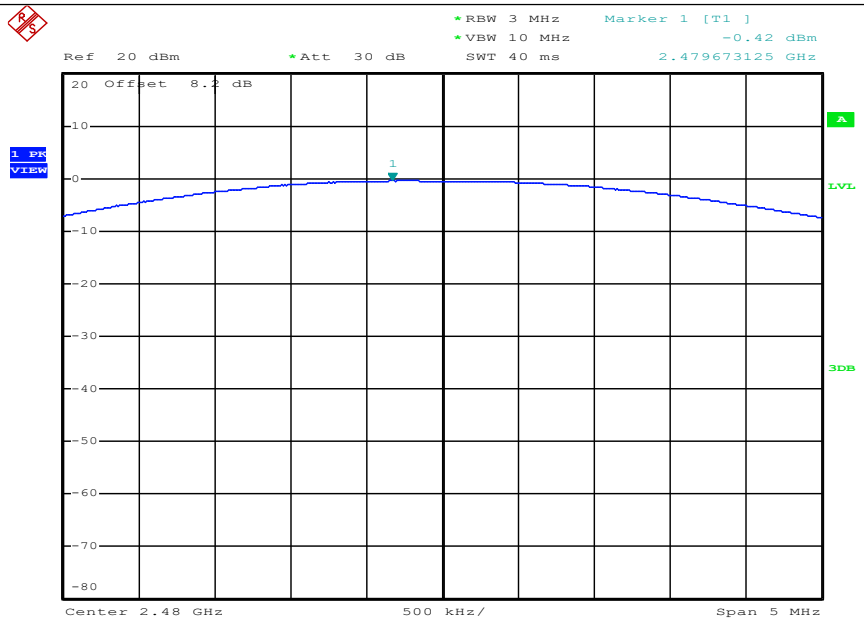 Date: 20.AUG.2019 19:54:19

B.3 Maximum Power Spectral Density

Mode	Channel	PSD [dBm/3KHz]	Limit [dBm/3KHz]	Verdict
BT LE	LCH	-11.800	8	PASS
BT LE	MCH	-13.590	8	PASS
BT LE	HCH	-14.930	8	PASS

Test Graphs	
LCH	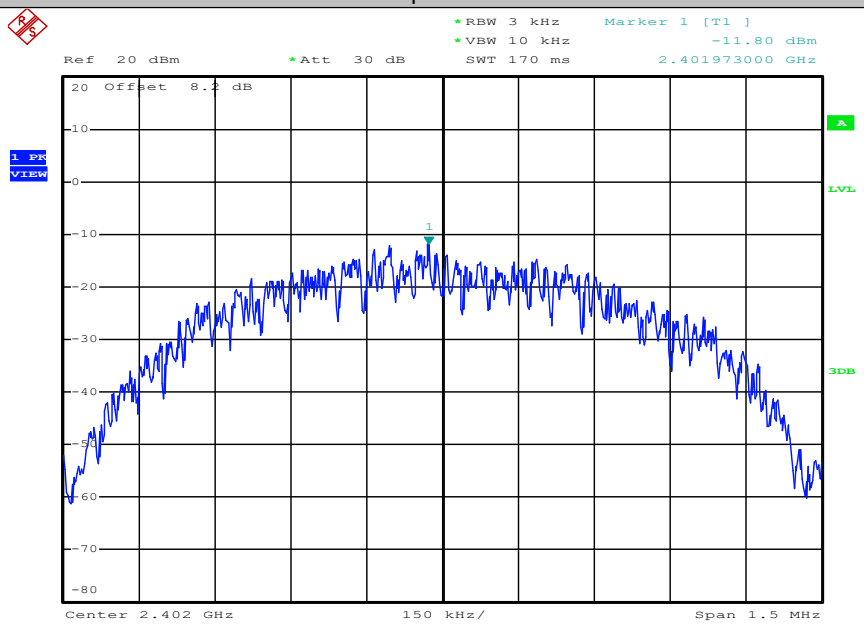 Date: 20.AUG.2019 19:48:06
MCH	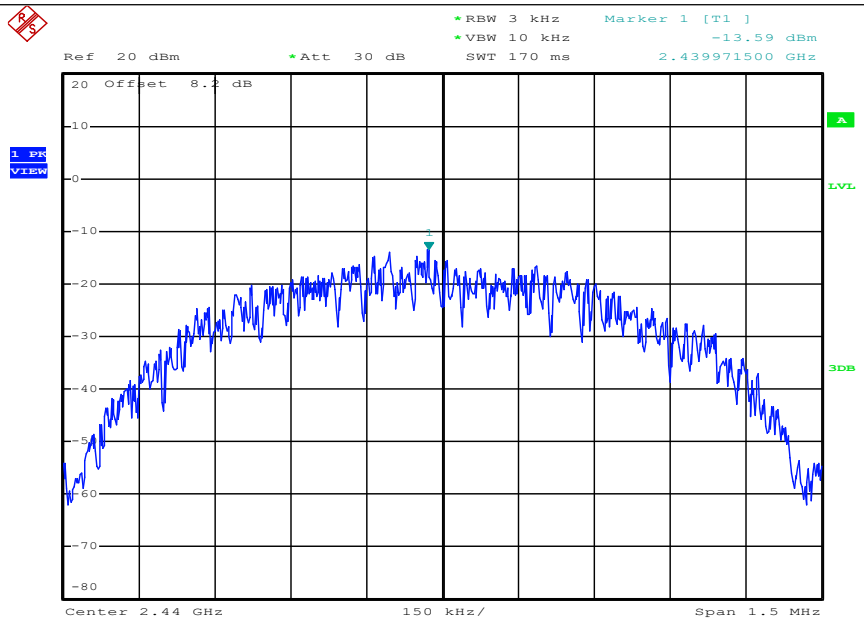 Date: 20.AUG.2019 19:52:51

HCH	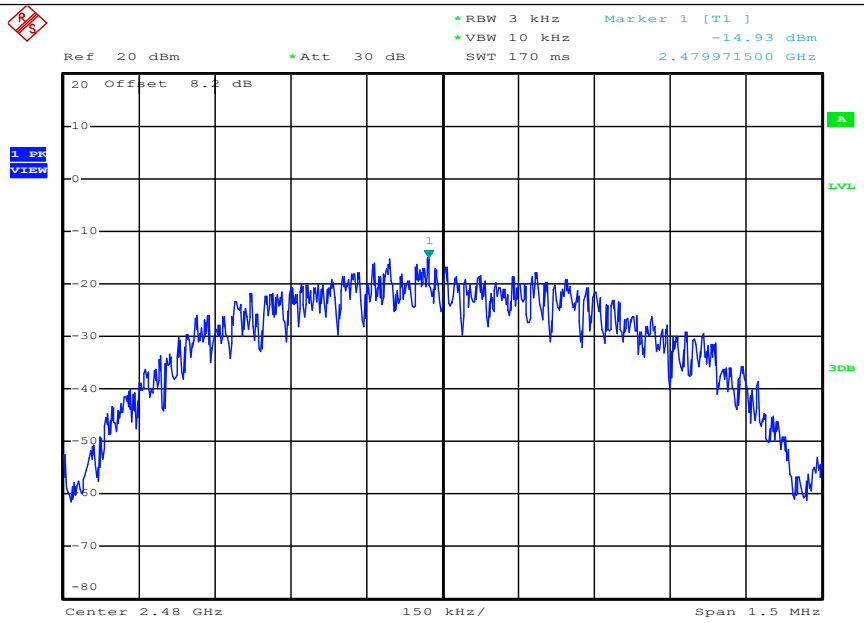 Date: 20.AUG.2019 19:54:34

B.4 6dB Bandwidth

Mode	Channel	6dB Bandwidth [MHz]	Limit [MHz]	Verdict
BT LE	LCH	0.691	⩾0.5	PASS
BT LE	MCH	0.686	⩾0.5	PASS
BT LE	HCH	0.700	⩾0.5	PASS

Test Graphs	
LCH	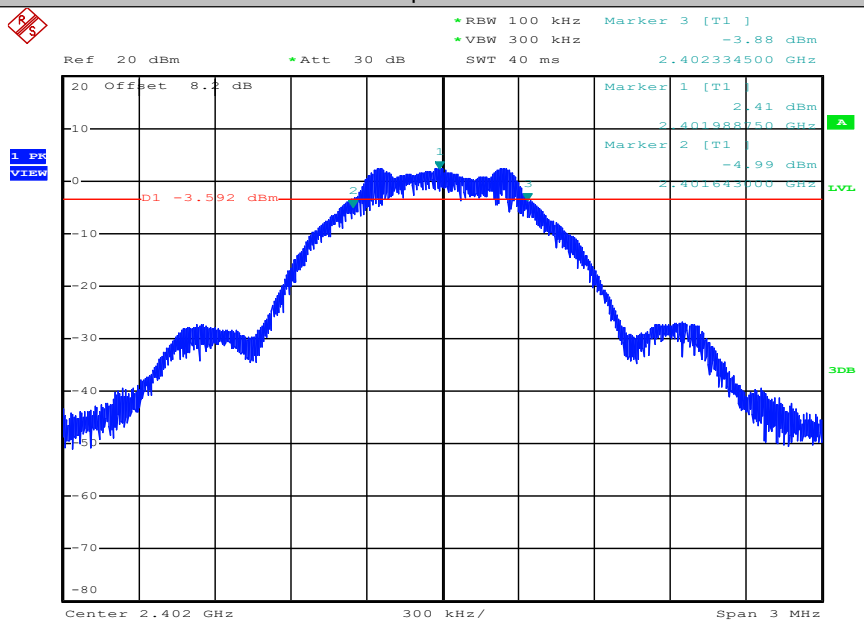 Date: 20.AUG.2019 19:47:39
MCH	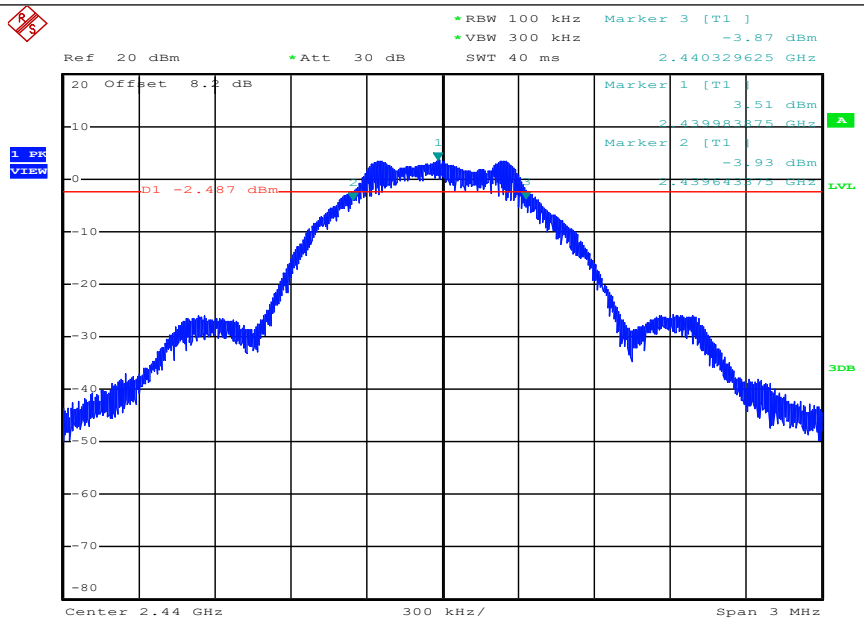 Date: 20.AUG.2019 19:50:14

HCH

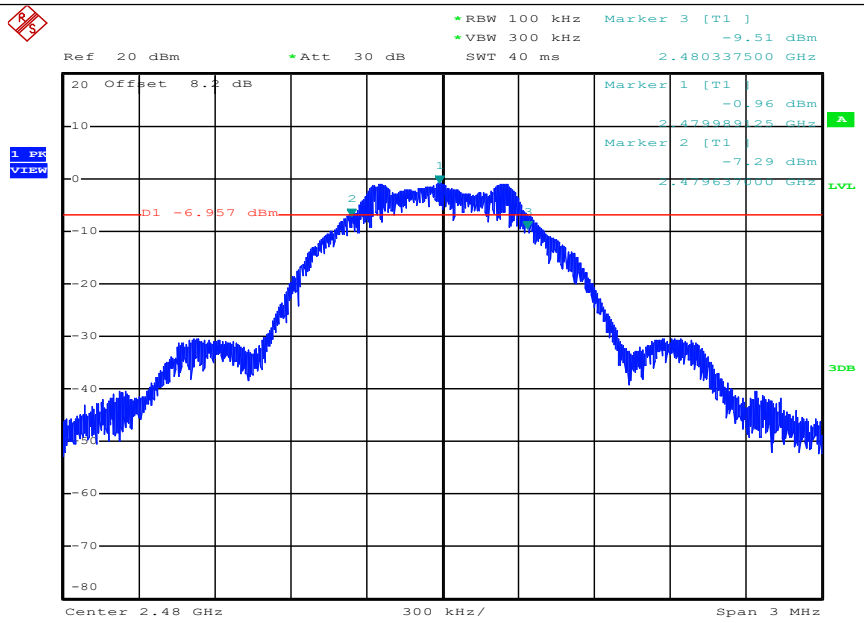

Date: 20.AUG.2019 19:54:07

B.5 RF Conducted Spurious Emissions

Mode	Channel	Pref [dBm]	Max. Level [dBm]	Limit [dBm]	Verdict
BT LE	LCH	2.38	-31.430	-17.620	PASS
BT LE	MCH	0.82	-32.010	-19.180	PASS
BT LE	HCH	-0.72	-31.300	-20.720	PASS

BT LE_LCH_Graphs	
Pref/BT LE/LCH	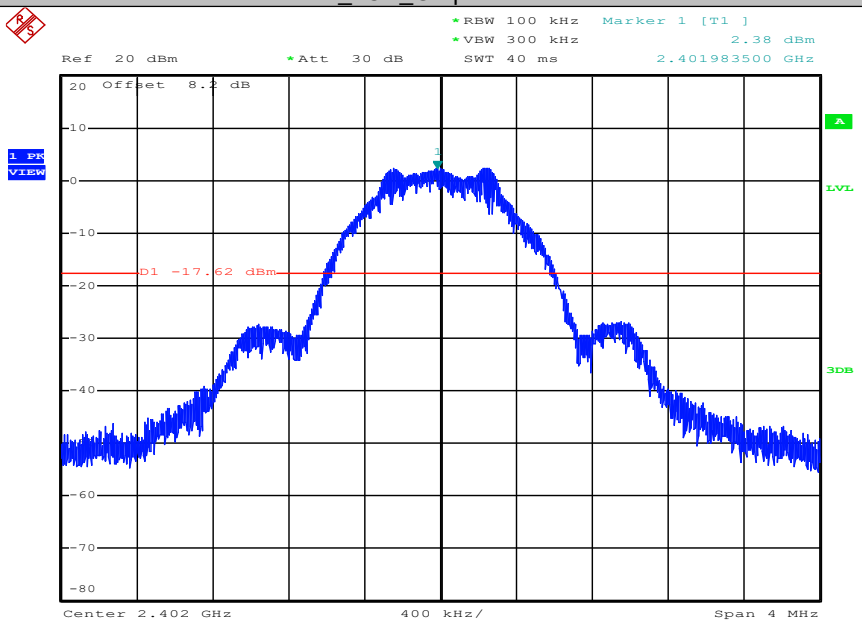 Date: 20.AUG.2019 19:48:31
Puw/BT LE/LCH	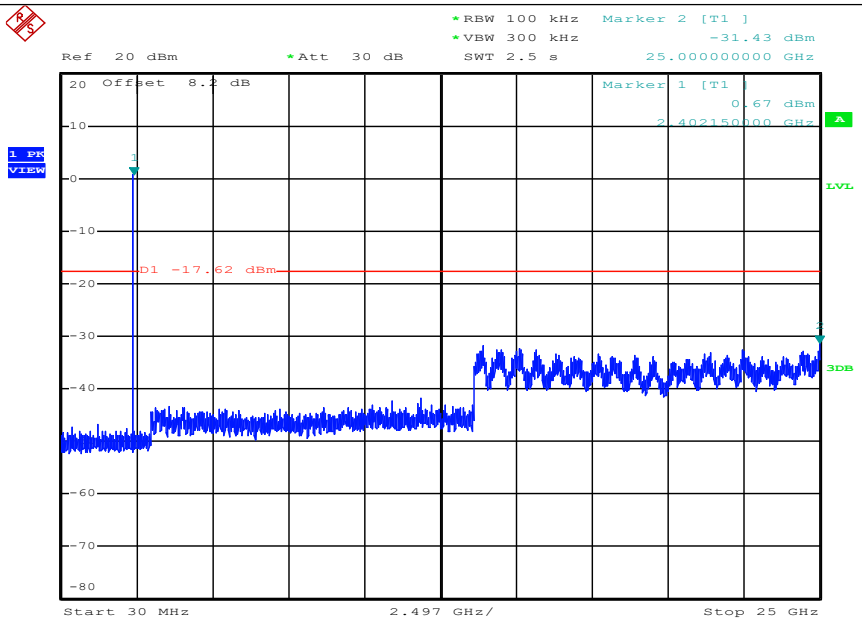 Date: 20.AUG.2019 19:49:01

BT LE_MCH_Graphs	
Pref/BT LE/MCH	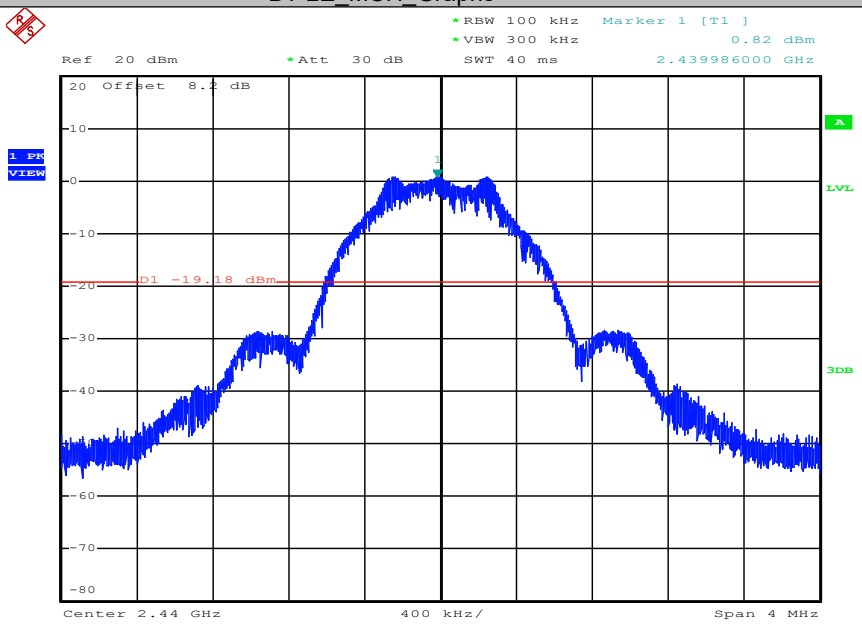 Date: 20.AUG.2019 19:53:03
Puw/BT LE/MCH	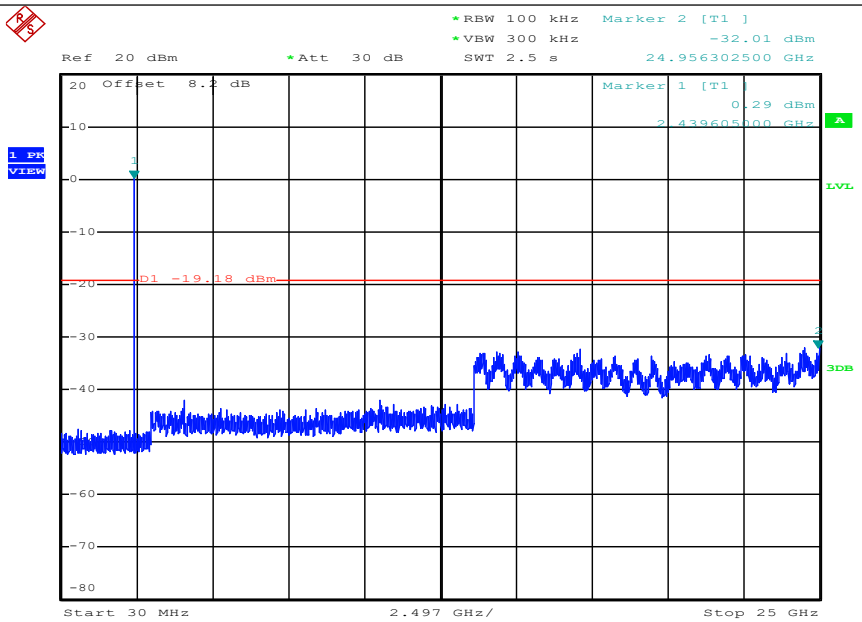 Date: 20.AUG.2019 19:53:34

BT LE_HCH_Graphs	
Pref/BT LE/HCH	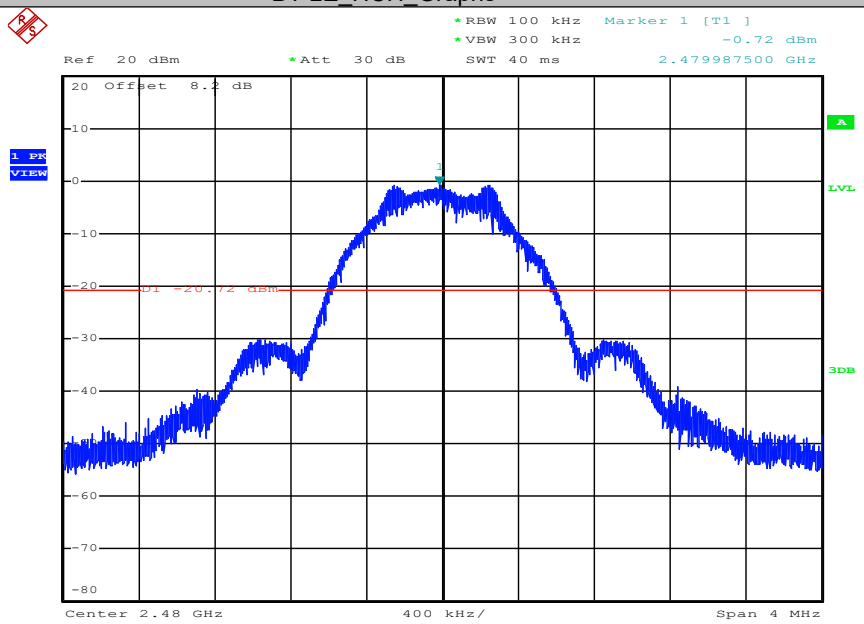 Date: 20.AUG.2019 19:55:00
Puw/BT LE/HCH	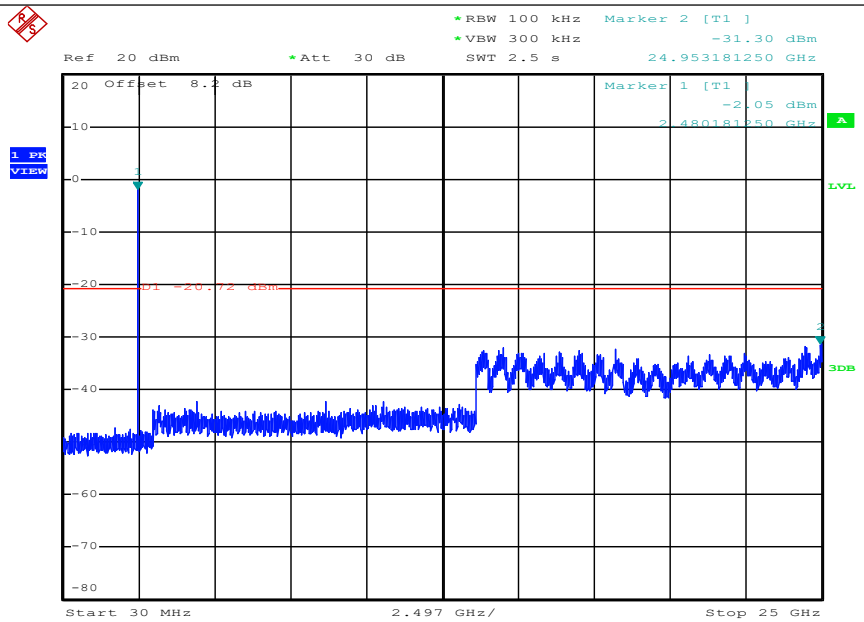 Date: 20.AUG.2019 19:55:30

B.6 Band-edge for RF Conducted Emissions

Mode	Channel	Carrier Power[dBm]	Max.Spurious Level [dBm]	Limit [dBm]	Verdict
BT LE	LCH	2.350	-47.569	-17.65	PASS
BT LE	HCH	-0.930	-47.377	-20.93	PASS

Test Graphs	
LCH	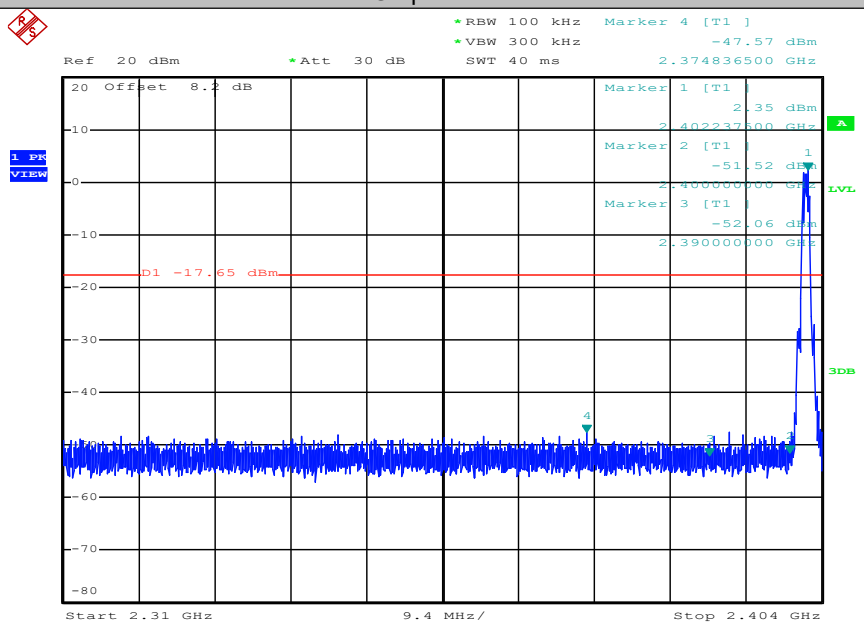
HCH	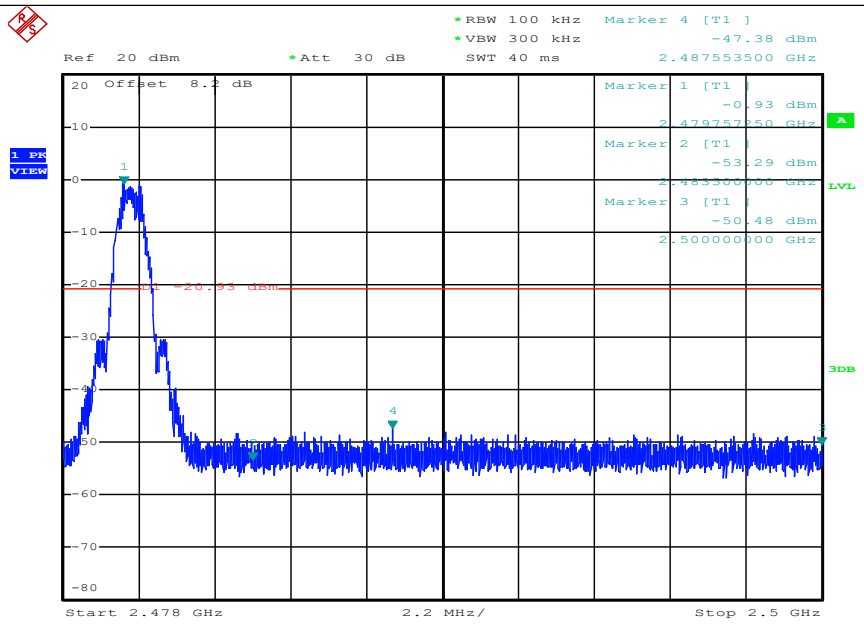

B.7 Restrict-band band-edge measurements

Test Mode	Test Channel	Ant	Freq.	Power [dBm]	Gain	Ground Factor	E [dBuV/m]	Detector	Limit [dBuV/m]	Verdi.
BT LE	2402	Ant1	2310.0	-47.55	2.0	0	47.71	PEAK	74	PASS
		Ant1	2310.0	-57.71	2.0	0	37.55	AV	54	PASS
		Ant1	2390.0	-48.47	2.0	0	46.79	PEAK	74	PASS
		Ant1	2390.0	-57.34	2.0	0	37.92	AV	54	PASS
	2480	Ant1	2483.5	-39.00	2.0	0	56.26	PEAK	74	PASS
		Ant1	2483.5	-47.63	2.0	0	47.63	AV	54	PASS
		Ant1	2500.0	-46.68	2.0	0	48.58	PEAK	74	PASS
		Ant1	2500.0	-57.88	2.0	0	37.38	AV	54	PASS

Restrict-band band-edge measurements_BT LE_2402_Ant1_PEAK

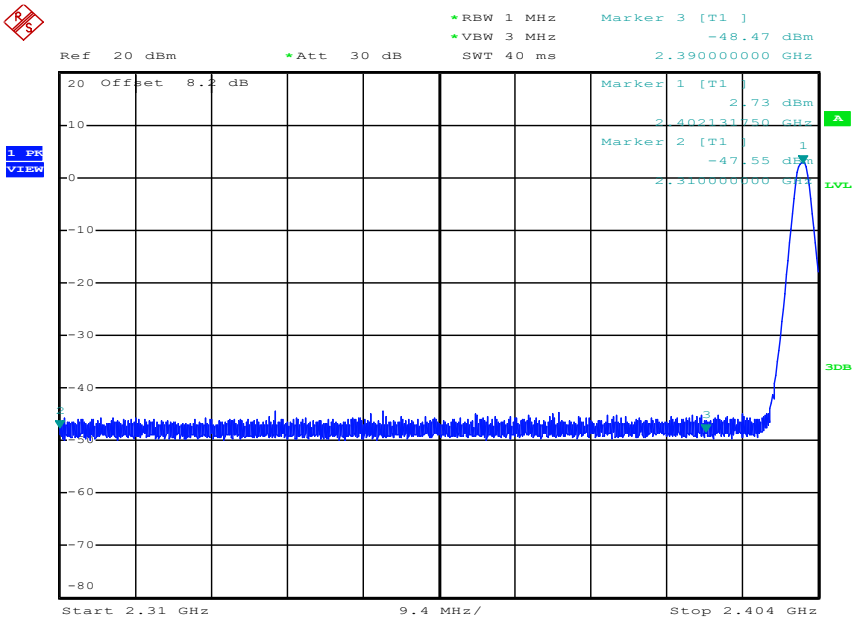

Date: 20.AUG.2019 19:49:20

Restrict-band band-edge measurements_BT LE_2402_Ant1_AV

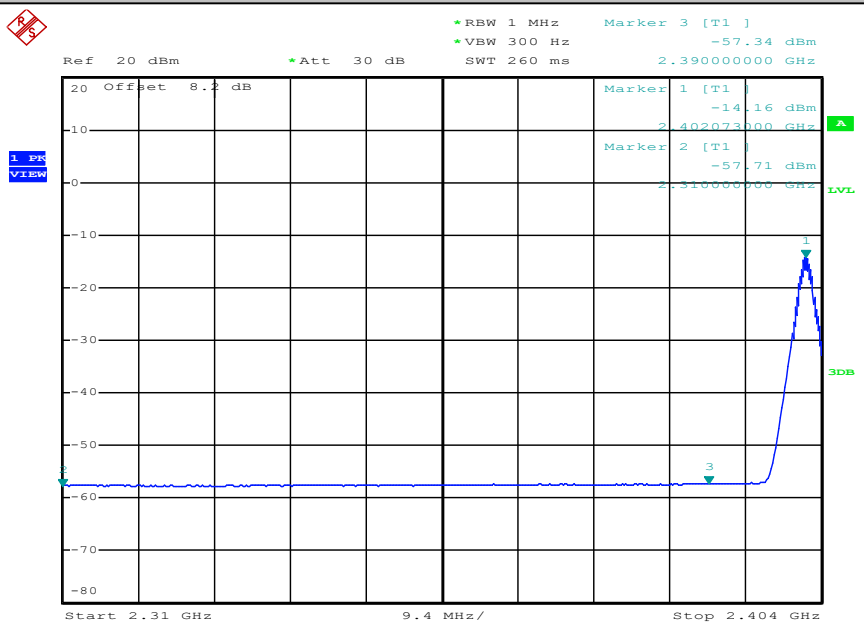

Date: 20.AUG.2019 19:49:35

Restrict-band band-edge measurements_BT LE_2480_Ant1_PEAK

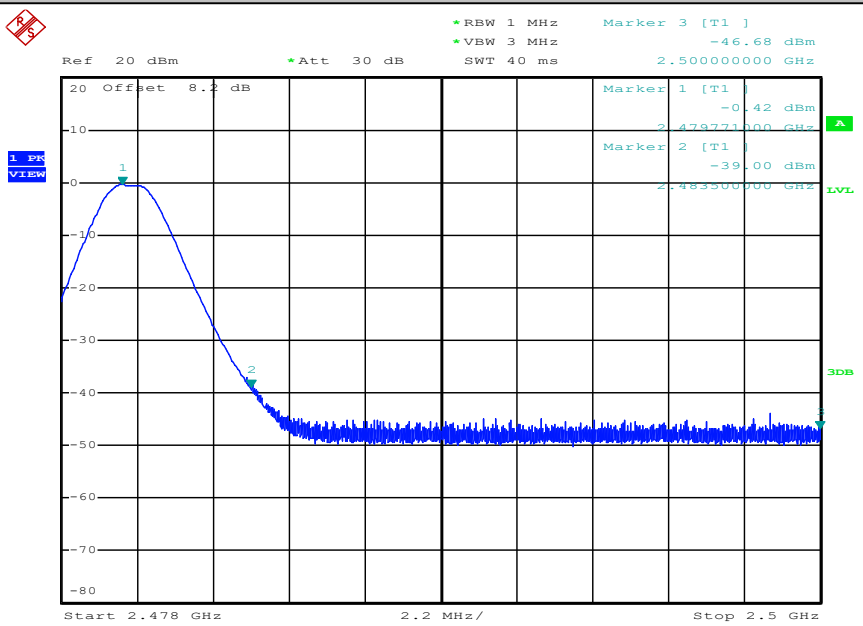

Date: 20.AUG.2019 19:55:49

Restrict-band band-edge measurements_BT LE_2480_Ant1_AV

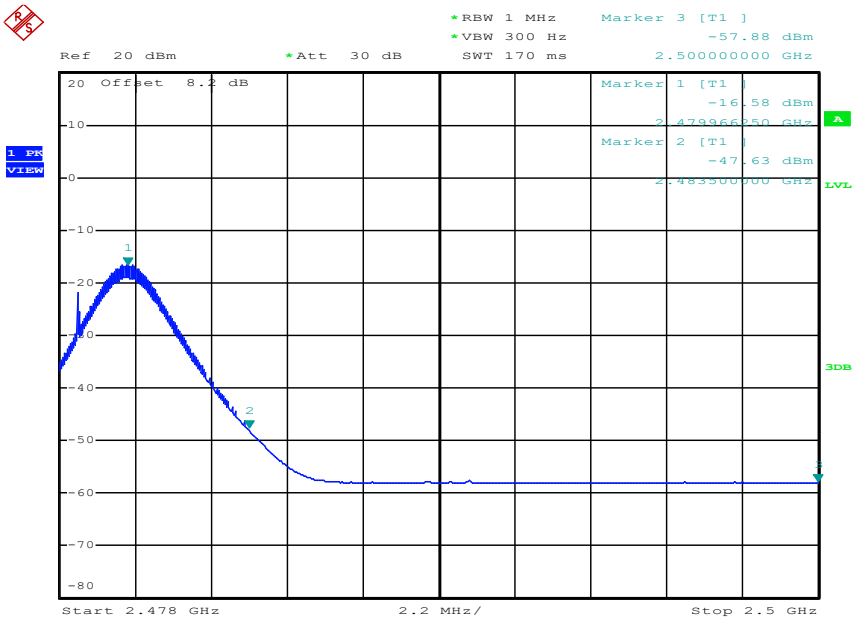

Date: 20.AUG.2019 19:56:04