# 11.6” Notebook

# User Manual

# Contents

Appearance and buttons： 2
Welcome to Windows 10 5
Key innovations 5
Cortana 5
Microsoft Edge 6
Built-in apps 7
Enterprise-grade secure and fast 8
Windows Defender 8
Smart Screen 8
Windows Hello 8
Hiberboot 9
InstantGo 9
Familiar and easy to use 9
Start 9
Compatible 10
Multi-tasking 11
Continuum 12
Seamlessly stay up to date 13
Automatic updates 14
OneDrive 14
Windows Store 14
Hardware configuration 16

# Important safety instructions

- This device must be used in an environment where the ambient temperature is between 5° C（41° F）and 35°（95° ）
- Do not expose the device to rain or humidity an keep it away from liquids. If water or other liquid is spilled on the unit, switch off the unit immediately and wait until it is completely dry before turning it back on.
- Do not expose the device to solar radiation.
- Do not use strong solvents, liquid detergents or other chemicals on or near the surface of the device to prevent corrosion or deterioration of the surface.
- Do not expose the device to dusty environments.
- Do not use the device during a gas leak.
- Do not expose the device to strong magnetic or electrical fields.
- You can pass the decice through airport X-ray detectors. However, it is recommended that you do not pass your device through the magnetic detection portals or expose it to portable detectors.
- Do not place any objects on the device.
- Do not place the device on an uneven or unstable surface.
- Ensure that the device is protected from falls or other shocks that many damage it.
- Do not leave the device on or in change on your knees or any other part of your body to avoid the risk of heat-related injuries.
- Turn off the unit before transporting or covering it with materials that do not allow for optimum air circulation.
- Do not use damaged power cords,accessories other peripherals with your device.
- We recommend the exclusive use the accessories (power supply...)supplied with the device.
- Use only original batteries. Replacing the battery with an incorrect battery can lead to an explosion risk.
- Do not disassemble, modify or repair the device yourself, otherwise the guarantee will be voided.
- Please save your important content regularly to avoid data loss.
- Our company disclaims all responsibility for any loss or suppression of elements contained in the device due to improper use of the hardware or software, lack of maintenance or any other accidental event.

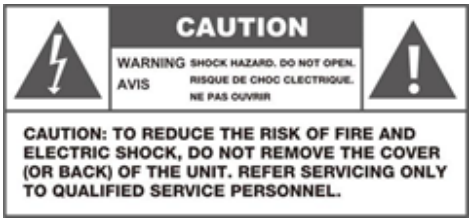

Tning flash symbol with an arrow in an equilateral triangle is intended to alert the user to the presence or an uninsulated 《dangerous voltage》inside the product, which is of sufficient magnitude to constitute a risk of electric shock.

In the documentation supplied with the device, the exclamation point in an equilateral triangle is intended to alert the user to the presence of important operating and maintenance instructions.

At full volume,prolonged listening on the portable audio device can damage the user’s hearing.

# Appearance and buttons：

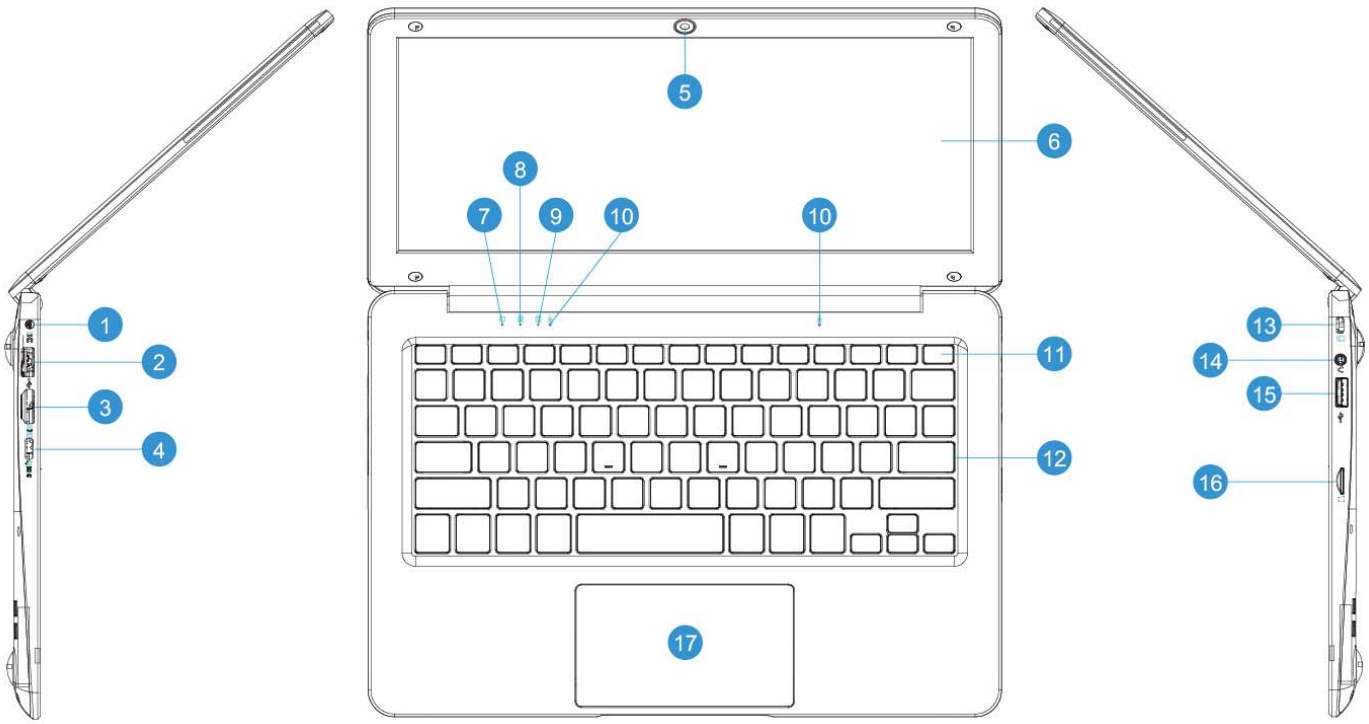


**1. Charging Port**

This port is for power supply when connected to an adapter.

**2. USB Port type A (3.0)**

Plug in USB devices here.

**3. HDMI port (High-Definition Multimedia Interface)**

This port allows you to plug HDMI cable

**4. Port USB type C**

This port is data transmission

**5. Front Camera**

Use this camera for taking selfies and for video conferences.

**6.LCD Screen**

The main laptop screen

**7. Power LED**

When you turn on the laptop, this indicator turns blue.

**8. Uppercase/lowercase LED**

This light indicates the switch of letter case, which is related to the "caps lock" key on the keyboard.

**9. Numeric keypad LED**

This light indicates the opening and closing of the numeric keyboard, and is related to the "NumLock" key in the keyboard.

**10. Mic**

**11. Power Button/**

Press to turn the notebook on and off.

**12. Keypad**

**13. Kensington Security Slot**

Secure the laptop to the desk or other stationary object with a Kensington lock.

**14. Audio Jack**

Use this port to connect external speakers or headphones to your notebook. You can also connect headphones with an external microphone.

**15. USB Ports Type A (3.0)**

Plug in USB devices here.

**16. Micro SD Slot**

Insert the micro-SD card here.

**17. Touch pad**

The touch pad lets you enjoy the features of a mouse. It offers an intuitive interface thanks to the multi-gesture features.

.

# Starting up

Charge the battery of your device

- Plug the power adapter into a grounded electrical outlet.

Note:Charge your logo device before using it for the first time.

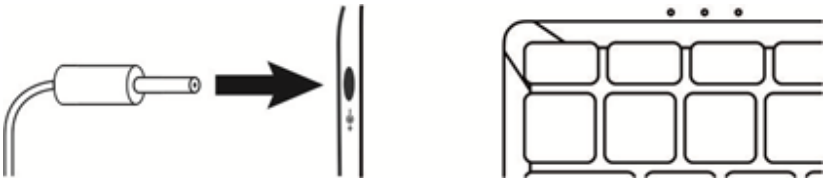

# WARNING!

Please read the following instructions for the battery of your logo device carefully:

- Only a technician authorized by logo is authorized to remove and handle the battery
- Your logo battery may present a fire or burn hazard if removed or disassembled
- Please observe the information on the device's warning labels to prevent injury
- There is a risk of explosion if the battery is replaced by an incorrect model
- Do not throw the battery into the fire
- Do not attempt to short-circuit the logo battery
- Do not attempt to disassemble the battery or reassemble the battery
- Stop using the battery if it leaks
- The battery and its components must be recycled or disposed of properly
- Keep the battery and its components out of the reach of children

# Switching on / off your device

Turn on your device by pressing the power button for a long time

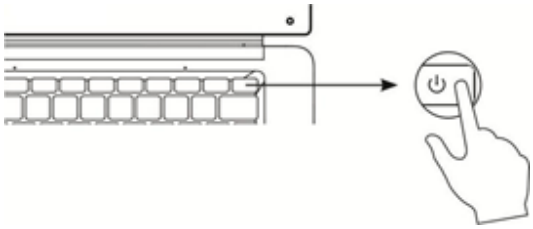

**Turn off your device:**

- Open the Start menu
- Press the Stop button

# Welcome to Windows 10

Windows 10 is designed to be the best Windows ever.

Tested by millions of users who provided input and ideas, Windows 10 combines familiarity, speed and innovative new features – including a digital assistant and a brand-new browser – with the bedrock strengths you expect from Windows, like superior security and compatibility.  And for the first time ever, you get free, automatically-enabled updates that help keep your systems current.

The result is a new Windows experience that's fresh yet familiar – and is great for helping you stay organized, have fun, and get things done.

# Key innovations

Windows 10 introduces several innovations to help you get more done across your day and across your devices. From a digital assistant with an advanced learning ability to the arrival of Xbox on PCs to our first new browser in 20 years, the new Windows has great new features that we hope you will love exploring.

## Cortana

Think of Cortana as your truly personal digital assistant who works across all your Windows 10 devices to help you get things done,By learning more about you over time, Cortana becomes more useful every day, staying transparent in order to keep your trust. And because your life is not limited to one device, Cortana is with you on your Windows 10 PC, tablet, and phone – helping you whenever and wherever you need it.

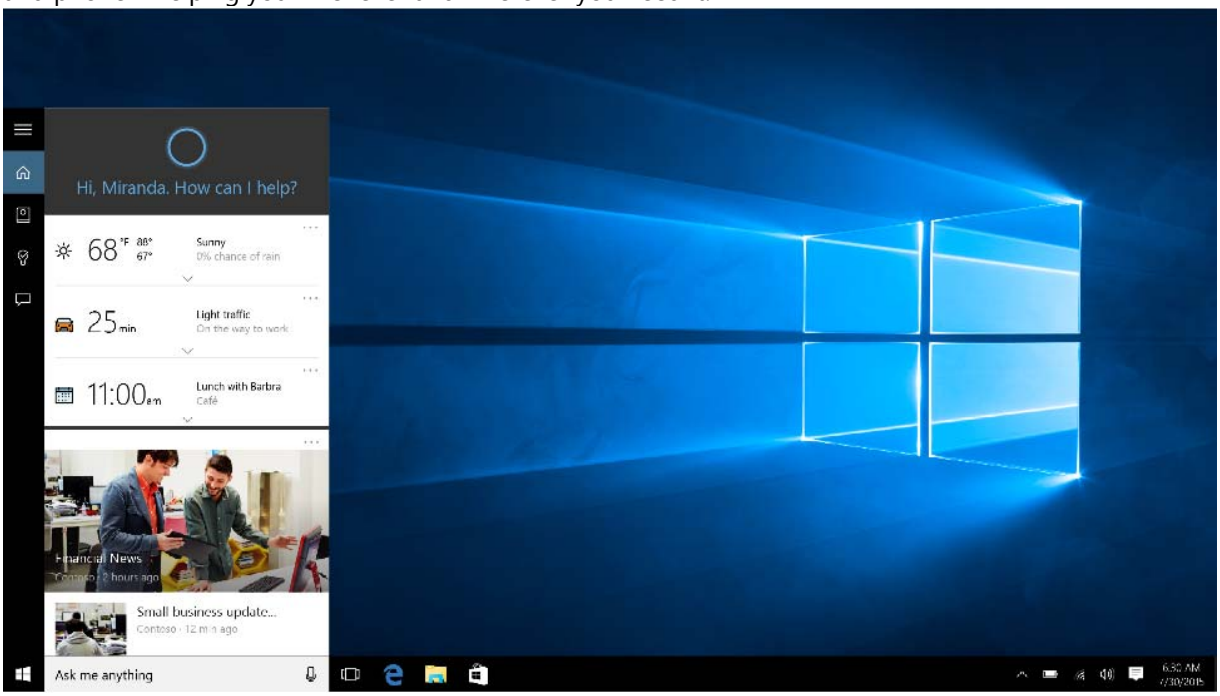


*Cortana Home provides a daily glance of the day ahead.*

**Cortana Home gives you helpful info at a glance**
Cortana Home is the place to go for personal suggestions, a daily glance of the day ahead, recommendations for restaurants to check out, and more.

**Keep track of your preferences in Cortana's Notebook**
The Notebook is where Cortana keeps track of what you like and what you want. Use it to control what Cortana knows about you, including your interests and favorite places.

**Cortana makes it easy to keep up with your schedule**
Cortana is the best personal assistant for reminding you about all the important things in your life. Time-based, people-based, and location-based reminders all trigger at the right time on any device, making sure that you never miss a thing.

**Let Cortana find what you're looking for**
When you search from the taskbar, Cortana will show you results from your PC, the web, and OneDrive. You can also use Cortana for help with troubleshooting. If you run into a problem or have a question about how to get things done, just type something about it into the Windows search box. Cortana will provide instant answers or links to helpful websites.

*Cortana available in select markets at launch, experience may vary by region and device.

## Microsoft Edge

Microsoft Edge is the all-new browser designed to go beyond browsing . With inking capabilities built-in, you can write or type directly on webpages and share your mark-ups with others. If you value a premium reading experience, there's a feature that allows you to clear away distractions from your online articles and a reading list that organizes your favorite reads to enjoy later. The improved address bar helps you to find things faster, and with Cortanaenabled, you can instantly move from searching to doing. All in all, Microsoft Edge sweeps away the obstacles between you and your favorite online activities – for a web experience that's more personal, responsive, and all about getting things done.

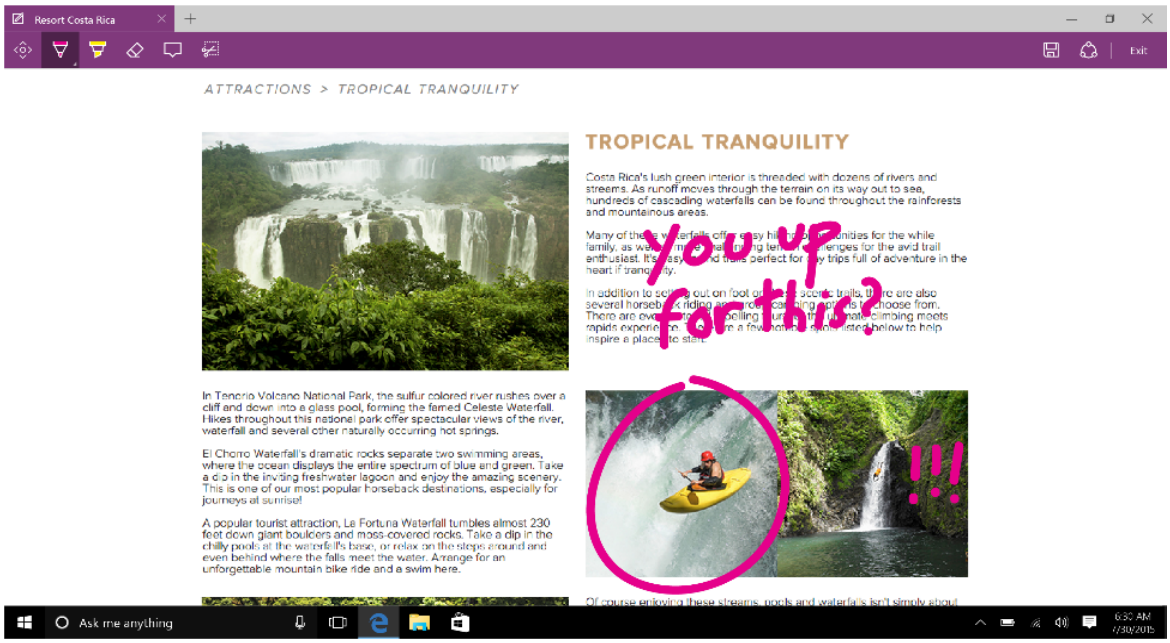


*Microsoft Edge lets you mark-up webpages*

**Easily mark up and share web pages**
Only Microsoft Edge has the built-in technology that lets you write or type directly on webpages. Add your thoughts on the page and then easily share it with others or save to OneNote. Transform any webpage into your canvas with Microsoft Edge.

**Best reading. No distractions.**
Microsoft Edge delivers the best built-in reading experience. A new reading view option lets you enjoy online articles in a distraction-free layout optimized for your screen size. You can also have any webpage or PDF file saved and organized in your reading list for convenient access later.

**Find it faster**
In a big improvement over typical address bars, Microsoft Edge makes recommendations to speed you to your online destination. You can also get quick answers for weather, stock, definitions, and calculations – even the most popular fun facts like "How tall is the Eiffel Tower?" – right from the address bar.

**Get more done with Cortana built in**
Microsoft Edge lets you move quickly from browsing to doing. With Cortana enabled, you get instant access to key actions – like making reservations or reading reviews – without leaving the page you're on. You can also highlight an unfamiliar term to get a contextual explanation that doesn't take you away from where you are.

*Cortana available in select markets at launch, experience may vary by region and device.

## Built-in apps

Windows 10 has great built-in apps like Photos, Maps, Groove – the new music app in Windows 10, and Movies & TV. [2] This family of apps shares an elegant look and feel that works consistently across your Windows 10 devices. You get an experience that's instantly recognizable with less for you to learn.

**Photos**
Put your best photos forward with Windows 10. The new Photos app makes sense of your growing jumble of photos, getting them organized and easy to navigate. The app will even create albums of your life events, showcasing the best shots to tell a great story. Count on auto-enhance3 to do expert touch-ups on the photos you take and keep on your Windows 10 device – and rest easy knowing that every photo is safely backed up with a full-resolution copy in your OneDrive online storage.

**Maps**
Maps on Windows helps you navigate your world with the information that matters most to you – it syncs your favorite locations across all your Windows devices, and helps guide you on your phone with turn-by-turn navigation even when you're offline.[2]

**Music, Movies & TV**
Enjoying music and videos is simple, fast and elegant on Windows 10. Listen to your favorite songs and artists, make your own playlists, and keep up with all the latest hits with the new music app. Or go big with the Groove Music Pass – with ad-free access to millions of tracks with one of the largest music catalogs on the planet.[4] And with video, browse, and play through your own video collection, or kick back to the hottest Movies & TV shows in HD. Browse the Store to rent or purchase from a huge collection of movies and TV shows – even starting a movie on one device and picking up where you left off on another.[2]

**Mail & Calendar**

The built-in Mail and Calendar apps get even better in Windows 10. Crafting emails has never been easier or more powerful, with the familiar and rich capability of Microsoft Word built into the authoring experience. Simply insert tables, add pictures, and use bullets and color to get your point across. Keep up with your inbox with new touch gestures[5] that help you read, sort, and archive your mail. The new navigation bar is quick and convenient, allowing you to move freely between your email and your calendar, making it easy to get things done.

[2]App and content availability and experience may vary by market; some content sold separately.
[3]Applies to photos taken with and locally stored on a Windows 10 device.
[4]Groove Music Pass is sold separately and available in select markets. Catalog size and availability varies by market.
[5]Hardware dependent

# Enterprise-grade secure and fast

The best Windows ever is also the most secure Windows ever. Windows 10 has more built-in security protections to help keep your system safe, including a password-free way[6] to quickly log in. Windows 10 pairs security features with speed, delivering fast start-ups and quick resume, giving you a great experience that you can trust to work the way it should.

## Windows Defender

Windows Defender is included as part of Windows 10, working right out-of-the box so that you are always protected. Windows Defender provides the defense you need; it is constantly updated to meet evolving threats as they are identified and is faster at detecting and protecting you against emerging malware, seen in the first critical hours. Windows Defender uses a highly scalable and geo-distributed backend service that leverages data from about one billion devices to draw fast insights and respond in hundreds of milliseconds.

## Smart Screen

Microsoft SmartScreen defends against phishing sites by performing a reputation check, and will block sites that are thought to be phishing sites. It will also defend against socially-engineered downloads of malicious software. By supporting web standards like HTTP Strict Transport Security, we are making it easier for the web developer community to build first class websites that are reliable and secured.

## Windows Hello

The most secure authentication method is your presence. With Windows, you can log yourself in with a look or a touch for fast access.[6] You can confidently skip typing in a password because the two-factor identification is enterprise-grade secure.

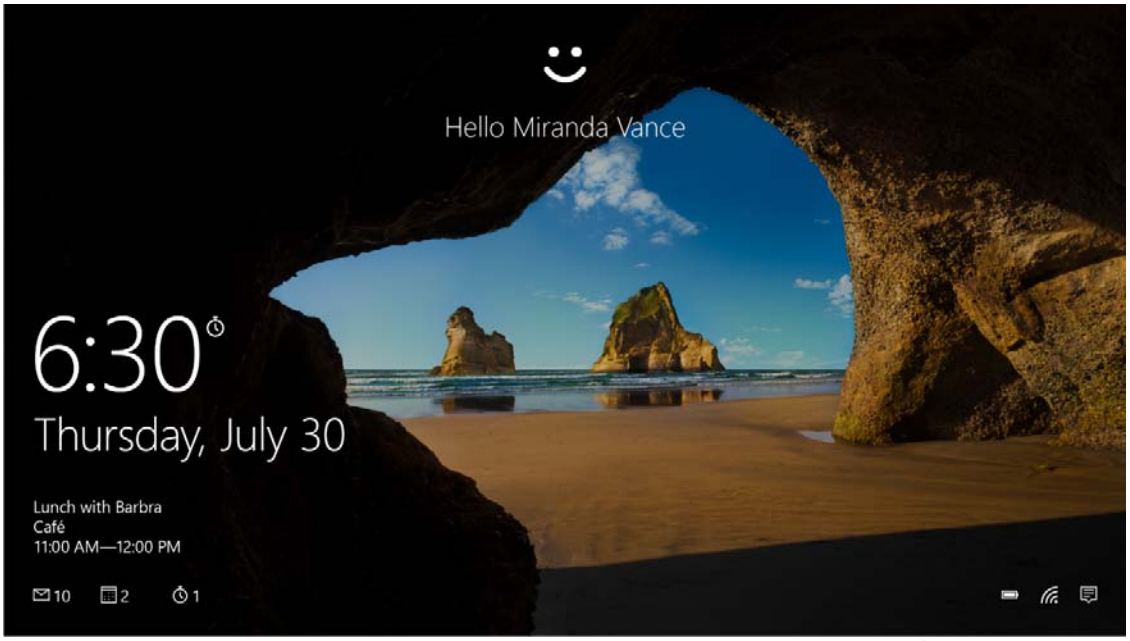

*With Windows Hello, you can log yourself in with a look or a touch for fast access.*[6]

[6]Windows Hello requires specialized hardware, including fingerprint reader, illuminated IR sensor or other biometric sensors.

### Hiberboot

Windows 10 is designed to be fast! For Windows 7 PC's upgrading to Windows 10 or Windows 7 PC users purchasing a new device, you'll experience hiberboot technology, making your Start-up on your upgraded or new Windows 10 device the fastest ever. For Windows 8 PC's, you will continue to experience the fast start-up you have grown accustomed to, and you'll notice that we have optimized Windows 10 to get the most out of your device.

### InstantGo

InstantGo maintains network connectivity when your screen is off in standby mode, allowing the system to update things in the background, and keeping it ready to instantly resume so that you don't miss anything.

[7]Hardware dependent; not applicable to all devices

## Familiar and easy to use

Windows 10 has a friendly familiar feel that makes it a breeze to use. Navigation is easier than ever as apps display beautifully across tablet and desktop modes. Plus, there are lots of new ways to multi-task quickly through your to-do list. And it's Windows so you know it will work with more of the hardware and software you already have.

### Start

The familiar Start menu is back in a more robust and expanded format that provides one-click access to the functions and files that people use most. You can quickly reach your most frequently used apps and PC settings and there is plenty of space to add your favorite Live Tiles.

*The new Start menu is familiar whether you're coming from Windows 7 or Windows 8.*

**Your apps—right at your fingertips**
Here's what you'll find on the left side of the Start menu:

- **Most used** — the apps that you use every day, front and center.
- **Suggested/recently added** — the place to discover new apps based off of your current collection. You'll also find any new apps you install from Windows Store so that they're easy to access or pin to Start right away.
- **Places** — the fastest way to access File Explorer, Settings, and Power.
- **All apps** —a list of all your installed apps, arranged for easy alphabetical browsing.

**Pin all your favorite things to Start**
If you want fast access to the things that matter most to you—whether it's favorite apps, programs, folders, people, or websites—pin them to Start.

**Get up-to-the-minute updates with Live Tiles**
New email, your next appointment, or the weekend weather: Live Tiles deliver updates from your apps right on your Start screen so you can easily see what's happening in your world and jump right into an app when you need to.

**Stay organized with tile groups**
If your Start menu starts to feel cluttered, try moving some of your pinned apps into a group of similar items. Just move a tile to an open space, and when a gray divider bar appears, release the tile. Then move more tiles in or out of the group to suit your needs.

## Compatible

Windows 10 is designed to be compatible with the familiar hardware, software and peripherals you own to make the most out of the investment you have already made.

- We have taken thousands of pieces of feedback from our millions of Windows Insiders
- We have put Windows 10 through rigorous testing to ensure it is highly compatible (which includes daily test passes on top 50 critical apps, weekly test passes on ~Top 500 applications, milestone test passes on ~4000 applications, and more)
- We have partnered with the top 7 OEMs to ensure that system shipped over the last few years are upgrading seamlessly to Windows 10
- We ensure that Windows 10 provides an extremely high level of Driver coverage for systems in the market and ensure the quality of the drivers are also of high quality so your stuff works

## Multi-tasking

The best ways to get organized, stay focused, and finish first. Windows 10 gives you absolutely the best experience for doing what you do. Stay focused with easy ways to snap apps in place and organize your screens for getting things done. You can create virtual desktops whenever you need more space to keep things neatly organized. Your notifications and key settings are collected in the Action Center so you can easily see and act on what's important. Use the task-view button to see your open apps, docs, and files in a single view to easily manage what you're doing. Windows 10 is all about removing the obstacles between you and 'Done'.

### Organize your screen

Working in multiple apps is easier and more intuitive thanks to enhancements in Snap. Now you can quickly organize up to four windows on your screen by dragging apps into the corners. Windows will even suggest how to fill the gaps with other open apps.

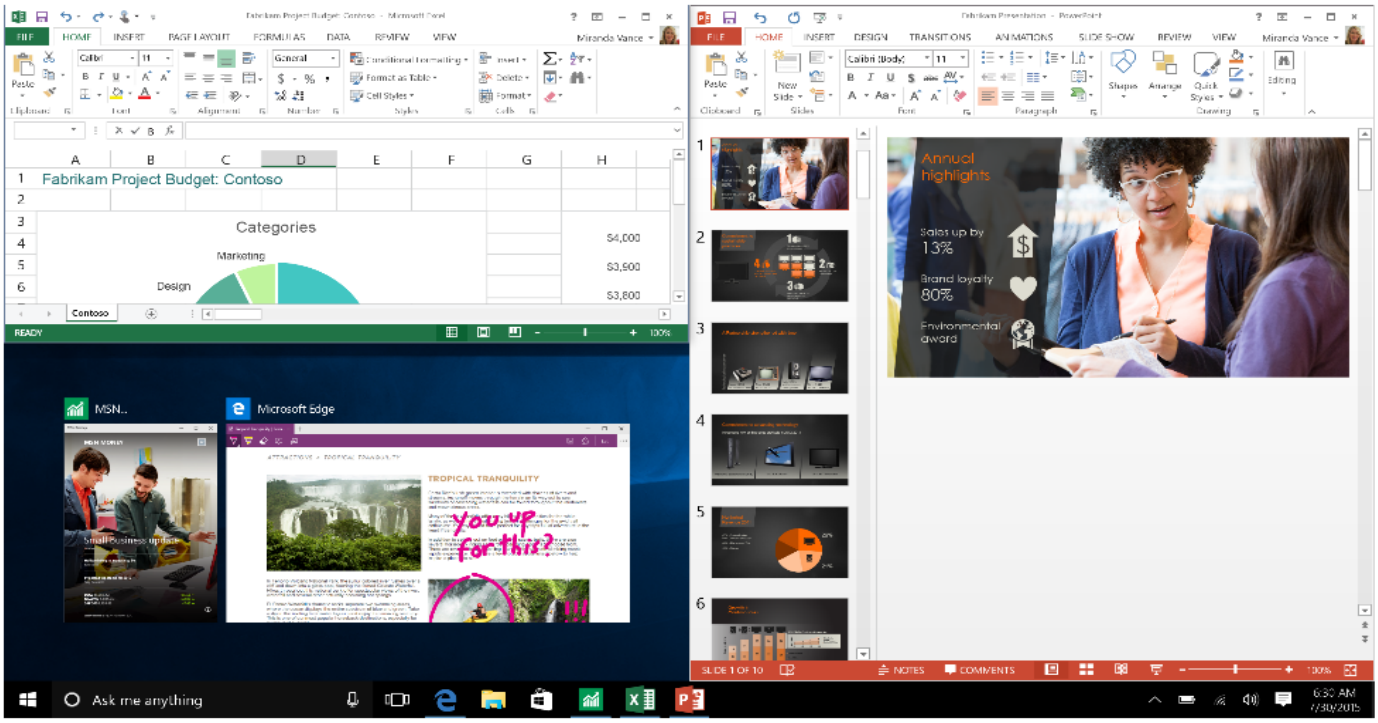


*Improvements in Snap make organizing your screen easier and more intuitive.*

### View all your running apps

Use task view to see all of your open apps and quickly switch between them.

### Create more workspace

If you're working on a lot of different projects, using different apps and programs, try adding a new desktop. It will keep things neatly organized for you. Or, create a desktop for the things you do at work and one for the things you do at home.

*TIP: To move apps between virtual desktops, select task view from task bar, and then drag the app you want from one desktop to another. Or create another virtual desktop by dragging an app to New Desktop.*

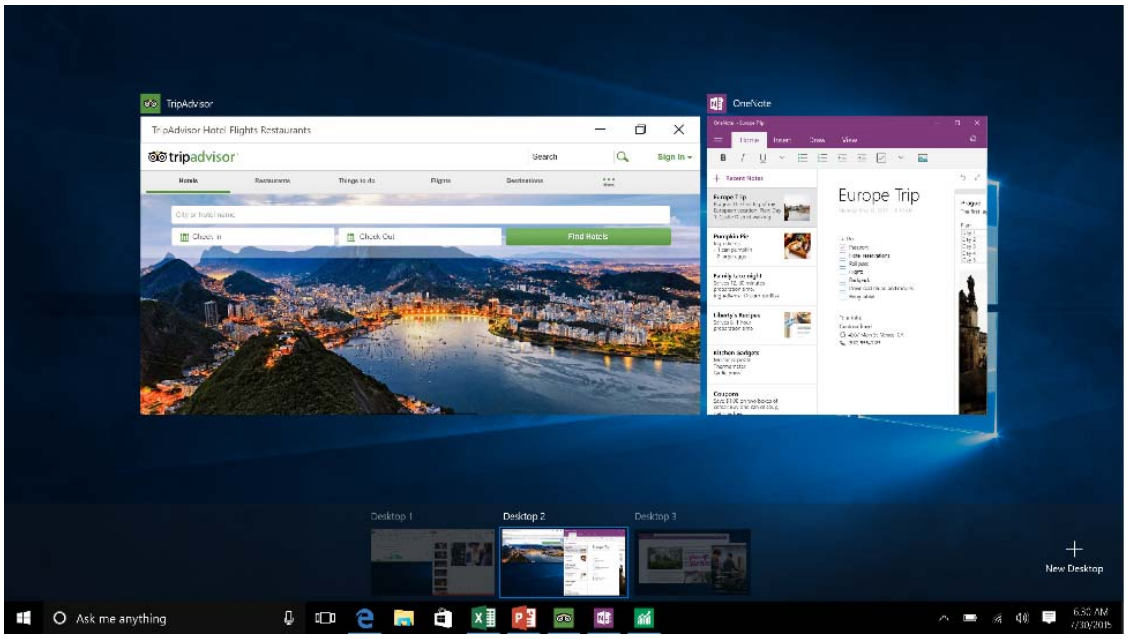


*Task view allows you to see all the apps running on your desktop. You can also create new desktops if you want more space.*

## Continuum

Windows optimizes your experience for what you're doing and the device you're using. Touch capable devices come with Continuum which allows you to easily switch between a mouse/keyboard optimized interface to a touch optimized interface, called tablet mode. In tablet mode, menus and taskbars adapt for touch input and the Start menu and apps open in full screen.

*Tip: When you want to switch to tablet mode, select the Action Center icon on the taskbar and select tablet mode. If using a 2-in-1 device, Continuum will prompt you to switch modes if you flip or remove the keyboard. Drag an app to the side of the screen to snap two apps at once and drag it to the bottom to close it.*

*On a 2-in-1 device, if you flip or remove the keyboard, you'll get a notification asking if you want to switch to tablet mode. You can also switch into tablet mode through the Action Center. When you enter into tablet mode, the interface adjusts for touch input – the Start menu and apps open in full screen.*

# Seamlessly stay up to date

Windows 10 is designed to deliver an experience that feels seamless and fresh, even far into the future. Automatically enabled-updates help keep you current on the latest security and features, and the Windows Store is where to discover favorite new apps and entertainment. OneDrive online storage lets you save, access, and share your content no matter where you are or what device you're using.

## Automatic updates

New features are now delivered through automatically-enabled updates, helping you to stay current and your system to feel fresh and new.

## OneDrive

OneDrive is an online storage service, integrated into Windows 10 and also available as an app, that makes it simple to access and share your files and photos across your devices. When you make a change on one device, the updates are available on your other devices so you can pick up right where you left off.

## Windows Store

Built-in Windows Store gives you a constant stream of the latest apps and content. [8] Get more done faster with apps that work with Cortana* and have live tiles for real-time updates. You can acquire content with ease using your preferred payment method including paying with your phone bill[9]. You can have confidence that everything you download from the Store is certified by Microsoft to help keep your devices safer and, can be set-up to automatically update to ensure your apps are always current.

[8]Feature, app and content availability and experience may vary by market and device.
*Cortana available in select markets at launch; experience may vary by region and device.
[9]Through participating mobile service carriers.

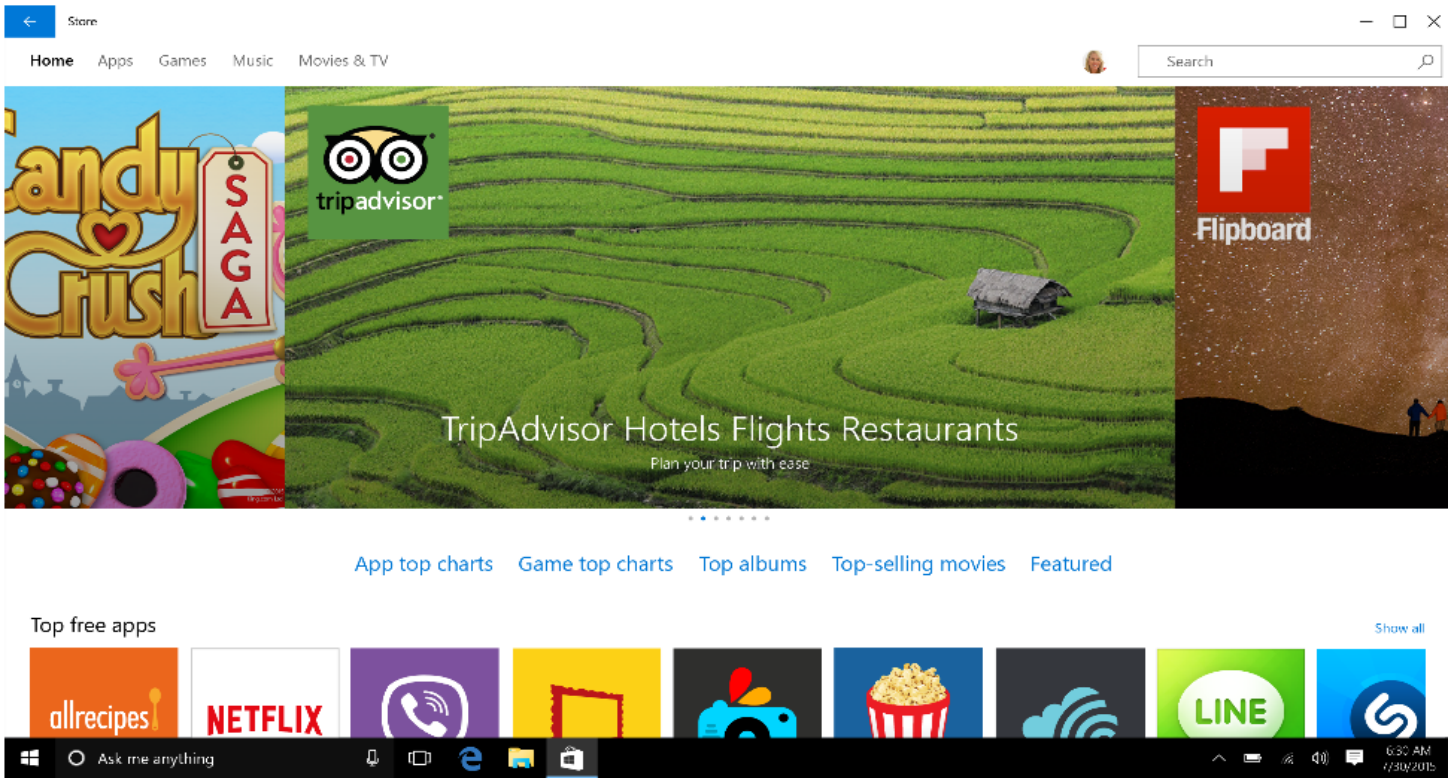


*Find your favorites fast in the new Windows Store, your one-stop shop for great free and paid apps, games, movies, TV shows and the latest music.* [8]

*Cortana available is select global markets at launch, experience may vary by region and device.
**Broadband internet required for some features (ISP fees apply). Xbox Live features only available with supported games in Xbox Live-supported countries, see xbox.com/live/countries. Limited number of games available in 2015 that support cross-device play; additional games to follow. Stream to one device at a time; streaming with multiplayer from Xbox One requires home network connection and Xbox Live Gold membership (sold separately); Gold also required for multiplayer play on Xbox One. DirectX 12 only available with supported games and graphics chips. Game DVR only available with supported hardware. To check for compatibility and other important installation information, visit your device manufacturer's website and www.windows.com/windows10specs. Xbox One, PC/Tablet and Phone versions of games all sold separately.
[1]Xbox controller sold separately.
[2]App and content availability and experience may vary by market; some content sold separately.
[3]Applies to photos taken with and locally stored on a Windows 10 device.
[4]Groove Music Pass is sold separately and available in select markets. Catalog size and availability varies by market.
[5]Hardware dependent
[6]Windows Hello requires specialized hardware, including fingerprint reader, illuminated IR sensor or other biometric sensors.
[7]Hardware dependent; not applicable to all devices
[8]Feature, content and app availability and experience may vary by market and device.
[9]Through participating mobile service carriers.

# Hardware configuration

| | |
|---|---|
| **Model** | VK116 |
| **Resolution** | 1366*768 TN |
| **Processor** | Intel Celeron N4120 |
| **Screen size** | 11.6'' |
| **RAM** | 4GB |
| **SSD** | 128GB |
| **System** | Windows 10 |
| **Interfaces** | Standard HDMI x1 |
| | Headphone jack x1 |
| | USB Type C x1 |
| | USB3.0Type A x2 |
| | MicroSD slot x1 |
| | DC In *1 |
| | Kensington lock slot *1 |
| **Camera** | 2MP |
| **Wi-Fi connectivity** | IEEE 802.11g, IEEE 802.11n and IEEE 802.11ac (2x2) |
| **Bluetooth version** | 4.2 |
| **Battery type and capacity** | Polymer Li-Ion 5000mAh |
| **Power Adapter** | Input: AC 100-240V~50/60Hz<br>Output: DC 12V, 2A |

## Warning:

This device complies with Part 15 of the FCC Rules. Operation is subject to the following two conditions: (1) this device may not cause harmful interference, and (2) this device must accept any interference received, including interference that may cause undesired operation.

changes or modifications not expressly approved by the party responsible for compliance could void the user's authority to operate the equipment.
NOTE: This equipment has been tested and found to comply with the limits for a Class B digital device, pursuant to Part 15 of the FCC Rules. These limits are designed to provide reasonable protection against harmful interference in a residential installation. This equipment generates, uses and can radiate radio frequency energy and, if not installed and used in accordance with the instructions, may cause harmful interference to radio communications. However, there is no guarantee that interference will not occur in a particular installation.
If this equipment does cause harmful interference to radio or television reception, which can be determined by turning the equipment off and on, the user is encouraged to try to correct the interference by one or more of the following measures:
-- Reorient or relocate the receiving antenna.
-- Increase the separation between the equipment and receiver.
-- Connect the equipment into an outlet on a circuit different from that to which the receiver is connected.
-- Consult the dealer or an experienced radio/TV technician for help.
NOTE: This device and its antenna(s) must not be co-located or operation in conjunction with any other antenna or transmitter

RF Exposure Statement

To maintain compliance with FCC's RF Exposure guidelines, This equipment should be installed and operated with minimum distance of 5m m the radiator your body. This device and its antenna(s) must not be co-located or operation in conjunction with any other antenna or transmitter