TEST REPORT

Application No.:	FYCR2607000326AT
Applicant:	Wyze Labs, Inc.
Address of Applicant:	8815 122nd Ave NE, Ste 201 Kirkland Washington 98033 United States
Manufacturer:	Wyze Labs, Inc.
Address of Manufacturer:	8815 122nd Ave NE, Ste 201 Kirkland Washington 98033 United States
Equipment Under Test (EUT):	
EUT Name:	Wyze Battery Cam
Model No.:	MR_BCAM
Trade Mark:	WYZE
FCC ID:	2AUIUMRBCAM
Standard(s) :	47 CFR Part 15, Subpart C 15.247
Date of Receipt:	2026-07-17
Date of Test:	2026-07-30 to 2026-08-20
Date of Issue:	2026-09-21
Test Result:	**Pass***

* In the configuration tested, the EUT complied with the standards specified above.

Unless otherwise agreed in writing, this document is issued by the Company subject to its General Conditions of Service printed overleaf, available on request or accessible at http://www.sgs.com/en/Terms-and-Conditions.aspx and, for electronic format documents, subject to Terms and Conditions for Electronic Documents at http://www.sgs.com/en/Terms-and-Conditions/Terms-e-Document.aspx. Attention is drawn to the limitation of liability, indemnification and jurisdiction issues defined therein. Any holder of this document is advised that information contained hereon reflects the Company's findings at the time of its intervention only and within the limits of Client's instructions, if any. The Company's sole responsibility is to its Client and this document does not exonerate parties to a transaction from exercising all their rights and obligations under the transaction documents. This document cannot be reproduced except in full, without prior written approval of the Company. Any unauthorized alteration, forgery or falsification of the content or appearance of this document is unlawful and offenders may be prosecuted to the fullest extent of the law. Unless otherwise stated the results shown in this test report refer only to the sample(s) tested and such sample(s) are retained for 30 days only.
Attention: To check the authenticity of testing /inspection report & certificate, please contact us at telephone: (86-755) 8307 1443, or email: CN.Doccheck@sgs.com

Fuyong lab. Xinlong TechnoPark, Fengtang Road, Fuyong Subdistrict, Bao'an, Shenzhen, China 518103 t (86–755) 88663988 f (86–755) 26710594 www.sgsgroup.com.cn
中国·深圳·宝安区福永街道凤塘大道鑫龙科技园福永实验室 邮编: 518103 t (86–755) 88663988 f (86–755) 26710594 sgs.china@sgs.com

Revision Record				
Version	**Chapter**	**Date**	**Modifier**	**Remark**
01		2026-09-21		Original

Authorized for issue by:				
		Byron Liang		
		Byron Liang/Project Engineer		
		Tree Zhan		
		Tree Zhan/Reviewer		

Unless otherwise agreed in writing, this document is issued by the Company subject to its General Conditions of Service printed overleaf, available on request or accessible at http://www.sgs.com/en/Terms-and-Conditions.aspx and, for electronic format documents, subject to Terms and Conditions for Electronic Documents at http://www.sgs.com/en/Terms-and-Conditions/Terms-e-Document.aspx. Attention is drawn to the limitation of liability, indemnification and jurisdiction issues defined therein. Any holder of this document is advised that information contained hereon reflects the Company's findings at the time of its intervention only and within the limits of Client's instructions, if any. The Company's sole responsibility is to its Client and this document does not exonerate parties to a transaction from exercising all their rights and obligations under the transaction documents. This document cannot be reproduced except in full, without prior written approval of the Company. Any unauthorized alteration, forgery or falsification of the content or appearance of this document is unlawful and offenders may be prosecuted to the fullest extent of the law. Unless otherwise stated the results shown in this test report refer only to the sample(s) tested and such sample(s) are retained for 30 days only.
Attention: To check the authenticity of testing /inspection report & certificate, please contact us at telephone: (86-755) 8307 1443, or email: CN.Doccheck@sgs.com
Fuyong lab. Xinlong TechnoPark, Fengtang Road, Fuyong Subdistrict, Bao'an, Shenzhen, China 518103 t (86–755) 88663988 f (86–755) 26710594 www.sgsgroup.com.cn
中国・深圳・宝安区福永街道凤塘大道鑫龙科技园福永实验室 邮编: 518103 t (86–755) 88663988 f (86–755) 26710594 sgs.china@sgs.com
Member of the SGS Group (SGS SA)

2 Test Summary

Radio Spectrum Technical Requirement				
Item	**Standard**	**Method**	**Requirement**	**Result**
Antenna Requirement	47 CFR Part 15, Subpart C 15.247	N/A	47 CFR Part 15, Subpart C 15.203 & 15.247(b)(4)	Pass

Radio Spectrum Matter Part				
Item	**Standard**	**Method**	**Requirement**	**Result**
Conducted Emissions at AC Power Line (150kHz-30MHz)	47 CFR Part 15, Subpart C 15.247	ANSI C63.10-2020+Cor.1-2023 Section 6.2	47 CFR Part 15, Subpart C 15.207	Pass
Radiated Emissions which fall in the restricted bands		ANSI C63.10-2020+Cor.1-2023 Section 6.10.5 & 11.12	47 CFR Part 15, Subpart C 15.205 & 15.209	Pass
Radiated Spurious Emissions Below 1GHz		ANSI C63.10-2020+Cor.1-2023 Section 6.4,6.5	47 CFR Part 15, Subpart C 15.205 & 15.209	Pass
Radiated Spurious Emissions Above 1GHz		ANSI C63.10-2020+Cor.1-2023 Section 6.6 & 11.12	47 CFR Part 15, Subpart C 15.205 & 15.209	Pass
Maximum Conducted Output Power		ANSI C63.10-2020+Cor.1-2023 Section 11.9.2	47 CFR Part 15, Subpart C 15.247(b)(3)	Pass
Minimum 6dB Bandwidth		ANSI C63.10-2020+Cor.1-2023 Section 11.8.1	47 CFR Part 15, Subpart C 15.247a(2)	Pass
Power Spectral Density		ANSI C63.10-2020+Cor.1-2023 Section 11.10.3	47 CFR Part 15, Subpart C 15.247(e)	Pass
Conducted Band Edges Measurement		ANSI C63.10-2020+Cor.1-2023 Section 6.10.4	47 CFR Part 15, Subpart C 15.247(d)	Pass
Conducted Spurious Emissions		ANSI C63.10-2020+Cor.1-2023 Section 11.11	47 CFR Part 15, Subpart C 15.247(d)	Pass

Unless otherwise agreed in writing, this document is issued by the Company subject to its General Conditions of Service printed overleaf, available on request or accessible at http://www.sgs.com/en/Terms-and-Conditions.aspx and, for electronic format documents, subject to Terms and Conditions for Electronic Documents at http://www.sgs.com/en/Terms-and-Conditions/Terms-e-Document.aspx. Attention is drawn to the limitation of liability, indemnification and jurisdiction issues defined therein. Any holder of this document is advised that information contained hereon reflects the Company's findings at the time of its intervention only and within the limits of Client's instructions, if any. The Company's sole responsibility is to its Client and this document does not exonerate parties to a transaction from exercising all their rights and obligations under the transaction documents. This document cannot be reproduced except in full, without prior written approval of the Company. Any unauthorized alteration, forgery or falsification of the content or appearance of this document is unlawful and offenders may be prosecuted to the fullest extent of the law. Unless otherwise stated the results shown in this test report refer only to the sample(s) tested and such sample(s) are retained for 30 days only.
Attention: To check the authenticity of testing /inspection report & certificate, please contact us at telephone: (86-755) 8307 1443, or email: CN.Doccheck@sgs.com
Fuyong lab. Xinlong TechnoPark, Fengtang Road, Fuyong Subdistrict, Bao'an, Shenzhen, China 518103 t (86–755) 88663988 f (86–755) 26710594 www.sgsgroup.com.cn
中国·深圳·宝安区福永街道凤塘大道鑫龙科技园福永实验室 邮编: 518103 t (86–755) 88663988 f (86–755) 26710594 sgs.china@sgs.com
Member of the SGS Group (SGS SA)

3 Contents

Page

1 Cover Page 1

2 Test Summary 3

3 Contents 4

4 General Information 6

4.1 Details of E.U.T. 6
4.2 Description of Support Units 6
4.3 Measurement Uncertainty 7
4.4 Test Location 8
4.5 Test Facility 8
4.6 Deviation from Standards 8
4.7 Abnormalities from Standard Conditions 8

5 Equipment List 9

6 Radio Spectrum Technical Requirement 11

6.1 Antenna Requirement 11
6.1.1 Test Requirement: 11
6.1.2 Conclusion 11

7 Radio Spectrum Matter Test Results 12

7.1 Conducted Emissions at AC Power Line (150kHz-30MHz) 12
7.1.1 E.U.T. Operation 12
7.1.2 Test Mode Description 12
7.1.3 Test Setup Diagram 13
7.1.4 Measurement Procedure and Data 13
7.2 Radiated Emissions which fall in the restricted bands 16
7.2.1 E.U.T. Operation 16
7.2.2 Test Mode Description 16
7.2.3 Test Setup Diagram 17
7.2.4 Measurement Procedure and Data 18
7.3 Radiated Spurious Emissions Below 1GHz 25
7.3.1 E.U.T. Operation 25
7.3.2 Test Mode Description 25
7.3.3 Test Setup Diagram 26
7.3.4 Measurement Procedure and Data 26
7.4 Radiated Spurious Emissions Above 1GHz 33
7.4.1 E.U.T. Operation 33
7.4.2 Test Mode Description 33
7.4.3 Test Setup Diagram 34
7.4.4 Measurement Procedure and Data 34
7.5 Maximum Conducted Output Power 45
7.5.1 E.U.T. Operation 45

Unless otherwise agreed in writing, this document is issued by the Company subject to its General Conditions of Service printed overleaf, available on request or accessible at http://www.sgs.com/en/Terms-and-Conditions.aspx and, for electronic format documents, subject to Terms and Conditions for Electronic Documents at http://www.sgs.com/en/Terms-and-Conditions/Terms-e-Document.aspx. Attention is drawn to the limitation of liability, indemnification and jurisdiction issues defined therein. Any holder of this document is advised that information contained hereon reflects the Company's findings at the time of its intervention only and within the limits of Client's instructions, if any. The Company's sole responsibility is to its Client and this document does not exonerate parties to a transaction from exercising all their rights and obligations under the transaction documents. This document cannot be reproduced except in full, without prior written approval of the Company. Any unauthorized alteration, forgery or falsification of the content or appearance of this document is unlawful and offenders may be prosecuted to the fullest extent of the law. Unless otherwise stated the results shown in this test report refer only to the sample(s) tested and such sample(s) are retained for 30 days only.
Attention: To check the authenticity of testing /inspection report & certificate, please contact us at telephone: (86-755) 8307 1443, or email: CN.Doccheck@sgs.com
Fuyong lab. Xinlong TechnoPark, Fengtang Road, Fuyong Subdistrict, Bao'an, Shenzhen, China 518103 t (86–755) 88663988 f (86–755) 26710594 www.sgsgroup.com.cn
中国·深圳·宝安区福永街道凤塘大道鑫龙科技园福永实验室 邮编: 518103 t (86–755) 88663988 f (86–755) 26710594 sgs.china@sgs.com
Member of the SGS Group (SGS SA)

7.5.2 Test Mode Description 45
7.5.3 Test Setup Diagram 46
7.5.4 Measurement Procedure and Data 46
7.6 Minimum 6dB Bandwidth 47
7.6.1 E.U.T. Operation 47
7.6.2 Test Mode Description 47
7.6.3 Test Setup Diagram 47
7.6.4 Measurement Procedure and Data 47
7.7 Power Spectral Density 48
7.7.1 E.U.T. Operation 48
7.7.2 Test Mode Description 48
7.7.3 Test Setup Diagram 48
7.7.4 Measurement Procedure and Data 48
7.8 Conducted Band Edges Measurement 49
7.8.1 E.U.T. Operation 49
7.8.2 Test Mode Description 49
7.8.3 Test Setup Diagram 50
7.8.4 Measurement Procedure and Data 50
7.9 Conducted Spurious Emissions 51
7.9.1 E.U.T. Operation 51
7.9.2 Test Mode Description 51
7.9.3 Test Setup Diagram 52
7.9.4 Measurement Procedure and Data 52

8 Test Setup Photo 53

9 EUT Constructional Details (EUT Photos) 53

10 Appendix 54

Unless otherwise agreed in writing, this document is issued by the Company subject to its General Conditions of Service printed overleaf, available on request or accessible at http://www.sgs.com/en/Terms-and-Conditions.aspx and, for electronic format documents, subject to Terms and Conditions for Electronic Documents at http://www.sgs.com/en/Terms-and-Conditions/Terms-e-Document.aspx. Attention is drawn to the limitation of liability, indemnification and jurisdiction issues defined therein. Any holder of this document is advised that information contained hereon reflects the Company's findings at the time of its intervention only and within the limits of Client's instructions, if any. The Company's sole responsibility is to its Client and this document does not exonerate parties to a transaction from exercising all their rights and obligations under the transaction documents. This document cannot be reproduced except in full, without prior written approval of the Company. Any unauthorized alteration, forgery or falsification of the content or appearance of this document is unlawful and offenders may be prosecuted to the fullest extent of the law. Unless otherwise stated the results shown in this test report refer only to the sample(s) tested and such sample(s) are retained for 30 days only.
Attention: To check the authenticity of testing /inspection report & certificate, please contact us at telephone: (86-755) 8307 1443, or email: CN.Doccheck@sgs.com
Fuyong lab. Xinlong TechnoPark, Fengtang Road, Fuyong Subdistrict, Bao'an, Shenzhen, China 518103 t (86–755) 88663988 f (86–755) 26710594 www.sgsgroup.com.cn
中国·深圳·宝安区福永街道凤塘大道鑫龙科技园福永实验室 邮编: 518103 t (86–755) 88663988 f (86–755) 26710594 sgs.china@sgs.com
Member of the SGS Group (SGS SA)

4 General Information

4.1 Details of E.U.T.

Power Supply:	DC 3.6V/5200mAh rechargeable battery which charged by USB port.
Cable(s):	USB-A to C 60cm unshielded Type-C 293cm unshielded
Operation Frequency:	802.11b/g/n(HT20)/ax(HEW20): 2412MHz to 2462MHz
Modulation Type:	802.11b: DSSS (DBPSK, DQPSK, CCK); 802.11g/n/ax: OFDM (BPSK, QPSK, 16-QAM, 64-QAM)
Number of Channels:	802.11b/g/n(HT20)/ax(HEW20):11
Channel Spacing:	5MHz
Antenna Type:	Stainless steel
Antenna Gain:	1.55 dBi

Remark:The information in this section is provided by the applicant or manufacturer, CCS is not liable to the accuracy, suitability, reliability or/and integrity of the information.

4.2 Description of Support Units

Description	Manufacturer	Model No.	Serial No.
Apadter	WYZE	WYZECV3OA	--

Unless otherwise agreed in writing, this document is issued by the Company subject to its General Conditions of Service printed overleaf, available on request or accessible at http://www.sgs.com/en/Terms-and-Conditions.aspx and, for electronic format documents, subject to Terms and Conditions for Electronic Documents at http://www.sgs.com/en/Terms-and-Conditions/Terms-e-Document.aspx. Attention is drawn to the limitation of liability, indemnification and jurisdiction issues defined therein. Any holder of this document is advised that information contained hereon reflects the Company's findings at the time of its intervention only and within the limits of Client's instructions, if any. The Company's sole responsibility is to its Client and this document does not exonerate parties to a transaction from exercising all their rights and obligations under the transaction documents. This document cannot be reproduced except in full, without prior written approval of the Company. Any unauthorized alteration, forgery or falsification of the content or appearance of this document is unlawful and offenders may be prosecuted to the fullest extent of the law. Unless otherwise stated the results shown in this test report refer only to the sample(s) tested and such sample(s) are retained for 30 days only.
Attention: To check the authenticity of testing /inspection report & certificate, please contact us at telephone: (86-755) 8307 1443, or email: CN.Doccheck@sgs.com
Fuyong lab. Xinlong TechnoPark, Fengtang Road, Fuyong Subdistrict, Bao'an, Shenzhen, China 518103 t (86–755) 88663988 f (86–755) 26710594 www.sgsgroup.com.cn
中国·深圳·宝安区福永街道凤塘大道鑫龙科技园福永实验室 邮编: 518103 t (86–755) 88663988 f (86–755) 26710594 sgs.china@sgs.com
Member of the SGS Group (SGS SA)

4.3 Measurement Uncertainty

Test Item	Measurement Uncertainty
Conducted Emissions at AC Power Line (150kHz-30MHz)	± 3.2dB
Radiated Emissions which fall in the restricted bands	± 4.7dB
Radiated Spurious Emissions Below 1GHz	± 5.7dB
Radiated Spurious Emissions Above 1GHz	± 4.7dB (1-18GHz); ± 4.7dB (18-40GHz)
Maximum Conducted Output Power	2.4G:± 0.80dB; 5G:± 0.43dB
Minimum 6dB Bandwidth	2.4G: ± 0.34%; 5G: ± 0.27%
Power Spectral Density	2.4G:± 0.35dB; 5G:± 0.38dB
Conducted Band Edges Measurement	± 2.7dB
Conducted Spurious Emissions	± 2.7dB

Remark:
The U_{lab} (lab Uncertainty) is less than $U_{cispr/ETSI}$ (CISPR/ETSI Uncertainty), so the test results
– compliance is deemed to occur if no measured disturbance level exceeds the disturbance limit;
– non-compliance is deemed to occur if any measured disturbance level exceeds the disturbance limit.
– the measurement uncertainty represents an expanded uncertainty expressed at approximately the 95% confidence level using a coverage factor of k=2.

Unless otherwise agreed in writing, this document is issued by the Company subject to its General Conditions of Service printed overleaf, available on request or accessible at http://www.sgs.com/en/Terms-and-Conditions.aspx and, for electronic format documents, subject to Terms and Conditions for Electronic Documents at http://www.sgs.com/en/Terms-and-Conditions/Terms-e-Document.aspx. Attention is drawn to the limitation of liability, indemnification and jurisdiction issues defined therein. Any holder of this document is advised that information contained hereon reflects the Company's findings at the time of its intervention only and within the limits of Client's instructions, if any. The Company's sole responsibility is to its Client and this document does not exonerate parties to a transaction from exercising all their rights and obligations under the transaction documents. This document cannot be reproduced except in full, without prior written approval of the Company. Any unauthorized alteration, forgery or falsification of the content or appearance of this document is unlawful and offenders may be prosecuted to the fullest extent of the law. Unless otherwise stated the results shown in this test report refer only to the sample(s) tested and such sample(s) are retained for 30 days only.
Attention: To check the authenticity of testing /inspection report & certificate, please contact us at telephone: (86-755) 8307 1443, or email: CN.Doccheck@sgs.com
Fuyong lab. Xinlong TechnoPark, Fengtang Road, Fuyong Subdistrict, Bao'an, Shenzhen, China 518103 t (86–755) 88663988 f (86–755) 26710594 www.sgsgroup.com.cn
中国・深圳・宝安区福永街道凤塘大道鑫龙科技园福永实验室 邮编: 518103 t (86–755) 88663988 f (86–755) 26710594 sgs.china@sgs.com
Member of the SGS Group (SGS SA)

4.4 Test Location

All tests were performed at:

Compliance Certification Services（Kunshan）Inc. Shenzhen branch.

Fuyong lab. Xinlong TechnoPark,Fengtang Road, Fuyong Subdistrict, Bao'an, Shenzhen, China

Tel: +86 755 8866 3988 Fax: +86 755 2671 0594

No tests were sub-contracted.

4.5 Test Facility

The test facility is recognized, certified, or accredited by the following organizations:

• A2LA (Certificate No. 6606.01)

Compliance Certification Services（Kunshan）Inc. Shenzhen branch is accredited by the American Association for Laboratory Accreditation(A2LA). Certificate No. 6606.01.

• FCC –Designation Number: CN1322

Compliance Certification Services（Kunshan）Inc. Shenzhen branch has been recognized as an accredited testing laboratory.

Designation Number: CN1322. Test Firm Registration Number: 718073

• Innovation, Science and Economic Development Canada

Compliance Certification Services（Kunshan）Inc. Shenzhen branch has been recognized by ISED as an accredited testing laboratory.

CAB identifier: CN0129.

IC#: 28189.

4.6 Deviation from Standards

None

4.7 Abnormalities from Standard Conditions

None

Unless otherwise agreed in writing, this document is issued by the Company subject to its General Conditions of Service printed overleaf, available on request or accessible at http://www.sgs.com/en/Terms-and-Conditions.aspx and, for electronic format documents, subject to Terms and Conditions for Electronic Documents at http://www.sgs.com/en/Terms-and-Conditions/Terms-e-Document.aspx. Attention is drawn to the limitation of liability, indemnification and jurisdiction issues defined therein. Any holder of this document is advised that information contained hereon reflects the Company's findings at the time of its intervention only and within the limits of Client's instructions, if any. The Company's sole responsibility is to its Client and this document does not exonerate parties to a transaction from exercising all their rights and obligations under the transaction documents. This document cannot be reproduced except in full, without prior written approval of the Company. Any unauthorized alteration, forgery or falsification of the content or appearance of this document is unlawful and offenders may be prosecuted to the fullest extent of the law. Unless otherwise stated the results shown in this test report refer only to the sample(s) tested and such sample(s) are retained for 30 days only.
Attention: To check the authenticity of testing /inspection report & certificate, please contact us at telephone: (86-755) 8307 1443, or email: CN.Doccheck@sgs.com
Fuyong lab. Xinlong TechnoPark, Fengtang Road, Fuyong Subdistrict, Bao'an, Shenzhen, China 518103 t (86–755) 88663988 f (86–755) 26710594 www.sgsgroup.com.cn
中国・深圳・宝安区福永街道凤塘大道鑫龙科技园福永实验室 邮编: 518103 t (86–755) 88663988 f (86–755) 26710594 sgs.china@sgs.com
Member of the SGS Group (SGS SA)

5 Equipment List

Conducted Emissions at AC Power Line (150kHz-30MHz)					
Equipment	**Manufacturer**	**Model No.**	**Inventory No.**	**Cal Date**	**Cal Due Date**
Shielding Room	CRT	N/A	SEM001-14	2025/10/13	2028/10/12
EMI Test Receiver	Rohde & Schwarz	ESCI	SEM004-01	2026/2/5	2027/2/4
Two-Line V-Network	Rohde & Schwarz	ENV216	SEM007-24	2026/2/5	2027/2/4
Two-Line V-Network	Rohde & Schwarz	ESH3-Z5	SEM007-22	2026/2/5	2027/2/4
Coaxial Cable	CCS	N/A	SEM033-02	2026/5/12	2027/5/11
Measurement Software	AUDIX	e3 V8.2014-6-27	N/A	N/A	N/A

Radiated Emissions which fall in the restricted bands					
Equipment	**Manufacturer**	**Model No.**	**Inventory No.**	**Cal Date**	**Cal Due Date**
3m Anechoic Chamber	CRT	N/A	SEM001-13	2025/10/13	2028/10/12
Broad-Band Horn Antenna	Schwarzbeck	BBHA 9120D	SEM003-54	2025/5/24	2027/5/23
MXA Signal Analyzer	KEYSIGHT	N9020A	SEM004-23	2026/2/5	2027/2/4
Coaxial Cable	CCS	N/A	SEM035-02	2026/5/12	2027/5/11
Pre-amplifier	TST PASS	LNA04080G30	SEM005-27	2026/2/5	2027/2/4
Pre-amplifier	TST PASS	LNA10180G45	SEM005-28	2026/2/5	2027/2/4
Signal Analyzer	Rohde & Schwarz	FSU43	SEM004-08	2026/3/4	2027/3/3
Measurement Software	AUDIX	e3 V8.2014-6-27	N/A	N/A	N/A

Radiated Spurious Emissions Below 1GHz					
Equipment	**Manufacturer**	**Model No.**	**Inventory No.**	**Cal Date**	**Cal Due Date**
3m Anechoic Chamber	CRT	N/A	SEM001-13	2025/10/13	2028/10/12
Trilog-Broadband Antenna	Schwarzbeck	VULB9168	SEM003-26	2025/8/29	2027/8/28
Loop Antenna	ETS-LINDGREN	6502	SEM003-43	2025/6/16	2027/6/15
MXE EMI receiver	Agilent	N9038A	SEM004-05	2026/7/03	2027/7/02
Pre-amplifier	HP	8447D	SEM005-02	2026/7/07	2027/7/06
Coaxial Cable	CCS	N/A	SEM035-01	2026/5/12	2027/5/11
Measurement Software	AUDIX	e3 V8.2014-6-27	N/A	N/A	N/A

Radiated Spurious Emissions Above 1GHz					
Equipment	**Manufacturer**	**Model No.**	**Inventory No.**	**Cal Date**	**Cal Due Date**
3m Anechoic Chamber	CRT	N/A	SEM001-13	2025/10/13	2028/10/12

Unless otherwise agreed in writing, this document is issued by the Company subject to its General Conditions of Service printed overleaf, available on request or accessible at http://www.sgs.com/en/Terms-and-Conditions.aspx and, for electronic format documents, subject to Terms and Conditions for Electronic Documents at http://www.sgs.com/en/Terms-and-Conditions/Terms-e-Document.aspx. Attention is drawn to the limitation of liability, indemnification and jurisdiction issues defined therein. Any holder of this document is advised that information contained hereon reflects the Company's findings at the time of its intervention only and within the limits of Client's instructions, if any. The Company's sole responsibility is to its Client and this document does not exonerate parties to a transaction from exercising all their rights and obligations under the transaction documents. This document cannot be reproduced except in full, without prior written approval of the Company. Any unauthorized alteration, forgery or falsification of the content or appearance of this document is unlawful and offenders may be prosecuted to the fullest extent of the law. Unless otherwise stated the results shown in this test report refer only to the sample(s) tested and such sample(s) are retained for 30 days only.
Attention: To check the authenticity of testing /inspection report & certificate, please contact us at telephone: (86-755) 8307 1443, or email: CN.Doccheck@sgs.com
Fuyong lab. Xinlong TechnoPark, Fengtang Road, Fuyong Subdistrict, Bao'an, Shenzhen, China 518103 t (86–755) 88663988 f (86–755) 26710594 www.sgsgroup.com.cn
中国·深圳·宝安区福永街道凤塘大道鑫龙科技园福永实验室 邮编: 518103 t (86–755) 88663988 f (86–755) 26710594 sgs.china@sgs.com
Member of the SGS Group (SGS SA)

Broad-Band Horn Antenna	Schwarzbeck	BBHA 9170	SEM003-15	2025/7/29	2027/7/28
Broad-Band Horn Antenna	Schwarzbeck	BBHA 9120D	SEM003-54	2025/5/24	2027/5/23
Pre-amplifier	TST PASS	LNA180400G40	SEM005-39	2026/4/29	2027/4/28
Pre-amplifier	TST PASS	LNA10180G60	SEM005-32	2026/4/4	2027/4/3
Coaxial Cable	CCS	N/A	SEM035-02	2026/5/12	2027/5/11
Coaxial Cable	CCS	N/A	SEM035-03	2026/5/12	2027/5/11
Pre-amplifier	TST PASS	LNA04080G30	SEM005-27	2026/2/5	2027/2/4
Pre-amplifier	TST PASS	LNA10180G45	SEM005-28	2026/2/5	2027/2/4
Signal Analyzer	Rohde & Schwarz	FSU43	SEM004-08	2026/3/4	2027/3/3
Measurement Software	AUDIX	e3 V8.2014-6-27	N/A	N/A	N/A

RF Conducted Test					
Equipment	**Manufacturer**	**Model No.**	**Inventory No.**	**Cal Date**	**Cal Due Date**
Programmable Temperature & Humidity Chamber	Votsch Industrietechnik GmbH	VT 4002	SEM002-15	2026/2/3	2027/2/2
MXA Signal Analyzer	KEYSIGHT	N9020A	SEM004-25	2026/2/3	2027/2/2
Power Sensor	Erika Fiedler	U2021XA	SEM009-16	2026/2/4	2027/2/3
Programmable DC Source	Chroma	62024P-80-60	SEM011-09	2026/2/5	2027/2/4
Attenuator	Huber+Suhner	6620_SMA-50-1	SEM021-09	2026/2/2	2027/2/1
Coaxial Cable	CCS	N/A	SEM037-01	2026/5/12	2027/5/11
Measurement Software	TST PASS	TST PASS V2.0	N/A	N/A	N/A
MXA Signal Analyzer	KEYSIGHT	N9020B	SEM004-24	2026/2/3	2027/2/2

General used equipment					
Equipment	**Manufacturer**	**Model No.**	**Inventory No.**	**Cal Date**	**Cal Due Date**
Humidity/ Temperature Indicator	deli	8838	SEM002-52	2026/7/8	2027/7/7
Humidity/ Temperature Indicator	deli	8838	SEM002-53	2026/7/8	2027/7/7
Barometer	DUMAI	DYM3	SEM002-24	2026/7/10	2027/7/9

Unless otherwise agreed in writing, this document is issued by the Company subject to its General Conditions of Service printed overleaf, available on request or accessible at http://www.sgs.com/en/Terms-and-Conditions.aspx and, for electronic format documents, subject to Terms and Conditions for Electronic Documents at http://www.sgs.com/en/Terms-and-Conditions/Terms-e-Document.aspx. Attention is drawn to the limitation of liability, indemnification and jurisdiction issues defined therein. Any holder of this document is advised that information contained hereon reflects the Company's findings at the time of its intervention only and within the limits of Client's instructions, if any. The Company's sole responsibility is to its Client and this document does not exonerate parties to a transaction from exercising all their rights and obligations under the transaction documents. This document cannot be reproduced except in full, without prior written approval of the Company. Any unauthorized alteration, forgery or falsification of the content or appearance of this document is unlawful and offenders may be prosecuted to the fullest extent of the law. Unless otherwise stated the results shown in this test report refer only to the sample(s) tested and such sample(s) are retained for 30 days only.
Attention: To check the authenticity of testing /inspection report & certificate, please contact us at telephone: (86-755) 8307 1443, or email: CN.Doccheck@sgs.com
Fuyong lab. Xinlong TechnoPark, Fengtang Road, Fuyong Subdistrict, Bao'an, Shenzhen, China 518103 t (86–755) 88663988 f (86–755) 26710594 www.sgsgroup.com.cn
中国・深圳・宝安区福永街道凤塘大道鑫龙科技园福永实验室 邮编: 518103 t (86–755) 88663988 f (86–755) 26710594 sgs.china@sgs.com
Member of the SGS Group (SGS SA)

6 Radio Spectrum Technical Requirement

6.1 Antenna Requirement

6.1.1 Test Requirement:

47 CFR Part 15, Subpart C 15.203 & 15.247(b)(4)

6.1.2 Conclusion

Standard Requirement:

An intentional radiator shall be designed to ensure that no antenna other than that furnished by the responsible party shall be used with the device. The use of a permanently attached antenna or of an antenna that uses a unique coupling to the intentional radiator, the manufacturer may design the unit so that a broken antenna can be replaced by the user, but the use of a standard antenna jack or electrical connector is prohibited.

15.247(b) (4) requirement:

The conducted output power limit specified in paragraph (b) of this section is based on the use of antennas with directional gains that do not exceed 6 dBi. Except as shown in paragraph (c) of this section, if transmitting antennas of directional gain greater than 6 dBi are used, the conducted output power from the intentional radiator shall be reduced below the stated values in paragraphs (b)(1), (b)(2), and (b)(3) of this section, as appropriate, by the amount in dB that the directional gain of the antenna exceeds 6 dBi.

EUT Antenna:

The antenna is integrated on the main PCB and no consideration of replacement. The best case gain of the antenna is 1.55 dBi.

Antenna location: Refer to internal photo.

Unless otherwise agreed in writing, this document is issued by the Company subject to its General Conditions of Service printed overleaf, available on request or accessible at http://www.sgs.com/en/Terms-and-Conditions.aspx and, for electronic format documents, subject to Terms and Conditions for Electronic Documents at http://www.sgs.com/en/Terms-and-Conditions/Terms-e-Document.aspx. Attention is drawn to the limitation of liability, indemnification and jurisdiction issues defined therein. Any holder of this document is advised that information contained hereon reflects the Company's findings at the time of its intervention only and within the limits of Client's instructions, if any. The Company's sole responsibility is to its Client and this document does not exonerate parties to a transaction from exercising all their rights and obligations under the transaction documents. This document cannot be reproduced except in full, without prior written approval of the Company. Any unauthorized alteration, forgery or falsification of the content or appearance of this document is unlawful and offenders may be prosecuted to the fullest extent of the law. Unless otherwise stated the results shown in this test report refer only to the sample(s) tested and such sample(s) are retained for 30 days only.
Attention: To check the authenticity of testing /inspection report & certificate, please contact us at telephone: (86-755) 8307 1443, or email: CN.Doccheck@sgs.com
Fuyong lab. Xinlong TechnoPark, Fengtang Road, Fuyong Subdistrict, Bao'an, Shenzhen, China 518103 t (86–755) 88663988 f (86–755) 26710594 www.sgsgroup.com.cn
中国·深圳·宝安区福永街道凤塘大道鑫龙科技园福永实验室 邮编: 518103 t (86–755) 88663988 f (86–755) 26710594 sgs.china@sgs.com
Member of the SGS Group (SGS SA)

7 Radio Spectrum Matter Test Results

7.1 Conducted Emissions at AC Power Line (150kHz-30MHz)

Test Requirement 47 CFR Part 15, Subpart C 15.207
Test Method: ANSI C63.10-2020+Cor.1-2023 Section 6.2
Test Engineer: Fly Yan

Limit:

Frequency of emission(MHz)	Conducted limit(dBμV)	
	Quasi-peak	Average
0.15-0.5	66 to 56*	56 to 46*
0.5-5	56	46
5-30	60	50
*Decreases with the logarithm of the frequency.		
Detector: Peak for pre-scan (9kHz resolution bandwidth) 0.15M to 30MHz		

7.1.1 E.U.T. Operation

Operating Environment:
Temperature: 23.5 °C Humidity: 48.5 % RH Atmospheric Pressure: 1000 mbar

7.1.2 Test Mode Description

Pre-scan / Final test	Mode Code	Description
Final test	00	TX mode_Keep the EUT in continuously transmitting mode with all modulation types. Only the data of worst case is recorded in the report.

Unless otherwise agreed in writing, this document is issued by the Company subject to its General Conditions of Service printed overleaf, available on request or accessible at http://www.sgs.com/en/Terms-and-Conditions.aspx and, for electronic format documents, subject to Terms and Conditions for Electronic Documents at http://www.sgs.com/en/Terms-and-Conditions/Terms-e-Document.aspx. Attention is drawn to the limitation of liability, indemnification and jurisdiction issues defined therein. Any holder of this document is advised that information contained hereon reflects the Company's findings at the time of its intervention only and within the limits of Client's instructions, if any. The Company's sole responsibility is to its Client and this document does not exonerate parties to a transaction from exercising all their rights and obligations under the transaction documents. This document cannot be reproduced except in full, without prior written approval of the Company. Any unauthorized alteration, forgery or falsification of the content or appearance of this document is unlawful and offenders may be prosecuted to the fullest extent of the law. Unless otherwise stated the results shown in this test report refer only to the sample(s) tested and such sample(s) are retained for 30 days only.
Attention: To check the authenticity of testing /inspection report & certificate, please contact us at telephone: (86-755) 8307 1443, or email: CN.Doccheck@sgs.com
Fuyong lab. Xinlong TechnoPark, Fengtang Road, Fuyong Subdistrict, Bao'an, Shenzhen, China 518103 t (86–755) 88663988 f (86–755) 26710594 www.sgsgroup.com.cn
中国·深圳·宝安区福永街道凤塘大道鑫龙科技园福永实验室 邮编: 518103 t (86–755) 88663988 f (86–755) 26710594 sgs.china@sgs.com
Member of the SGS Group (SGS SA)

7.1.3 Test Setup Diagram

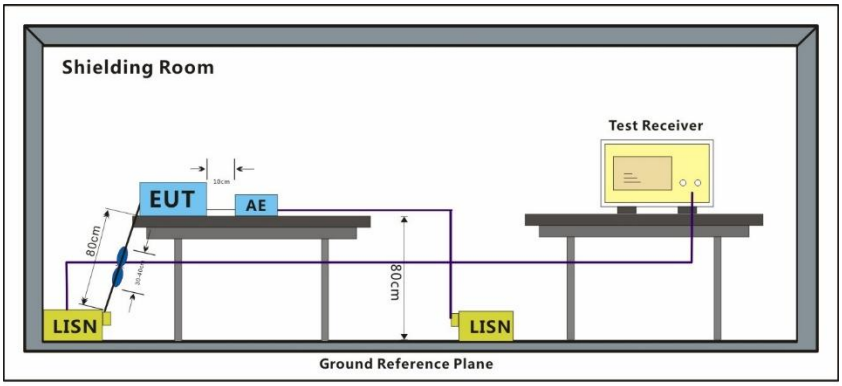

7.1.4 Measurement Procedure and Data

1) The mains terminal disturbance voltage test was conducted in a shielded room.

2) The EUT was connected to AC power source through a LISN 1 (Line Impedance Stabilization Network) which provides a 50ohm/50μH + 5ohm linear impedance. The power cables of all other units of the EUT were connected to a second LISN 2, which was bonded to the ground reference plane in the same way as the LISN 1 for the unit being measured. A multiple socket outlet strip was used to connect multiple power cables to a single LISN provided the rating of the LISN was not exceeded.

3) The tabletop EUT was placed upon a non-metallic table 0.8m above the ground reference plane. And for floor-standing arrangement, the EUT was placed on the horizontal ground reference plane.

4) The test was performed with a vertical ground reference plane. The rear of the EUT shall be 0.4 m from the vertical ground reference plane. The vertical ground reference plane was bonded to the horizontal ground reference plane. The LISN 1 was placed 0.8 m from the boundary of the unit under test and bonded to a ground reference plane for LISNs mounted on top of the ground reference plane. This distance was between the closest points of the LISN 1 and the EUT. All other units of the EUT and associated equipment was at least 0.8 m from the LISN 2.

5) In order to find the maximum emission, the relative positions of equipment and all of the interface cables must be changed according to ANSI C63.10 on conducted measurement.

Remark: Level=Read Level+ Cable Loss+ LISN Factor

Unless otherwise agreed in writing, this document is issued by the Company subject to its General Conditions of Service printed overleaf, available on request or accessible at http://www.sgs.com/en/Terms-and-Conditions.aspx and, for electronic format documents, subject to Terms and Conditions for Electronic Documents at http://www.sgs.com/en/Terms-and-Conditions/Terms-e-Document.aspx. Attention is drawn to the limitation of liability, indemnification and jurisdiction issues defined therein. Any holder of this document is advised that information contained hereon reflects the Company's findings at the time of its intervention only and within the limits of Client's instructions, if any. The Company's sole responsibility is to its Client and this document does not exonerate parties to a transaction from exercising all their rights and obligations under the transaction documents. This document cannot be reproduced except in full, without prior written approval of the Company. Any unauthorized alteration, forgery or falsification of the content or appearance of this document is unlawful and offenders may be prosecuted to the fullest extent of the law. Unless otherwise stated the results shown in this test report refer only to the sample(s) tested and such sample(s) are retained for 30 days only.
Attention: To check the authenticity of testing /inspection report & certificate, please contact us at telephone: (86-755) 8307 1443, or email: CN.Doccheck@sgs.com
Fuyong lab. Xinlong TechnoPark, Fengtang Road, Fuyong Subdistrict, Bao'an, Shenzhen, China 518103 t (86–755) 88663988 f (86–755) 26710594 www.sgsgroup.com.cn
中国·深圳·宝安区福永街道凤塘大道鑫龙科技园福永实验室 邮编: 518103 t (86–755) 88663988 f (86–755) 26710594 sgs.china@sgs.com
Member of the SGS Group (SGS SA)

Test Mode: 00; Line: Live line

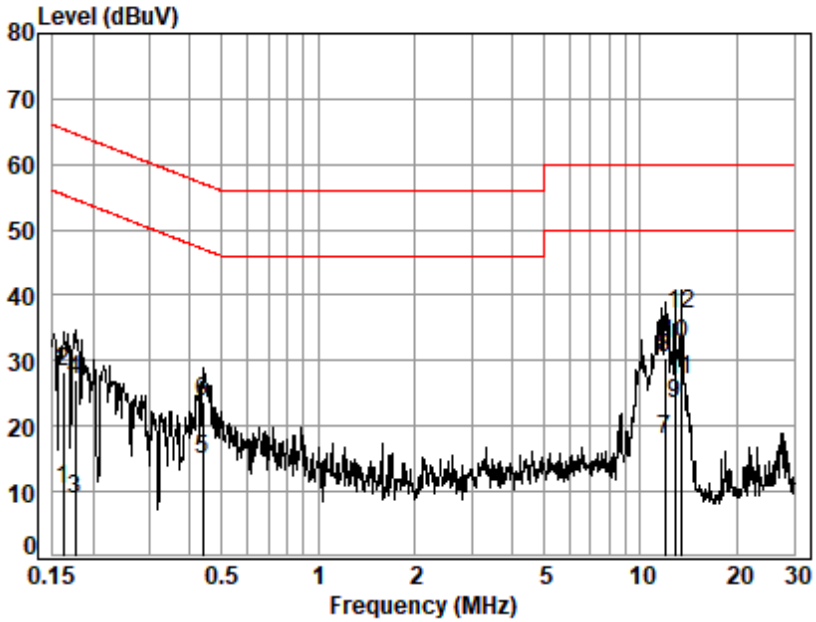

Site : Shielding Room
Condition: Line
Job No. : 00326AT/00327AT
Test mode: 00

	Freq	Cable Loss	LISN Factor	Read Level	Level	Limit Line	Over Limit	Remark
	MHz	dB	dB	dBuV	dBuV	dBuV	dB	
1	0.1615	0.02	9.79	0.42	10.23	55.38	-45.15	Average
2	0.1615	0.02	9.79	18.55	28.36	65.38	-37.02	QP
3	0.1758	0.02	9.73	-1.04	8.71	54.68	-45.97	Average
4	0.1758	0.02	9.73	17.44	27.19	64.68	-37.49	QP
5	0.4397	0.05	9.81	4.96	14.82	47.07	-32.25	Average
6	0.4397	0.05	9.81	13.89	23.75	57.07	-33.32	QP
7	11.9328	0.05	9.79	8.01	17.85	50.00	-32.15	Average
8	11.9328	0.05	9.79	20.59	30.43	60.00	-29.57	QP
9	12.7837	0.05	9.80	13.62	23.47	50.00	-26.53	Average
10	12.7837	0.05	9.80	22.74	32.59	60.00	-27.41	QP
11	13.4080	0.05	9.80	17.07	26.92	50.00	-23.08	Average
12	13.4080	0.05	9.80	27.28	37.13	60.00	-22.87	QP

Unless otherwise agreed in writing, this document is issued by the Company subject to its General Conditions of Service printed overleaf, available on request or accessible at http://www.sgs.com/en/Terms-and-Conditions.aspx and, for electronic format documents, subject to Terms and Conditions for Electronic Documents at http://www.sgs.com/en/Terms-and-Conditions/Terms-e-Document.aspx. Attention is drawn to the limitation of liability, indemnification and jurisdiction issues defined therein. Any holder of this document is advised that information contained hereon reflects the Company's findings at the time of its intervention only and within the limits of Client's instructions, if any. The Company's sole responsibility is to its Client and this document does not exonerate parties to a transaction from exercising all their rights and obligations under the transaction documents. This document cannot be reproduced except in full, without prior written approval of the Company. Any unauthorized alteration, forgery or falsification of the content or appearance of this document is unlawful and offenders may be prosecuted to the fullest extent of the law. Unless otherwise stated the results shown in this test report refer only to the sample(s) tested and such sample(s) are retained for 30 days only.
Attention: To check the authenticity of testing /inspection report & certificate, please contact us at telephone: (86-755) 8307 1443, or email: CN.Doccheck@sgs.com
Fuyong lab. Xinlong TechnoPark, Fengtang Road, Fuyong Subdistrict, Bao'an, Shenzhen, China 518103 t (86–755) 88663988 f (86–755) 26710594 www.sgsgroup.com.cn
中国·深圳·宝安区福永街道凤塘大道鑫龙科技园福永实验室 邮编: 518103 t (86–755) 88663988 f (86–755) 26710594 sgs.china@sgs.com
Member of the SGS Group (SGS SA)

Test Mode: 00; Line: Neutral Line

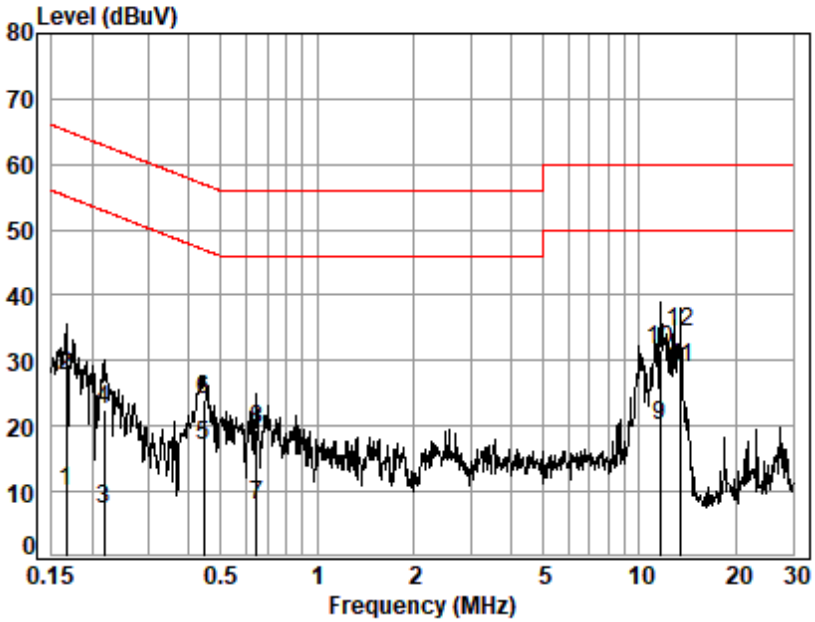

Site : Shielding Room
Condition: Neutral
Job No. : 00326AT/00327AT
Test mode: 00

	Freq	Cable Loss	LISN Factor	Read Level	Level	Limit Line	Over Limit	Remark
	MHz	dB	dB	dBuV	dBuV	dBuV	dB	
1	0.1659	0.02	9.79	0.18	9.99	55.16	-45.17	Average
2	0.1659	0.02	9.79	17.81	27.62	65.16	-37.54	QP
3	0.2185	0.02	9.53	-2.40	7.15	52.88	-45.73	Average
4	0.2185	0.02	9.53	12.95	22.50	62.88	-40.38	QP
5	0.4444	0.05	9.76	7.16	16.97	46.98	-30.01	Average
6	0.4444	0.05	9.76	14.37	24.18	56.98	-32.80	QP
7	0.6474	0.05	9.79	-2.06	7.78	46.00	-38.22	Average
8	0.6474	0.05	9.79	9.65	19.49	56.00	-36.51	QP
9	11.6208	0.05	9.94	9.97	19.96	50.00	-30.04	Average
10	11.6208	0.05	9.94	21.72	31.71	60.00	-28.29	QP
11	13.4793	0.05	9.93	19.02	29.00	50.00	-21.00	Average
12	13.4793	0.05	9.93	24.53	34.51	60.00	-25.49	QP

Unless otherwise agreed in writing, this document is issued by the Company subject to its General Conditions of Service printed overleaf, available on request or accessible at http://www.sgs.com/en/Terms-and-Conditions.aspx and, for electronic format documents, subject to Terms and Conditions for Electronic Documents at http://www.sgs.com/en/Terms-and-Conditions/Terms-e-Document.aspx. Attention is drawn to the limitation of liability, indemnification and jurisdiction issues defined therein. Any holder of this document is advised that information contained hereon reflects the Company's findings at the time of its intervention only and within the limits of Client's instructions, if any. The Company's sole responsibility is to its Client and this document does not exonerate parties to a transaction from exercising all their rights and obligations under the transaction documents. This document cannot be reproduced except in full, without prior written approval of the Company. Any unauthorized alteration, forgery or falsification of the content or appearance of this document is unlawful and offenders may be prosecuted to the fullest extent of the law. Unless otherwise stated the results shown in this test report refer only to the sample(s) tested and such sample(s) are retained for 30 days only.
Attention: To check the authenticity of testing /inspection report & certificate, please contact us at telephone: (86-755) 8307 1443, or email: CN.Doccheck@sgs.com
Fuyong lab. Xinlong TechnoPark, Fengtang Road, Fuyong Subdistrict, Bao'an, Shenzhen, China 518103 t (86–755) 88663988 f (86–755) 26710594 www.sgsgroup.com.cn
中国·深圳·宝安区福永街道凤塘大道鑫龙科技园福永实验室 邮编: 518103 t (86–755) 88663988 f (86–755) 26710594 sgs.china@sgs.com
Member of the SGS Group (SGS SA)

7.2 Radiated Emissions which fall in the restricted bands

Test Requirement 47 CFR Part 15, Subpart C 15.205 & 15.209
Test Method: ANSI C63.10-2020+Cor.1-2023 Section 6.10.5 & 11.12
Measurement Distance: 3m
Test Engineer: Mihawk Li

Limit:

Frequency(MHz)	Field strength(microvolts/meter)	Measurement distance(meters)
0.009-0.490	2400/F(kHz)	300
0.490-1.705	24000/F(kHz)	30
1.705-30.0	30	30
30-88	100	3
88-216	150	3
216-960	200	3
Above 960	500	3
Remark: The emission limits shown in the above table are based on measurements employing a CISPR quasi-peak detector except for the frequency bands 9-90kHz, 110-490kHz and above 1000 MHz. Radiated emission limits in these three bands are based on measurements employing an average detector, the peak field strength of any emission shall not exceed the maximum permitted average limits specified above by more than 20 dB under any condition of modulation.		

7.2.1 E.U.T. Operation

Operating Environment:
Temperature: 21.5 °C Humidity: 56.3 % RH Atmospheric Pressure: 1000 mbar

7.2.2 Test Mode Description

Pre-scan / Final test	Mode Code	Description
Final test	00	TX mode_Keep the EUT in continuously transmitting mode with all modulation types. Only the data of worst case is recorded in the report.

Unless otherwise agreed in writing, this document is issued by the Company subject to its General Conditions of Service printed overleaf, available on request or accessible at http://www.sgs.com/en/Terms-and-Conditions.aspx and, for electronic format documents, subject to Terms and Conditions for Electronic Documents at http://www.sgs.com/en/Terms-and-Conditions/Terms-e-Document.aspx. Attention is drawn to the limitation of liability, indemnification and jurisdiction issues defined therein. Any holder of this document is advised that information contained hereon reflects the Company's findings at the time of its intervention only and within the limits of Client's instructions, if any. The Company's sole responsibility is to its Client and this document does not exonerate parties to a transaction from exercising all their rights and obligations under the transaction documents. This document cannot be reproduced except in full, without prior written approval of the Company. Any unauthorized alteration, forgery or falsification of the content or appearance of this document is unlawful and offenders may be prosecuted to the fullest extent of the law. Unless otherwise stated the results shown in this test report refer only to the sample(s) tested and such sample(s) are retained for 30 days only.
Attention: To check the authenticity of testing /inspection report & certificate, please contact us at telephone: (86-755) 8307 1443, or email: CN.Doccheck@sgs.com
Fuyong lab. Xinlong TechnoPark, Fengtang Road, Fuyong Subdistrict, Bao'an, Shenzhen, China 518103 t (86–755) 88663988 f (86–755) 26710594 www.sgsgroup.com.cn
中国·深圳·宝安区福永街道凤塘大道鑫龙科技园福永实验室 邮编: 518103 t (86–755) 88663988 f (86–755) 26710594 sgs.china@sgs.com
Member of the SGS Group (SGS SA)

7.2.3 Test Setup Diagram

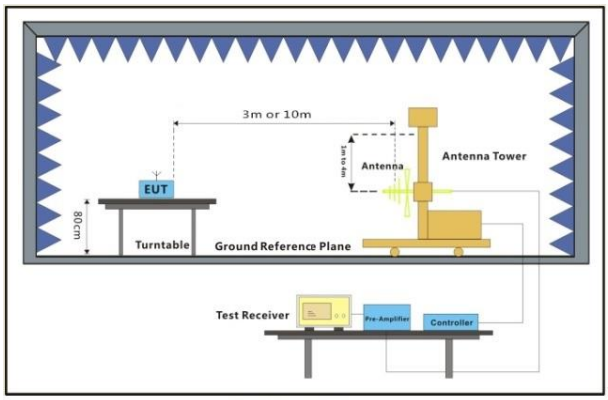

30MHz-1GHz

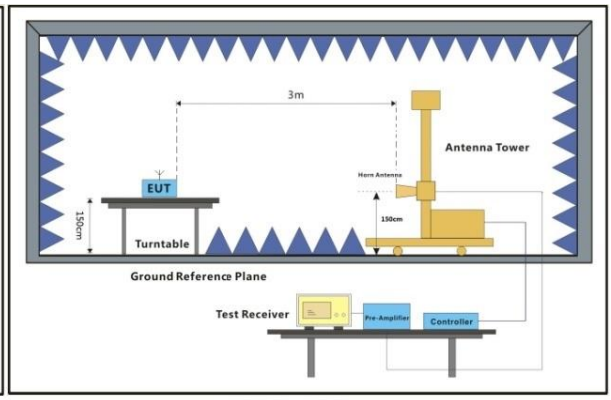

Above 1GHz

Unless otherwise agreed in writing, this document is issued by the Company subject to its General Conditions of Service printed overleaf, available on request or accessible at http://www.sgs.com/en/Terms-and-Conditions.aspx and, for electronic format documents, subject to Terms and Conditions for Electronic Documents at http://www.sgs.com/en/Terms-and-Conditions/Terms-e-Document.aspx. Attention is drawn to the limitation of liability, indemnification and jurisdiction issues defined therein. Any holder of this document is advised that information contained hereon reflects the Company's findings at the time of its intervention only and within the limits of Client's instructions, if any. The Company's sole responsibility is to its Client and this document does not exonerate parties to a transaction from exercising all their rights and obligations under the transaction documents. This document cannot be reproduced except in full, without prior written approval of the Company. Any unauthorized alteration, forgery or falsification of the content or appearance of this document is unlawful and offenders may be prosecuted to the fullest extent of the law. Unless otherwise stated the results shown in this test report refer only to the sample(s) tested and such sample(s) are retained for 30 days only.
Attention: To check the authenticity of testing /inspection report & certificate, please contact us at telephone: (86-755) 8307 1443, or email: CN.Doccheck@sgs.com
Fuyong lab. Xinlong TechnoPark, Fengtang Road, Fuyong Subdistrict, Bao'an, Shenzhen, China 518103 t (86–755) 88663988 f (86–755) 26710594 www.sgsgroup.com.cn
中国·深圳·宝安区福永街道凤塘大道鑫龙科技园福永实验室 邮编: 518103 t (86–755) 88663988 f (86–755) 26710594 sgs.china@sgs.com
Member of the SGS Group (SGS SA)

7.2.4 Measurement Procedure and Data

a. For below 1GHz, the EUT was placed on the top of a rotating table 0.8 meters above the ground at a 3 or 10 meter semi-anechoic chamber. The table was rotated 360 degrees to determine the position of the highest radiation.

b. For above 1GHz, the EUT was placed on the top of a rotating table 1.5 meters above the ground at a 3 meter fully-anechoic chamber. The table was rotated 360 degrees to determine the position of the highest radiation.

c. The EUT was set 3 or 10 meters away from the interference-receiving antenna, which was mounted on the top of a variable-height antenna tower.

d. The antenna height is varied from one meter to four meters above the ground to determine the maximum value of the field strength. Both horizontal and vertical polarizations of the antenna are set to make the measurement.

e. For each suspected emission, the EUT was arranged to its worst case and then the antenna was tuned to heights from 1 meter to 4 meters (for the test frequency of below 30MHz, the antenna was tuned to heights 1 meter) and the rotatable table was turned from 0 degrees to 360 degrees to find the maximum reading.

f. The test-receiver system was set to Peak Detect Function and Specified Bandwidth with Maximum Hold Mode.

g. If the emission level of the EUT in peak mode was 10dB lower than the limit specified, then testing could be stopped and the peak values of the EUT would be reported. Otherwise the emissions that did not have 10dB margin would be re-tested one by one using peak, quasi-peak or average method as specified and then reported in a data sheet.

h. Test the EUT in the lowest channel, the middle channel, the Highest channel.

i. The radiation measurements are performed in X, Y, Z axis positioning for Transmitting mode, and found the X axis positioning which it is the worst case.

j. Repeat above procedures until all frequencies measured was complete.

Remark 1: Level= Read Level+ Cable Loss+ Antenna Factor- Preamp Factor

Remark 2: For frequencies above 1GHz, the field strength limits are based on average limits. However, the peak field strength of any emission shall not exceed the maximum permitted average limits specified above by more than 20 dB under any condition of modulation. For the emissions whose peak level is lower than the average limit, only the peak measurement is shown in the report.

Remark 3: The resolution bandwidth of test receiver/spectrum analyzer is 1MHz and the video bandwidth is 3MHz for Peak detection (PK) and Average detection (AV) at frequency above 1GHz.

Remark 4:For fundamental and harmonic signal measurement, the resolution bandwidth of test receiver/spectrum analyzer is 1MHz and the video bandwidth is ⩾1/T (Duty cycle＜98%) or 10Hz (Duty cycle⩾98%) for Average detection (AV) at frequency above 1GHz.

Unless otherwise agreed in writing, this document is issued by the Company subject to its General Conditions of Service printed overleaf, available on request or accessible at http://www.sgs.com/en/Terms-and-Conditions.aspx and, for electronic format documents, subject to Terms and Conditions for Electronic Documents at http://www.sgs.com/en/Terms-and-Conditions/Terms-e-Document.aspx. Attention is drawn to the limitation of liability, indemnification and jurisdiction issues defined therein. Any holder of this document is advised that information contained hereon reflects the Company's findings at the time of its intervention only and within the limits of Client's instructions, if any. The Company's sole responsibility is to its Client and this document does not exonerate parties to a transaction from exercising all their rights and obligations under the transaction documents. This document cannot be reproduced except in full, without prior written approval of the Company. Any unauthorized alteration, forgery or falsification of the content or appearance of this document is unlawful and offenders may be prosecuted to the fullest extent of the law. Unless otherwise stated the results shown in this test report refer only to the sample(s) tested and such sample(s) are retained for 30 days only.
Attention: To check the authenticity of testing /inspection report & certificate, please contact us at telephone: (86-755) 8307 1443, or email: CN.Doccheck@sgs.com
Fuyong lab. Xinlong TechnoPark, Fengtang Road, Fuyong Subdistrict, Bao'an, Shenzhen, China 518103 t (86–755) 88663988 f (86–755) 26710594 www.sgsgroup.com.cn
中国・深圳・宝安区福永街道凤塘大道鑫龙科技园福永实验室 邮编: 518103 t (86–755) 88663988 f (86–755) 26710594 sgs.china@sgs.com
Member of the SGS Group (SGS SA)

11b_TX_CH_01_Horizontal-Peak

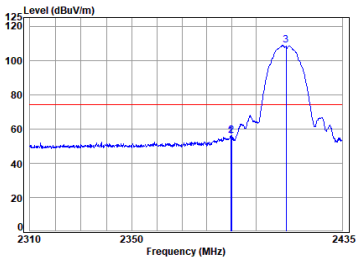

Condition: 3m HORIZONTAL
Job No : 00326AT/00327AT
Mode : 2412 Band edge
: 2.4G Wi-Fi 11B

	Freq	Cable Loss	Ant Factor	Preamp Factor	Read Level	Level	Limit Line	Over Limit	Remark	Aux Factor
	MHz	dB	dB/m	dB	dBuV	dBuV/m	dBuV/m	dB		dB
1	2389.617	7.04	27.12	32.96	54.53	55.73	74.00	-18.27	Peak	0.00
2	2390.000	7.04	27.12	32.96	54.92	56.12	74.00	-17.88	Peak	0.00
3 pp	2412.000	7.05	27.20	32.95	107.34	108.64	74.00	34.64	Peak	0.00

11b_TX_CH_01_Horizontal-Avg

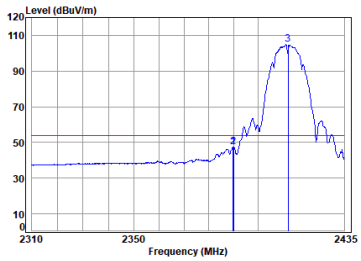

Condition: 3m HORIZONTAL
Job No : 00326AT/00327AT
Mode : 2412 Band edge
: 2.4G Wi-Fi 11B

	Freq	Cable Loss	Ant Factor	Preamp Factor	Read Level	Level	Limit Line	Over Limit	Remark	Aux Factor
	MHz	dB	dB/m	dB	dBuV	dBuV/m	dBuV/m	dB		dB
1	2389.869	7.04	27.12	32.96	46.11	47.31	54.00	-6.69	Average	0.00
2	2390.000	7.04	27.12	32.96	46.20	47.40	54.00	-6.60	Average	0.00
3 pp	2412.000	7.05	27.20	32.95	103.44	104.74	54.00	50.74	Average	0.00

11b_TX_CH_01_Vertical-Peak

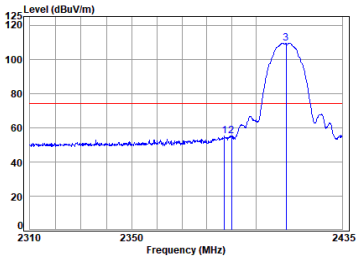

Condition: 3m VERTICAL
Job No : 00326AT/00327AT
Mode : 2412 Band edge
: 2.4G Wi-Fi 11B

	Freq	Cable Loss	Ant Factor	Preamp Factor	Read Level	Level	Limit Line	Over Limit	Remark	Aux Factor
	MHz	dB	dB/m	dB	dBuV	dBuV/m	dBuV/m	dB		dB
1	2387.100	7.04	27.13	32.96	53.91	55.12	74.00	-18.88	Peak	0.00
2	2390.000	7.04	27.12	32.96	53.76	54.96	74.00	-19.04	Peak	0.00
3 pp	2412.000	7.05	27.20	32.95	108.25	109.55	74.00	35.55	Peak	0.00

11b_TX_CH_01_Vertical-Avg

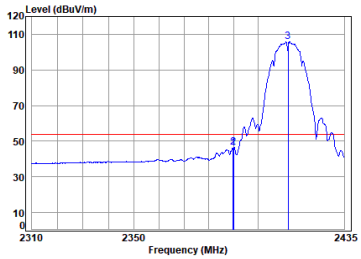

Condition: 3m VERTICAL
Job No : 00326AT/00327AT
Mode : 2412 Band edge
: 2.4G Wi-Fi 11B

	Freq	Cable Loss	Ant Factor	Preamp Factor	Read Level	Level	Limit Line	Over Limit	Remark	Aux Factor
	MHz	dB	dB/m	dB	dBuV	dBuV/m	dBuV/m	dB		dB
1	2389.869	7.04	27.12	32.96	45.07	46.27	54.00	-7.73	Average	0.00
2	2390.000	7.04	27.12	32.96	45.13	46.33	54.00	-7.67	Average	0.00
3 pp	2412.000	7.05	27.20	32.95	104.41	105.71	54.00	51.71	Average	0.00

Unless otherwise agreed in writing, this document is issued by the Company subject to its General Conditions of Service printed overleaf, available on request or accessible at http://www.sgs.com/en/Terms-and-Conditions.aspx and, for electronic format documents, subject to Terms and Conditions for Electronic Documents at http://www.sgs.com/en/Terms-and-Conditions/Terms-e-Document.aspx. Attention is drawn to the limitation of liability, indemnification and jurisdiction issues defined therein. Any holder of this document is advised that information contained hereon reflects the Company's findings at the time of its intervention only and within the limits of Client's instructions, if any. The Company's sole responsibility is to its Client and this document does not exonerate parties to a transaction from exercising all their rights and obligations under the transaction documents. This document cannot be reproduced except in full, without prior written approval of the Company. Any unauthorized alteration, forgery or falsification of the content or appearance of this document is unlawful and offenders may be prosecuted to the fullest extent of the law. Unless otherwise stated the results shown in this test report refer only to the sample(s) tested and such sample(s) are retained for 30 days only.

Attention: To check the authenticity of testing /inspection report & certificate, please contact us at telephone: (86-755) 8307 1443, or email: CN.Doccheck@sgs.com

Compliance Certification Services (Kunshan) Inc. Shenzhen Branch
Inspection & Testing Services

Fuyong lab. Xinlong TechnoPark, Fengtang Road, Fuyong Subdistrict, Bao'an, Shenzhen, China 518103 t (86–755) 88663988 f (86–755) 26710594 www.sgsgroup.com.cn

中国・深圳・宝安区福永街道凤塘大道鑫龙科技园福永实验室 邮编: 518103 t (86–755) 88663988 f (86–755) 26710594 sgs.china@sgs.com

Member of the SGS Group (SGS SA)

11b_TX_CH_11_Horizontal-Peak

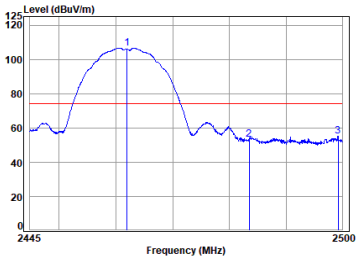


```
Condition: 3m HORIZONTAL
Job No   : 00326AT/00327AT
Mode     : 2462 Band edge
         : 2.4G Wi-Fi 11B
```

	Freq	Cable Loss	Ant Factor	Preamp Factor	Read Level	Level	Limit Line	Over Limit	Remark	Aux Factor
	MHz	dB	dB/m	dB	dBuV	dBuV/m	dBuV/m	dB		dB
1 pp	2462.000	7.07	27.57	32.92	104.89	106.61	74.00	32.61	Peak	0.00
2	2483.500	7.07	27.70	32.91	51.36	53.22	74.00	-20.78	Peak	0.00
3	2499.277	7.08	27.80	32.90	53.17	55.15	74.00	-18.85	Peak	0.00

11b_TX_CH_11_Horizontal-Avg

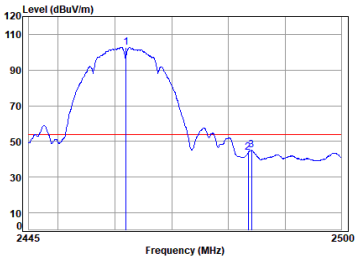


```
Condition: 3m HORIZONTAL
Job No   : 00326AT/00327AT
Mode     : 2462 Band edge
         : 2.4G Wi-Fi 11B
```

	Freq	Cable Loss	Ant Factor	Preamp Factor	Read Level	Level	Limit Line	Over Limit	Remark	Aux Factor
	MHz	dB	dB/m	dB	dBuV	dBuV/m	dBuV/m	dB		dB
1 pp	2462.000	7.07	27.57	32.92	101.10	102.82	54.00	48.82	Average	0.00
2	2483.500	7.07	27.70	32.91	41.77	43.63	54.00	-10.37	Average	0.00
3	2484.090	7.07	27.71	32.91	43.28	45.15	54.00	-8.85	Average	0.00

11b_TX_CH_11_Vertical-Peak

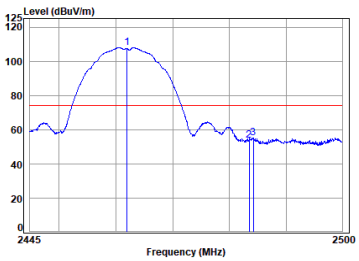


```
Condition: 3m VERTICAL
Job No   : 00326AT/00327AT
Mode     : 2462 Band edge
         : 2.4G Wi-Fi 11B
```

	Freq	Cable Loss	Ant Factor	Preamp Factor	Read Level	Level	Limit Line	Over Limit	Remark	Aux Factor
	MHz	dB	dB/m	dB	dBuV	dBuV/m	dBuV/m	dB		dB
1 pp	2462.000	7.07	27.57	32.92	106.17	107.89	74.00	33.89	Peak	0.00
2	2483.500	7.07	27.70	32.91	51.80	53.66	74.00	-20.34	Peak	0.00
3	2484.255	7.07	27.71	32.91	53.32	55.19	74.00	-18.81	Peak	0.00

11b_TX_CH_11_Vertical-Avg

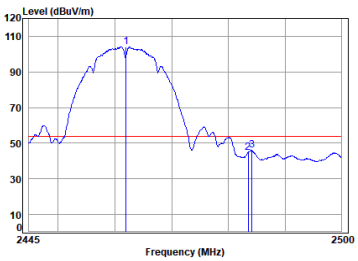


```
Condition: 3m VERTICAL
Job No   : 00326AT/00327AT
Mode     : 2462 Band edge
         : 2.4G Wi-Fi 11B
```

	Freq	Cable Loss	Ant Factor	Preamp Factor	Read Level	Level	Limit Line	Over Limit	Remark	Aux Factor
	MHz	dB	dB/m	dB	dBuV	dBuV/m	dBuV/m	dB		dB
1 pp	2462.000	7.07	27.57	32.92	102.43	104.15	54.00	50.15	Average	0.00
2	2483.500	7.07	27.70	32.91	42.99	44.85	54.00	-9.15	Average	0.00
3	2484.145	7.07	27.71	32.91	44.23	46.10	54.00	-7.90	Average	0.00

Unless otherwise agreed in writing, this document is issued by the Company subject to its General Conditions of Service printed overleaf, available on request or accessible at http://www.sgs.com/en/Terms-and-Conditions.aspx and, for electronic format documents, subject to Terms and Conditions for Electronic Documents at http://www.sgs.com/en/Terms-and-Conditions/Terms-e-Document.aspx. Attention is drawn to the limitation of liability, indemnification and jurisdiction issues defined therein. Any holder of this document is advised that information contained hereon reflects the Company's findings at the time of its intervention only and within the limits of Client's instructions, if any. The Company's sole responsibility is to its Client and this document does not exonerate parties to a transaction from exercising all their rights and obligations under the transaction documents. This document cannot be reproduced except in full, without prior written approval of the Company. Any unauthorized alteration, forgery or falsification of the content or appearance of this document is unlawful and offenders may be prosecuted to the fullest extent of the law. Unless otherwise stated the results shown in this test report refer only to the sample(s) tested and such sample(s) are retained for 30 days only.

Attention: To check the authenticity of testing /inspection report & certificate, please contact us at telephone: (86-755) 8307 1443, or email: CN.Doccheck@sgs.com

Fuyong lab. Xinlong TechnoPark, Fengtang Road, Fuyong Subdistrict, Bao'an, Shenzhen, China 518103 t (86–755) 88663988 f (86–755) 26710594 www.sgsgroup.com.cn

中国·深圳·宝安区福永街道凤塘大道鑫龙科技园福永实验室 邮编: 518103 t (86–755) 88663988 f (86–755) 26710594 sgs.china@sgs.com

Member of the SGS Group (SGS SA)

11n_HT(20M)_TX_CH_01_Horizontal-Peak

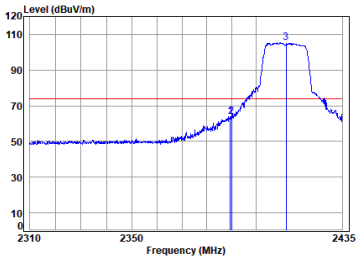

Condition: 3m HORIZONTAL
Job No : 00326AT/00327AT
Mode : 2412 Band edge
: 2.4G Wi-Fi 11N20

	Freq	Cable Loss	Ant Factor	Preamp Factor	Read Level	Level	Limit Line	Over Limit	Remark	Aux Factor
	MHz	dB	dB/m	dB	dBuV	dBuV/m	dBuV/m	dB		dB
1	2389.491	7.04	27.12	32.96	62.86	64.06	74.00	-9.94	Peak	0.00
2	2390.000	7.04	27.12	32.96	62.49	63.69	74.00	-10.31	Peak	0.00
3 pp	2412.000	7.05	27.20	32.95	104.16	105.46	74.00	31.46	Peak	0.00

11n_HT(20M)_TX_CH_01_Horizontal-Avg

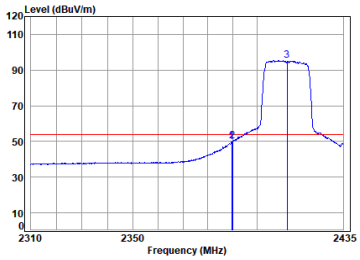

Condition: 3m HORIZONTAL
Job No : 00326AT/00327AT
Mode : 2412 Band edge
: 2.4G Wi-Fi 11N20

	Freq	Cable Loss	Ant Factor	Preamp Factor	Read Level	Level	Limit Line	Over Limit	Remark	Aux Factor
	MHz	dB	dB/m	dB	dBuV	dBuV/m	dBuV/m	dB		dB
1	2389.617	7.04	27.12	32.96	48.62	49.82	54.00	-4.18	Average	0.00
2	2390.000	7.04	27.12	32.96	49.06	50.26	54.00	-3.74	Average	0.00
3 pp	2412.000	7.05	27.20	32.95	94.25	95.55	54.00	41.55	Average	0.00

11n_HT(20M)_TX_CH_01_Vertical-Peak

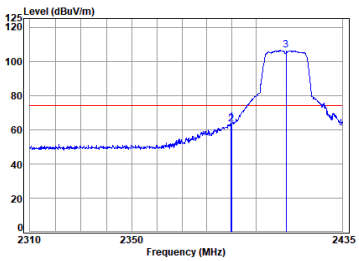

Condition: 3m VERTICAL
Job No : 00326AT/00327AT
Mode : 2412 Band edge
: 2.4G Wi-Fi 11N20

	Freq	Cable Loss	Ant Factor	Preamp Factor	Read Level	Level	Limit Line	Over Limit	Remark	Aux Factor
	MHz	dB	dB/m	dB	dBuV	dBuV/m	dBuV/m	dB		dB
1	2389.869	7.04	27.12	32.96	63.10	64.30	74.00	-9.70	Peak	0.00
2	2390.000	7.04	27.12	32.96	62.12	63.32	74.00	-10.68	Peak	0.00
3 pp	2412.000	7.05	27.20	32.95	105.15	106.45	74.00	32.45	Peak	0.00

11n_HT(20M)_TX_CH_01_Vertical-Avg

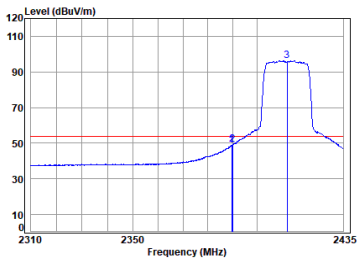

Condition: 3m VERTICAL
Job No : 00326AT/00327AT
Mode : 2412 Band edge
: 2.4G Wi-Fi 11N20

	Freq	Cable Loss	Ant Factor	Preamp Factor	Read Level	Level	Limit Line	Over Limit	Remark	Aux Factor
	MHz	dB	dB/m	dB	dBuV	dBuV/m	dBuV/m	dB		dB
1	2389.617	7.04	27.12	32.96	47.57	48.77	54.00	-5.23	Average	0.00
2	2390.000	7.04	27.12	32.96	47.88	49.08	54.00	-4.92	Average	0.00
3 pp	2412.000	7.05	27.20	32.95	94.95	96.25	54.00	42.25	Average	0.00

Unless otherwise agreed in writing, this document is issued by the Company subject to its General Conditions of Service printed overleaf, available on request or accessible at http://www.sgs.com/en/Terms-and-Conditions.aspx and, for electronic format documents, subject to Terms and Conditions for Electronic Documents at http://www.sgs.com/en/Terms-and-Conditions/Terms-e-Document.aspx. Attention is drawn to the limitation of liability, indemnification and jurisdiction issues defined therein. Any holder of this document is advised that information contained hereon reflects the Company's findings at the time of its intervention only and within the limits of Client's instructions, if any. The Company's sole responsibility is to its Client and this document does not exonerate parties to a transaction from exercising all their rights and obligations under the transaction documents. This document cannot be reproduced except in full, without prior written approval of the Company. Any unauthorized alteration, forgery or falsification of the content or appearance of this document is unlawful and offenders may be prosecuted to the fullest extent of the law. Unless otherwise stated the results shown in this test report refer only to the sample(s) tested and such sample(s) are retained for 30 days only.
Attention: To check the authenticity of testing /inspection report & certificate, please contact us at telephone: (86-755) 8307 1443, or email: CN.Doccheck@sgs.com

Fuyong lab. Xinlong TechnoPark, Fengtang Road, Fuyong Subdistrict, Bao'an, Shenzhen, China 518103 t (86–755) 88663988 f (86–755) 26710594 www.sgsgroup.com.cn
中国·深圳·宝安区福永街道凤塘大道鑫龙科技园福永实验室 邮编: 518103 t (86–755) 88663988 f (86–755) 26710594 sgs.china@sgs.com

11n_HT(20M)_TX_CH_11_Horizontal-Peak

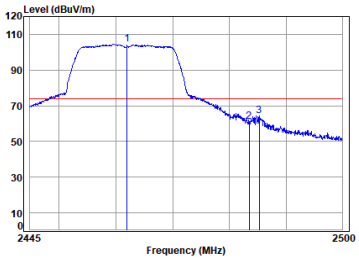


```
Condition: 3m HORIZONTAL
Job No   : 00326AT/00327AT
Mode     : 2462 Band edge
         : 2.4G Wi-Fi 11N20
```

	Freq	Cable Loss	Ant Factor	Preamp Factor	Read Level	Level	Limit Line	Over Limit	Remark	Aux Factor
	MHz	dB	dB/m	dB	dBuV	dBuV/m	dBuV/m	dB		dB
1 pp	2462.000	7.07	27.57	32.92	102.95	104.67	74.00	30.67	Peak	0.00
2	2483.500	7.07	27.70	32.91	59.42	61.28	74.00	-12.72	Peak	0.00
3	2485.306	7.07	27.71	32.91	62.49	64.36	74.00	-9.64	Peak	0.00

11n_HT(20M)_TX_CH_11_Horizontal-Avg

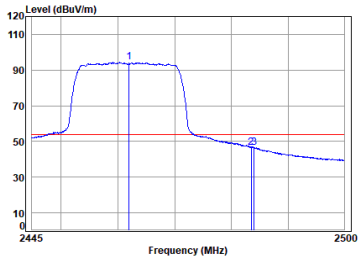


```
Condition: 3m HORIZONTAL
Job No   : 00326AT/00327AT
Mode     : 2462 Band edge
         : 2.4G Wi-Fi 11N20
```

	Freq	Cable Loss	Ant Factor	Preamp Factor	Read Level	Level	Limit Line	Over Limit	Remark	Aux Factor
	MHz	dB	dB/m	dB	dBuV	dBuV/m	dBuV/m	dB		dB
1 pp	2462.000	7.07	27.57	32.92	92.63	94.35	54.00	40.35	Average	0.00
2	2483.500	7.07	27.70	32.91	44.85	46.71	54.00	-7.29	Average	0.00
3	2484.034	7.07	27.70	32.91	44.77	46.63	54.00	-7.37	Average	0.00

11n_HT(20M)_TX_CH_11_Vertical-Peak

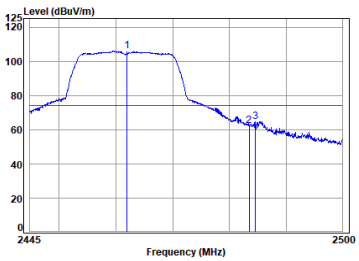


```
Condition: 3m VERTICAL
Job No   : 00326AT/00327AT
Mode     : 2462 Band edge
         : 2.4G Wi-Fi 11N20
```

	Freq	Cable Loss	Ant Factor	Preamp Factor	Read Level	Level	Limit Line	Over Limit	Remark	Aux Factor
	MHz	dB	dB/m	dB	dBuV	dBuV/m	dBuV/m	dB		dB
1 pp	2462.000	7.07	27.57	32.92	104.36	106.08	74.00	32.08	Peak	0.00
2	2483.500	7.07	27.70	32.91	60.53	62.39	74.00	-11.61	Peak	0.00
3	2484.587	7.07	27.71	32.91	63.00	64.87	74.00	-9.13	Peak	0.00

11n_HT(20M)_TX_CH_11_Vertical-Avg

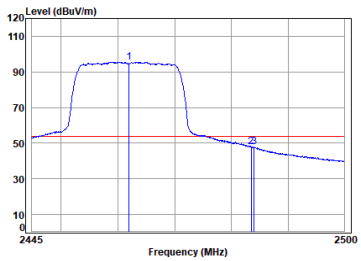


```
Condition: 3m VERTICAL
Job No   : 00326AT/00327AT
Mode     : 2462 Band edge
         : 2.4G Wi-Fi 11N20
```

	Freq	Cable Loss	Ant Factor	Preamp Factor	Read Level	Level	Limit Line	Over Limit	Remark	Aux Factor
	MHz	dB	dB/m	dB	dBuV	dBuV/m	dBuV/m	dB		dB
1 pp	2462.000	7.07	27.57	32.92	93.86	95.58	54.00	41.58	Average	0.00
2	2483.500	7.07	27.70	32.91	46.11	47.97	54.00	-6.03	Average	0.00
3	2483.979	7.07	27.70	32.91	46.03	47.89	54.00	-6.11	Average	0.00

Unless otherwise agreed in writing, this document is issued by the Company subject to its General Conditions of Service printed overleaf, available on request or accessible at http://www.sgs.com/en/Terms-and-Conditions.aspx and, for electronic format documents, subject to Terms and Conditions for Electronic Documents at http://www.sgs.com/en/Terms-and-Conditions/Terms-e-Document.aspx. Attention is drawn to the limitation of liability, indemnification and jurisdiction issues defined therein. Any holder of this document is advised that information contained hereon reflects the Company's findings at the time of its intervention only and within the limits of Client's instructions, if any. The Company's sole responsibility is to its Client and this document does not exonerate parties to a transaction from exercising all their rights and obligations under the transaction documents. This document cannot be reproduced except in full, without prior written approval of the Company. Any unauthorized alteration, forgery or falsification of the content or appearance of this document is unlawful and offenders may be prosecuted to the fullest extent of the law. Unless otherwise stated the results shown in this test report refer only to the sample(s) tested and such sample(s) are retained for 30 days only.

Attention: To check the authenticity of testing /inspection report & certificate, please contact us at telephone: (86-755) 8307 1443, or email: CN.Doccheck@sgs.com

Fuyong lab. Xinlong TechnoPark, Fengtang Road, Fuyong Subdistrict, Bao'an, Shenzhen, China 518103 t (86–755) 88663988 f (86–755) 26710594 www.sgsgroup.com.cn

中国·深圳·宝安区福永街道凤塘大道鑫龙科技园福永实验室 邮编: 518103 t (86–755) 88663988 f (86–755) 26710594 sgs.china@sgs.com

Member of the SGS Group (SGS SA)

11ax_20M_TX_CH_01_Horizontal-Peak

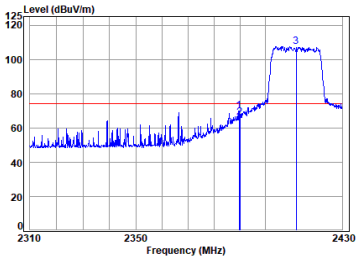


```
Condition: 3m HORIZONTAL
Job No   : 00326AT/00327AT
Mode     : 2412 Band edge
         : 2.4G Wi-Fi 11AX20
                Cable    Ant Preamp   Read          Limit   Over                Aux
           Freq  Loss Factor Factor  Level  Level   Line  Limit Remark     Factor
           MHz    dB   dB/m    dB   dBuV dBuV/m dBuV/m    dB                 dB

  1    2389.726  7.04  27.12  32.96  68.82  70.02  74.00  -3.98 Peak         0.00
  2    2390.000  7.04  27.12  32.96  64.96  66.16  74.00  -7.84 Peak         0.00
  3 pp 2412.000  7.05  27.20  32.95 106.28 107.58  74.00  33.58 Peak         0.00
```

11ax_20M_TX_CH_01_Horizontal-Avg

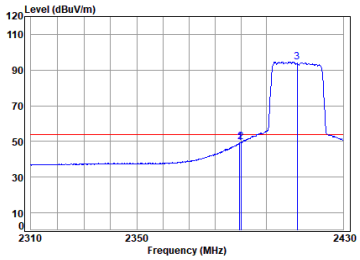


```
Condition: 3m HORIZONTAL
Job No   : 00326AT/00327AT
Mode     : 2412 Band edge
         : 2.4G Wi-Fi 11AX20
                Cable    Ant Preamp   Read          Limit   Over                Aux
           Freq  Loss Factor Factor  Level  Level   Line  Limit Remark     Factor
           MHz    dB   dB/m    dB   dBuV dBuV/m dBuV/m    dB                 dB

  1    2389.605  7.04  27.12  32.96  48.21  49.41  54.00  -4.59 Average      0.00
  2    2390.000  7.04  27.12  32.96  48.47  49.67  54.00  -4.33 Average      0.00
  3 pp 2412.000  7.05  27.20  32.95  93.17  94.47  54.00  40.47 Average      0.00
```

11ax_20M_TX_CH_01_Vertical-Peak

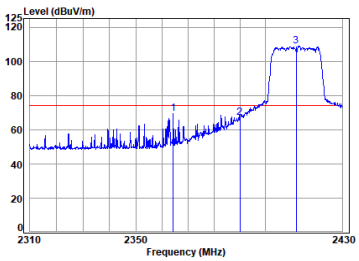


```
Condition: 3m VERTICAL
Job No   : 00326AT/00327AT
Mode     : 2412 Band edge
         : 2.4G Wi-Fi 11AX20
                Cable    Ant Preamp   Read          Limit   Over                Aux
           Freq  Loss Factor Factor  Level  Level   Line  Limit Remark     Factor
           MHz    dB   dB/m    dB   dBuV dBuV/m dBuV/m    dB                 dB

  1    2364.326  7.03  27.17  32.98  68.03  69.25  74.00  -4.75 Peak         0.00
  2    2390.000  7.04  27.12  32.96  65.58  66.78  74.00  -7.22 Peak         0.00
  3 pp 2412.000  7.05  27.20  32.95 107.70 109.00  74.00  35.00 Peak         0.00
```

11ax_20M_TX_CH_01_Vertical-Avg

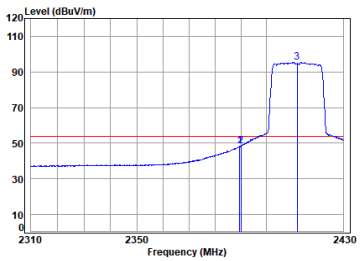


```
Condition: 3m VERTICAL
Job No   : 00326AT/00327AT
Mode     : 2412 Band edge
         : 2.4G Wi-Fi 11AX20
                Cable    Ant Preamp   Read          Limit   Over                Aux
           Freq  Loss Factor Factor  Level  Level   Line  Limit Remark     Factor
           MHz    dB   dB/m    dB   dBuV dBuV/m dBuV/m    dB                 dB

  1    2389.484  7.04  27.12  32.96  47.12  48.32  54.00  -5.68 Average      0.00
  2    2390.000  7.04  27.12  32.96  47.27  48.47  54.00  -5.53 Average      0.00
  3 pp 2412.000  7.05  27.20  32.95  94.09  95.39  54.00  41.39 Average      0.00
```


Unless otherwise agreed in writing, this document is issued by the Company subject to its General Conditions of Service printed overleaf, available on request or accessible at http://www.sgs.com/en/Terms-and-Conditions.aspx and, for electronic format documents, subject to Terms and Conditions for Electronic Documents at http://www.sgs.com/en/Terms-and-Conditions/Terms-e-Document.aspx. Attention is drawn to the limitation of liability, indemnification and jurisdiction issues defined therein. Any holder of this document is advised that information contained hereon reflects the Company's findings at the time of its intervention only and within the limits of Client's instructions, if any. The Company's sole responsibility is to its Client and this document does not exonerate parties to a transaction from exercising all their rights and obligations under the transaction documents. This document cannot be reproduced except in full, without prior written approval of the Company. Any unauthorized alteration, forgery or falsification of the content or appearance of this document is unlawful and offenders may be prosecuted to the fullest extent of the law. Unless otherwise stated the results shown in this test report refer only to the sample(s) tested and such sample(s) are retained for 30 days only.

Attention: To check the authenticity of testing /inspection report & certificate, please contact us at telephone: (86-755) 8307 1443, or email: CN.Doccheck@sgs.com

Fuyong lab. Xinlong TechnoPark, Fengtang Road, Fuyong Subdistrict, Bao'an, Shenzhen, China 518103 t (86–755) 88663988 f (86–755) 26710594 www.sgsgroup.com.cn

中国·深圳·宝安区福永街道凤塘大道鑫龙科技园福永实验室 邮编: 518103 t (86–755) 88663988 f (86–755) 26710594 sgs.china@sgs.com

Member of the SGS Group (SGS SA)

11ax_20M_TX_CH_11_Horizontal-Peak

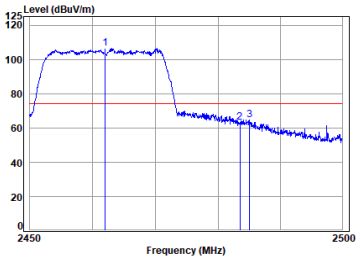

Condition: 3m HORIZONTAL
Job No : 00326AT/00327AT
Mode : 2462 Band edge
: 2.4G Wi-Fi 11AX20

	Freq	Cable Loss	Ant Factor	Preamp Factor	Read Level	Level	Limit Line	Over Limit	Remark	Aux Factor
	MHz	dB	dB/m	dB	dBuV	dBuV/m	dBuV/m	dB		dB
1 pp	2462.000	7.07	27.57	32.92	104.71	106.43	74.00	32.43	Peak	0.00
2	2483.500	7.07	27.70	32.91	61.19	63.05	74.00	-10.95	Peak	0.00
3	2485.095	7.07	27.71	32.91	62.91	64.78	74.00	-9.22	Peak	0.00

11ax_20M_TX_CH_11_Horizontal-Avg

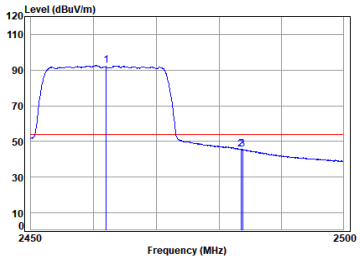

Condition: 3m HORIZONTAL
Job No : 00326AT/00327AT
Mode : 2462 Band edge
: 2.4G Wi-Fi 11AX20

	Freq	Cable Loss	Ant Factor	Preamp Factor	Read Level	Level	Limit Line	Over Limit	Remark	Aux Factor
	MHz	dB	dB/m	dB	dBuV	dBuV/m	dBuV/m	dB		dB
1 pp	2462.000	7.07	27.57	32.92	90.82	92.54	54.00	38.54	Average	0.00
2	2483.500	7.07	27.70	32.91	43.64	45.50	54.00	-8.50	Average	0.00
3	2483.790	7.07	27.70	32.91	43.73	45.59	54.00	-8.41	Average	0.00

11ax_20M_TX_CH_11_Vertical-Peak

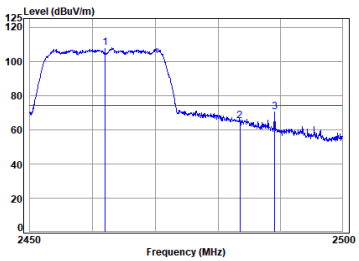

Condition: 3m VERTICAL
Job No : 00326AT/00327AT
Mode : 2462 Band edge
: 2.4G Wi-Fi 11AX20

	Freq	Cable Loss	Ant Factor	Preamp Factor	Read Level	Level	Limit Line	Over Limit	Remark	Aux Factor
	MHz	dB	dB/m	dB	dBuV	dBuV/m	dBuV/m	dB		dB
1 pp	2462.000	7.07	27.57	32.92	106.11	107.83	74.00	33.83	Peak	0.00
2	2483.500	7.07	27.70	32.91	63.31	65.17	74.00	-8.83	Peak	0.00
3	2489.114	7.08	27.74	32.91	68.49	70.40	74.00	-3.60	Peak	0.00

11ax_20M_TX_CH_11_Vertical-Avg

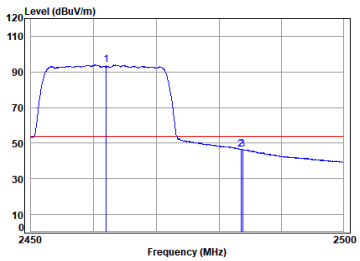

Condition: 3m VERTICAL
Job No : 00326AT/00327AT
Mode : 2462 Band edge
: 2.4G Wi-Fi 11AX20

	Freq	Cable Loss	Ant Factor	Preamp Factor	Read Level	Level	Limit Line	Over Limit	Remark	Aux Factor
	MHz	dB	dB/m	dB	dBuV	dBuV/m	dBuV/m	dB		dB
1 pp	2462.000	7.07	27.57	32.92	92.20	93.92	54.00	39.92	Average	0.00
2	2483.500	7.07	27.70	32.91	44.78	46.64	54.00	-7.36	Average	0.00
3	2483.790	7.07	27.70	32.91	44.66	46.52	54.00	-7.48	Average	0.00

Unless otherwise agreed in writing, this document is issued by the Company subject to its General Conditions of Service printed overleaf, available on request or accessible at http://www.sgs.com/en/Terms-and-Conditions.aspx and, for electronic format documents, subject to Terms and Conditions for Electronic Documents at http://www.sgs.com/en/Terms-and-Conditions/Terms-e-Document.aspx. Attention is drawn to the limitation of liability, indemnification and jurisdiction issues defined therein. Any holder of this document is advised that information contained hereon reflects the Company's findings at the time of its intervention only and within the limits of Client's instructions, if any. The Company's sole responsibility is to its Client and this document does not exonerate parties to a transaction from exercising all their rights and obligations under the transaction documents. This document cannot be reproduced except in full, without prior written approval of the Company. Any unauthorized alteration, forgery or falsification of the content or appearance of this document is unlawful and offenders may be prosecuted to the fullest extent of the law. Unless otherwise stated the results shown in this test report refer only to the sample(s) tested and such sample(s) are retained for 30 days only.
Attention: To check the authenticity of testing /inspection report & certificate, please contact us at telephone: (86-755) 8307 1443, or email: CN.Doccheck@sgs.com

Compliance Certification Services (Kunshan) Inc. Shenzhen Branch
Inspection & Testing Services

Fuyong lab. Xinlong TechnoPark, Fengtang Road, Fuyong Subdistrict, Bao'an, Shenzhen, China 518103 t (86–755) 88663988 f (86–755) 26710594 www.sgsgroup.com.cn
中国·深圳·宝安区福永街道凤塘大道鑫龙科技园福永实验室 邮编: 518103 t (86–755) 88663988 f (86–755) 26710594 sgs.china@sgs.com

Member of the SGS Group (SGS SA)

7.3 Radiated Spurious Emissions Below 1GHz

Test Requirement 47 CFR Part 15, Subpart C 15.205 & 15.209
Test Method: ANSI C63.10-2020+Cor.1-2023 Section 6.4,6.5
Measurement Distance: 3m
Test Engineer: Rex Liu

Limit:

Frequency(MHz)	Field strength(microvolts/meter)	Measurement distance(meters)
0.009-0.490	2400/F(kHz)	300
0.490-1.705	24000/F(kHz)	30
1.705-30.0	30	30
30-88	100	3
88-216	150	3
216-960	200	3
960-1000	500	3

Note

1: The emission limits for the ranges 9-90 kHz and 110-490 kHz are based on measurements employing a linear average detector.

2. At frequencies below 1GHz, measurements may be performed at a distance different to specified in the regulations.

Level= Read Level+ Cable Loss+ Antenna Factor- Preamp Factor+ Aux Factor (if applicable)

The aux factor needs to be added when measurements are performed at a distance other than the limit distance provided.

EX. Below 30MHz, Aux Factor = 40 dB/decade of distance, the aux factor is 40log(3/300) = -80dB (for 3m test distance).

EX. Above 30MHz, Aux Factor = 20 dB/decade of distance, the aux factor is 20log(10/3) = 10.46dB (for 10m test distance).

7.3.1 E.U.T. Operation

Operating Environment:

Temperature: 21.4 °C Humidity: 50.6 % RH Atmospheric Pressure: 1000 mbar

7.3.2 Test Mode Description

Pre-scan / Final test	Mode Code	Description
Final test	00	TX mode_Keep the EUT in continuously transmitting mode with all modulation types. Only the data of worst case is recorded in the report.

Unless otherwise agreed in writing, this document is issued by the Company subject to its General Conditions of Service printed overleaf, available on request or accessible at http://www.sgs.com/en/Terms-and-Conditions.aspx and, for electronic format documents, subject to Terms and Conditions for Electronic Documents at http://www.sgs.com/en/Terms-and-Conditions/Terms-e-Document.aspx. Attention is drawn to the limitation of liability, indemnification and jurisdiction issues defined therein. Any holder of this document is advised that information contained hereon reflects the Company's findings at the time of its intervention only and within the limits of Client's instructions, if any. The Company's sole responsibility is to its Client and this document does not exonerate parties to a transaction from exercising all their rights and obligations under the transaction documents. This document cannot be reproduced except in full, without prior written approval of the Company. Any unauthorized alteration, forgery or falsification of the content or appearance of this document is unlawful and offenders may be prosecuted to the fullest extent of the law. Unless otherwise stated the results shown in this test report refer only to the sample(s) tested and such sample(s) are retained for 30 days only.
Attention: To check the authenticity of testing /inspection report & certificate, please contact us at telephone: (86-755) 8307 1443, or email: CN.Doccheck@sgs.com
Fuyong lab. Xinlong TechnoPark, Fengtang Road, Fuyong Subdistrict, Bao'an, Shenzhen, China 518103 t (86–755) 88663988 f (86–755) 26710594 www.sgsgroup.com.cn
中国・深圳・宝安区福永街道凤塘大道鑫龙科技园福永实验室 邮编: 518103 t (86–755) 88663988 f (86–755) 26710594 sgs.china@sgs.com
Member of the SGS Group (SGS SA)

7.3.3 Test Setup Diagram

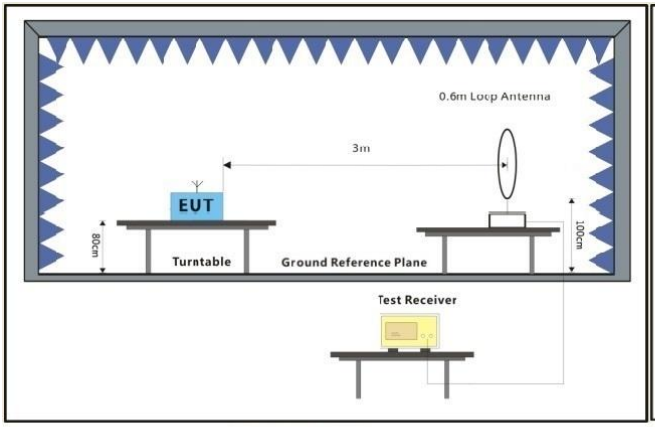

Below 30MHz

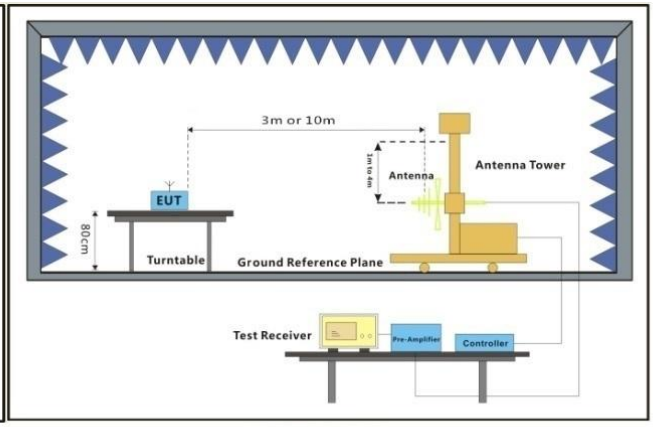

30MHz-1GHz

7.3.4 Measurement Procedure and Data

a. For below 1GHz, the EUT was placed on the top of a rotating table 0.8m above the ground at a semi-anechoic chamber. The table was rotated 360 degrees to determine the position of the highest radiation.

b. The EUT was set 3m or 10m away from the interference-receiving antenna, which was mounted on the variable-height antenna tower.

c. The antenna height is varied from 1m to 4m above the ground to determine the maximum value of the field strength. Both horizontal and vertical polarizations of the antenna are set to make the measurement.

d. For each suspected emission, the EUT was arranged to its worst case and then the antenna was tuned to heights from 1m to 4m (for the test frequency of below 30MHz, the antenna was tuned to heights 1m) and the rotatable table was turned from 0 degrees to 360 degrees to find the maximum reading.

e. The test-receiver system was set to Peak Detect Function and Specified Bandwidth with Maximum Hold Mode.

f. If the emission level of the EUT in peak mode was 10dB lower than the limit specified, then testing could be stopped and the peak values of the EUT would be reported. Otherwise the emissions that did not have 10dB margin would be re-tested one by one using quasi-peak method as specified and then reported in a data sheet.

g. Test the EUT in the lowest channel, the middle channel, the Highest channel.

h. The radiation measurements are performed in X, Y, Z axis positioning for Transmitting mode, and found the X axis positioning which it is the worst case.

i. Repeat above procedures until all frequencies measured was complete.

Remark:

1 Scan from 9kHz to 30MHz, the disturbance below 30MHz was very low. The amplitude of spurious emissions from the radiator which are attenuated more than 20dB below the limit need not be reported.

2. The disturbance below 1GHz was very low and the harmonics were the highest point could be found when testing, so only the worst-case test curve is displayed.

Unless otherwise agreed in writing, this document is issued by the Company subject to its General Conditions of Service printed overleaf, available on request or accessible at http://www.sgs.com/en/Terms-and-Conditions.aspx and, for electronic format documents, subject to Terms and Conditions for Electronic Documents at http://www.sgs.com/en/Terms-and-Conditions/Terms-e-Document.aspx. Attention is drawn to the limitation of liability, indemnification and jurisdiction issues defined therein. Any holder of this document is advised that information contained hereon reflects the Company's findings at the time of its intervention only and within the limits of Client's instructions, if any. The Company's sole responsibility is to its Client and this document does not exonerate parties to a transaction from exercising all their rights and obligations under the transaction documents. This document cannot be reproduced except in full, without prior written approval of the Company. Any unauthorized alteration, forgery or falsification of the content or appearance of this document is unlawful and offenders may be prosecuted to the fullest extent of the law. Unless otherwise stated the results shown in this test report refer only to the sample(s) tested and such sample(s) are retained for 30 days only.
Attention: To check the authenticity of testing /inspection report & certificate, please contact us at telephone: (86-755) 8307 1443, or email: CN.Doccheck@sgs.com
Fuyong lab. Xinlong TechnoPark, Fengtang Road, Fuyong Subdistrict, Bao'an, Shenzhen, China 518103 t (86–755) 88663988 f (86–755) 26710594 www.sgsgroup.com.cn
中国·深圳·宝安区福永街道凤塘大道鑫龙科技园福永实验室 邮编: 518103 t (86–755) 88663988 f (86–755) 26710594 sgs.china@sgs.com
Member of the SGS Group (SGS SA)

Test Mode: 00

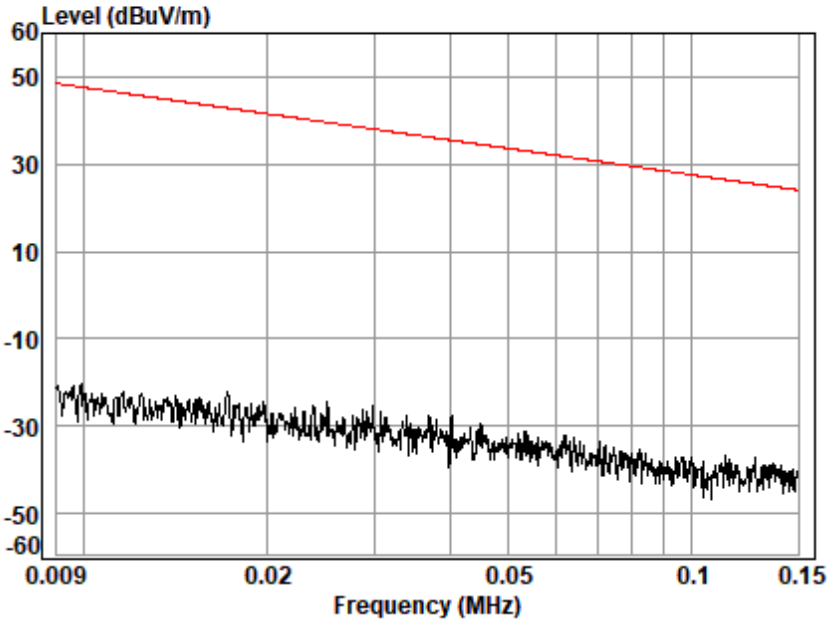


```
Site      : chamber
Condition: 3m
Job No.   : 00326AT
Test Mode: 00
          : coaxial
```

Unless otherwise agreed in writing, this document is issued by the Company subject to its General Conditions of Service printed overleaf, available on request or accessible at http://www.sgs.com/en/Terms-and-Conditions.aspx and, for electronic format documents, subject to Terms and Conditions for Electronic Documents at http://www.sgs.com/en/Terms-and-Conditions/Terms-e-Document.aspx. Attention is drawn to the limitation of liability, indemnification and jurisdiction issues defined therein. Any holder of this document is advised that information contained hereon reflects the Company's findings at the time of its intervention only and within the limits of Client's instructions, if any. The Company's sole responsibility is to its Client and this document does not exonerate parties to a transaction from exercising all their rights and obligations under the transaction documents. This document cannot be reproduced except in full, without prior written approval of the Company. Any unauthorized alteration, forgery or falsification of the content or appearance of this document is unlawful and offenders may be prosecuted to the fullest extent of the law. Unless otherwise stated the results shown in this test report refer only to the sample(s) tested and such sample(s) are retained for 30 days only.
Attention: To check the authenticity of testing /inspection report & certificate, please contact us at telephone: (86-755) 8307 1443, or email: CN.Doccheck@sgs.com
Fuyong lab. Xinlong TechnoPark, Fengtang Road, Fuyong Subdistrict, Bao'an, Shenzhen, China 518103 t (86–755) 88663988 f (86–755) 26710594 www.sgsgroup.com.cn
中国・深圳・宝安区福永街道凤塘大道鑫龙科技园福永实验室 邮编: 518103 t (86–755) 88663988 f (86–755) 26710594 sgs.china@sgs.com
Member of the SGS Group (SGS SA)

Test Mode: 00

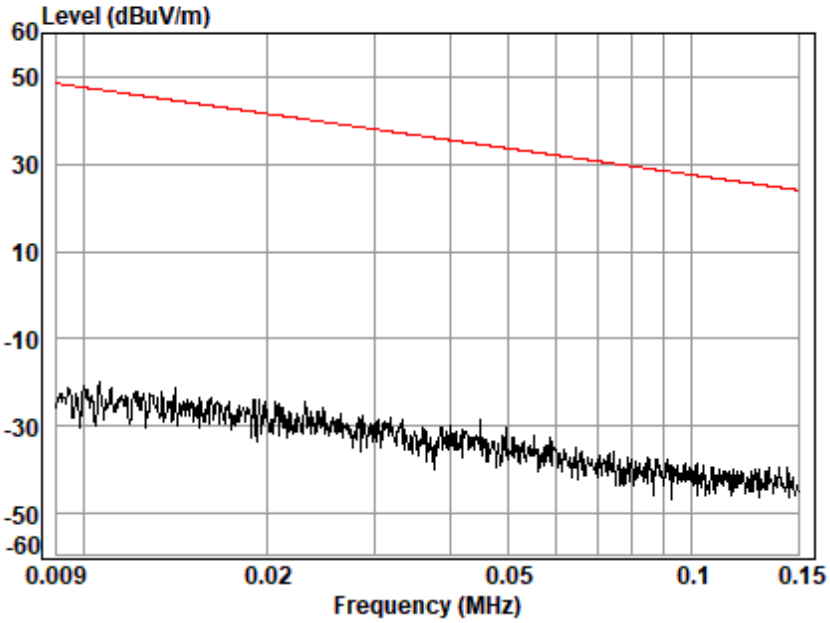


```
Site      : chamber
Condition: 3m
Job No.   : 00326AT
Test Mode: 00
          : coplanar
```

Unless otherwise agreed in writing, this document is issued by the Company subject to its General Conditions of Service printed overleaf, available on request or accessible at http://www.sgs.com/en/Terms-and-Conditions.aspx and, for electronic format documents, subject to Terms and Conditions for Electronic Documents at http://www.sgs.com/en/Terms-and-Conditions/Terms-e-Document.aspx. Attention is drawn to the limitation of liability, indemnification and jurisdiction issues defined therein. Any holder of this document is advised that information contained hereon reflects the Company's findings at the time of its intervention only and within the limits of Client's instructions, if any. The Company's sole responsibility is to its Client and this document does not exonerate parties to a transaction from exercising all their rights and obligations under the transaction documents. This document cannot be reproduced except in full, without prior written approval of the Company. Any unauthorized alteration, forgery or falsification of the content or appearance of this document is unlawful and offenders may be prosecuted to the fullest extent of the law. Unless otherwise stated the results shown in this test report refer only to the sample(s) tested and such sample(s) are retained for 30 days only.
Attention: To check the authenticity of testing /inspection report & certificate, please contact us at telephone: (86-755) 8307 1443, or email: CN.Doccheck@sgs.com

Fuyong lab. Xinlong TechnoPark, Fengtang Road, Fuyong Subdistrict, Bao'an, Shenzhen, China 518103 t (86–755) 88663988 f (86–755) 26710594 www.sgsgroup.com.cn
中国·深圳·宝安区福永街道凤塘大道鑫龙科技园福永实验室 邮编: 518103 t (86–755) 88663988 f (86–755) 26710594 sgs.china@sgs.com

Test Mode: 00

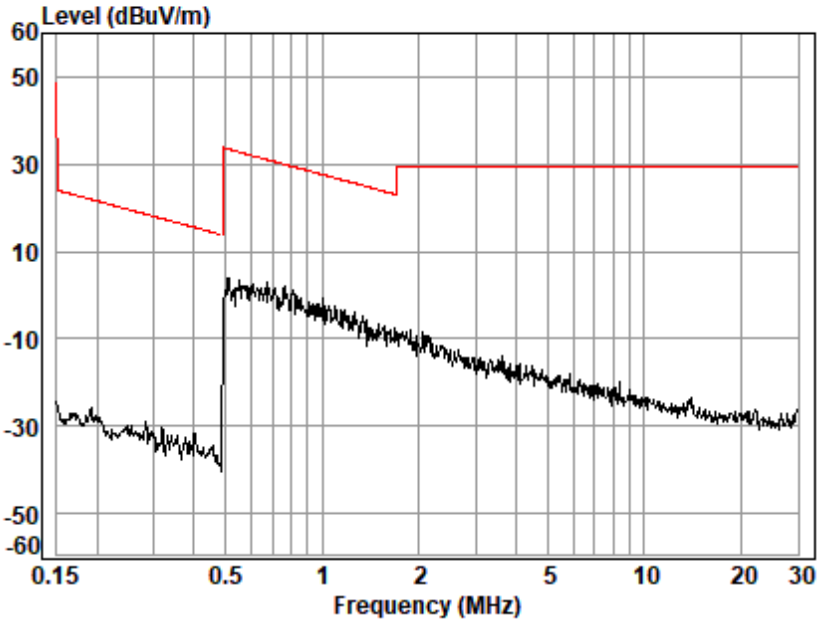


```
Site      : chamber
Condition: 3m
Job No.   : 00326AT
Test Mode: 00
          : coaxial
```

Unless otherwise agreed in writing, this document is issued by the Company subject to its General Conditions of Service printed overleaf, available on request or accessible at http://www.sgs.com/en/Terms-and-Conditions.aspx and, for electronic format documents, subject to Terms and Conditions for Electronic Documents at http://www.sgs.com/en/Terms-and-Conditions/Terms-e-Document.aspx. Attention is drawn to the limitation of liability, indemnification and jurisdiction issues defined therein. Any holder of this document is advised that information contained hereon reflects the Company's findings at the time of its intervention only and within the limits of Client's instructions, if any. The Company's sole responsibility is to its Client and this document does not exonerate parties to a transaction from exercising all their rights and obligations under the transaction documents. This document cannot be reproduced except in full, without prior written approval of the Company. Any unauthorized alteration, forgery or falsification of the content or appearance of this document is unlawful and offenders may be prosecuted to the fullest extent of the law. Unless otherwise stated the results shown in this test report refer only to the sample(s) tested and such sample(s) are retained for 30 days only.
Attention: To check the authenticity of testing /inspection report & certificate, please contact us at telephone: (86-755) 8307 1443, or email: CN.Doccheck@sgs.com
Fuyong lab. Xinlong TechnoPark, Fengtang Road, Fuyong Subdistrict, Bao'an, Shenzhen, China 518103 t (86–755) 88663988 f (86–755) 26710594 www.sgsgroup.com.cn
中国·深圳·宝安区福永街道凤塘大道鑫龙科技园福永实验室 邮编: 518103 t (86–755) 88663988 f (86–755) 26710594 sgs.china@sgs.com
Member of the SGS Group (SGS SA)

Test Mode: 00

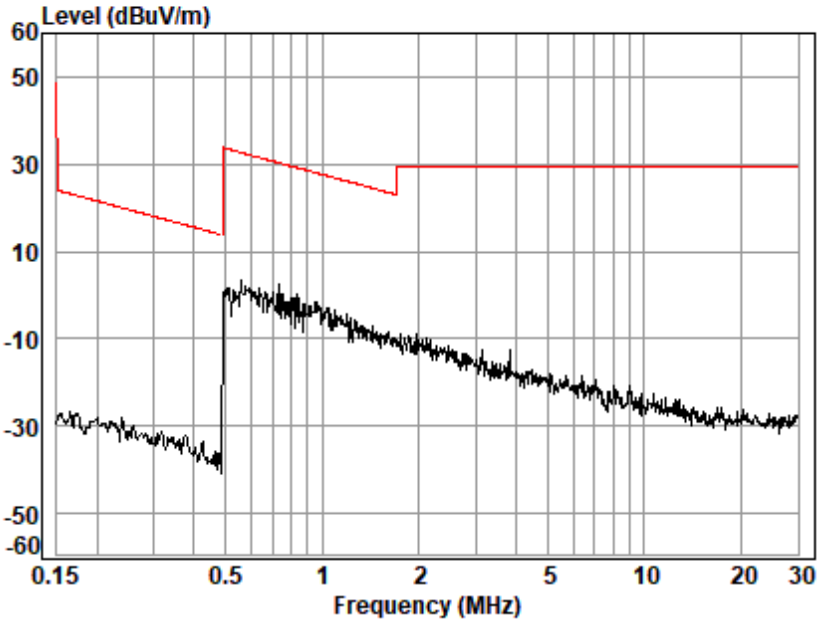


```
Site      : chamber
Condition: 3m
Job No.   : 00326AT
Test Mode: 00
          : coplanar
```

Unless otherwise agreed in writing, this document is issued by the Company subject to its General Conditions of Service printed overleaf, available on request or accessible at http://www.sgs.com/en/Terms-and-Conditions.aspx and, for electronic format documents, subject to Terms and Conditions for Electronic Documents at http://www.sgs.com/en/Terms-and-Conditions/Terms-e-Document.aspx. Attention is drawn to the limitation of liability, indemnification and jurisdiction issues defined therein. Any holder of this document is advised that information contained hereon reflects the Company's findings at the time of its intervention only and within the limits of Client's instructions, if any. The Company's sole responsibility is to its Client and this document does not exonerate parties to a transaction from exercising all their rights and obligations under the transaction documents. This document cannot be reproduced except in full, without prior written approval of the Company. Any unauthorized alteration, forgery or falsification of the content or appearance of this document is unlawful and offenders may be prosecuted to the fullest extent of the law. Unless otherwise stated the results shown in this test report refer only to the sample(s) tested and such sample(s) are retained for 30 days only.
Attention: To check the authenticity of testing /inspection report & certificate, please contact us at telephone: (86-755) 8307 1443, or email: CN.Doccheck@sgs.com
Fuyong lab. Xinlong TechnoPark, Fengtang Road, Fuyong Subdistrict, Bao'an, Shenzhen, China 518103 t (86–755) 88663988 f (86–755) 26710594 www.sgsgroup.com.cn
中国・深圳・宝安区福永街道凤塘大道鑫龙科技园福永实验室 邮编: 518103 t (86–755) 88663988 f (86–755) 26710594 sgs.china@sgs.com
Member of the SGS Group (SGS SA)

Test Mode: 00

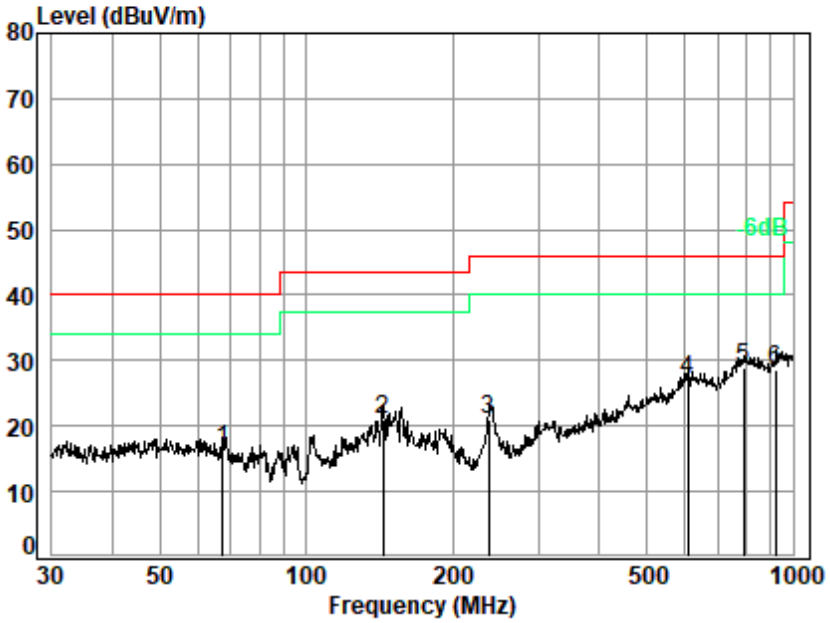

Site : chamber
Condition: 3m HORIZONTAL
Job No : 00326AT/00327AT
Mode : 00

	Freq	Ant Factor	Cable Loss	Preamp Factor	Read Level	Level	Limit Line	Over Limit	Remark
	MHz	dB/m	dB	dB	dBuV	dBuV/m	dBuV/m	dB	
1	67.202	16.26	0.73	26.10	25.47	16.36	40.00	-23.64	QP
2	143.830	17.13	1.35	25.67	28.24	21.05	43.50	-22.45	QP
3	237.476	15.38	0.52	25.35	30.59	21.14	46.00	-24.86	QP
4	607.787	24.21	3.40	26.56	25.96	27.01	46.00	-18.99	QP
5	793.396	26.83	3.31	26.50	25.11	28.75	46.00	-17.25	QP
6	922.516	27.91	2.34	26.37	24.63	28.51	46.00	-17.49	QP

Unless otherwise agreed in writing, this document is issued by the Company subject to its General Conditions of Service printed overleaf, available on request or accessible at http://www.sgs.com/en/Terms-and-Conditions.aspx and, for electronic format documents, subject to Terms and Conditions for Electronic Documents at http://www.sgs.com/en/Terms-and-Conditions/Terms-e-Document.aspx. Attention is drawn to the limitation of liability, indemnification and jurisdiction issues defined therein. Any holder of this document is advised that information contained hereon reflects the Company's findings at the time of its intervention only and within the limits of Client's instructions, if any. The Company's sole responsibility is to its Client and this document does not exonerate parties to a transaction from exercising all their rights and obligations under the transaction documents. This document cannot be reproduced except in full, without prior written approval of the Company. Any unauthorized alteration, forgery or falsification of the content or appearance of this document is unlawful and offenders may be prosecuted to the fullest extent of the law. Unless otherwise stated the results shown in this test report refer only to the sample(s) tested and such sample(s) are retained for 30 days only.
Attention: To check the authenticity of testing /inspection report & certificate, please contact us at telephone: (86-755) 8307 1443, or email: CN.Doccheck@sgs.com
Fuyong lab. Xinlong TechnoPark, Fengtang Road, Fuyong Subdistrict, Bao'an, Shenzhen, China 518103 t (86–755) 88663988 f (86–755) 26710594 www.sgsgroup.com.cn
中国·深圳·宝安区福永街道凤塘大道鑫龙科技园福永实验室 邮编: 518103 t (86–755) 88663988 f (86–755) 26710594 sgs.china@sgs.com
Member of the SGS Group (SGS SA)

Test Mode: 00

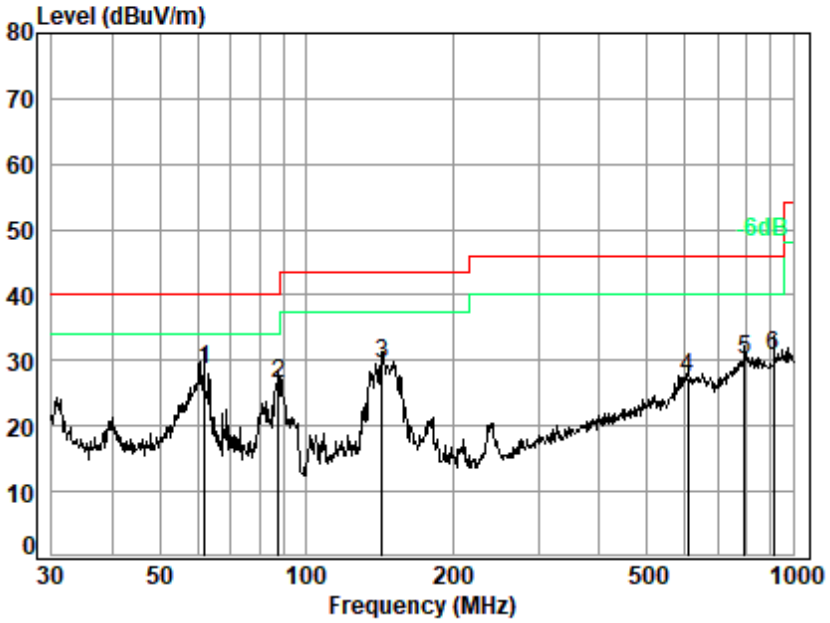

Site : chamber
Condition: 3m VERTICAL
Job No : 00326AT/00327AT
Mode : 00

	Freq	Ant Factor	Cable Loss	Preamp Factor	Read Level	Level	Limit Line	Over Limit	Remark
	MHz	dB/m	dB	dB	dBuV	dBuV/m	dBuV/m	dB	
1	61.778	17.08	0.82	26.10	36.84	28.64	40.00	-11.36	QP
2	87.725	11.94	0.66	26.02	39.75	26.33	40.00	-13.67	QP
3	143.326	17.09	1.35	25.67	36.62	29.39	43.50	-14.11	QP
4	607.787	24.21	3.40	26.56	26.23	27.28	46.00	-18.72	QP
5	796.183	26.87	3.38	26.50	26.46	30.21	46.00	-15.79	QP
6	912.862	27.52	2.14	26.38	27.48	30.76	46.00	-15.24	QP

Unless otherwise agreed in writing, this document is issued by the Company subject to its General Conditions of Service printed overleaf, available on request or accessible at http://www.sgs.com/en/Terms-and-Conditions.aspx and, for electronic format documents, subject to Terms and Conditions for Electronic Documents at http://www.sgs.com/en/Terms-and-Conditions/Terms-e-Document.aspx. Attention is drawn to the limitation of liability, indemnification and jurisdiction issues defined therein. Any holder of this document is advised that information contained hereon reflects the Company's findings at the time of its intervention only and within the limits of Client's instructions, if any. The Company's sole responsibility is to its Client and this document does not exonerate parties to a transaction from exercising all their rights and obligations under the transaction documents. This document cannot be reproduced except in full, without prior written approval of the Company. Any unauthorized alteration, forgery or falsification of the content or appearance of this document is unlawful and offenders may be prosecuted to the fullest extent of the law. Unless otherwise stated the results shown in this test report refer only to the sample(s) tested and such sample(s) are retained for 30 days only.
Attention: To check the authenticity of testing /inspection report & certificate, please contact us at telephone: (86-755) 8307 1443, or email: CN.Doccheck@sgs.com
Fuyong lab. Xinlong TechnoPark, Fengtang Road, Fuyong Subdistrict, Bao'an, Shenzhen, China 518103 t (86–755) 88663988 f (86–755) 26710594 www.sgsgroup.com.cn
中国·深圳·宝安区福永街道凤塘大道鑫龙科技园福永实验室 邮编: 518103 t (86–755) 88663988 f (86–755) 26710594 sgs.china@sgs.com
Member of the SGS Group (SGS SA)

7.4 Radiated Spurious Emissions Above 1GHz

Test Requirement 47 CFR Part 15, Subpart C 15.205 & 15.209
Test Method: ANSI C63.10-2020+Cor.1-2023 Section 6.6 & 11.12
Measurement Distance: 3m
Test Engineer: Rex Liu

Limit:

Frequency(MHz)	Field strength(microvolts/meter)	Measurement distance(meters)
Above 1000	500	3

Note:

At Above 18GHz, measurements may be performed at a distance shorter than that specified in the regulations

Level= Read Level+ Cable Loss+ Antenna Factor- Preamp Factor+ Aux Factor (if applicable)

The aux factor needs to be added when measurements are performed at a distance other than the limit distance provided.

EX. Above 18GHz, Aux Factor = 20 dB/decade of distance, the aux factor is 20log(1/3) = -9.54dB (for 1m test distance).

7.4.1 E.U.T. Operation

Operating Environment:

Temperature: 22.5 °C Humidity: 51.4 % RH Atmospheric Pressure: 1000 mbar

7.4.2 Test Mode Description

Pre-scan / Final test	Mode Code	Description
Final test	00	TX mode_Keep the EUT in continuously transmitting mode with all modulation types. Only the data of worst case is recorded in the report.

Unless otherwise agreed in writing, this document is issued by the Company subject to its General Conditions of Service printed overleaf, available on request or accessible at http://www.sgs.com/en/Terms-and-Conditions.aspx and, for electronic format documents, subject to Terms and Conditions for Electronic Documents at http://www.sgs.com/en/Terms-and-Conditions/Terms-e-Document.aspx. Attention is drawn to the limitation of liability, indemnification and jurisdiction issues defined therein. Any holder of this document is advised that information contained hereon reflects the Company's findings at the time of its intervention only and within the limits of Client's instructions, if any. The Company's sole responsibility is to its Client and this document does not exonerate parties to a transaction from exercising all their rights and obligations under the transaction documents. This document cannot be reproduced except in full, without prior written approval of the Company. Any unauthorized alteration, forgery or falsification of the content or appearance of this document is unlawful and offenders may be prosecuted to the fullest extent of the law. Unless otherwise stated the results shown in this test report refer only to the sample(s) tested and such sample(s) are retained for 30 days only.
Attention: To check the authenticity of testing /inspection report & certificate, please contact us at telephone: (86-755) 8307 1443, or email: CN.Doccheck@sgs.com
Fuyong lab. Xinlong TechnoPark, Fengtang Road, Fuyong Subdistrict, Bao'an, Shenzhen, China 518103 t (86–755) 88663988 f (86–755) 26710594 www.sgsgroup.com.cn
中国・深圳・宝安区福永街道凤塘大道鑫龙科技园福永实验室 邮编: 518103 t (86–755) 88663988 f (86–755) 26710594 sgs.china@sgs.com
Member of the SGS Group (SGS SA)

7.4.3 Test Setup Diagram

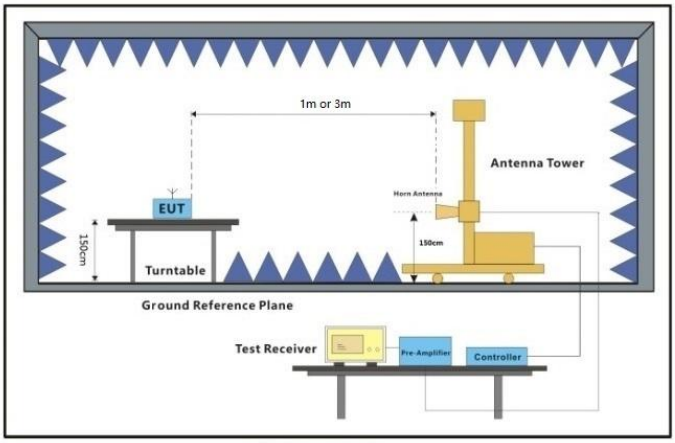

Above 1GHz

7.4.4 Measurement Procedure and Data

a. For above 1GHz, the EUT was placed on the top of a rotating table 1.5m above the ground at a 3m fully-anechoic chamber. The table was rotated 360 degrees to determine the position of the highest radiation. The EUT was set 3m away from the interference-receiving antenna from 1GHz to 18GHz, and 1m away from the interference-receiving antenna above 18GHz.

b. The interference-receiving antenna was mounted on the variable-height antenna tower, with its boresight facing the EUT throughout the test.

c. The antenna height is varied from 1m to 4m above the ground to determine the maximum value of the field strength. Both horizontal and vertical polarizations of the antenna are set to make the measurement.

d. For each suspected emission, the EUT was arranged to its worst case and then the antenna was tuned to heights from 1m to 4m and the rotatable table was turned from 0 degrees to 360 degrees to find the maximum reading.

e. The test-receiver system was set to Peak Detect Function and Specified Bandwidth with Maximum Hold Mode.

f. Test the EUT in the lowest channel, the middle channel, the Highest channel.

g. The radiation measurements are performed in X, Y, Z axis positioning for Transmitting mode, and found the X axis positioning which it is the worst case.

h. Repeat above procedures until all frequencies measured was complete.

Remark:

1. Scan from 1GHz to 10th harmonic of the highest frequency or 40 GHz, whichever is lower.

2. As shown in this section, for frequencies above 1GHz, the field strength limits are based on average limits. However, the peak field strength of any emission shall not exceed the maximum permitted average limits specified above by more than 20 dB under any condition of modulation. For the emissions whose peak level is lower than the average limit, only the peak measurement is shown in the report.

3. For the frequency above 18GHz, testing had been executed under all test modes, only the worst-case test curve is displayed in the report.

4. For devices with multiple operating modes, measurements on the middle channel is used to determine the worst-case mode(s).

Unless otherwise agreed in writing, this document is issued by the Company subject to its General Conditions of Service printed overleaf, available on request or accessible at http://www.sgs.com/en/Terms-and-Conditions.aspx and, for electronic format documents, subject to Terms and Conditions for Electronic Documents at http://www.sgs.com/en/Terms-and-Conditions/Terms-e-Document.aspx. Attention is drawn to the limitation of liability, indemnification and jurisdiction issues defined therein. Any holder of this document is advised that information contained hereon reflects the Company's findings at the time of its intervention only and within the limits of Client's instructions, if any. The Company's sole responsibility is to its Client and this document does not exonerate parties to a transaction from exercising all their rights and obligations under the transaction documents. This document cannot be reproduced except in full, without prior written approval of the Company. Any unauthorized alteration, forgery or falsification of the content or appearance of this document is unlawful and offenders may be prosecuted to the fullest extent of the law. Unless otherwise stated the results shown in this test report refer only to the sample(s) tested and such sample(s) are retained for 30 days only.
Attention: To check the authenticity of testing /inspection report & certificate, please contact us at telephone: (86-755) 8307 1443, or email: CN.Doccheck@sgs.com
Fuyong lab. Xinlong TechnoPark, Fengtang Road, Fuyong Subdistrict, Bao'an, Shenzhen, China 518103 t (86–755) 88663988 f (86–755) 26710594 www.sgsgroup.com.cn
中国·深圳·宝安区福永街道凤塘大道鑫龙科技园福永实验室 邮编: 518103 t (86–755) 88663988 f (86–755) 26710594 sgs.china@sgs.com
Member of the SGS Group (SGS SA)

11b_TX_CH_01_Horizontal-Peak

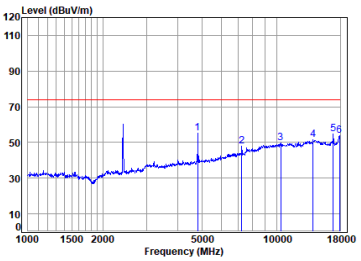

Condition: 3m HORIZONTAL
Job No : 00326AT/00327AT
Mode : 2412 TX RSE
: 2.4G Wi-Fi 11B

	Freq	Cable Loss	Ant Factor	Preamp Factor	Read Level	Level	Limit Line	Over Limit	Remark	Aux Factor
	MHz	dB	dB/m	dB	dBuV	dBuV/m	dBuV/m	dB		dB
1 pp	4818.016	8.26	31.89	53.15	68.43	55.43	74.00	-18.57	Peak	0.00
2	7242.052	8.88	36.42	53.45	56.28	48.13	74.00	-25.87	Peak	0.00
3	10393.710	11.59	38.31	53.90	53.74	49.74	74.00	-24.26	Peak	0.00
4	13997.930	10.61	40.98	53.90	53.65	51.34	74.00	-22.66	Peak	0.00
5	16891.040	14.58	38.62	51.83	53.43	54.80	74.00	-19.20	Peak	0.00
6	17896.250	14.48	41.55	51.52	49.47	53.98	74.00	-20.02	Peak	0.00

11b_TX_CH_01_Horizontal-Avg

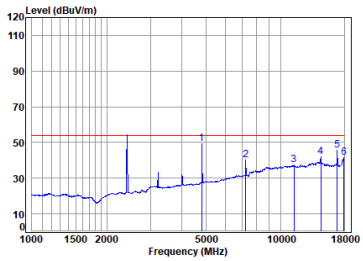

Condition: 3m HORIZONTAL
Job No : 00326AT/00327AT
Mode : 2412 TX RSE
: 2.4G Wi-Fi 11B

	Freq	Cable Loss	Ant Factor	Preamp Factor	Read Level	Level	Limit Line	Over Limit	Remark	Aux Factor
	MHz	dB	dB/m	dB	dBuV	dBuV/m	dBuV/m	dB		dB
1 pp	4818.016	8.26	31.89	53.15	62.41	49.41	54.00	-4.59	Average	0.00
2	7242.052	8.88	36.42	53.45	48.22	40.07	54.00	-13.93	Average	0.00
3	11302.480	11.83	39.01	53.76	40.12	37.20	54.00	-16.80	Average	0.00
4	14491.960	11.11	39.65	53.65	44.66	41.77	54.00	-12.23	Average	0.00
5	16891.040	14.58	38.62	51.83	44.12	45.49	54.00	-8.51	Average	0.00
6	17948.050	14.48	42.37	51.51	36.13	41.47	54.00	-12.53	Average	0.00

11b_TX_CH_01_Vertical-Peak

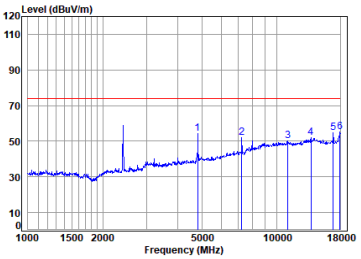

Condition: 3m VERTICAL
Job No : 00326AT/00327AT
Mode : 2412 TX RSE
: 2.4G Wi-Fi 11B

	Freq	Cable Loss	Ant Factor	Preamp Factor	Read Level	Level	Limit Line	Over Limit	Remark	Aux Factor
	MHz	dB	dB/m	dB	dBuV	dBuV/m	dBuV/m	dB		dB
1	4818.016	8.26	31.89	53.15	67.18	54.18	74.00	-19.82	Peak	0.00
2	7242.052	8.88	36.42	53.45	60.29	52.14	74.00	-21.86	Peak	0.00
3	11108.160	11.39	39.20	53.66	53.20	50.13	74.00	-23.87	Peak	0.00
4	13717.560	11.32	40.68	53.96	53.82	51.86	74.00	-22.14	Peak	0.00
5	16891.040	14.58	38.62	51.83	53.51	54.88	74.00	-19.12	Peak	0.00
6	pp17948.050	14.48	42.37	51.51	49.67	55.01	74.00	-18.99	Peak	0.00

11b_TX_CH_01_Vertical-Avg

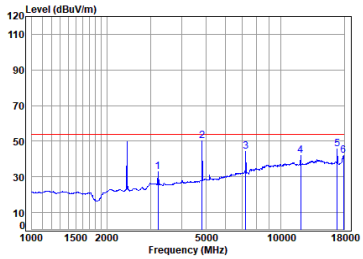

Condition: 3m VERTICAL
Job No : 00326AT/00327AT
Mode : 2412 TX RSE
: 2.4G Wi-Fi 11B

	Freq	Cable Loss	Ant Factor	Preamp Factor	Read Level	Level	Limit Line	Over Limit	Remark	Aux Factor
	MHz	dB	dB/m	dB	dBuV	dBuV/m	dBuV/m	dB		dB
1	3214.623	7.44	29.29	52.90	48.83	32.66	54.00	-21.34	Average	0.00
2 pp	4831.962	8.27	31.81	53.15	63.31	50.24	54.00	-3.76	Average	0.00
3	7242.052	8.88	36.42	53.45	52.64	44.49	54.00	-9.51	Average	0.00
4	12044.520	11.76	38.44	54.10	45.79	41.89	54.00	-12.11	Average	0.00
5	16891.040	14.58	38.62	51.83	44.22	45.59	54.00	-8.41	Average	0.00
6	17896.250	14.48	41.55	51.52	37.64	42.15	54.00	-11.85	Average	0.00

Unless otherwise agreed in writing, this document is issued by the Company subject to its General Conditions of Service printed overleaf, available on request or accessible at http://www.sgs.com/en/Terms-and-Conditions.aspx and, for electronic format documents, subject to Terms and Conditions for Electronic Documents at http://www.sgs.com/en/Terms-and-Conditions/Terms-e-Document.aspx. Attention is drawn to the limitation of liability, indemnification and jurisdiction issues defined therein. Any holder of this document is advised that information contained hereon reflects the Company's findings at the time of its intervention only and within the limits of Client's instructions, if any. The Company's sole responsibility is to its Client and this document does not exonerate parties to a transaction from exercising all their rights and obligations under the transaction documents. This document cannot be reproduced except in full, without prior written approval of the Company. Any unauthorized alteration, forgery or falsification of the content or appearance of this document is unlawful and offenders may be prosecuted to the fullest extent of the law. Unless otherwise stated the results shown in this test report refer only to the sample(s) tested and such sample(s) are retained for 30 days only.

Attention: To check the authenticity of testing /inspection report & certificate, please contact us at telephone: (86-755) 8307 1443, or email: CN.Doccheck@sgs.com

Compliance Certification Services (Kunshan) Inc. Shenzhen Branch 检验检测专用章 Inspection & Testing Services

Fuyong lab. Xinlong TechnoPark, Fengtang Road, Fuyong Subdistrict, Bao'an, Shenzhen, China 518103 t (86–755) 88663988 f (86–755) 26710594 www.sgsgroup.com.cn

中国·深圳·宝安区福永街道凤塘大道鑫龙科技园福永实验室 邮编: 518103 t (86–755) 88663988 f (86–755) 26710594 sgs.china@sgs.com

Member of the SGS Group (SGS SA)

11b_TX_CH_06_Horizontal-Peak

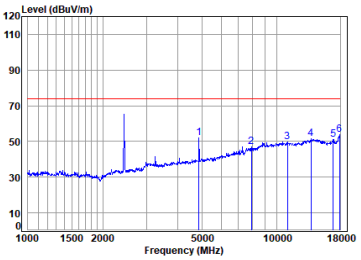

Condition: 3m HORIZONTAL
Job No : 00326AT/00327AT
Mode : 2437 TX RSE
: 2.4G Wi-Fi 11B

	Freq	Cable Loss	Ant Factor	Preamp Factor	Read Level	Level	Limit Line	Over Limit	Remark	Aux Factor
	MHz	dB	dB/m	dB	dBuV	dBuV/m	dBuV/m	dB		dB
1	4874.043	8.29	31.99	53.17	64.73	51.84	74.00	-22.16	Peak	0.00
2	7920.911	9.37	36.77	54.13	54.95	46.96	74.00	-27.04	Peak	0.00
3	11044.130	11.25	38.98	53.62	53.08	49.69	74.00	-24.31	Peak	0.00
4	13717.560	11.32	40.68	53.96	53.56	51.60	74.00	-22.40	Peak	0.00
5	16891.040	14.58	38.62	51.83	49.92	51.29	74.00	-22.71	Peak	0.00
6	pp17896.250	14.48	41.55	51.52	49.51	54.02	74.00	-19.98	Peak	0.00

11b_TX_CH_06_Horizontal-Avg

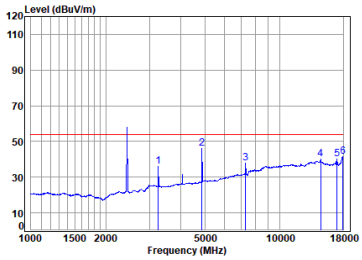

Condition: 3m HORIZONTAL
Job No : 00326AT/00327AT
Mode : 2437 TX RSE
: 2.4G Wi-Fi 11B

	Freq	Cable Loss	Ant Factor	Preamp Factor	Read Level	Level	Limit Line	Over Limit	Remark	Aux Factor
	MHz	dB	dB/m	dB	dBuV	dBuV/m	dBuV/m	dB		dB
1	3252.005	7.46	29.48	52.90	51.98	36.02	54.00	-17.98	Average	0.00
2	pp 4874.043	8.29	31.99	53.17	59.03	46.14	54.00	-7.86	Average	0.00
3	7305.122	8.96	36.11	53.52	46.33	37.88	54.00	-16.12	Average	0.00
4	14618.170	11.41	40.40	53.59	42.16	40.38	54.00	-13.62	Average	0.00
5	17038.150	14.38	39.25	51.69	38.41	40.35	54.00	-13.65	Average	0.00
6	17948.050	14.48	42.37	51.51	36.12	41.46	54.00	-12.54	Average	0.00

11b_TX_CH_06_Vertical-Peak

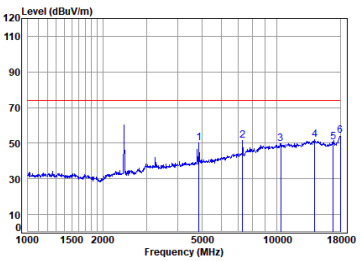

Condition: 3m VERTICAL
Job No : 00326AT/00327AT
Mode : 2437 TX RSE
: 2.4G Wi-Fi 11B

	Freq	Cable Loss	Ant Factor	Preamp Factor	Read Level	Level	Limit Line	Over Limit	Remark	Aux Factor
	MHz	dB	dB/m	dB	dBuV	dBuV/m	dBuV/m	dB		dB
1	4874.043	8.29	31.99	53.17	63.03	50.14	74.00	-23.86	Peak	0.00
2	7305.122	8.96	36.11	53.52	59.90	51.45	74.00	-22.55	Peak	0.00
3	10393.710	11.59	38.31	53.90	53.67	49.67	74.00	-24.33	Peak	0.00
4	14201.690	10.81	40.89	53.80	53.90	51.80	74.00	-22.20	Peak	0.00
5	16891.040	14.58	38.62	51.83	49.36	50.73	74.00	-23.27	Peak	0.00
6	pp18000.000	14.49	43.20	51.50	48.11	54.30	74.00	-19.70	Peak	0.00

11b_TX_CH_06_Vertical-Avg

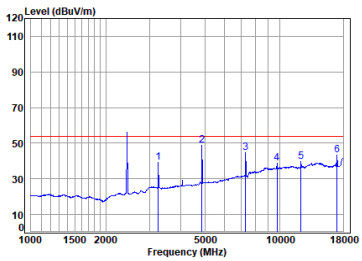

Condition: 3m VERTICAL
Job No : 00326AT/00327AT
Mode : 2437 TX RSE
: 2.4G Wi-Fi 11B

	Freq	Cable Loss	Ant Factor	Preamp Factor	Read Level	Level	Limit Line	Over Limit	Remark	Aux Factor
	MHz	dB	dB/m	dB	dBuV	dBuV/m	dBuV/m	dB		dB
1	3252.005	7.46	29.48	52.90	55.09	39.13	54.00	-14.87	Average	0.00
2	pp 4874.043	8.29	31.99	53.17	61.90	49.01	54.00	-4.99	Average	0.00
3	7305.122	8.96	36.11	53.52	53.20	44.75	54.00	-9.25	Average	0.00
4	9753.371	11.90	38.31	54.05	42.52	38.68	54.00	-15.32	Average	0.00
5	12184.580	12.27	38.67	54.10	42.67	39.51	54.00	-14.49	Average	0.00
6	17038.150	14.38	39.25	51.69	41.33	43.27	54.00	-10.73	Average	0.00

Unless otherwise agreed in writing, this document is issued by the Company subject to its General Conditions of Service printed overleaf, available on request or accessible at http://www.sgs.com/en/Terms-and-Conditions.aspx and, for electronic format documents, subject to Terms and Conditions for Electronic Documents at http://www.sgs.com/en/Terms-and-Conditions/Terms-e-Document.aspx. Attention is drawn to the limitation of liability, indemnification and jurisdiction issues defined therein. Any holder of this document is advised that information contained hereon reflects the Company's findings at the time of its intervention only and within the limits of Client's instructions, if any. The Company's sole responsibility is to its Client and this document does not exonerate parties to a transaction from exercising all their rights and obligations under the transaction documents. This document cannot be reproduced except in full, without prior written approval of the Company. Any unauthorized alteration, forgery or falsification of the content or appearance of this document is unlawful and offenders may be prosecuted to the fullest extent of the law. Unless otherwise stated the results shown in this test report refer only to the sample(s) tested and such sample(s) are retained for 30 days only.
Attention: To check the authenticity of testing /inspection report & certificate, please contact us at telephone: (86-755) 8307 1443, or email: CN.Doccheck@sgs.com

Compliance Certification Services (Kunshan) Inc. Shenzhen Branch
Inspection & Testing Services
检验检测专用章

Fuyong lab. Xinlong TechnoPark, Fengtang Road, Fuyong Subdistrict, Bao'an, Shenzhen, China 518103 t (86–755) 88663988 f (86–755) 26710594 www.sgsgroup.com.cn
中国·深圳·宝安区福永街道凤塘大道鑫龙科技园福永实验室 邮编: 518103 t (86–755) 88663988 f (86–755) 26710594 sgs.china@sgs.com

Member of the SGS Group (SGS SA)

11b_TX_CH_11_Horizontal-Peak

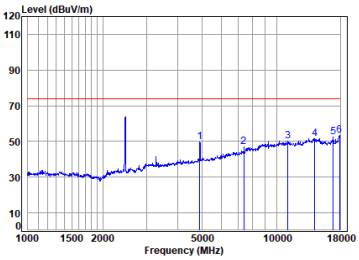

Condition: 3m HORIZONTAL
Job No : 00326AT/00327AT
Mode : 2462 TX RSE
: 2.4G Wi-Fi 11B

	Freq	Cable Loss	Ant Factor	Preamp Factor	Read Level	Level	Limit Line	Over Limit	Remark	Aux Factor
	MHz	dB	dB/m	dB	dBuV	dBuV/m	dBuV/m	dB		dB
1	4916.490	8.30	32.23	53.18	62.44	49.79	74.00	-24.21	Peak	0.00
2	7390.070	9.08	36.76	53.61	54.95	47.18	74.00	-26.82	Peak	0.00
3	11108.160	11.39	39.20	53.66	53.37	50.30	74.00	-23.70	Peak	0.00
4	14242.800	10.85	40.73	53.78	53.96	51.76	74.00	-22.24	Peak	0.00
5	16891.040	14.58	38.62	51.83	50.91	52.28	74.00	-21.72	Peak	0.00
6	pp17896.250	14.48	41.55	51.52	48.91	53.42	74.00	-20.58	Peak	0.00

11b_TX_CH_11_Horizontal-Avg

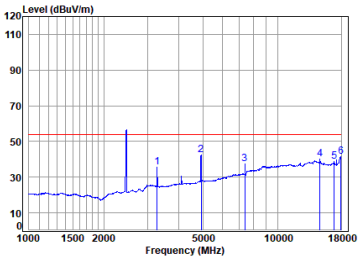

Condition: 3m HORIZONTAL
Job No : 00326AT/00327AT
Mode : 2462 TX RSE
: 2.4G Wi-Fi 11B

	Freq	Cable Loss	Ant Factor	Preamp Factor	Read Level	Level	Limit Line	Over Limit	Remark	Aux Factor
	MHz	dB	dB/m	dB	dBuV	dBuV/m	dBuV/m	dB		dB
1	3280.326	7.47	29.26	52.90	51.78	35.61	54.00	-18.39	Average	0.00
2	pp 4930.721	8.31	32.18	53.18	55.23	42.54	54.00	-11.46	Average	0.00
3	7390.070	9.08	36.76	53.61	45.15	37.38	54.00	-16.62	Average	0.00
4	14788.150	11.82	40.05	53.50	41.81	40.18	54.00	-13.82	Average	0.00
5	16891.040	14.58	38.62	51.83	37.63	39.00	54.00	-15.00	Average	0.00
6	17948.050	14.48	42.37	51.51	36.12	41.46	54.00	-12.54	Average	0.00

11b_TX_CH_11_Vertical-Peak

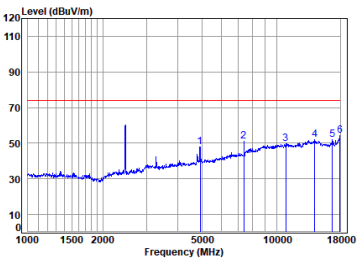

Condition: 3m VERTICAL
Job No : 00326AT/00327AT
Mode : 2462 TX RSE
: 2.4G Wi-Fi 11B

	Freq	Cable Loss	Ant Factor	Preamp Factor	Read Level	Level	Limit Line	Over Limit	Remark	Aux Factor
	MHz	dB	dB/m	dB	dBuV	dBuV/m	dBuV/m	dB		dB
1	4930.721	8.31	32.18	53.18	60.70	48.01	74.00	-25.99	Peak	0.00
2	7390.070	9.08	36.76	53.61	58.68	50.91	74.00	-23.09	Peak	0.00
3	10885.670	11.24	38.13	53.65	54.11	49.83	74.00	-24.17	Peak	0.00
4	14242.800	10.85	40.73	53.78	54.18	51.98	74.00	-22.02	Peak	0.00
5	16745.210	14.86	39.07	52.00	49.96	51.89	74.00	-22.11	Peak	0.00
6	pp17948.050	14.48	42.37	51.51	48.88	54.22	74.00	-19.78	Peak	0.00

11b_TX_CH_11_Vertical-Avg

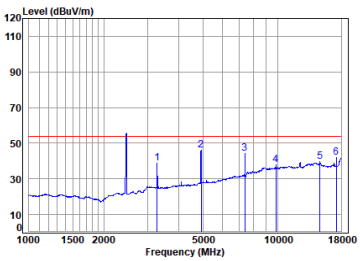

Condition: 3m VERTICAL
Job No : 00326AT/00327AT
Mode : 2462 TX RSE
: 2.4G Wi-Fi 11B

	Freq	Cable Loss	Ant Factor	Preamp Factor	Read Level	Level	Limit Line	Over Limit	Remark	Aux Factor
	MHz	dB	dB/m	dB	dBuV	dBuV/m	dBuV/m	dB		dB
1	3280.326	7.47	29.26	52.90	55.07	38.90	54.00	-15.10	Average	0.00
2	pp 4930.721	8.31	32.18	53.18	58.59	45.90	54.00	-8.10	Average	0.00
3	7390.070	9.08	36.76	53.61	52.24	44.47	54.00	-9.53	Average	0.00
4	9838.312	11.88	38.55	54.07	41.55	37.91	54.00	-16.09	Average	0.00
5	14788.150	11.82	40.05	53.50	41.49	39.86	54.00	-14.14	Average	0.00
6	17236.280	14.40	38.76	51.65	40.68	42.19	54.00	-11.81	Average	0.00

Unless otherwise agreed in writing, this document is issued by the Company subject to its General Conditions of Service printed overleaf, available on request or accessible at http://www.sgs.com/en/Terms-and-Conditions.aspx and, for electronic format documents, subject to Terms and Conditions for Electronic Documents at http://www.sgs.com/en/Terms-and-Conditions/Terms-e-Document.aspx. Attention is drawn to the limitation of liability, indemnification and jurisdiction issues defined therein. Any holder of this document is advised that information contained hereon reflects the Company's findings at the time of its intervention only and within the limits of Client's instructions, if any. The Company's sole responsibility is to its Client and this document does not exonerate parties to a transaction from exercising all their rights and obligations under the transaction documents. This document cannot be reproduced except in full, without prior written approval of the Company. Any unauthorized alteration, forgery or falsification of the content or appearance of this document is unlawful and offenders may be prosecuted to the fullest extent of the law. Unless otherwise stated the results shown in this test report refer only to the sample(s) tested and such sample(s) are retained for 30 days only.
Attention: To check the authenticity of testing /inspection report & certificate, please contact us at telephone: (86-755) 8307 1443, or email: CN.Doccheck@sgs.com
Fuyong lab. Xinlong TechnoPark, Fengtang Road, Fuyong Subdistrict, Bao'an, Shenzhen, China 518103 t (86–755) 88663988 f (86–755) 26710594 www.sgsgroup.com.cn
中国·深圳·宝安区福永街道凤塘大道鑫龙科技园福永实验室 邮编: 518103 t (86–755) 88663988 f (86–755) 26710594 sgs.china@sgs.com
Member of the SGS Group (SGS SA)

11n_20M_TX_CH_01_Horizontal-Peak

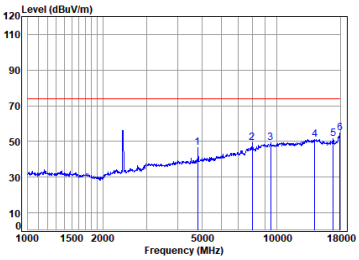

Condition: 3m HORIZONTAL
Job No : 00326AT/00327AT
Mode : 2412 TX RSE
: 2.4G Wi-Fi 11N20

	Freq	Cable Loss	Ant Factor	Preamp Factor	Read Level	Level	Limit Line	Over Limit	Remark	Aux Factor
	MHz	dB	dB/m	dB	dBuV	dBuV/m	dBuV/m	dB		dB
1	4818.016	8.26	31.89	53.15	59.35	46.35	74.00	-27.65	Peak	0.00
2	7989.893	9.40	36.92	54.19	57.10	49.23	74.00	-24.77	Peak	0.00
3	9448.149	11.87	38.60	53.99	52.86	49.34	74.00	-24.66	Peak	0.00
4	14201.690	10.81	40.89	53.80	53.22	51.12	74.00	-22.88	Peak	0.00
5	16891.040	14.58	38.62	51.83	50.32	51.69	74.00	-22.31	Peak	0.00
6	pp17948.050	14.48	42.37	51.51	49.24	54.58	74.00	-19.42	Peak	0.00

11n_20M_TX_CH_01_Horizontal-Avg

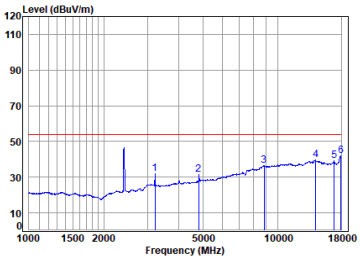

Condition: 3m HORIZONTAL
Job No : 00326AT/00327AT
Mode : 2412 TX RSE
: 2.4G Wi-Fi 11N20

	Freq	Cable Loss	Ant Factor	Preamp Factor	Read Level	Level	Limit Line	Over Limit	Remark	Aux Factor
	MHz	dB	dB/m	dB	dBuV	dBuV/m	dBuV/m	dB		dB
1	3214.623	7.44	29.29	52.90	48.17	32.00	54.00	-22.00	Average	0.00
2	4818.016	8.26	31.89	53.15	44.42	31.42	54.00	-22.58	Average	0.00
3	8814.957	10.49	38.04	53.95	41.80	36.38	54.00	-17.62	Average	0.00
4	14201.690	10.81	40.89	53.80	41.65	39.55	54.00	-14.45	Average	0.00
5	16891.040	14.58	38.62	51.83	37.93	39.30	54.00	-14.70	Average	0.00
6	pp17948.050	14.48	42.37	51.51	36.57	41.91	54.00	-12.09	Average	0.00

11n_20M_TX_CH_01_Vertical-Peak

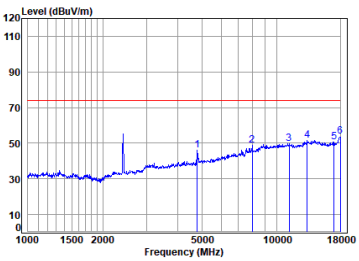

Condition: 3m VERTICAL
Job No : 00326AT/00327AT
Mode : 2412 TX RSE
: 2.4G Wi-Fi 11N20

	Freq	Cable Loss	Ant Factor	Preamp Factor	Read Level	Level	Limit Line	Over Limit	Remark	Aux Factor
	MHz	dB	dB/m	dB	dBuV	dBuV/m	dBuV/m	dB		dB
1	4790.245	8.25	32.00	53.14	59.03	46.14	74.00	-27.86	Peak	0.00
2	7966.832	9.39	36.97	54.17	56.42	48.61	74.00	-25.39	Peak	0.00
3	11237.330	11.68	39.13	53.72	52.52	49.61	74.00	-24.39	Peak	0.00
4	13249.930	12.49	39.65	54.05	53.56	51.65	74.00	-22.35	Peak	0.00
5	16988.970	14.40	39.04	51.71	49.14	50.87	74.00	-23.13	Peak	0.00
6	pp18000.000	14.49	43.20	51.50	47.47	53.66	74.00	-20.34	Peak	0.00

11n_20M_TX_CH_01_Vertical-Avg

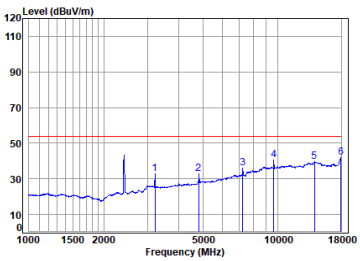

Condition: 3m VERTICAL
Job No : 00326AT/00327AT
Mode : 2412 TX RSE
: 2.4G Wi-Fi 11N20

	Freq	Cable Loss	Ant Factor	Preamp Factor	Read Level	Level	Limit Line	Over Limit	Remark	Aux Factor
	MHz	dB	dB/m	dB	dBuV	dBuV/m	dBuV/m	dB		dB
1	3214.623	7.44	29.29	52.90	48.99	32.82	54.00	-21.18	Average	0.00
2	4818.016	8.26	31.89	53.15	45.90	32.90	54.00	-21.10	Average	0.00
3	7242.052	8.88	36.42	53.45	44.05	35.90	54.00	-18.10	Average	0.00
4	9641.257	11.93	38.58	54.03	44.32	40.80	54.00	-13.20	Average	0.00
5	14079.080	10.68	40.37	53.86	42.31	39.50	54.00	-14.50	Average	0.00
6	pp17948.050	14.48	42.37	51.51	36.82	42.16	54.00	-11.84	Average	0.00

Unless otherwise agreed in writing, this document is issued by the Company subject to its General Conditions of Service printed overleaf, available on request or accessible at http://www.sgs.com/en/Terms-and-Conditions.aspx and, for electronic format documents, subject to Terms and Conditions for Electronic Documents at http://www.sgs.com/en/Terms-and-Conditions/Terms-e-Document.aspx. Attention is drawn to the limitation of liability, indemnification and jurisdiction issues defined therein. Any holder of this document is advised that information contained hereon reflects the Company's findings at the time of its intervention only and within the limits of Client's instructions, if any. The Company's sole responsibility is to its Client and this document does not exonerate parties to a transaction from exercising all their rights and obligations under the transaction documents. This document cannot be reproduced except in full, without prior written approval of the Company. Any unauthorized alteration, forgery or falsification of the content or appearance of this document is unlawful and offenders may be prosecuted to the fullest extent of the law. Unless otherwise stated the results shown in this test report refer only to the sample(s) tested and such sample(s) are retained for 30 days only.
Attention: To check the authenticity of testing /inspection report & certificate, please contact us at telephone: (86-755) 8307 1443, or email: CN.Doccheck@sgs.com
Fuyong lab. Xinlong TechnoPark, Fengtang Road, Fuyong Subdistrict, Bao'an, Shenzhen, China 518103 t (86–755) 88663988 f (86–755) 26710594 www.sgsgroup.com.cn
中国·深圳·宝安区福永街道凤塘大道鑫龙科技园福永实验室 邮编: 518103 t (86–755) 88663988 f (86–755) 26710594 sgs.china@sgs.com
Member of the SGS Group (SGS SA)

11n_20M_TX_CH_06_Horizontal-Peak

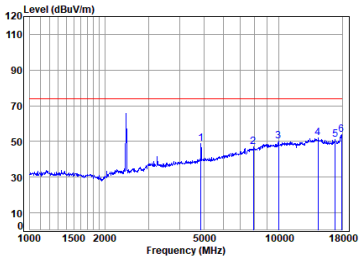

Condition: 3m HORIZONTAL
Job No : 00326AT/00327AT
Mode : 2437 TX RSE
: 2.4G Wi-Fi 11N20

	Freq	Cable Loss	Ant Factor	Preamp Factor	Read Level	Level	Limit Line	Over Limit	Remark	Aux Factor
	MHz	dB	dB/m	dB	dBuV	dBuV/m	dBuV/m	dB		dB
1	4874.043	8.29	31.99	53.17	61.66	48.77	74.00	-25.23	Peak	0.00
2	7920.911	9.37	36.77	54.13	55.21	47.22	74.00	-26.78	Peak	0.00
3	9981.525	11.84	38.42	54.10	53.86	50.02	74.00	-23.98	Peak	0.00
4	14408.430	11.03	40.15	53.69	54.32	51.81	74.00	-22.19	Peak	0.00
5	16891.040	14.58	38.62	51.83	49.62	50.99	74.00	-23.01	Peak	0.00
6	pp17896.250	14.48	41.55	51.52	49.44	53.95	74.00	-20.05	Peak	0.00

11n_20M_TX_CH_06_Horizontal-Avg

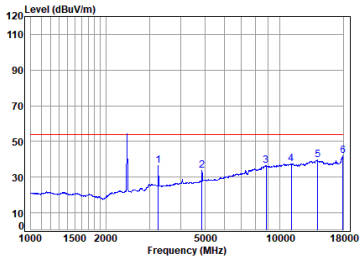

Condition: 3m HORIZONTAL
Job No : 00326AT/00327AT
Mode : 2437 TX RSE
: 2.4G Wi-Fi 11N20

	Freq	Cable Loss	Ant Factor	Preamp Factor	Read Level	Level	Limit Line	Over Limit	Remark	Aux Factor
	MHz	dB	dB/m	dB	dBuV	dBuV/m	dBuV/m	dB		dB
1	3252.005	7.46	29.48	52.90	52.29	36.33	54.00	-17.67	Average	0.00
2	4874.043	8.29	31.99	53.17	46.80	33.91	54.00	-20.09	Average	0.00
3	8814.957	10.49	38.04	53.95	41.81	36.39	54.00	-17.61	Average	0.00
4	11140.310	11.47	39.20	53.67	40.49	37.49	54.00	-16.51	Average	0.00
5	14242.800	10.85	40.73	53.78	41.68	39.48	54.00	-14.52	Average	0.00
6	pp17948.050	14.48	42.37	51.51	36.45	41.79	54.00	-12.21	Average	0.00

11n_20M_TX_CH_06_Vertical-Peak

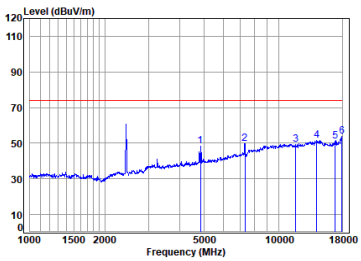

Condition: 3m VERTICAL
Job No : 00326AT/00327AT
Mode : 2437 TX RSE
: 2.4G Wi-Fi 11N20

	Freq	Cable Loss	Ant Factor	Preamp Factor	Read Level	Level	Limit Line	Over Limit	Remark	Aux Factor
	MHz	dB	dB/m	dB	dBuV	dBuV/m	dBuV/m	dB		dB
1	4859.975	8.28	31.82	53.16	61.29	48.23	74.00	-25.77	Peak	0.00
2	7326.267	8.99	36.15	53.54	58.30	49.90	74.00	-24.10	Peak	0.00
3	11735.250	11.94	38.62	53.97	52.90	49.49	74.00	-24.51	Peak	0.00
4	14242.800	10.85	40.73	53.78	53.85	51.65	74.00	-22.35	Peak	0.00
5	16891.040	14.58	38.62	51.83	49.69	51.06	74.00	-22.94	Peak	0.00
6	pp17948.050	14.48	42.37	51.51	48.30	53.64	74.00	-20.36	Peak	0.00

11n_20M_TX_CH_06_Vertical-Avg

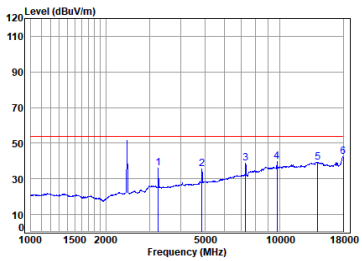

Condition: 3m VERTICAL
Job No : 00326AT/00327AT
Mode : 2437 TX RSE
: 2.4G Wi-Fi 11N20

	Freq	Cable Loss	Ant Factor	Preamp Factor	Read Level	Level	Limit Line	Over Limit	Remark	Aux Factor
	MHz	dB	dB/m	dB	dBuV	dBuV/m	dBuV/m	dB		dB
1	3252.005	7.46	29.48	52.90	51.87	35.91	54.00	-18.09	Average	0.00
2	4874.043	8.29	31.99	53.17	48.61	35.72	54.00	-18.28	Average	0.00
3	7305.122	8.96	36.11	53.52	47.02	38.57	54.00	-15.43	Average	0.00
4	9753.371	11.90	38.31	54.05	43.62	39.78	54.00	-14.22	Average	0.00
5	14201.690	10.81	40.89	53.80	41.42	39.32	54.00	-14.68	Average	0.00
6	pp18000.000	14.49	43.20	51.50	36.37	42.56	54.00	-11.44	Average	0.00

Unless otherwise agreed in writing, this document is issued by the Company subject to its General Conditions of Service printed overleaf, available on request or accessible at http://www.sgs.com/en/Terms-and-Conditions.aspx and, for electronic format documents, subject to Terms and Conditions for Electronic Documents at http://www.sgs.com/en/Terms-and-Conditions/Terms-e-Document.aspx. Attention is drawn to the limitation of liability, indemnification and jurisdiction issues defined therein. Any holder of this document is advised that information contained hereon reflects the Company's findings at the time of its intervention only and within the limits of Client's instructions, if any. The Company's sole responsibility is to its Client and this document does not exonerate parties to a transaction from exercising all their rights and obligations under the transaction documents. This document cannot be reproduced except in full, without prior written approval of the Company. Any unauthorized alteration, forgery or falsification of the content or appearance of this document is unlawful and offenders may be prosecuted to the fullest extent of the law. Unless otherwise stated the results shown in this test report refer only to the sample(s) tested and such sample(s) are retained for 30 days only.
Attention: To check the authenticity of testing /inspection report & certificate, please contact us at telephone: (86-755) 8307 1443, or email: CN.Doccheck@sgs.com

Compliance Certification Services (Kunshan) Inc. Shenzhen Branch
Inspection & Testing Services
检验检测专用章

Fuyong lab. Xinlong TechnoPark, Fengtang Road, Fuyong Subdistrict, Bao'an, Shenzhen, China 518103 t (86–755) 88663988 f (86–755) 26710594 www.sgsgroup.com.cn
中国·深圳·宝安区福永街道凤塘大道鑫龙科技园福永实验室 邮编: 518103 t (86–755) 88663988 f (86–755) 26710594 sgs.china@sgs.com

Member of the SGS Group (SGS SA)

11n_20M_TX_CH_11_Horizontal-Peak

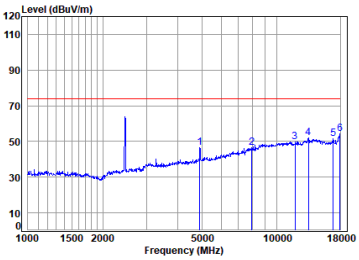

Condition: 3m HORIZONTAL
Job No : 00326AT/00327AT
Mode : 2462 TX RSE
: 2.4G Wi-Fi 11N20

	Freq	Cable Loss	Ant Factor	Preamp Factor	Read Level	Level	Limit Line	Over Limit	Remark	Aux Factor
	MHz	dB	dB/m	dB	dBuV	dBuV/m	dBuV/m	dB		dB
1	4916.490	8.30	32.23	53.18	59.10	46.45	74.00	-27.55	Peak	0.00
2	7943.838	9.38	36.95	54.15	54.24	46.42	74.00	-27.58	Peak	0.00
3	11871.710	11.76	38.46	54.04	53.58	49.76	74.00	-24.24	Peak	0.00
4	13404.010	12.11	39.82	54.02	54.11	52.02	74.00	-21.98	Peak	0.00
5	16891.040	14.58	38.62	51.83	50.11	51.48	74.00	-22.52	Peak	0.00
6	pp17948.050	14.48	42.37	51.51	48.76	54.10	74.00	-19.90	Peak	0.00

11n_20M_TX_CH_11_Horizontal-Avg

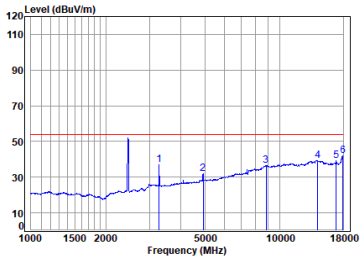

Condition: 3m HORIZONTAL
Job No : 00326AT/00327AT
Mode : 2462 TX RSE
: 2.4G Wi-Fi 11N20

	Freq	Cable Loss	Ant Factor	Preamp Factor	Read Level	Level	Limit Line	Over Limit	Remark	Aux Factor
	MHz	dB	dB/m	dB	dBuV	dBuV/m	dBuV/m	dB		dB
1	3280.326	7.47	29.26	52.90	52.96	36.79	54.00	-17.21	Average	0.00
2	4930.721	8.31	32.18	53.18	44.80	32.11	54.00	-21.89	Average	0.00
3	8814.957	10.49	38.04	53.95	42.05	36.63	54.00	-17.37	Average	0.00
4	14242.800	10.85	40.73	53.78	41.54	39.34	54.00	-14.66	Average	0.00
5	16891.040	14.58	38.62	51.83	38.06	39.43	54.00	-14.57	Average	0.00
6	pp17948.050	14.48	42.37	51.51	36.52	41.86	54.00	-12.14	Average	0.00

11n_20M_TX_CH_11_Vertical-Peak

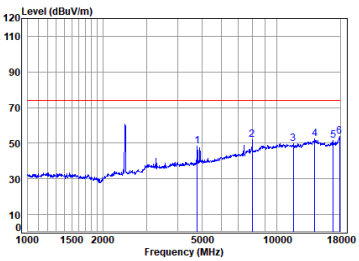

Condition: 3m VERTICAL
Job No : 00326AT/00327AT
Mode : 2462 TX RSE
: 2.4G Wi-Fi 11N20

	Freq	Cable Loss	Ant Factor	Preamp Factor	Read Level	Level	Limit Line	Over Limit	Remark	Aux Factor
	MHz	dB	dB/m	dB	dBuV	dBuV/m	dBuV/m	dB		dB
1	4790.245	8.25	32.00	53.14	61.27	48.38	74.00	-25.62	Peak	0.00
2	7989.893	9.40	36.92	54.19	60.07	52.20	74.00	-21.80	Peak	0.00
3	11667.600	12.03	38.71	53.94	52.96	49.76	74.00	-24.24	Peak	0.00
4	14242.800	10.85	40.73	53.78	54.88	52.68	74.00	-21.32	Peak	0.00
5	16891.040	14.58	38.62	51.83	50.30	51.67	74.00	-22.33	Peak	0.00
6	pp17896.250	14.48	41.55	51.52	49.41	53.92	74.00	-20.08	Peak	0.00

11n_20M_TX_CH_11_Vertical-Avg

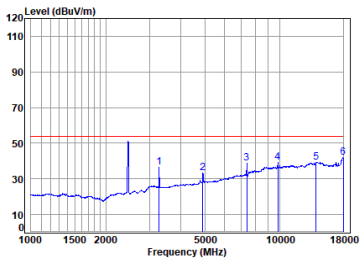

Condition: 3m VERTICAL
Job No : 00326AT/00327AT
Mode : 2462 TX RSE
: 2.4G Wi-Fi 11N20

	Freq	Cable Loss	Ant Factor	Preamp Factor	Read Level	Level	Limit Line	Over Limit	Remark	Aux Factor
	MHz	dB	dB/m	dB	dBuV	dBuV/m	dBuV/m	dB		dB
1	3280.326	7.47	29.26	52.90	52.80	36.63	54.00	-17.37	Average	0.00
2	4916.490	8.30	32.23	53.18	45.80	33.15	54.00	-20.85	Average	0.00
3	7390.070	9.08	36.76	53.61	46.36	38.59	54.00	-15.41	Average	0.00
4	9838.312	11.88	38.55	54.07	43.02	39.38	54.00	-14.62	Average	0.00
5	13997.930	10.61	40.98	53.90	41.76	39.45	54.00	-14.55	Average	0.00
6	pp18000.000	14.49	43.20	51.50	35.91	42.10	54.00	-11.90	Average	0.00

Unless otherwise agreed in writing, this document is issued by the Company subject to its General Conditions of Service printed overleaf, available on request or accessible at http://www.sgs.com/en/Terms-and-Conditions.aspx and, for electronic format documents, subject to Terms and Conditions for Electronic Documents at http://www.sgs.com/en/Terms-and-Conditions/Terms-e-Document.aspx. Attention is drawn to the limitation of liability, indemnification and jurisdiction issues defined therein. Any holder of this document is advised that information contained hereon reflects the Company's findings at the time of its intervention only and within the limits of Client's instructions, if any. The Company's sole responsibility is to its Client and this document does not exonerate parties to a transaction from exercising all their rights and obligations under the transaction documents. This document cannot be reproduced except in full, without prior written approval of the Company. Any unauthorized alteration, forgery or falsification of the content or appearance of this document is unlawful and offenders may be prosecuted to the fullest extent of the law. Unless otherwise stated the results shown in this test report refer only to the sample(s) tested and such sample(s) are retained for 30 days only.
Attention: To check the authenticity of testing /inspection report & certificate, please contact us at telephone: (86-755) 8307 1443, or email: CN.Doccheck@sgs.com
Fuyong lab. Xinlong TechnoPark, Fengtang Road, Fuyong Subdistrict, Bao'an, Shenzhen, China 518103 t (86–755) 88663988 f (86–755) 26710594 www.sgsgroup.com.cn
中国·深圳·宝安区福永街道凤塘大道鑫龙科技园福永实验室 邮编: 518103 t (86–755) 88663988 f (86–755) 26710594 sgs.china@sgs.com
Member of the SGS Group (SGS SA)

11ax_20M_TX_CH_01_Horizontal-Peak

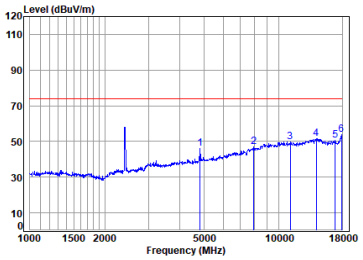

Condition: 3m HORIZONTAL
Job No : 00326AT/00327AT
Mode : 2412 TX RSE
: 2.4G Wi-Fi 11AX20

	Freq	Cable Loss	Ant Factor	Preamp Factor	Read Level	Level	Limit Line	Over Limit	Remark	Aux Factor
	MHz	dB	dB/m	dB	dBuV	dBuV/m	dBuV/m	dB		dB
1	4831.962	8.27	31.81	53.15	58.96	45.89	74.00	-28.11	Peak	0.00
2	7943.838	9.38	36.95	54.15	54.78	46.96	74.00	-27.04	Peak	0.00
3	11140.310	11.47	39.20	53.67	52.78	49.78	74.00	-24.22	Peak	0.00
4	14160.710	10.77	40.63	53.82	54.03	51.61	74.00	-22.39	Peak	0.00
5	16891.040	14.58	38.62	51.83	49.40	50.77	74.00	-23.23	Peak	0.00
6	pp17896.250	14.48	41.55	51.52	49.14	53.65	74.00	-20.35	Peak	0.00

11ax_20M_TX_CH_01_Horizontal-Avg

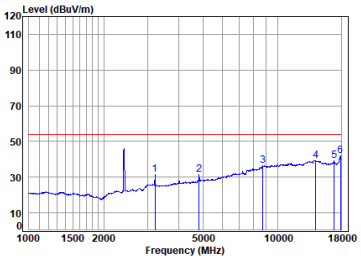

Condition: 3m HORIZONTAL
Job No : 00326AT/00327AT
Mode : 2412 TX RSE
: 2.4G Wi-Fi 11AX20

	Freq	Cable Loss	Ant Factor	Preamp Factor	Read Level	Level	Limit Line	Over Limit	Remark	Aux Factor
	MHz	dB	dB/m	dB	dBuV	dBuV/m	dBuV/m	dB		dB
1	3214.623	7.44	29.29	52.90	47.87	31.70	54.00	-22.30	Average	0.00
2	4831.962	8.27	31.81	53.15	44.46	31.39	54.00	-22.61	Average	0.00
3	8713.630	10.16	38.45	53.98	41.74	36.37	54.00	-17.63	Average	0.00
4	14242.800	10.85	40.73	53.78	41.57	39.37	54.00	-14.63	Average	0.00
5	16891.040	14.58	38.62	51.83	38.08	39.45	54.00	-14.55	Average	0.00
6	pp17896.250	14.48	41.55	51.52	37.47	41.98	54.00	-12.02	Average	0.00

11ax_20M_TX_CH_01_Vertical-Peak

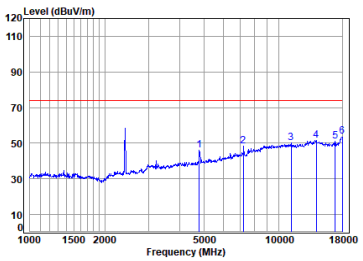

Condition: 3m VERTICAL
Job No : 00326AT/00327AT
Mode : 2412 TX RSE
: 2.4G Wi-Fi 11AX20

	Freq	Cable Loss	Ant Factor	Preamp Factor	Read Level	Level	Limit Line	Over Limit	Remark	Aux Factor
	MHz	dB	dB/m	dB	dBuV	dBuV/m	dBuV/m	dB		dB
1	4790.245	8.25	32.00	53.14	59.02	46.13	74.00	-27.87	Peak	0.00
2	7221.150	8.85	36.21	53.43	56.62	48.25	74.00	-25.75	Peak	0.00
3	11237.330	11.68	39.13	53.72	53.12	50.21	74.00	-23.79	Peak	0.00
4	14160.710	10.77	40.63	53.82	54.20	51.78	74.00	-22.22	Peak	0.00
5	16891.040	14.58	38.62	51.83	49.95	51.32	74.00	-22.68	Peak	0.00
6	pp18000.000	14.49	43.20	51.50	47.62	53.81	74.00	-20.19	Peak	0.00

11ax_20M_TX_CH_01_Vertical-Avg

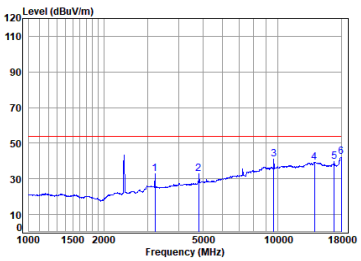

Condition: 3m VERTICAL
Job No : 00326AT/00327AT
Mode : 2412 TX RSE
: 2.4G Wi-Fi 11AX20

	Freq	Cable Loss	Ant Factor	Preamp Factor	Read Level	Level	Limit Line	Over Limit	Remark	Aux Factor
	MHz	dB	dB/m	dB	dBuV	dBuV/m	dBuV/m	dB		dB
1	3214.623	7.44	29.29	52.90	49.10	32.93	54.00	-21.07	Average	0.00
2	4818.016	8.26	31.89	53.15	45.79	32.79	54.00	-21.21	Average	0.00
3	9641.257	11.93	38.58	54.03	44.73	41.21	54.00	-12.79	Average	0.00
4	14038.450	10.64	40.69	53.88	41.97	39.42	54.00	-14.58	Average	0.00
5	16891.040	14.58	38.62	51.83	38.23	39.60	54.00	-14.40	Average	0.00
6	pp18000.000	14.49	43.20	51.50	36.09	42.28	54.00	-11.72	Average	0.00

Unless otherwise agreed in writing, this document is issued by the Company subject to its General Conditions of Service printed overleaf, available on request or accessible at http://www.sgs.com/en/Terms-and-Conditions.aspx and, for electronic format documents, subject to Terms and Conditions for Electronic Documents at http://www.sgs.com/en/Terms-and-Conditions/Terms-e-Document.aspx. Attention is drawn to the limitation of liability, indemnification and jurisdiction issues defined therein. Any holder of this document is advised that information contained hereon reflects the Company's findings at the time of its intervention only and within the limits of Client's instructions, if any. The Company's sole responsibility is to its Client and this document does not exonerate parties to a transaction from exercising all their rights and obligations under the transaction documents. This document cannot be reproduced except in full, without prior written approval of the Company. Any unauthorized alteration, forgery or falsification of the content or appearance of this document is unlawful and offenders may be prosecuted to the fullest extent of the law. Unless otherwise stated the results shown in this test report refer only to the sample(s) tested and such sample(s) are retained for 30 days only.
Attention: To check the authenticity of testing /inspection report & certificate, please contact us at telephone: (86-755) 8307 1443, or email: CN.Doccheck@sgs.com

Fuyong lab. Xinlong TechnoPark, Fengtang Road, Fuyong Subdistrict, Bao'an, Shenzhen, China 518103 t (86–755) 88663988 f (86–755) 26710594 www.sgsgroup.com.cn
中国·深圳·宝安区福永街道凤塘大道鑫龙科技园福永实验室 邮编: 518103 t (86–755) 88663988 f (86–755) 26710594 sgs.china@sgs.com

11ax_20M_TX_CH_06_Horizontal-Peak

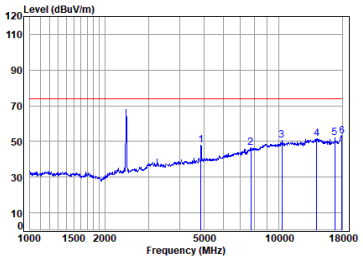

Condition: 3m HORIZONTAL
Job No : 00326AT/00327AT
Mode : 2437 TX RSE
: 2.4G Wi-Fi 11AX20

	Freq	Cable Loss	Ant Factor	Preamp Factor	Read Level	Level	Limit Line	Over Limit	Remark	Aux Factor
	MHz	dB	dB/m	dB	dBuV	dBuV/m	dBuV/m	dB		dB
1	4874.043	8.29	31.99	53.17	60.99	48.10	74.00	-25.90	Peak	0.00
2	7717.518	9.30	36.11	53.93	55.06	46.54	74.00	-27.46	Peak	0.00
3	10303.980	11.65	38.49	53.94	54.36	50.56	74.00	-23.44	Peak	0.00
4	14242.800	10.85	40.73	53.78	53.64	51.44	74.00	-22.56	Peak	0.00
5	16842.290	14.68	38.72	51.88	50.37	51.89	74.00	-22.11	Peak	0.00
6	pp17948.050	14.48	42.37	51.51	47.67	53.01	74.00	-20.99	Peak	0.00

11ax_20M_TX_CH_06_Horizontal-Avg

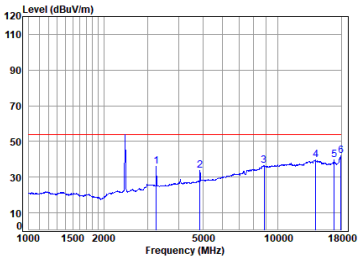

Condition: 3m HORIZONTAL
Job No : 00326AT/00327AT
Mode : 2437 TX RSE
: 2.4G Wi-Fi 11AX20

	Freq	Cable Loss	Ant Factor	Preamp Factor	Read Level	Level	Limit Line	Over Limit	Remark	Aux Factor
	MHz	dB	dB/m	dB	dBuV	dBuV/m	dBuV/m	dB		dB
1	3252.005	7.46	29.48	52.90	51.83	35.87	54.00	-18.13	Average	0.00
2	4874.043	8.29	31.99	53.17	46.52	33.63	54.00	-20.37	Average	0.00
3	8814.957	10.49	38.04	53.95	41.88	36.46	54.00	-17.54	Average	0.00
4	14201.690	10.81	40.89	53.80	41.58	39.48	54.00	-14.52	Average	0.00
5	16891.040	14.58	38.62	51.83	38.16	39.53	54.00	-14.47	Average	0.00
6	pp17948.050	14.48	42.37	51.51	36.47	41.81	54.00	-12.19	Average	0.00

11ax_20M_TX_CH_06_Vertical-Peak

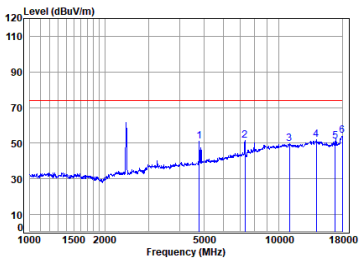

Condition: 3m VERTICAL
Job No : 00326AT/00327AT
Mode : 2437 TX RSE
: 2.4G Wi-Fi 11AX20

	Freq	Cable Loss	Ant Factor	Preamp Factor	Read Level	Level	Limit Line	Over Limit	Remark	Aux Factor
	MHz	dB	dB/m	dB	dBuV	dBuV/m	dBuV/m	dB		dB
1	4790.245	8.25	32.00	53.14	63.94	51.05	74.00	-22.95	Peak	0.00
2	7326.267	8.99	36.15	53.54	59.78	51.38	74.00	-22.62	Peak	0.00
3	11044.130	11.25	38.98	53.62	53.16	49.77	74.00	-24.23	Peak	0.00
4	14160.710	10.77	40.63	53.82	54.36	51.94	74.00	-22.06	Peak	0.00
5	16891.040	14.58	38.62	51.83	49.52	50.89	74.00	-23.11	Peak	0.00
6	pp18000.000	14.49	43.20	51.50	47.96	54.15	74.00	-19.85	Peak	0.00

11ax_20M_TX_CH_06_Vertical-Avg

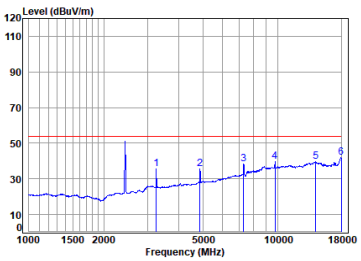

Condition: 3m VERTICAL
Job No : 00326AT/00327AT
Mode : 2437 TX RSE
: 2.4G Wi-Fi 11AX20

	Freq	Cable Loss	Ant Factor	Preamp Factor	Read Level	Level	Limit Line	Over Limit	Remark	Aux Factor
	MHz	dB	dB/m	dB	dBuV	dBuV/m	dBuV/m	dB		dB
1	3252.005	7.46	29.48	52.90	51.62	35.66	54.00	-18.34	Average	0.00
2	4874.043	8.29	31.99	53.17	48.38	35.49	54.00	-18.51	Average	0.00
3	7305.122	8.96	36.11	53.52	46.59	38.14	54.00	-15.86	Average	0.00
4	9753.371	11.90	38.31	54.05	43.64	39.80	54.00	-14.20	Average	0.00
5	14201.690	10.81	40.89	53.80	41.61	39.51	54.00	-14.49	Average	0.00
6	pp18000.000	14.49	43.20	51.50	36.00	42.19	54.00	-11.81	Average	0.00

Unless otherwise agreed in writing, this document is issued by the Company subject to its General Conditions of Service printed overleaf, available on request or accessible at http://www.sgs.com/en/Terms-and-Conditions.aspx and, for electronic format documents, subject to Terms and Conditions for Electronic Documents at http://www.sgs.com/en/Terms-and-Conditions/Terms-e-Document.aspx. Attention is drawn to the limitation of liability, indemnification and jurisdiction issues defined therein. Any holder of this document is advised that information contained hereon reflects the Company's findings at the time of its intervention only and within the limits of Client's instructions, if any. The Company's sole responsibility is to its Client and this document does not exonerate parties to a transaction from exercising all their rights and obligations under the transaction documents. This document cannot be reproduced except in full, without prior written approval of the Company. Any unauthorized alteration, forgery or falsification of the content or appearance of this document is unlawful and offenders may be prosecuted to the fullest extent of the law. Unless otherwise stated the results shown in this test report refer only to the sample(s) tested and such sample(s) are retained for 30 days only.
Attention: To check the authenticity of testing /inspection report & certificate, please contact us at telephone: (86-755) 8307 1443, or email: CN.Doccheck@sgs.com

Compliance Certification Services (Kunshan) Inc. Shenzhen Branch
Inspection & Testing Services

Fuyong lab. Xinlong TechnoPark, Fengtang Road, Fuyong Subdistrict, Bao'an, Shenzhen, China 518103 t (86–755) 88663988 f (86–755) 26710594 www.sgsgroup.com.cn
中国·深圳·宝安区福永街道凤塘大道鑫龙科技园福永实验室 邮编: 518103 t (86–755) 88663988 f (86–755) 26710594 sgs.china@sgs.com

Member of the SGS Group (SGS SA)

11ax_20M_TX_CH_11_Horizontal-Peak

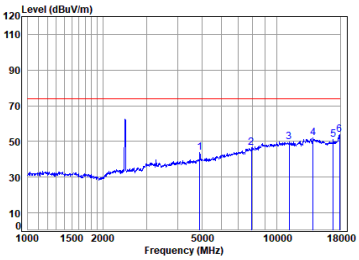

Condition: 3m HORIZONTAL
Job No : 00326AT/00327AT
Mode : 2462 TX RSE
: 2.4G Wi-Fi 11AX20

	Freq	Cable Loss	Ant Factor	Preamp Factor	Read Level	Level	Limit Line	Over Limit	Remark	Aux Factor
	MHz	dB	dB/m	dB	dBuV	dBuV/m	dBuV/m	dB		dB
1	4916.490	8.30	32.23	53.18	56.40	43.75	74.00	-30.25	Peak	0.00
2	7920.911	9.37	36.77	54.13	54.63	46.64	74.00	-27.36	Peak	0.00
3	11204.900	11.61	39.19	53.71	52.72	49.81	74.00	-24.19	Peak	0.00
4	13997.930	10.61	40.98	53.90	54.25	51.94	74.00	-22.06	Peak	0.00
5	16891.040	14.58	38.62	51.83	49.60	50.97	74.00	-23.03	Peak	0.00
6	pp17896.250	14.48	41.55	51.52	49.19	53.70	74.00	-20.30	Peak	0.00

11ax_20M_TX_CH_11_Horizontal-Avg

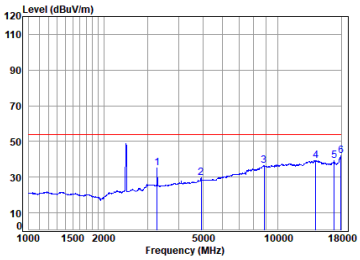

Condition: 3m HORIZONTAL
Job No : 00326AT/00327AT
Mode : 2462 TX RSE
: 2.4G Wi-Fi 11AX20

	Freq	Cable Loss	Ant Factor	Preamp Factor	Read Level	Level	Limit Line	Over Limit	Remark	Aux Factor
	MHz	dB	dB/m	dB	dBuV	dBuV/m	dBuV/m	dB		dB
1	3280.326	7.47	29.26	52.90	51.45	35.28	54.00	-18.72	Average	0.00
2	4930.721	8.31	32.18	53.18	42.24	29.55	54.00	-24.45	Average	0.00
3	8814.957	10.49	38.04	53.95	41.87	36.45	54.00	-17.55	Average	0.00
4	14242.800	10.85	40.73	53.78	41.57	39.37	54.00	-14.63	Average	0.00
5	16891.040	14.58	38.62	51.83	37.90	39.27	54.00	-14.73	Average	0.00
6	pp17948.050	14.48	42.37	51.51	36.54	41.88	54.00	-12.12	Average	0.00

11ax_20M_TX_CH_11_Vertical-Peak

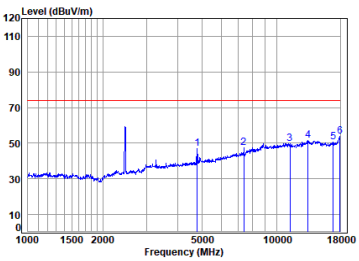

Condition: 3m VERTICAL
Job No : 00326AT/00327AT
Mode : 2462 TX RSE
: 2.4G Wi-Fi 11AX20

	Freq	Cable Loss	Ant Factor	Preamp Factor	Read Level	Level	Limit Line	Over Limit	Remark	Aux Factor
	MHz	dB	dB/m	dB	dBuV	dBuV/m	dBuV/m	dB		dB
1	4790.245	8.25	32.00	53.14	59.91	47.02	74.00	-26.98	Peak	0.00
2	7390.070	9.08	36.76	53.61	55.18	47.41	74.00	-26.59	Peak	0.00
3	11302.480	11.83	39.01	53.76	52.81	49.89	74.00	-24.11	Peak	0.00
4	13365.320	12.21	39.77	54.03	53.76	51.71	74.00	-22.29	Peak	0.00
5	16891.040	14.58	38.62	51.83	49.27	50.64	74.00	-23.36	Peak	0.00
6	pp17948.050	14.48	42.37	51.51	48.56	53.90	74.00	-20.10	Peak	0.00

11ax_20M_TX_CH_11_Vertical-Avg

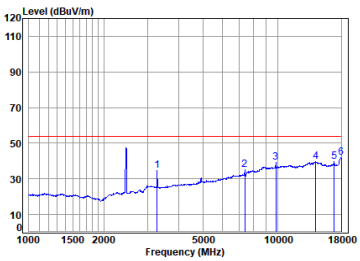

Condition: 3m VERTICAL
Job No : 00326AT/00327AT
Mode : 2462 TX RSE
: 2.4G Wi-Fi 11AX20

	Freq	Cable Loss	Ant Factor	Preamp Factor	Read Level	Level	Limit Line	Over Limit	Remark	Aux Factor
	MHz	dB	dB/m	dB	dBuV	dBuV/m	dBuV/m	dB		dB
1	3280.326	7.47	29.26	52.90	50.83	34.66	54.00	-19.34	Average	0.00
2	7390.070	9.08	36.76	53.61	43.00	35.23	54.00	-18.77	Average	0.00
3	9838.312	11.88	38.55	54.07	43.08	39.44	54.00	-14.56	Average	0.00
4	14201.690	10.81	40.89	53.80	41.91	39.81	54.00	-14.19	Average	0.00
5	16891.040	14.58	38.62	51.83	38.17	39.54	54.00	-14.46	Average	0.00
6	pp18000.000	14.49	43.20	51.50	35.97	42.16	54.00	-11.84	Average	0.00

Unless otherwise agreed in writing, this document is issued by the Company subject to its General Conditions of Service printed overleaf, available on request or accessible at http://www.sgs.com/en/Terms-and-Conditions.aspx and, for electronic format documents, subject to Terms and Conditions for Electronic Documents at http://www.sgs.com/en/Terms-and-Conditions/Terms-e-Document.aspx. Attention is drawn to the limitation of liability, indemnification and jurisdiction issues defined therein. Any holder of this document is advised that information contained hereon reflects the Company's findings at the time of its intervention only and within the limits of Client's instructions, if any. The Company's sole responsibility is to its Client and this document does not exonerate parties to a transaction from exercising all their rights and obligations under the transaction documents. This document cannot be reproduced except in full, without prior written approval of the Company. Any unauthorized alteration, forgery or falsification of the content or appearance of this document is unlawful and offenders may be prosecuted to the fullest extent of the law. Unless otherwise stated the results shown in this test report refer only to the sample(s) tested and such sample(s) are retained for 30 days only.

Attention: To check the authenticity of testing /inspection report & certificate, please contact us at telephone: (86-755) 8307 1443, or email: CN.Doccheck@sgs.com

Fuyong lab. Xinlong TechnoPark, Fengtang Road, Fuyong Subdistrict, Bao'an, Shenzhen, China 518103 t (86–755) 88663988 f (86–755) 26710594 www.sgsgroup.com.cn

中国·深圳·宝安区福永街道凤塘大道鑫龙科技园福永实验室 邮编: 518103 t (86–755) 88663988 f (86–755) 26710594 sgs.china@sgs.com

Member of the SGS Group (SGS SA)

11b_TX_CH_01_Horizontal

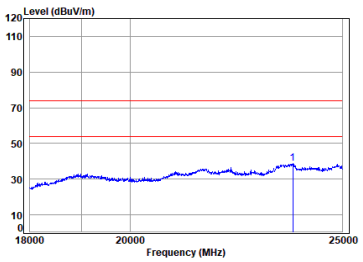

Condition: 3m HORIZONTAL
Job No : 00326AT/00327AT
Mode : 2412 TX RSE
: 2.4G Wi-Fi 11B

	Freq	Cable Loss	Ant Factor	Preamp Factor	Read Level	Level	Limit Line	Over Limit	Remark	Aux Factor
	MHz	dB	dB/m	dB	dBuV	dBuV/m	dBuV/m	dB		dB
1	pp23735.510	9.21	38.81	45.18	45.38	38.68	74.00	-35.32	Peak	-9.54

11b_TX_CH_01_Vertical

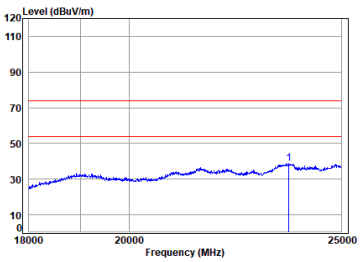

Condition: 3m VERTICAL
Job No : 00326AT/00327AT
Mode : 2412 TX RSE
: 2.4G Wi-Fi 11B

	Freq	Cable Loss	Ant Factor	Preamp Factor	Read Level	Level	Limit Line	Over Limit	Remark	Aux Factor
	MHz	dB	dB/m	dB	dBuV	dBuV/m	dBuV/m	dB		dB
1	pp23665.440	9.20	38.87	45.20	45.48	38.81	74.00	-35.19	Peak	-9.54

Remark: Emissions exceeding the limits are considered fundamental emissions and are therefore exempt from testing.

Unless otherwise agreed in writing, this document is issued by the Company subject to its General Conditions of Service printed overleaf, available on request or accessible at http://www.sgs.com/en/Terms-and-Conditions.aspx and, for electronic format documents, subject to Terms and Conditions for Electronic Documents at http://www.sgs.com/en/Terms-and-Conditions/Terms-e-Document.aspx. Attention is drawn to the limitation of liability, indemnification and jurisdiction issues defined therein. Any holder of this document is advised that information contained hereon reflects the Company's findings at the time of its intervention only and within the limits of Client's instructions, if any. The Company's sole responsibility is to its Client and this document does not exonerate parties to a transaction from exercising all their rights and obligations under the transaction documents. This document cannot be reproduced except in full, without prior written approval of the Company. Any unauthorized alteration, forgery or falsification of the content or appearance of this document is unlawful and offenders may be prosecuted to the fullest extent of the law. Unless otherwise stated the results shown in this test report refer only to the sample(s) tested and such sample(s) are retained for 30 days only.
Attention: To check the authenticity of testing /inspection report & certificate, please contact us at telephone: (86-755) 8307 1443, or email: CN.Doccheck@sgs.com

Fuyong lab. Xinlong TechnoPark, Fengtang Road, Fuyong Subdistrict, Bao'an, Shenzhen, China 518103 t (86-755) 88663988 f (86-755) 26710594 www.sgsgroup.com.cn
中国·深圳·宝安区福永街道凤塘大道鑫龙科技园福永实验室 邮编: 518103 t (86-755) 88663988 f (86-755) 26710594 sgs.china@sgs.com
Member of the SGS Group (SGS SA)

7.5 Maximum Conducted Output Power

Test Requirement 47 CFR Part 15, Subpart C 15.247(b)(3)
Test Method: ANSI C63.10-2020+Cor.1-2023 Section 11.9.2
Test Engineer: Ian Li

Limit:

Frequency range(MHz)	Output power of the intentional radiator(watt)
902-928	1 for ≥50 hopping channels
	0.25 for 25≤ hopping channels <50
	1 for digital modulation
2400-2483.5	1 for ≥75 non-overlapping hopping channels
	0.125 for all other frequency hopping systems
	1 for digital modulation
5725-5850	1 for frequency hopping systems and digital modulation

7.5.1 E.U.T. Operation

Operating Environment:
Temperature: 24.2 °C Humidity: 45.1 % RH Atmospheric Pressure: 1000 mbar

7.5.2 Test Mode Description

Pre-scan / Final test	Mode Code	Description
Final test	00	TX mode_Keep the EUT in continuously transmitting mode with all modulation types. Only the data of worst case is recorded in the report.

Unless otherwise agreed in writing, this document is issued by the Company subject to its General Conditions of Service printed overleaf, available on request or accessible at http://www.sgs.com/en/Terms-and-Conditions.aspx and, for electronic format documents, subject to Terms and Conditions for Electronic Documents at http://www.sgs.com/en/Terms-and-Conditions/Terms-e-Document.aspx. Attention is drawn to the limitation of liability, indemnification and jurisdiction issues defined therein. Any holder of this document is advised that information contained hereon reflects the Company's findings at the time of its intervention only and within the limits of Client's instructions, if any. The Company's sole responsibility is to its Client and this document does not exonerate parties to a transaction from exercising all their rights and obligations under the transaction documents. This document cannot be reproduced except in full, without prior written approval of the Company. Any unauthorized alteration, forgery or falsification of the content or appearance of this document is unlawful and offenders may be prosecuted to the fullest extent of the law. Unless otherwise stated the results shown in this test report refer only to the sample(s) tested and such sample(s) are retained for 30 days only.
Attention: To check the authenticity of testing /inspection report & certificate, please contact us at telephone: (86-755) 8307 1443, or email: CN.Doccheck@sgs.com
Fuyong lab. Xinlong TechnoPark, Fengtang Road, Fuyong Subdistrict, Bao'an, Shenzhen, China 518103 t (86–755) 88663988 f (86–755) 26710594 www.sgsgroup.com.cn
中国·深圳·宝安区福永街道凤塘大道鑫龙科技园福永实验室 邮编: 518103 t (86–755) 88663988 f (86–755) 26710594 sgs.china@sgs.com
Member of the SGS Group (SGS SA)

7.5.3 Test Setup Diagram

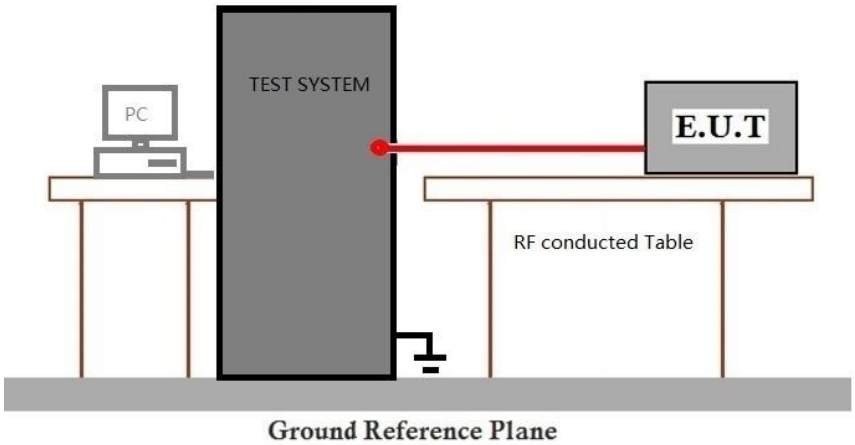

7.5.4 Measurement Procedure and Data

Note: Since the verify power the same operating range bandwidth and smaller power can be covered by the higher power.

Please Refer to Appendix for Details

Unless otherwise agreed in writing, this document is issued by the Company subject to its General Conditions of Service printed overleaf, available on request or accessible at http://www.sgs.com/en/Terms-and-Conditions.aspx and, for electronic format documents, subject to Terms and Conditions for Electronic Documents at http://www.sgs.com/en/Terms-and-Conditions/Terms-e-Document.aspx. Attention is drawn to the limitation of liability, indemnification and jurisdiction issues defined therein. Any holder of this document is advised that information contained hereon reflects the Company's findings at the time of its intervention only and within the limits of Client's instructions, if any. The Company's sole responsibility is to its Client and this document does not exonerate parties to a transaction from exercising all their rights and obligations under the transaction documents. This document cannot be reproduced except in full, without prior written approval of the Company. Any unauthorized alteration, forgery or falsification of the content or appearance of this document is unlawful and offenders may be prosecuted to the fullest extent of the law. Unless otherwise stated the results shown in this test report refer only to the sample(s) tested and such sample(s) are retained for 30 days only.
Attention: To check the authenticity of testing /inspection report & certificate, please contact us at telephone: (86-755) 8307 1443, or email: CN.Doccheck@sgs.com
Fuyong lab. Xinlong TechnoPark, Fengtang Road, Fuyong Subdistrict, Bao'an, Shenzhen, China 518103 t (86–755) 88663988 f (86–755) 26710594 www.sgsgroup.com.cn
中国·深圳·宝安区福永街道凤塘大道鑫龙科技园福永实验室 邮编: 518103 t (86–755) 88663988 f (86–755) 26710594 sgs.china@sgs.com
Member of the SGS Group (SGS SA)

7.6 Minimum 6dB Bandwidth

Test Requirement 47 CFR Part 15, Subpart C 15.247a(2)
Test Method: ANSI C63.10-2020+Cor.1-2023 Section 11.8.1
Test Engineer: Ian Li

Limit:
≥500 kHz

7.6.1 E.U.T. Operation

Operating Environment:
Temperature: 24.2 °C Humidity: 45.1 % RH Atmospheric Pressure: 1000 mbar

7.6.2 Test Mode Description

Pre-scan / Final test	Mode Code	Description
Final test	00	TX mode_Keep the EUT in continuously transmitting mode with all modulation types. Only the data of worst case is recorded in the report.

7.6.3 Test Setup Diagram

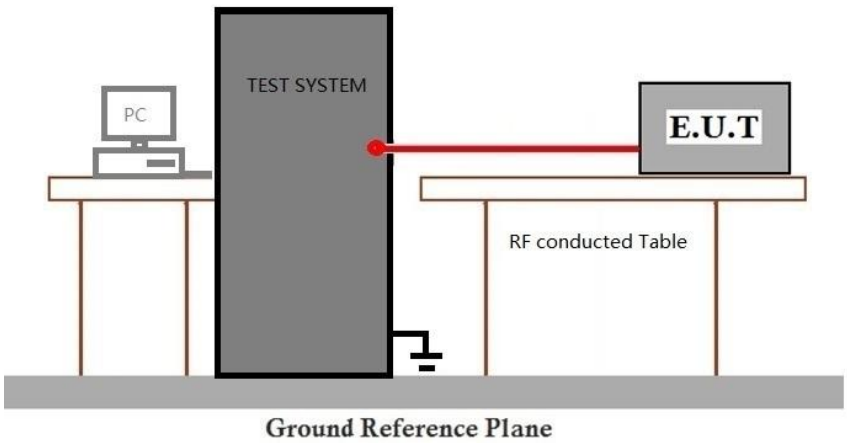

7.6.4 Measurement Procedure and Data

Please Refer to Appendix for Details

Unless otherwise agreed in writing, this document is issued by the Company subject to its General Conditions of Service printed overleaf, available on request or accessible at http://www.sgs.com/en/Terms-and-Conditions.aspx and, for electronic format documents, subject to Terms and Conditions for Electronic Documents at http://www.sgs.com/en/Terms-and-Conditions/Terms-e-Document.aspx. Attention is drawn to the limitation of liability, indemnification and jurisdiction issues defined therein. Any holder of this document is advised that information contained hereon reflects the Company's findings at the time of its intervention only and within the limits of Client's instructions, if any. The Company's sole responsibility is to its Client and this document does not exonerate parties to a transaction from exercising all their rights and obligations under the transaction documents. This document cannot be reproduced except in full, without prior written approval of the Company. Any unauthorized alteration, forgery or falsification of the content or appearance of this document is unlawful and offenders may be prosecuted to the fullest extent of the law. Unless otherwise stated the results shown in this test report refer only to the sample(s) tested and such sample(s) are retained for 30 days only.
Attention: To check the authenticity of testing /inspection report & certificate, please contact us at telephone: (86-755) 8307 1443, or email: CN.Doccheck@sgs.com
Fuyong lab. Xinlong TechnoPark, Fengtang Road, Fuyong Subdistrict, Bao'an, Shenzhen, China 518103 t (86–755) 88663988 f (86–755) 26710594 www.sgsgroup.com.cn
中国・深圳・宝安区福永街道凤塘大道鑫龙科技园福永实验室 邮编: 518103 t (86–755) 88663988 f (86–755) 26710594 sgs.china@sgs.com
Member of the SGS Group (SGS SA)

7.7 Power Spectral Density

Test Requirement 47 CFR Part 15, Subpart C 15.247(e)
Test Method: ANSI C63.10-2020+Cor.1-2023 Section 11.10.3
Test Engineer: Ian Li

Limit:
≤8dBm in any 3 kHz band during any time interval of continuous transmission

7.7.1 E.U.T. Operation

Operating Environment:
Temperature: 24.2 °C Humidity: 45.1 % RH Atmospheric Pressure: 1000 mbar

7.7.2 Test Mode Description

Pre-scan / Final test	Mode Code	Description
Final test	00	TX mode_Keep the EUT in continuously transmitting mode with all modulation types. Only the data of worst case is recorded in the report.

7.7.3 Test Setup Diagram

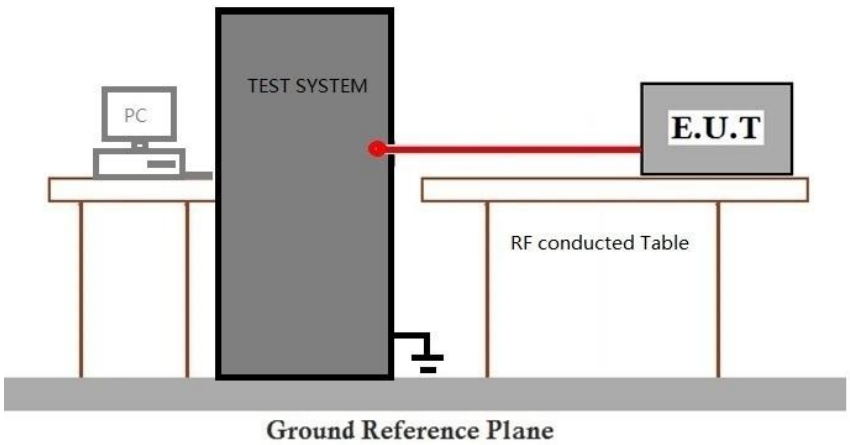

7.7.4 Measurement Procedure and Data

Please Refer to Appendix for Details

Unless otherwise agreed in writing, this document is issued by the Company subject to its General Conditions of Service printed overleaf, available on request or accessible at http://www.sgs.com/en/Terms-and-Conditions.aspx and, for electronic format documents, subject to Terms and Conditions for Electronic Documents at http://www.sgs.com/en/Terms-and-Conditions/Terms-e-Document.aspx. Attention is drawn to the limitation of liability, indemnification and jurisdiction issues defined therein. Any holder of this document is advised that information contained hereon reflects the Company's findings at the time of its intervention only and within the limits of Client's instructions, if any. The Company's sole responsibility is to its Client and this document does not exonerate parties to a transaction from exercising all their rights and obligations under the transaction documents. This document cannot be reproduced except in full, without prior written approval of the Company. Any unauthorized alteration, forgery or falsification of the content or appearance of this document is unlawful and offenders may be prosecuted to the fullest extent of the law. Unless otherwise stated the results shown in this test report refer only to the sample(s) tested and such sample(s) are retained for 30 days only.
Attention: To check the authenticity of testing /inspection report & certificate, please contact us at telephone: (86-755) 8307 1443, or email: CN.Doccheck@sgs.com
Fuyong lab. Xinlong TechnoPark, Fengtang Road, Fuyong Subdistrict, Bao'an, Shenzhen, China 518103 t (86–755) 88663988 f (86–755) 26710594 www.sgsgroup.com.cn
中国·深圳·宝安区福永街道凤塘大道鑫龙科技园福永实验室 邮编: 518103 t (86–755) 88663988 f (86–755) 26710594 sgs.china@sgs.com
Member of the SGS Group (SGS SA)

7.8 Conducted Band Edges Measurement

Test Requirement 47 CFR Part 15, Subpart C 15.247(d)
Test Method: ANSI C63.10-2020+Cor.1-2023 Section 6.10.4
Test Engineer: Ian Li

Limit:

In any 100 kHz bandwidth outside the frequency band in which the spread spectrum or digitally modulated intentional radiator is operating, the radio frequency power that is produced by the intentional radiator shall be at least 20 dB below that in the 100 kHz bandwidth within the band that contains the highest level of the desired power, based on either an RF conducted or a radiated measurement, provided the transmitter demonstrates compliance with the peak conducted power limits. If the transmitter complies with the conducted power limits based on the use of RMS averaging over a time interval, as permitted under paragraph (b)(3) of this section, the attenuation required under this paragraph shall be 30 dB instead of 20 dB. Attenuation below the general limits specified in §15.209(a) is not required. In addition, radiated emissions which fall in the restricted bands, as defined in §15.205(a), must also comply with the radiated emission limits specified in §15.209(a) (see §15.205(c).

7.8.1 E.U.T. Operation

Operating Environment:

Temperature: 24.2 °C Humidity: 45.1 % RH Atmospheric Pressure: 1000 mbar

7.8.2 Test Mode Description

Pre-scan / Final test	Mode Code	Description
Final test	00	TX mode_Keep the EUT in continuously transmitting mode with all modulation types. Only the data of worst case is recorded in the report.

Unless otherwise agreed in writing, this document is issued by the Company subject to its General Conditions of Service printed overleaf, available on request or accessible at http://www.sgs.com/en/Terms-and-Conditions.aspx and, for electronic format documents, subject to Terms and Conditions for Electronic Documents at http://www.sgs.com/en/Terms-and-Conditions/Terms-e-Document.aspx. Attention is drawn to the limitation of liability, indemnification and jurisdiction issues defined therein. Any holder of this document is advised that information contained hereon reflects the Company's findings at the time of its intervention only and within the limits of Client's instructions, if any. The Company's sole responsibility is to its Client and this document does not exonerate parties to a transaction from exercising all their rights and obligations under the transaction documents. This document cannot be reproduced except in full, without prior written approval of the Company. Any unauthorized alteration, forgery or falsification of the content or appearance of this document is unlawful and offenders may be prosecuted to the fullest extent of the law. Unless otherwise stated the results shown in this test report refer only to the sample(s) tested and such sample(s) are retained for 30 days only.
Attention: To check the authenticity of testing /inspection report & certificate, please contact us at telephone: (86-755) 8307 1443, or email: CN.Doccheck@sgs.com
Fuyong lab. Xinlong TechnoPark, Fengtang Road, Fuyong Subdistrict, Bao'an, Shenzhen, China 518103 t (86–755) 88663988 f (86–755) 26710594 www.sgsgroup.com.cn
中国・深圳・宝安区福永街道凤塘大道鑫龙科技园福永实验室 邮编: 518103 t (86–755) 88663988 f (86–755) 26710594 sgs.china@sgs.com
Member of the SGS Group (SGS SA)

7.8.3 Test Setup Diagram

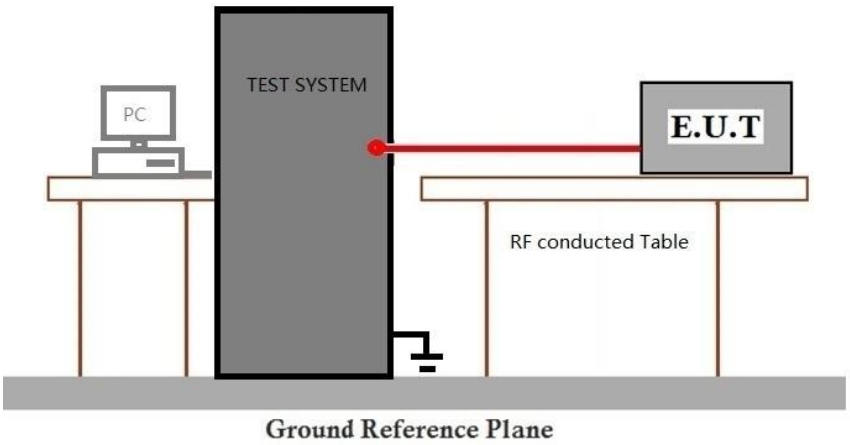

7.8.4 Measurement Procedure and Data

Please Refer to Appendix for Details

Unless otherwise agreed in writing, this document is issued by the Company subject to its General Conditions of Service printed overleaf, available on request or accessible at http://www.sgs.com/en/Terms-and-Conditions.aspx and, for electronic format documents, subject to Terms and Conditions for Electronic Documents at http://www.sgs.com/en/Terms-and-Conditions/Terms-e-Document.aspx. Attention is drawn to the limitation of liability, indemnification and jurisdiction issues defined therein. Any holder of this document is advised that information contained hereon reflects the Company's findings at the time of its intervention only and within the limits of Client's instructions, if any. The Company's sole responsibility is to its Client and this document does not exonerate parties to a transaction from exercising all their rights and obligations under the transaction documents. This document cannot be reproduced except in full, without prior written approval of the Company. Any unauthorized alteration, forgery or falsification of the content or appearance of this document is unlawful and offenders may be prosecuted to the fullest extent of the law. Unless otherwise stated the results shown in this test report refer only to the sample(s) tested and such sample(s) are retained for 30 days only.
Attention: To check the authenticity of testing /inspection report & certificate, please contact us at telephone: (86-755) 8307 1443, or email: CN.Doccheck@sgs.com
Fuyong lab. Xinlong TechnoPark, Fengtang Road, Fuyong Subdistrict, Bao'an, Shenzhen, China 518103 t (86–755) 88663988 f (86–755) 26710594 www.sgsgroup.com.cn
中国·深圳·宝安区福永街道凤塘大道鑫龙科技园福永实验室 邮编: 518103 t (86–755) 88663988 f (86–755) 26710594 sgs.china@sgs.com
Member of the SGS Group (SGS SA)

7.9 Conducted Spurious Emissions

Test Requirement 47 CFR Part 15, Subpart C 15.247(d)
Test Method: ANSI C63.10-2020+Cor.1-2023 Section 11.11
Test Engineer: Ian Li

Limit:

In any 100 kHz bandwidth outside the frequency band in which the spread spectrum or digitally modulated intentional radiator is operating, the radio frequency power that is produced by the intentional radiator shall be at least 20 dB below that in the 100 kHz bandwidth within the band that contains the highest level of the desired power, based on either an RF conducted or a radiated measurement, provided the transmitter demonstrates compliance with the peak conducted power limits. If the transmitter complies with the conducted power limits based on the use of RMS averaging over a time interval, as permitted under paragraph (b)(3) of this section, the attenuation required under this paragraph shall be 30 dB instead of 20 dB. Attenuation below the general limits specified in §15.209(a) is not required. In addition, radiated emissions which fall in the restricted bands, as defined in §15.205(a), must also comply with the radiated emission limits specified in §15.209(a) (see §15.205(c).

7.9.1 E.U.T. Operation

Operating Environment:

Temperature: 24.2 °C Humidity: 45.1 % RH Atmospheric Pressure: 1000 mbar

7.9.2 Test Mode Description

Pre-scan / Final test	Mode Code	Description
Final test	00	TX mode_Keep the EUT in continuously transmitting mode with all modulation types. Only the data of worst case is recorded in the report.

Unless otherwise agreed in writing, this document is issued by the Company subject to its General Conditions of Service printed overleaf, available on request or accessible at http://www.sgs.com/en/Terms-and-Conditions.aspx and, for electronic format documents, subject to Terms and Conditions for Electronic Documents at http://www.sgs.com/en/Terms-and-Conditions/Terms-e-Document.aspx. Attention is drawn to the limitation of liability, indemnification and jurisdiction issues defined therein. Any holder of this document is advised that information contained hereon reflects the Company's findings at the time of its intervention only and within the limits of Client's instructions, if any. The Company's sole responsibility is to its Client and this document does not exonerate parties to a transaction from exercising all their rights and obligations under the transaction documents. This document cannot be reproduced except in full, without prior written approval of the Company. Any unauthorized alteration, forgery or falsification of the content or appearance of this document is unlawful and offenders may be prosecuted to the fullest extent of the law. Unless otherwise stated the results shown in this test report refer only to the sample(s) tested and such sample(s) are retained for 30 days only.
Attention: To check the authenticity of testing /inspection report & certificate, please contact us at telephone: (86-755) 8307 1443, or email: CN.Doccheck@sgs.com
Fuyong lab. Xinlong TechnoPark, Fengtang Road, Fuyong Subdistrict, Bao'an, Shenzhen, China 518103 t (86–755) 88663988 f (86–755) 26710594 www.sgsgroup.com.cn
中国・深圳・宝安区福永街道凤塘大道鑫龙科技园福永实验室 邮编: 518103 t (86–755) 88663988 f (86–755) 26710594 sgs.china@sgs.com
Member of the SGS Group (SGS SA)

7.9.3 Test Setup Diagram

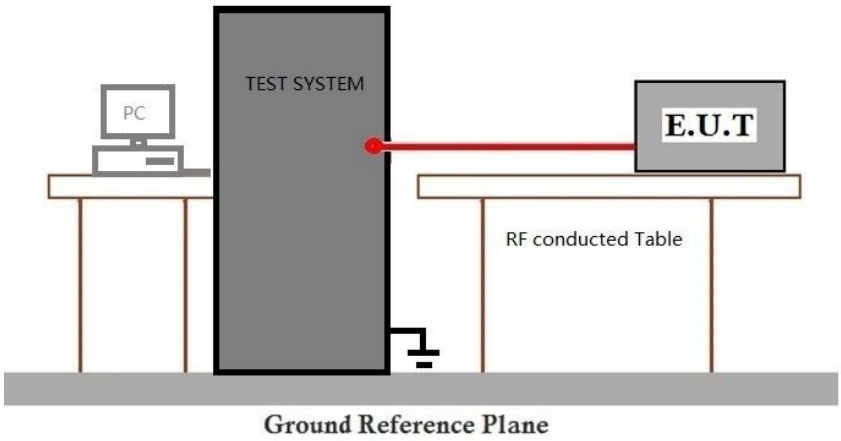

7.9.4 Measurement Procedure and Data

Please Refer to Appendix for Details

Unless otherwise agreed in writing, this document is issued by the Company subject to its General Conditions of Service printed overleaf, available on request or accessible at http://www.sgs.com/en/Terms-and-Conditions.aspx and, for electronic format documents, subject to Terms and Conditions for Electronic Documents at http://www.sgs.com/en/Terms-and-Conditions/Terms-e-Document.aspx. Attention is drawn to the limitation of liability, indemnification and jurisdiction issues defined therein. Any holder of this document is advised that information contained hereon reflects the Company's findings at the time of its intervention only and within the limits of Client's instructions, if any. The Company's sole responsibility is to its Client and this document does not exonerate parties to a transaction from exercising all their rights and obligations under the transaction documents. This document cannot be reproduced except in full, without prior written approval of the Company. Any unauthorized alteration, forgery or falsification of the content or appearance of this document is unlawful and offenders may be prosecuted to the fullest extent of the law. Unless otherwise stated the results shown in this test report refer only to the sample(s) tested and such sample(s) are retained for 30 days only.
Attention: To check the authenticity of testing /inspection report & certificate, please contact us at telephone: (86-755) 8307 1443, or email: CN.Doccheck@sgs.com
Fuyong lab. Xinlong TechnoPark, Fengtang Road, Fuyong Subdistrict, Bao'an, Shenzhen, China 518103 t (86–755) 88663988 f (86–755) 26710594 www.sgsgroup.com.cn
中国·深圳·宝安区福永街道凤塘大道鑫龙科技园福永实验室 邮编: 518103 t (86–755) 88663988 f (86–755) 26710594 sgs.china@sgs.com
Member of the SGS Group (SGS SA)

8 Test Setup Photo

Refer to Setup Photo for FYCR2607000326AT

9 EUT Constructional Details (EUT Photos)

Refer to External and Internal Photos for FYCR2607000326AT

Unless otherwise agreed in writing, this document is issued by the Company subject to its General Conditions of Service printed overleaf, available on request or accessible at http://www.sgs.com/en/Terms-and-Conditions.aspx and, for electronic format documents, subject to Terms and Conditions for Electronic Documents at http://www.sgs.com/en/Terms-and-Conditions/Terms-e-Document.aspx. Attention is drawn to the limitation of liability, indemnification and jurisdiction issues defined therein. Any holder of this document is advised that information contained hereon reflects the Company's findings at the time of its intervention only and within the limits of Client's instructions, if any. The Company's sole responsibility is to its Client and this document does not exonerate parties to a transaction from exercising all their rights and obligations under the transaction documents. This document cannot be reproduced except in full, without prior written approval of the Company. Any unauthorized alteration, forgery or falsification of the content or appearance of this document is unlawful and offenders may be prosecuted to the fullest extent of the law. Unless otherwise stated the results shown in this test report refer only to the sample(s) tested and such sample(s) are retained for 30 days only.
Attention: To check the authenticity of testing /inspection report & certificate, please contact us at telephone: (86-755) 8307 1443, or email: CN.Doccheck@sgs.com
Fuyong lab. Xinlong TechnoPark, Fengtang Road, Fuyong Subdistrict, Bao'an, Shenzhen, China 518103 t (86–755) 88663988 f (86–755) 26710594 www.sgsgroup.com.cn
中国·深圳·宝安区福永街道凤塘大道鑫龙科技园福永实验室 邮编: 518103 t (86–755) 88663988 f (86–755) 26710594 sgs.china@sgs.com
Member of the SGS Group (SGS SA)

10 Appendix

1. Duty Cycle

1.1 Test Result

1.1.1 Ant1

Ant1									
Mode	TX Type	Frequency (MHz)	RU	RU Pos	T_on (ms)	Period (ms)	Duty Cycle (%)	Duty Cycle Correction Factor (dB)	Max. DC Variation (%)
802.11b	SISO	2412	/	/	1.001	1.010	99.11	0.04	0.07
		2437	/	/	1.001	1.010	99.11	0.04	0.03
		2462	/	/	1.001	1.009	99.21	0.03	0.03
802.11g	SISO	2412	/	/	0.504	0.512	98.44	0.07	0.10
		2437	/	/	0.504	0.512	98.44	0.07	0.06
		2462	/	/	0.505	0.512	98.63	0.06	0.07
802.11n (HT20)	SISO	2412	/	/	0.512	0.520	98.46	0.07	0.06
		2437	/	/	0.513	0.521	98.46	0.07	0.06
		2462	/	/	0.513	0.520	98.65	0.06	0.06
802.11ax (HEW20)	SISO	2412	SU	/	3.865	3.873	99.79	0.01	0.03
		2437	SU	/	3.865	3.873	99.79	0.01	0.03
		2462	SU	/	3.865	3.873	99.79	0.01	0.03

Unless otherwise agreed in writing, this document is issued by the Company subject to its General Conditions of Service printed overleaf, available on request or accessible at http://www.sgs.com/en/Terms-and-Conditions.aspx and, for electronic format documents, subject to Terms and Conditions for Electronic Documents at http://www.sgs.com/en/Terms-and-Conditions/Terms-e-Document.aspx. Attention is drawn to the limitation of liability, indemnification and jurisdiction issues defined therein. Any holder of this document is advised that information contained hereon reflects the Company's findings at the time of its intervention only and within the limits of Client's instructions, if any. The Company's sole responsibility is to its Client and this document does not exonerate parties to a transaction from exercising all their rights and obligations under the transaction documents. This document cannot be reproduced except in full, without prior written approval of the Company. Any unauthorized alteration, forgery or falsification of the content or appearance of this document is unlawful and offenders may be prosecuted to the fullest extent of the law. Unless otherwise stated the results shown in this test report refer only to the sample(s) tested and such sample(s) are retained for 30 days only.
Attention: To check the authenticity of testing /inspection report & certificate, please contact us at telephone: (86-755) 8307 1443, or email: CN.Doccheck@sgs.com
Fuyong lab. Xinlong TechnoPark, Fengtang Road, Fuyong Subdistrict, Bao'an, Shenzhen, China 518103 t (86–755) 88663988 f (86–755) 26710594 www.sgsgroup.com.cn
中国·深圳·宝安区福永街道凤塘大道鑫龙科技园福永实验室 邮编: 518103 t (86–755) 88663988 f (86–755) 26710594 sgs.china@sgs.com
Member of the SGS Group (SGS SA)

1.2 Test Graph

1.2.1 Ant1

802.11b_LCH_2412MHz_Ant1 (SISO)_NTNV

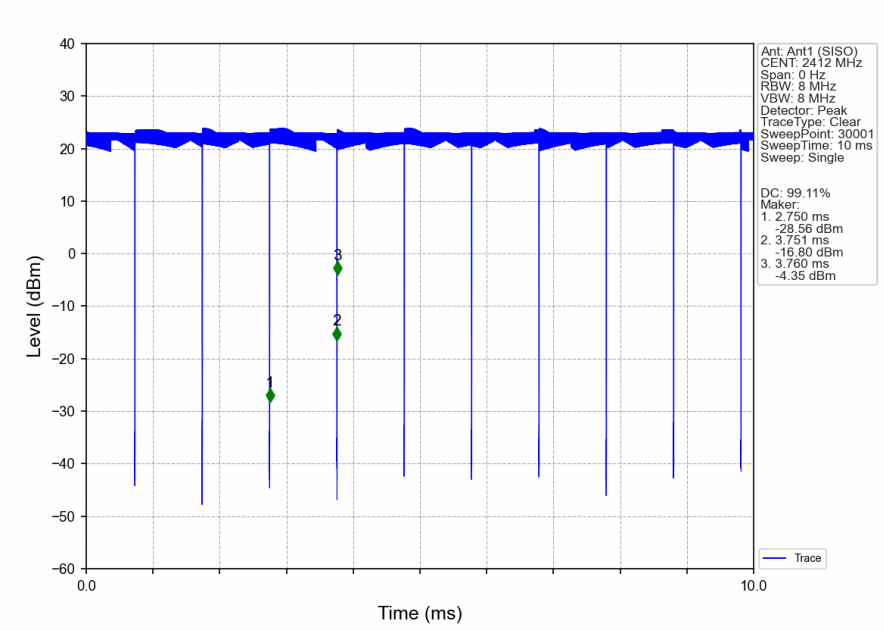

802.11b_MCH_2437MHz_Ant1 (SISO)_NTNV

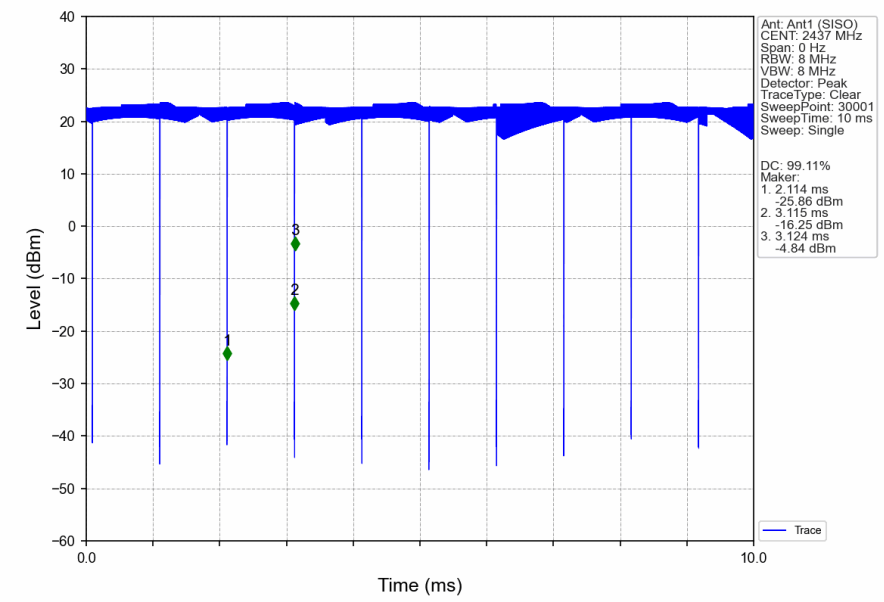

Unless otherwise agreed in writing, this document is issued by the Company subject to its General Conditions of Service printed overleaf, available on request or accessible at http://www.sgs.com/en/Terms-and-Conditions.aspx and, for electronic format documents, subject to Terms and Conditions for Electronic Documents at http://www.sgs.com/en/Terms-and-Conditions/Terms-e-Document.aspx. Attention is drawn to the limitation of liability, indemnification and jurisdiction issues defined therein. Any holder of this document is advised that information contained hereon reflects the Company's findings at the time of its intervention only and within the limits of Client's instructions, if any. The Company's sole responsibility is to its Client and this document does not exonerate parties to a transaction from exercising all their rights and obligations under the transaction documents. This document cannot be reproduced except in full, without prior written approval of the Company. Any unauthorized alteration, forgery or falsification of the content or appearance of this document is unlawful and offenders may be prosecuted to the fullest extent of the law. Unless otherwise stated the results shown in this test report refer only to the sample(s) tested and such sample(s) are retained for 30 days only.
Attention: To check the authenticity of testing /inspection report & certificate, please contact us at telephone: (86-755) 8307 1443, or email: CN.Doccheck@sgs.com
Fuyong lab. Xinlong TechnoPark, Fengtang Road, Fuyong Subdistrict, Bao'an, Shenzhen, China 518103 t (86–755) 88663988 f (86–755) 26710594 www.sgsgroup.com.cn
中国·深圳·宝安区福永街道凤塘大道鑫龙科技园福永实验室 邮编: 518103 t (86–755) 88663988 f (86–755) 26710594 sgs.china@sgs.com
Member of the SGS Group (SGS SA)

802.11b_HCH_2462MHz_Ant1 (SISO)_NTNV

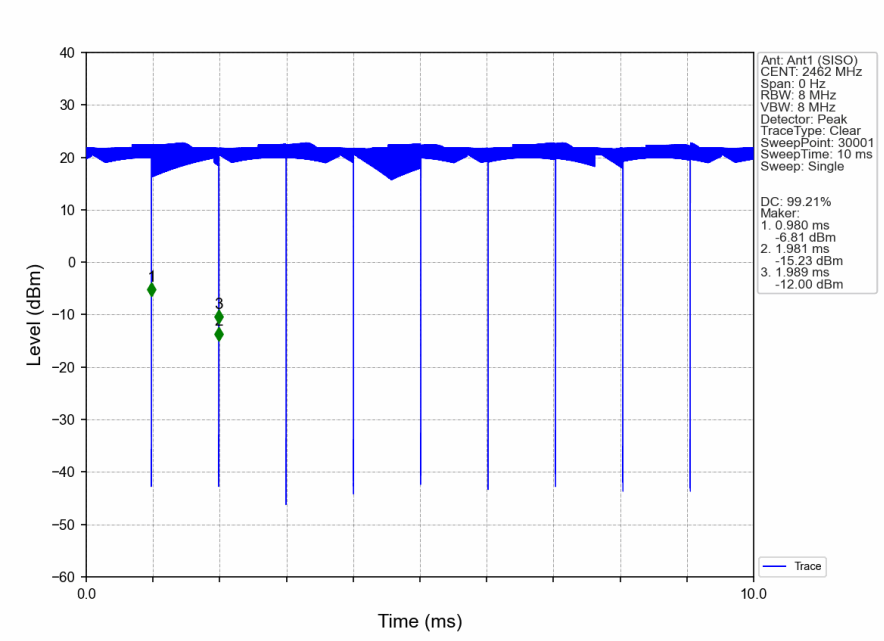

802.11g_LCH_2412MHz_Ant1 (SISO)_NTNV

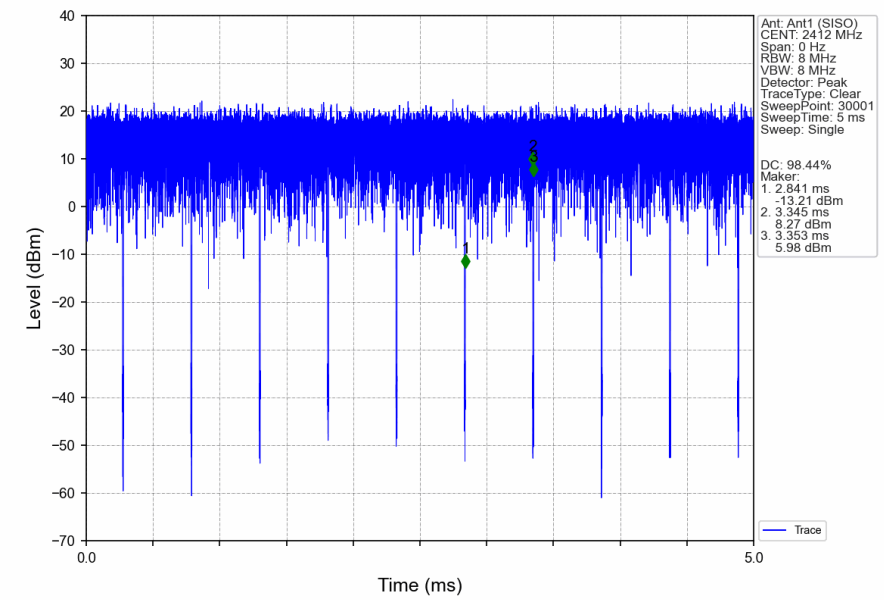

Unless otherwise agreed in writing, this document is issued by the Company subject to its General Conditions of Service printed overleaf, available on request or accessible at http://www.sgs.com/en/Terms-and-Conditions.aspx and, for electronic format documents, subject to Terms and Conditions for Electronic Documents at http://www.sgs.com/en/Terms-and-Conditions/Terms-e-Document.aspx. Attention is drawn to the limitation of liability, indemnification and jurisdiction issues defined therein. Any holder of this document is advised that information contained hereon reflects the Company's findings at the time of its intervention only and within the limits of Client's instructions, if any. The Company's sole responsibility is to its Client and this document does not exonerate parties to a transaction from exercising all their rights and obligations under the transaction documents. This document cannot be reproduced except in full, without prior written approval of the Company. Any unauthorized alteration, forgery or falsification of the content or appearance of this document is unlawful and offenders may be prosecuted to the fullest extent of the law. Unless otherwise stated the results shown in this test report refer only to the sample(s) tested and such sample(s) are retained for 30 days only.
Attention: To check the authenticity of testing /inspection report & certificate, please contact us at telephone: (86-755) 8307 1443, or email: CN.Doccheck@sgs.com
Fuyong lab. Xinlong TechnoPark, Fengtang Road, Fuyong Subdistrict, Bao'an, Shenzhen, China 518103 t (86–755) 88663988 f (86–755) 26710594 www.sgsgroup.com.cn
中国·深圳·宝安区福永街道凤塘大道鑫龙科技园福永实验室 邮编: 518103 t (86–755) 88663988 f (86–755) 26710594 sgs.china@sgs.com
Member of the SGS Group (SGS SA)

802.11g_MCH_2437MHz_Ant1 (SISO)_NTNV

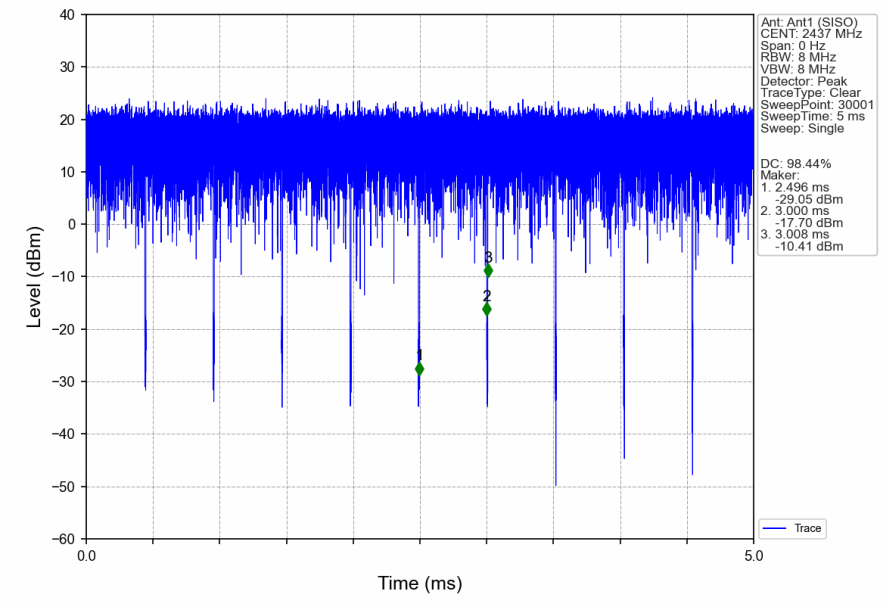

802.11g_HCH_2462MHz_Ant1 (SISO)_NTNV

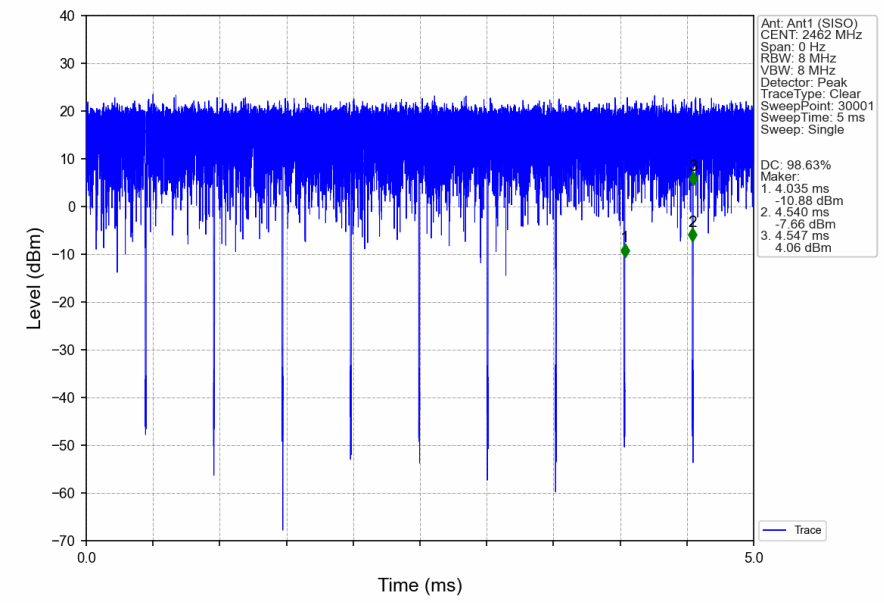

Unless otherwise agreed in writing, this document is issued by the Company subject to its General Conditions of Service printed overleaf, available on request or accessible at http://www.sgs.com/en/Terms-and-Conditions.aspx and, for electronic format documents, subject to Terms and Conditions for Electronic Documents at http://www.sgs.com/en/Terms-and-Conditions/Terms-e-Document.aspx. Attention is drawn to the limitation of liability, indemnification and jurisdiction issues defined therein. Any holder of this document is advised that information contained hereon reflects the Company's findings at the time of its intervention only and within the limits of Client's instructions, if any. The Company's sole responsibility is to its Client and this document does not exonerate parties to a transaction from exercising all their rights and obligations under the transaction documents. This document cannot be reproduced except in full, without prior written approval of the Company. Any unauthorized alteration, forgery or falsification of the content or appearance of this document is unlawful and offenders may be prosecuted to the fullest extent of the law. Unless otherwise stated the results shown in this test report refer only to the sample(s) tested and such sample(s) are retained for 30 days only.
Attention: To check the authenticity of testing /inspection report & certificate, please contact us at telephone: (86-755) 8307 1443, or email: CN.Doccheck@sgs.com
Fuyong lab. Xinlong TechnoPark, Fengtang Road, Fuyong Subdistrict, Bao'an, Shenzhen, China 518103 t (86–755) 88663988 f (86–755) 26710594 www.sgsgroup.com.cn
中国·深圳·宝安区福永街道凤塘大道鑫龙科技园福永实验室 邮编: 518103 t (86–755) 88663988 f (86–755) 26710594 sgs.china@sgs.com
Member of the SGS Group (SGS SA)

802.11n(HT20)_LCH_2412MHz_Ant1 (SISO)_NTNV

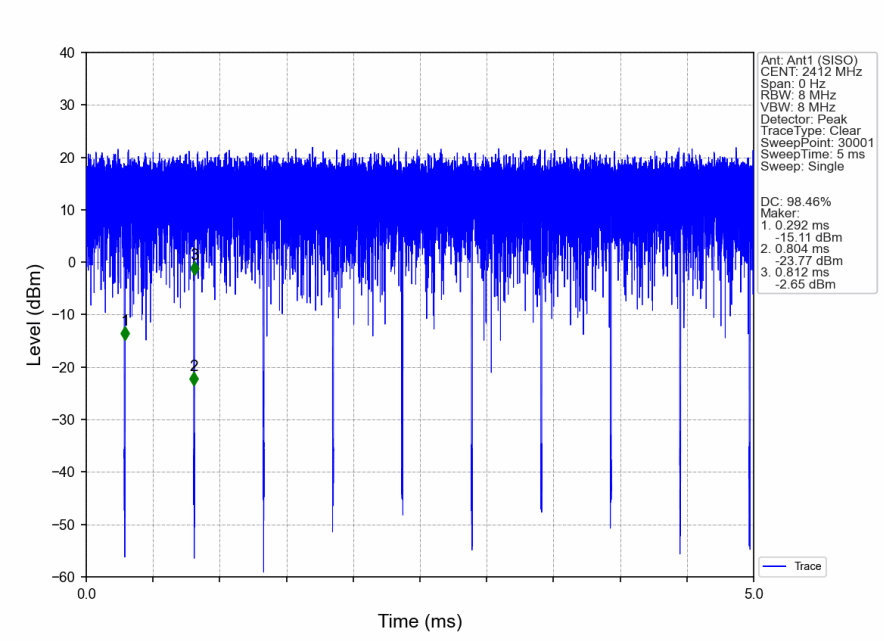

802.11n(HT20)_MCH_2437MHz_Ant1 (SISO)_NTNV

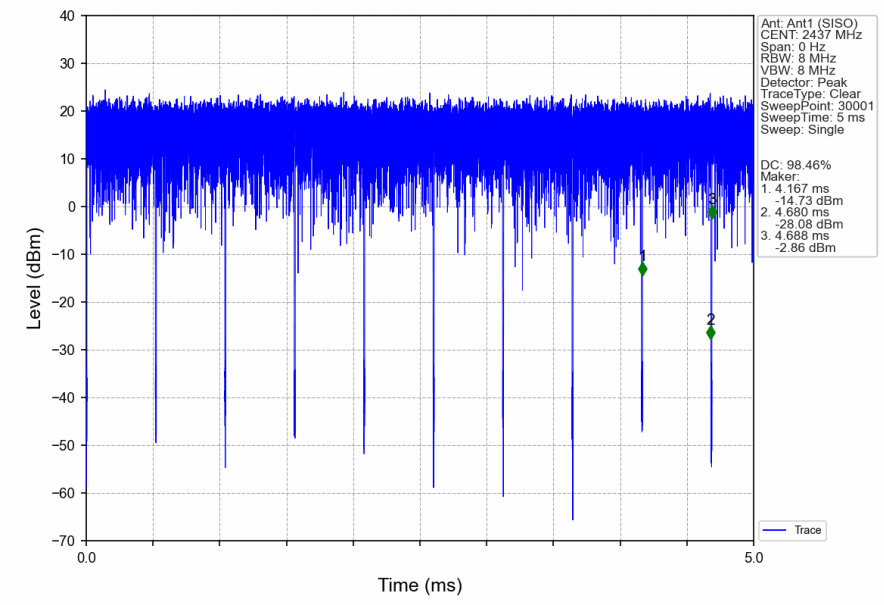

Unless otherwise agreed in writing, this document is issued by the Company subject to its General Conditions of Service printed overleaf, available on request or accessible at http://www.sgs.com/en/Terms-and-Conditions.aspx and, for electronic format documents, subject to Terms and Conditions for Electronic Documents at http://www.sgs.com/en/Terms-and-Conditions/Terms-e-Document.aspx. Attention is drawn to the limitation of liability, indemnification and jurisdiction issues defined therein. Any holder of this document is advised that information contained hereon reflects the Company's findings at the time of its intervention only and within the limits of Client's instructions, if any. The Company's sole responsibility is to its Client and this document does not exonerate parties to a transaction from exercising all their rights and obligations under the transaction documents. This document cannot be reproduced except in full, without prior written approval of the Company. Any unauthorized alteration, forgery or falsification of the content or appearance of this document is unlawful and offenders may be prosecuted to the fullest extent of the law. Unless otherwise stated the results shown in this test report refer only to the sample(s) tested and such sample(s) are retained for 30 days only.
Attention: To check the authenticity of testing /inspection report & certificate, please contact us at telephone: (86-755) 8307 1443, or email: CN.Doccheck@sgs.com

Fuyong lab. Xinlong TechnoPark, Fengtang Road, Fuyong Subdistrict, Bao'an, Shenzhen, China 518103 t (86–755) 88663988 f (86–755) 26710594 www.sgsgroup.com.cn
中国・深圳・宝安区福永街道凤塘大道鑫龙科技园福永实验室 邮编: 518103 t (86–755) 88663988 f (86–755) 26710594 sgs.china@sgs.com

802.11n(HT20)_HCH_2462MHz_Ant1 (SISO)_NTNV

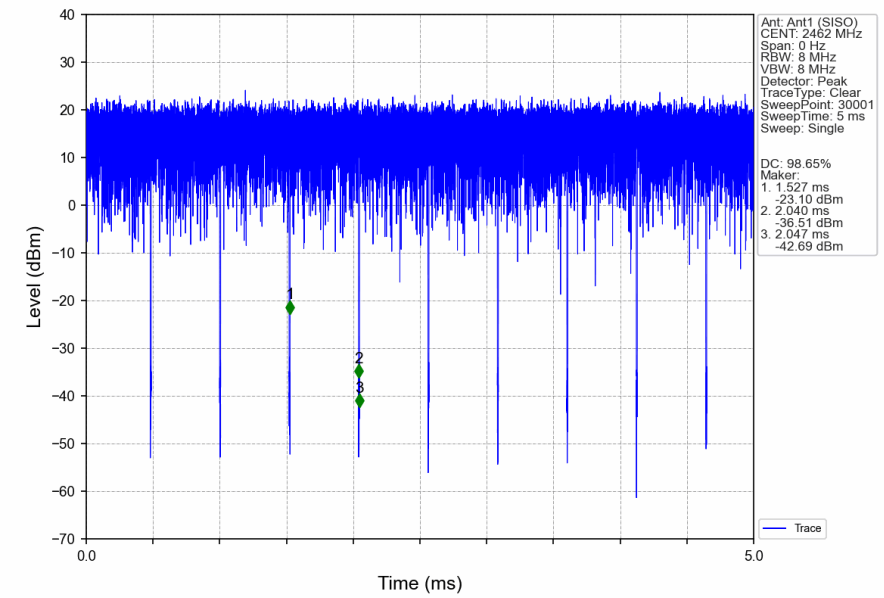

802.11ax(HEW20)_LCH_2412MHz_SU_ / _Ant1 (SISO)_NTNV

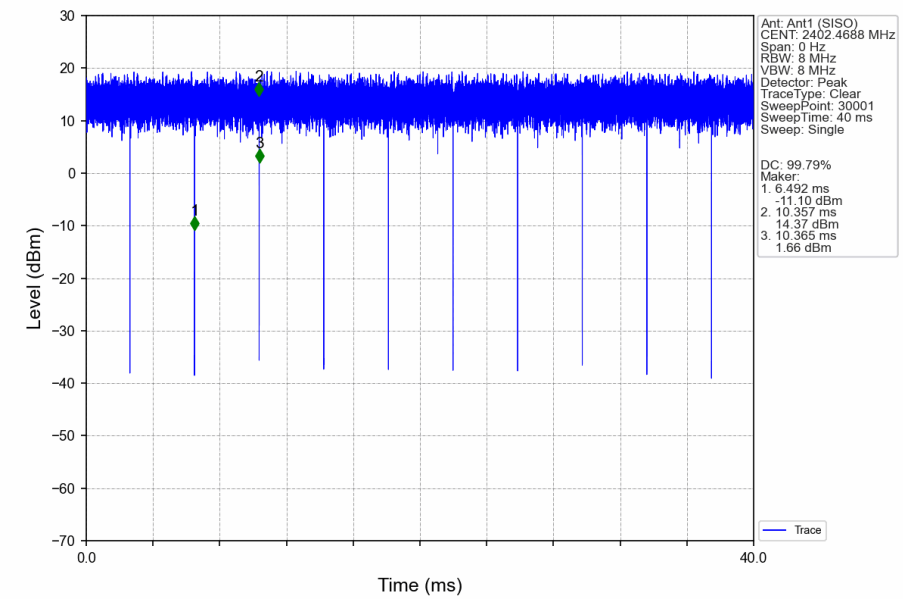

Unless otherwise agreed in writing, this document is issued by the Company subject to its General Conditions of Service printed overleaf, available on request or accessible at http://www.sgs.com/en/Terms-and-Conditions.aspx and, for electronic format documents, subject to Terms and Conditions for Electronic Documents at http://www.sgs.com/en/Terms-and-Conditions/Terms-e-Document.aspx. Attention is drawn to the limitation of liability, indemnification and jurisdiction issues defined therein. Any holder of this document is advised that information contained hereon reflects the Company's findings at the time of its intervention only and within the limits of Client's instructions, if any. The Company's sole responsibility is to its Client and this document does not exonerate parties to a transaction from exercising all their rights and obligations under the transaction documents. This document cannot be reproduced except in full, without prior written approval of the Company. Any unauthorized alteration, forgery or falsification of the content or appearance of this document is unlawful and offenders may be prosecuted to the fullest extent of the law. Unless otherwise stated the results shown in this test report refer only to the sample(s) tested and such sample(s) are retained for 30 days only.
Attention: To check the authenticity of testing /inspection report & certificate, please contact us at telephone: (86-755) 8307 1443, or email: CN.Doccheck@sgs.com
Fuyong lab. Xinlong TechnoPark, Fengtang Road, Fuyong Subdistrict, Bao'an, Shenzhen, China 518103 t (86–755) 88663988 f (86–755) 26710594 www.sgsgroup.com.cn
中国·深圳·宝安区福永街道凤塘大道鑫龙科技园福永实验室 邮编: 518103 t (86–755) 88663988 f (86–755) 26710594 sgs.china@sgs.com
Member of the SGS Group (SGS SA)

802.11ax(HEW20)_MCH_2437MHz_SU_ / _Ant1 (SISO)_NTNV

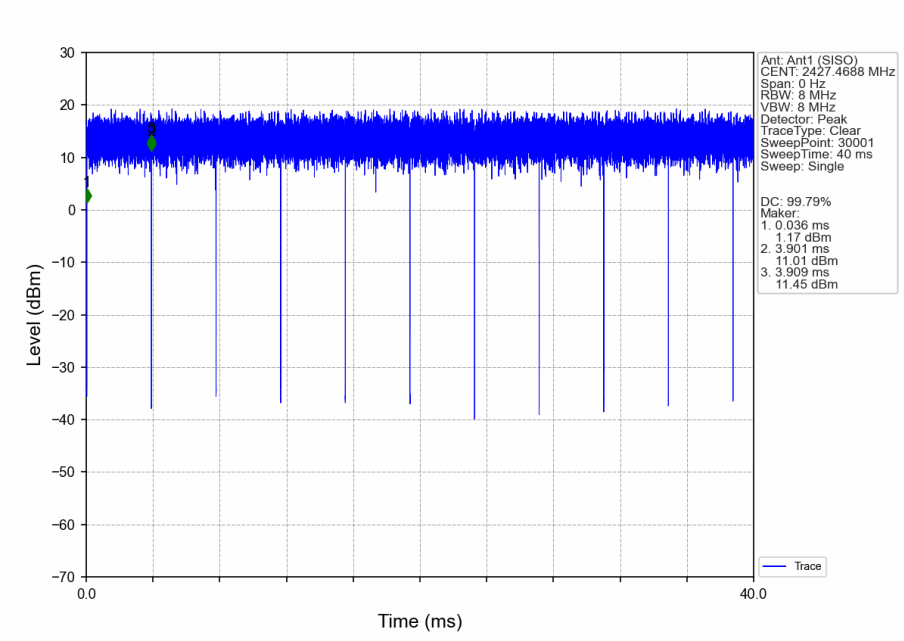

802.11ax(HEW20)_HCH_2462MHz_SU_ / _Ant1 (SISO)_NTNV

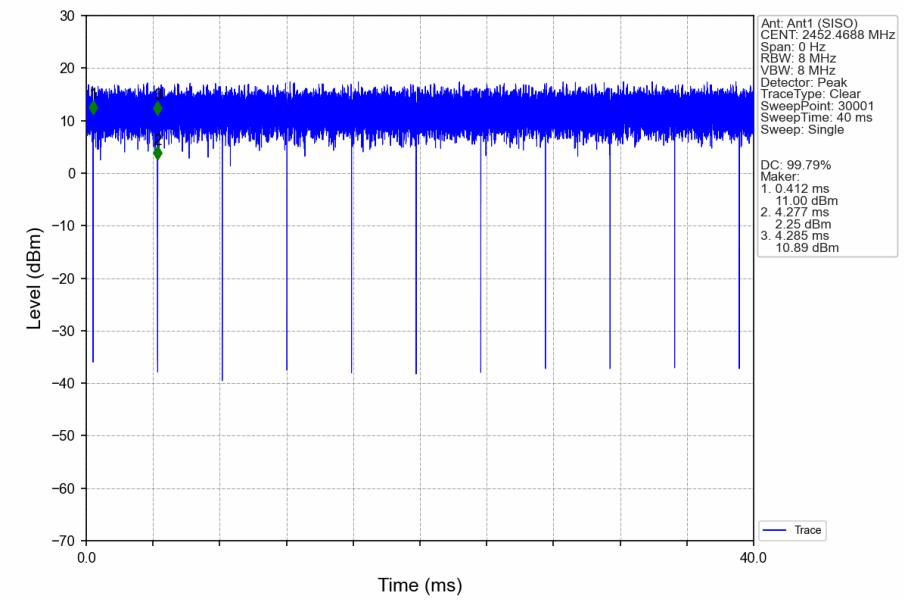

Unless otherwise agreed in writing, this document is issued by the Company subject to its General Conditions of Service printed overleaf, available on request or accessible at http://www.sgs.com/en/Terms-and-Conditions.aspx and, for electronic format documents, subject to Terms and Conditions for Electronic Documents at http://www.sgs.com/en/Terms-and-Conditions/Terms-e-Document.aspx. Attention is drawn to the limitation of liability, indemnification and jurisdiction issues defined therein. Any holder of this document is advised that information contained hereon reflects the Company's findings at the time of its intervention only and within the limits of Client's instructions, if any. The Company's sole responsibility is to its Client and this document does not exonerate parties to a transaction from exercising all their rights and obligations under the transaction documents. This document cannot be reproduced except in full, without prior written approval of the Company. Any unauthorized alteration, forgery or falsification of the content or appearance of this document is unlawful and offenders may be prosecuted to the fullest extent of the law. Unless otherwise stated the results shown in this test report refer only to the sample(s) tested and such sample(s) are retained for 30 days only.
Attention: To check the authenticity of testing /inspection report & certificate, please contact us at telephone: (86-755) 8307 1443, or email: CN.Doccheck@sgs.com
Fuyong lab. Xinlong TechnoPark, Fengtang Road, Fuyong Subdistrict, Bao'an, Shenzhen, China 518103 t (86–755) 88663988 f (86–755) 26710594 www.sgsgroup.com.cn
中国·深圳·宝安区福永街道凤塘大道鑫龙科技园福永实验室 邮编: 518103 t (86–755) 88663988 f (86–755) 26710594 sgs.china@sgs.com
Member of the SGS Group (SGS SA)

2. Bandwidth

2.1 Test Result

2.1.1 OBW

Mode	TX Type	Frequency (MHz)	RU	RU Pos	ANT	99% Occupied Bandwidth (MHz)		Verdict
						Result	Limit	
802.11b	SISO	2412	/	/	1	13.766	/	Pass
		2437	/	/	1	13.736	/	Pass
		2462	/	/	1	13.491	/	Pass
802.11g	SISO	2412	/	/	1	17.171	/	Pass
		2437	/	/	1	16.909	/	Pass
		2462	/	/	1	16.670	/	Pass
802.11n (HT20)	SISO	2412	/	/	1	17.533	/	Pass
		2437	/	/	1	17.504	/	Pass
		2462	/	/	1	17.495	/	Pass
802.11ax (HEW20)	SISO	2412	SU	/	1	18.946	/	Pass
		2437	SU	/	1	19.028	/	Pass
		2462	SU	/	1	18.911	/	Pass

2.1.2 6dB BW

Mode	TX Type	Frequency (MHz)	RU	RU Pos	ANT	6dB Bandwidth (MHz)		Verdict
						Result	Limit	
802.11b	SISO	2412	/	/	1	9.623	>=0.5	Pass
		2437	/	/	1	9.631	>=0.5	Pass
		2462	/	/	1	9.222	>=0.5	Pass
802.11g	SISO	2412	/	/	1	16.347	>=0.5	Pass
		2437	/	/	1	16.367	>=0.5	Pass
		2462	/	/	1	16.329	>=0.5	Pass
802.11n (HT20)	SISO	2412	/	/	1	17.457	>=0.5	Pass
		2437	/	/	1	17.440	>=0.5	Pass
		2462	/	/	1	17.395	>=0.5	Pass
802.11ax (HEW20)	SISO	2412	SU	/	1	19.062	>=0.5	Pass
		2437	SU	/	1	19.022	>=0.5	Pass
		2462	SU	/	1	19.046	>=0.5	Pass

Unless otherwise agreed in writing, this document is issued by the Company subject to its General Conditions of Service printed overleaf, available on request or accessible at http://www.sgs.com/en/Terms-and-Conditions.aspx and, for electronic format documents, subject to Terms and Conditions for Electronic Documents at http://www.sgs.com/en/Terms-and-Conditions/Terms-e-Document.aspx. Attention is drawn to the limitation of liability, indemnification and jurisdiction issues defined therein. Any holder of this document is advised that information contained hereon reflects the Company's findings at the time of its intervention only and within the limits of Client's instructions, if any. The Company's sole responsibility is to its Client and this document does not exonerate parties to a transaction from exercising all their rights and obligations under the transaction documents. This document cannot be reproduced except in full, without prior written approval of the Company. Any unauthorized alteration, forgery or falsification of the content or appearance of this document is unlawful and offenders may be prosecuted to the fullest extent of the law. Unless otherwise stated the results shown in this test report refer only to the sample(s) tested and such sample(s) are retained for 30 days only.
Attention: To check the authenticity of testing /inspection report & certificate, please contact us at telephone: (86-755) 8307 1443, or email: CN.Doccheck@sgs.com
Fuyong lab. Xinlong TechnoPark, Fengtang Road, Fuyong Subdistrict, Bao'an, Shenzhen, China 518103 t (86–755) 88663988 f (86–755) 26710594 www.sgsgroup.com.cn
中国・深圳・宝安区福永街道凤塘大道鑫龙科技园福永实验室 邮编: 518103 t (86–755) 88663988 f (86–755) 26710594 sgs.china@sgs.com
Member of the SGS Group (SGS SA)

2.2 Test Graph

2.2.1 OBW

802.11b_LCH_2412MHz_Ant1 (SISO)_NTNV

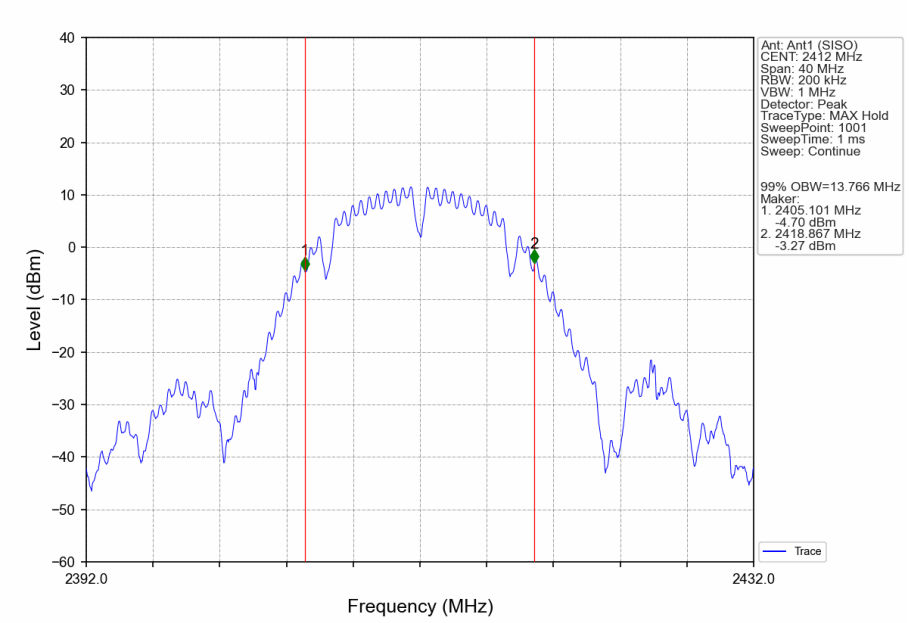

802.11b_MCH_2437MHz_Ant1 (SISO)_NTNV

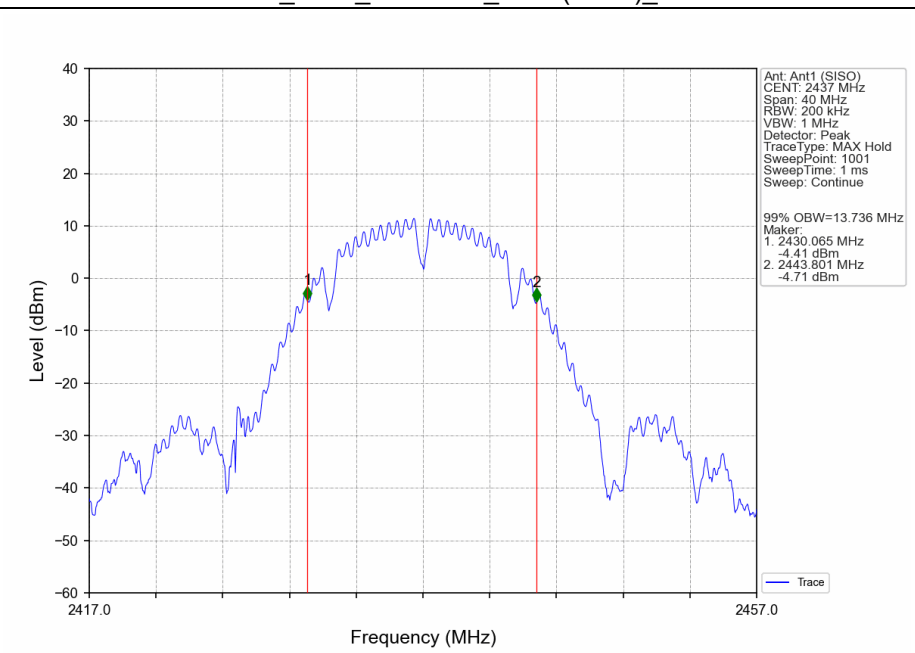

Unless otherwise agreed in writing, this document is issued by the Company subject to its General Conditions of Service printed overleaf, available on request or accessible at http://www.sgs.com/en/Terms-and-Conditions.aspx and, for electronic format documents, subject to Terms and Conditions for Electronic Documents at http://www.sgs.com/en/Terms-and-Conditions/Terms-e-Document.aspx. Attention is drawn to the limitation of liability, indemnification and jurisdiction issues defined therein. Any holder of this document is advised that information contained hereon reflects the Company's findings at the time of its intervention only and within the limits of Client's instructions, if any. The Company's sole responsibility is to its Client and this document does not exonerate parties to a transaction from exercising all their rights and obligations under the transaction documents. This document cannot be reproduced except in full, without prior written approval of the Company. Any unauthorized alteration, forgery or falsification of the content or appearance of this document is unlawful and offenders may be prosecuted to the fullest extent of the law. Unless otherwise stated the results shown in this test report refer only to the sample(s) tested and such sample(s) are retained for 30 days only.
Attention: To check the authenticity of testing /inspection report & certificate, please contact us at telephone: (86-755) 8307 1443, or email: CN.Doccheck@sgs.com
Fuyong lab. Xinlong TechnoPark, Fengtang Road, Fuyong Subdistrict, Bao'an, Shenzhen, China 518103 t (86–755) 88663988 f (86–755) 26710594 www.sgsgroup.com.cn
中国·深圳·宝安区福永街道凤塘大道鑫龙科技园福永实验室 邮编: 518103 t (86–755) 88663988 f (86–755) 26710594 sgs.china@sgs.com
Member of the SGS Group (SGS SA)

802.11b_HCH_2462MHz_Ant1 (SISO)_NTNV

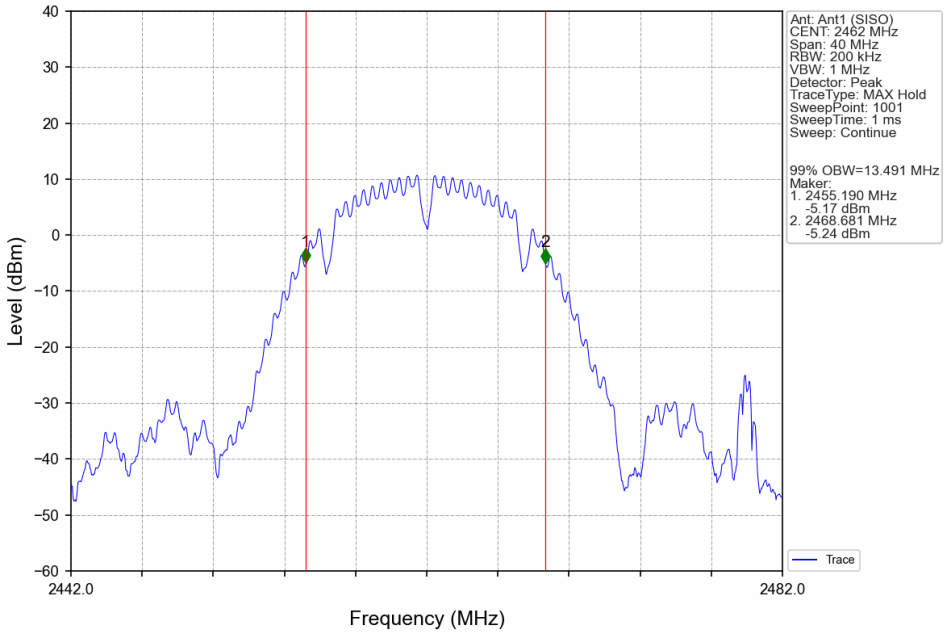

802.11g_LCH_2412MHz_Ant1 (SISO)_NTNV

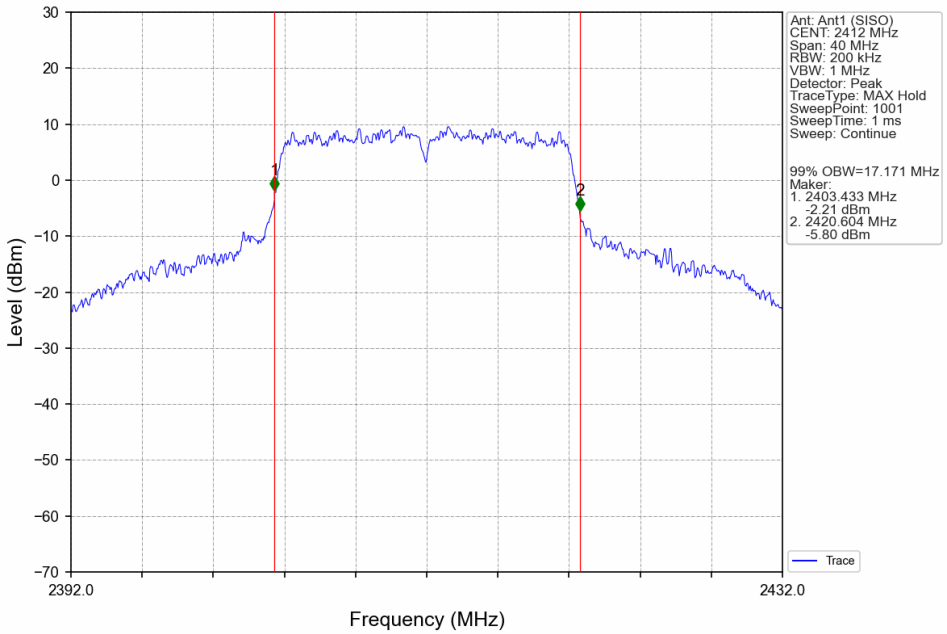

Unless otherwise agreed in writing, this document is issued by the Company subject to its General Conditions of Service printed overleaf, available on request or accessible at http://www.sgs.com/en/Terms-and-Conditions.aspx and, for electronic format documents, subject to Terms and Conditions for Electronic Documents at http://www.sgs.com/en/Terms-and-Conditions/Terms-e-Document.aspx. Attention is drawn to the limitation of liability, indemnification and jurisdiction issues defined therein. Any holder of this document is advised that information contained hereon reflects the Company's findings at the time of its intervention only and within the limits of Client's instructions, if any. The Company's sole responsibility is to its Client and this document does not exonerate parties to a transaction from exercising all their rights and obligations under the transaction documents. This document cannot be reproduced except in full, without prior written approval of the Company. Any unauthorized alteration, forgery or falsification of the content or appearance of this document is unlawful and offenders may be prosecuted to the fullest extent of the law. Unless otherwise stated the results shown in this test report refer only to the sample(s) tested and such sample(s) are retained for 30 days only.
Attention: To check the authenticity of testing /inspection report & certificate, please contact us at telephone: (86-755) 8307 1443, or email: CN.Doccheck@sgs.com
Fuyong lab. Xinlong TechnoPark, Fengtang Road, Fuyong Subdistrict, Bao'an, Shenzhen, China 518103 t (86–755) 88663988 f (86–755) 26710594 www.sgsgroup.com.cn
中国·深圳·宝安区福永街道凤塘大道鑫龙科技园福永实验室 邮编: 518103 t (86–755) 88663988 f (86–755) 26710594 sgs.china@sgs.com
Member of the SGS Group (SGS SA)

802.11g_MCH_2437MHz_Ant1 (SISO)_NTNV

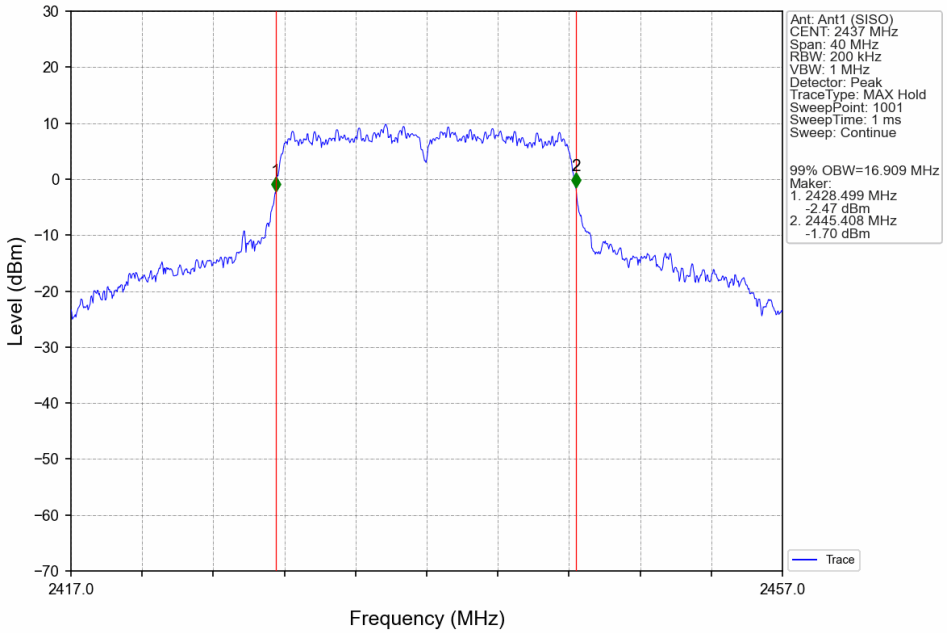

802.11g_HCH_2462MHz_Ant1 (SISO)_NTNV

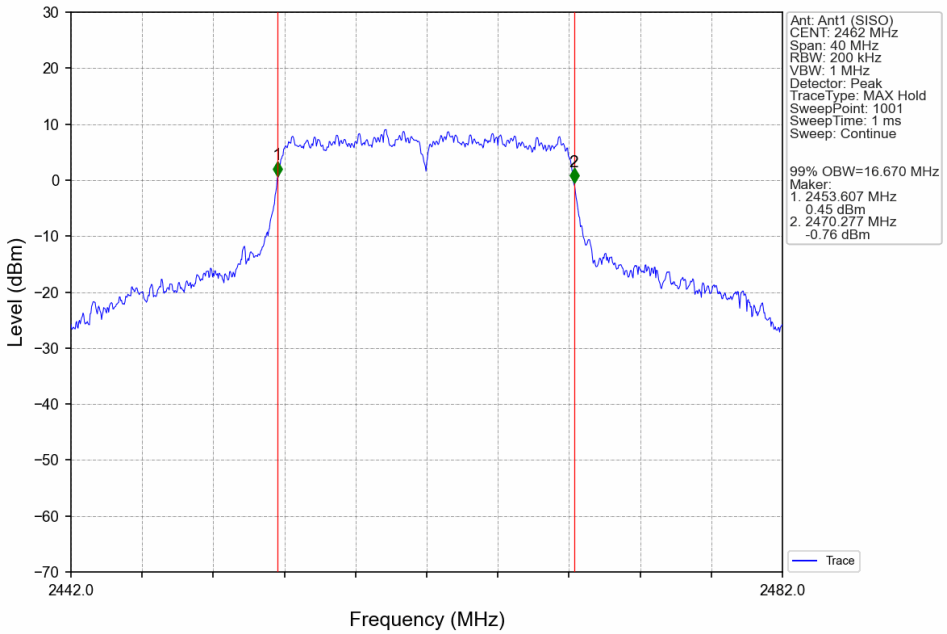

Unless otherwise agreed in writing, this document is issued by the Company subject to its General Conditions of Service printed overleaf, available on request or accessible at http://www.sgs.com/en/Terms-and-Conditions.aspx and, for electronic format documents, subject to Terms and Conditions for Electronic Documents at http://www.sgs.com/en/Terms-and-Conditions/Terms-e-Document.aspx. Attention is drawn to the limitation of liability, indemnification and jurisdiction issues defined therein. Any holder of this document is advised that information contained hereon reflects the Company's findings at the time of its intervention only and within the limits of Client's instructions, if any. The Company's sole responsibility is to its Client and this document does not exonerate parties to a transaction from exercising all their rights and obligations under the transaction documents. This document cannot be reproduced except in full, without prior written approval of the Company. Any unauthorized alteration, forgery or falsification of the content or appearance of this document is unlawful and offenders may be prosecuted to the fullest extent of the law. Unless otherwise stated the results shown in this test report refer only to the sample(s) tested and such sample(s) are retained for 30 days only.
Attention: To check the authenticity of testing /inspection report & certificate, please contact us at telephone: (86-755) 8307 1443, or email: CN.Doccheck@sgs.com
Fuyong lab. Xinlong TechnoPark, Fengtang Road, Fuyong Subdistrict, Bao'an, Shenzhen, China 518103 t (86–755) 88663988 f (86–755) 26710594 www.sgsgroup.com.cn
中国·深圳·宝安区福永街道凤塘大道鑫龙科技园福永实验室 邮编: 518103 t (86–755) 88663988 f (86–755) 26710594 sgs.china@sgs.com
Member of the SGS Group (SGS SA)

802.11n(HT20)_LCH_2412MHz_Ant1 (SISO)_NTNV

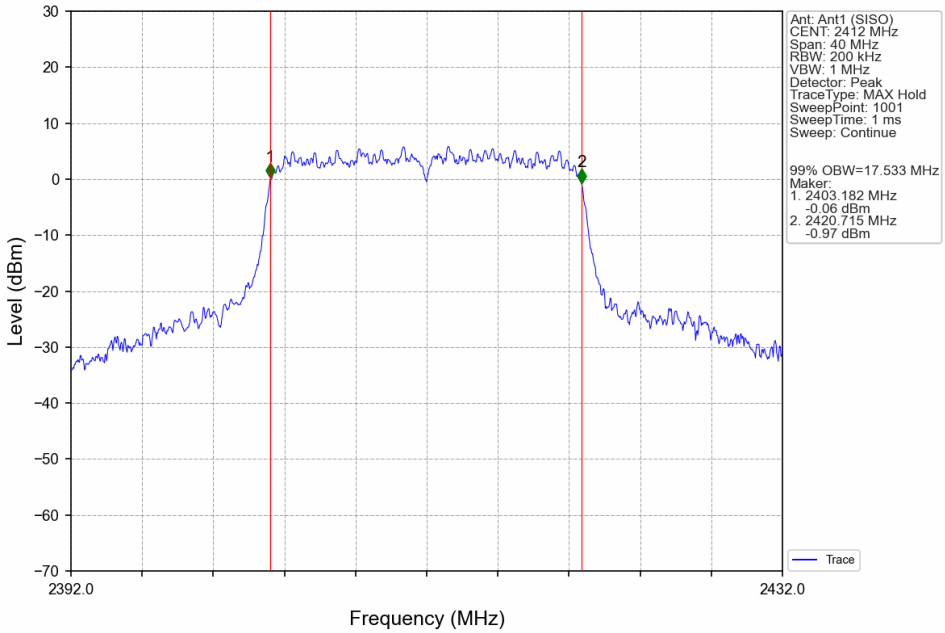

802.11n(HT20)_MCH_2437MHz_Ant1 (SISO)_NTNV

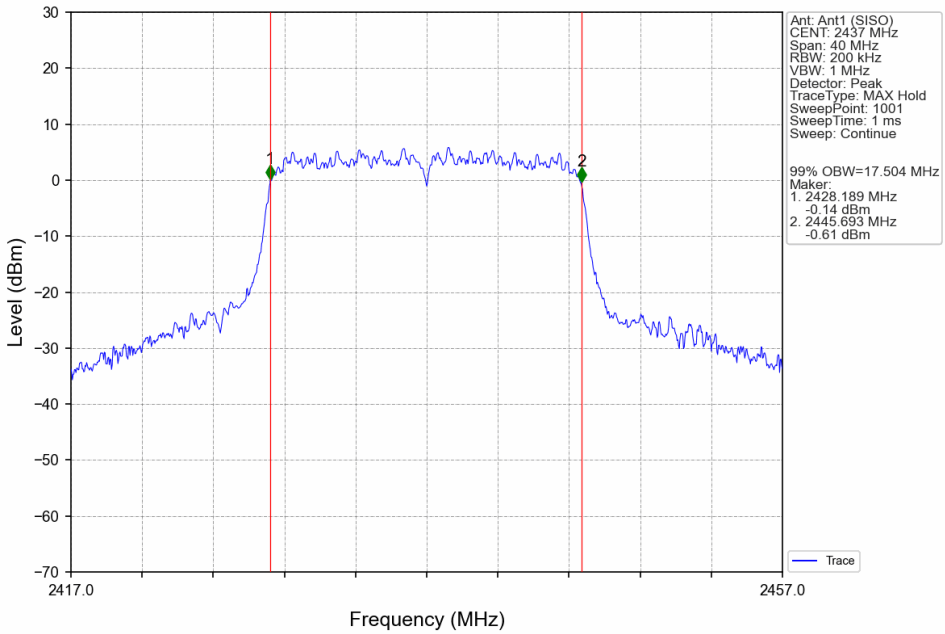

Unless otherwise agreed in writing, this document is issued by the Company subject to its General Conditions of Service printed overleaf, available on request or accessible at http://www.sgs.com/en/Terms-and-Conditions.aspx and, for electronic format documents, subject to Terms and Conditions for Electronic Documents at http://www.sgs.com/en/Terms-and-Conditions/Terms-e-Document.aspx. Attention is drawn to the limitation of liability, indemnification and jurisdiction issues defined therein. Any holder of this document is advised that information contained hereon reflects the Company's findings at the time of its intervention only and within the limits of Client's instructions, if any. The Company's sole responsibility is to its Client and this document does not exonerate parties to a transaction from exercising all their rights and obligations under the transaction documents. This document cannot be reproduced except in full, without prior written approval of the Company. Any unauthorized alteration, forgery or falsification of the content or appearance of this document is unlawful and offenders may be prosecuted to the fullest extent of the law. Unless otherwise stated the results shown in this test report refer only to the sample(s) tested and such sample(s) are retained for 30 days only.
Attention: To check the authenticity of testing /inspection report & certificate, please contact us at telephone: (86-755) 8307 1443, or email: CN.Doccheck@sgs.com
Fuyong lab. Xinlong TechnoPark, Fengtang Road, Fuyong Subdistrict, Bao'an, Shenzhen, China 518103 t (86–755) 88663988 f (86–755) 26710594 www.sgsgroup.com.cn
中国·深圳·宝安区福永街道凤塘大道鑫龙科技园福永实验室 邮编: 518103 t (86–755) 88663988 f (86–755) 26710594 sgs.china@sgs.com
Member of the SGS Group (SGS SA)

802.11n(HT20)_HCH_2462MHz_Ant1 (SISO)_NTNV

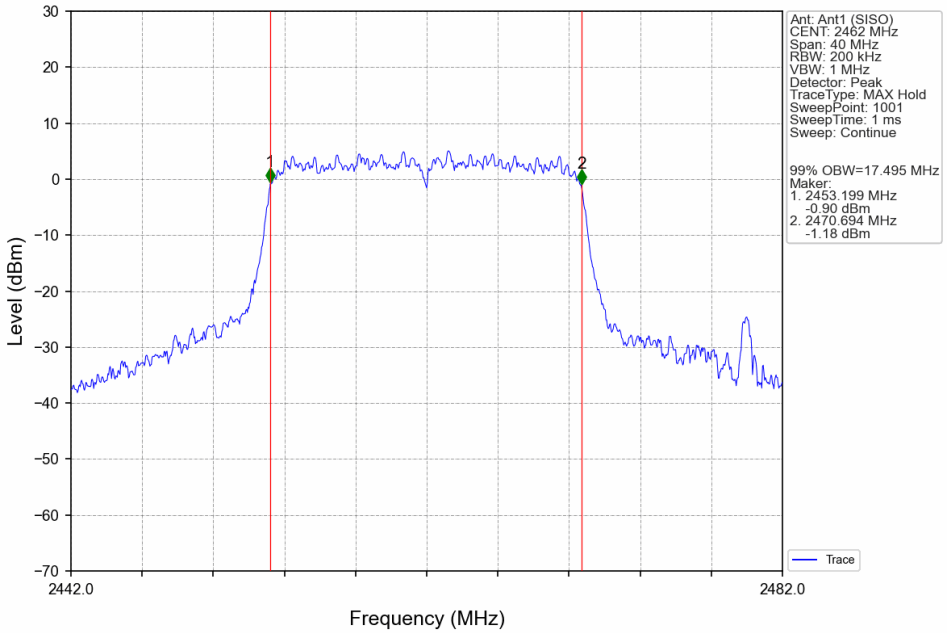

802.11ax(HEW20)_LCH_2412MHz_SU_ / _Ant1 (SISO)_NTNV

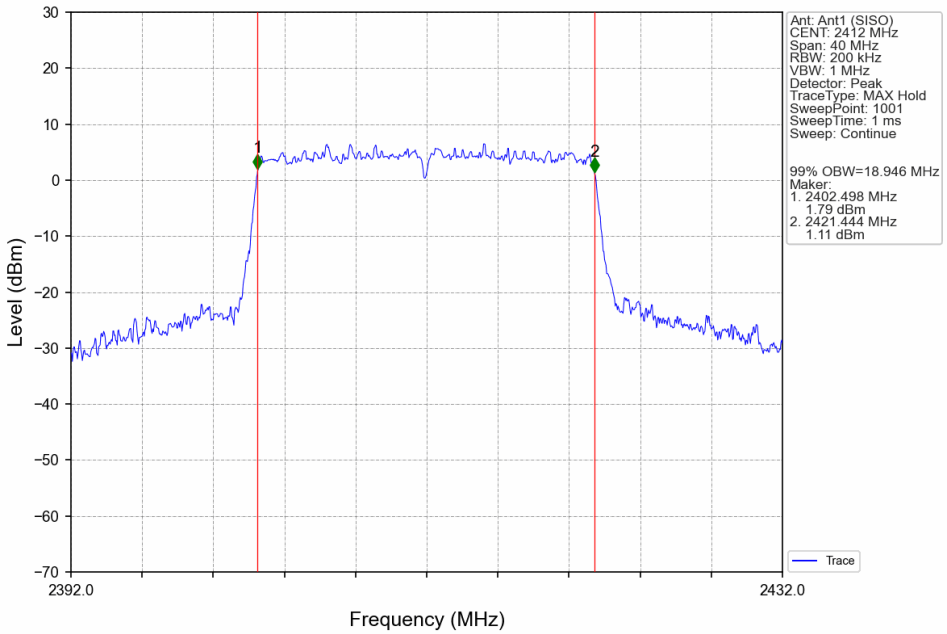

Unless otherwise agreed in writing, this document is issued by the Company subject to its General Conditions of Service printed overleaf, available on request or accessible at http://www.sgs.com/en/Terms-and-Conditions.aspx and, for electronic format documents, subject to Terms and Conditions for Electronic Documents at http://www.sgs.com/en/Terms-and-Conditions/Terms-e-Document.aspx. Attention is drawn to the limitation of liability, indemnification and jurisdiction issues defined therein. Any holder of this document is advised that information contained hereon reflects the Company's findings at the time of its intervention only and within the limits of Client's instructions, if any. The Company's sole responsibility is to its Client and this document does not exonerate parties to a transaction from exercising all their rights and obligations under the transaction documents. This document cannot be reproduced except in full, without prior written approval of the Company. Any unauthorized alteration, forgery or falsification of the content or appearance of this document is unlawful and offenders may be prosecuted to the fullest extent of the law. Unless otherwise stated the results shown in this test report refer only to the sample(s) tested and such sample(s) are retained for 30 days only.
Attention: To check the authenticity of testing /inspection report & certificate, please contact us at telephone: (86-755) 8307 1443, or email: CN.Doccheck@sgs.com
Fuyong lab. Xinlong TechnoPark, Fengtang Road, Fuyong Subdistrict, Bao'an, Shenzhen, China 518103 t (86–755) 88663988 f (86–755) 26710594 www.sgsgroup.com.cn
中国·深圳·宝安区福永街道凤塘大道鑫龙科技园福永实验室 邮编: 518103 t (86–755) 88663988 f (86–755) 26710594 sgs.china@sgs.com
Member of the SGS Group (SGS SA)

802.11ax(HEW20)_MCH_2437MHz_SU_ / _Ant1 (SISO)_NTNV

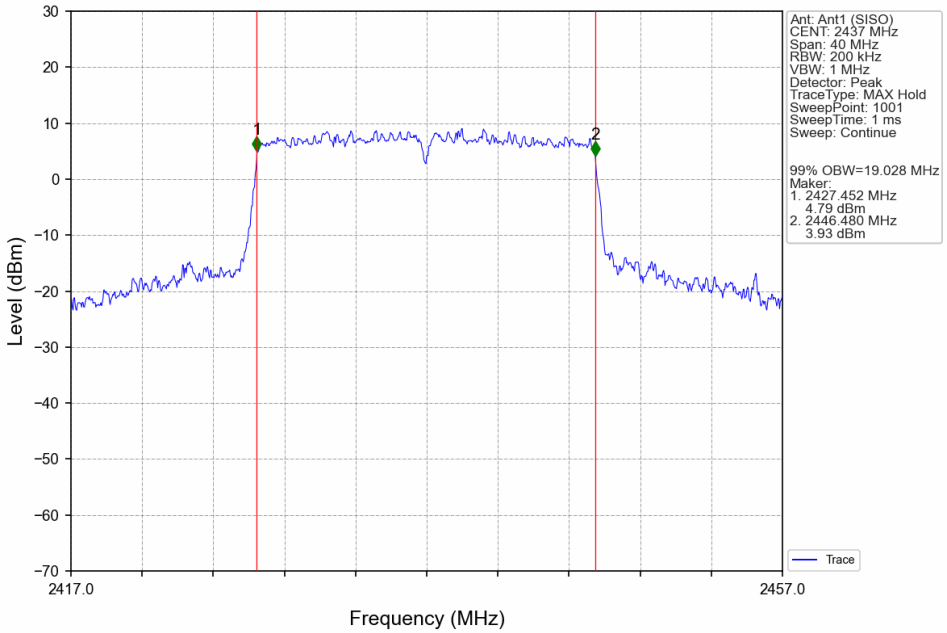

802.11ax(HEW20)_HCH_2462MHz_SU_ / _Ant1 (SISO)_NTNV

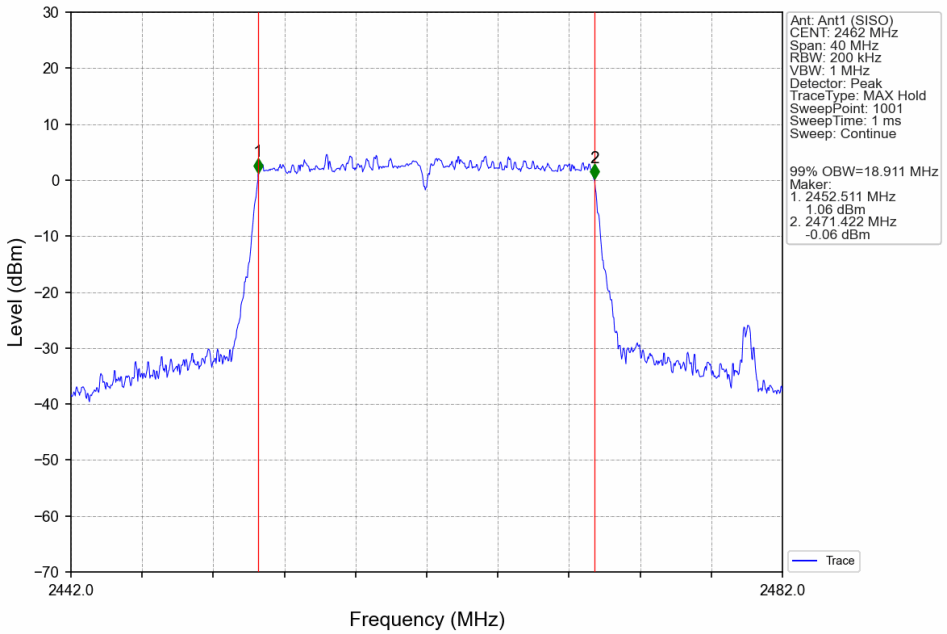

Unless otherwise agreed in writing, this document is issued by the Company subject to its General Conditions of Service printed overleaf, available on request or accessible at http://www.sgs.com/en/Terms-and-Conditions.aspx and, for electronic format documents, subject to Terms and Conditions for Electronic Documents at http://www.sgs.com/en/Terms-and-Conditions/Terms-e-Document.aspx. Attention is drawn to the limitation of liability, indemnification and jurisdiction issues defined therein. Any holder of this document is advised that information contained hereon reflects the Company's findings at the time of its intervention only and within the limits of Client's instructions, if any. The Company's sole responsibility is to its Client and this document does not exonerate parties to a transaction from exercising all their rights and obligations under the transaction documents. This document cannot be reproduced except in full, without prior written approval of the Company. Any unauthorized alteration, forgery or falsification of the content or appearance of this document is unlawful and offenders may be prosecuted to the fullest extent of the law. Unless otherwise stated the results shown in this test report refer only to the sample(s) tested and such sample(s) are retained for 30 days only.
Attention: To check the authenticity of testing /inspection report & certificate, please contact us at telephone: (86-755) 8307 1443, or email: CN.Doccheck@sgs.com
Fuyong lab. Xinlong TechnoPark, Fengtang Road, Fuyong Subdistrict, Bao'an, Shenzhen, China 518103 t (86–755) 88663988 f (86–755) 26710594 www.sgsgroup.com.cn
中国・深圳・宝安区福永街道凤塘大道鑫龙科技园福永实验室 邮编: 518103 t (86–755) 88663988 f (86–755) 26710594 sgs.china@sgs.com
Member of the SGS Group (SGS SA)

1.2.2 6dB BW

802.11b_LCH_2412MHz_Ant1 (SISO)_NTNV

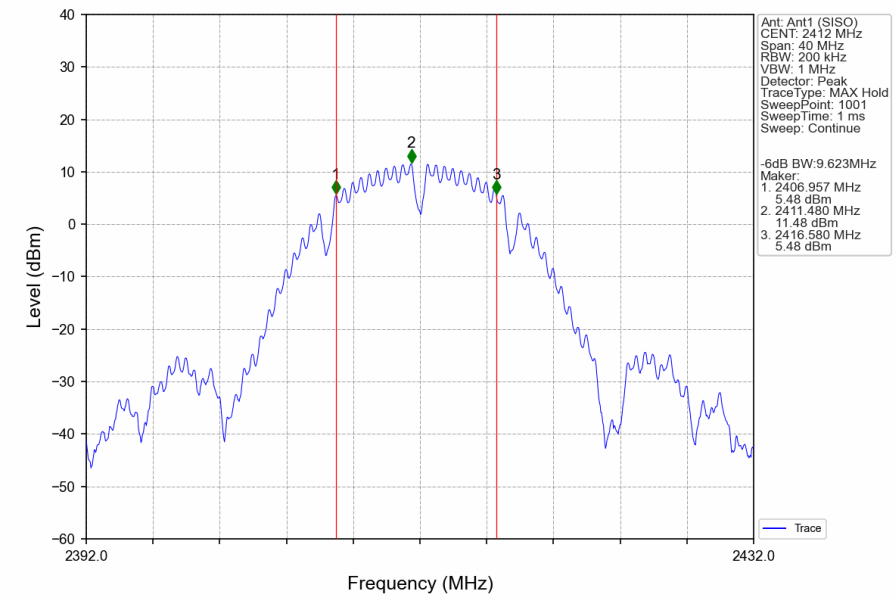

802.11b_MCH_2437MHz_Ant1 (SISO)_NTNV

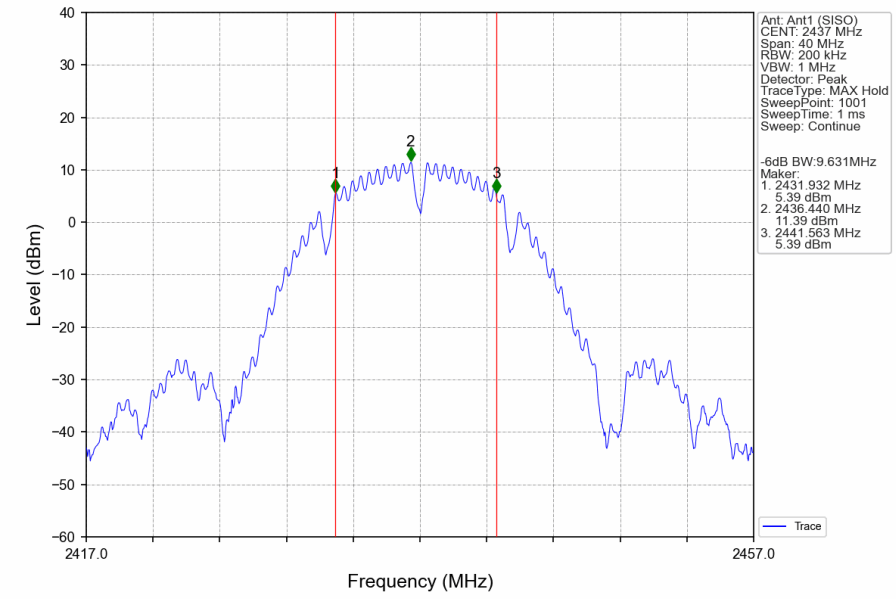

Unless otherwise agreed in writing, this document is issued by the Company subject to its General Conditions of Service printed overleaf, available on request or accessible at http://www.sgs.com/en/Terms-and-Conditions.aspx and, for electronic format documents, subject to Terms and Conditions for Electronic Documents at http://www.sgs.com/en/Terms-and-Conditions/Terms-e-Document.aspx. Attention is drawn to the limitation of liability, indemnification and jurisdiction issues defined therein. Any holder of this document is advised that information contained hereon reflects the Company's findings at the time of its intervention only and within the limits of Client's instructions, if any. The Company's sole responsibility is to its Client and this document does not exonerate parties to a transaction from exercising all their rights and obligations under the transaction documents. This document cannot be reproduced except in full, without prior written approval of the Company. Any unauthorized alteration, forgery or falsification of the content or appearance of this document is unlawful and offenders may be prosecuted to the fullest extent of the law. Unless otherwise stated the results shown in this test report refer only to the sample(s) tested and such sample(s) are retained for 30 days only.
Attention: To check the authenticity of testing /inspection report & certificate, please contact us at telephone: (86-755) 8307 1443, or email: CN.Doccheck@sgs.com
Fuyong lab. Xinlong TechnoPark, Fengtang Road, Fuyong Subdistrict, Bao'an, Shenzhen, China 518103 t (86–755) 88663988 f (86–755) 26710594 www.sgsgroup.com.cn
中国·深圳·宝安区福永街道凤塘大道鑫龙科技园福永实验室 邮编: 518103 t (86–755) 88663988 f (86–755) 26710594 sgs.china@sgs.com
Member of the SGS Group (SGS SA)

802.11b_HCH_2462MHz_Ant1 (SISO)_NTNV

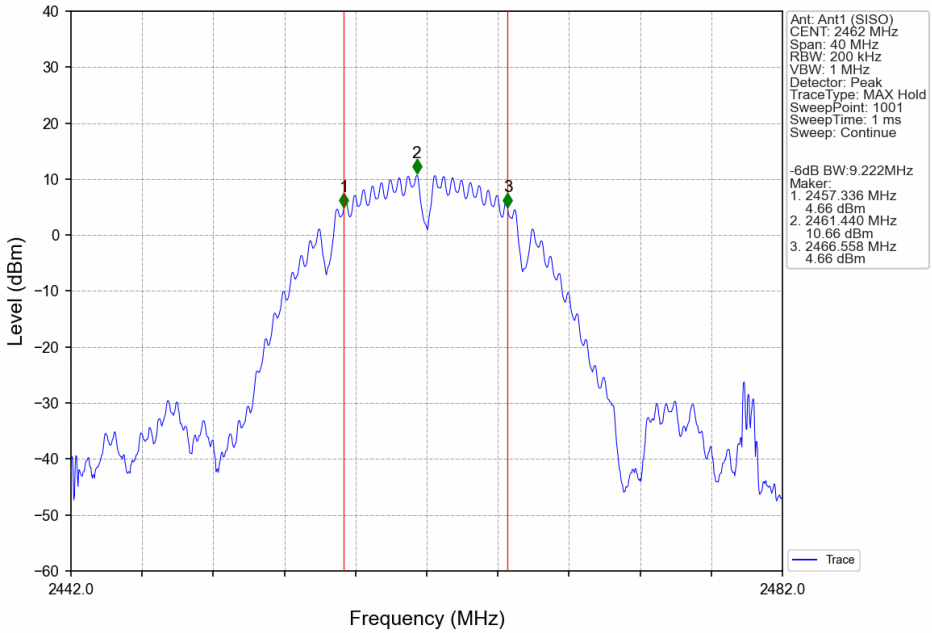

802.11g_LCH_2412MHz_Ant1 (SISO)_NTNV

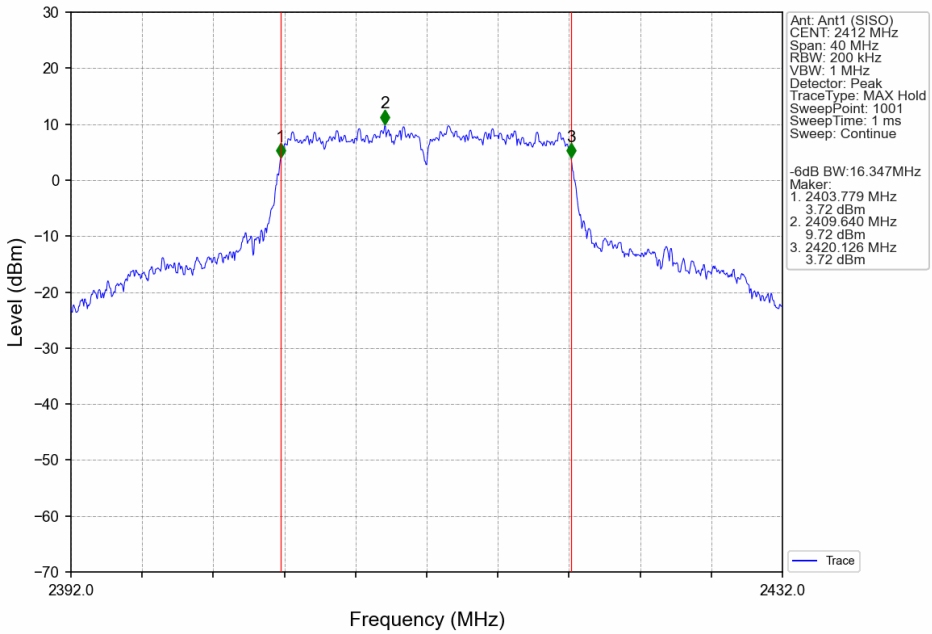

Unless otherwise agreed in writing, this document is issued by the Company subject to its General Conditions of Service printed overleaf, available on request or accessible at http://www.sgs.com/en/Terms-and-Conditions.aspx and, for electronic format documents, subject to Terms and Conditions for Electronic Documents at http://www.sgs.com/en/Terms-and-Conditions/Terms-e-Document.aspx. Attention is drawn to the limitation of liability, indemnification and jurisdiction issues defined therein. Any holder of this document is advised that information contained hereon reflects the Company's findings at the time of its intervention only and within the limits of Client's instructions, if any. The Company's sole responsibility is to its Client and this document does not exonerate parties to a transaction from exercising all their rights and obligations under the transaction documents. This document cannot be reproduced except in full, without prior written approval of the Company. Any unauthorized alteration, forgery or falsification of the content or appearance of this document is unlawful and offenders may be prosecuted to the fullest extent of the law. Unless otherwise stated the results shown in this test report refer only to the sample(s) tested and such sample(s) are retained for 30 days only.
Attention: To check the authenticity of testing /inspection report & certificate, please contact us at telephone: (86-755) 8307 1443, or email: CN.Doccheck@sgs.com
Fuyong lab. Xinlong TechnoPark, Fengtang Road, Fuyong Subdistrict, Bao'an, Shenzhen, China 518103 t (86–755) 88663988 f (86–755) 26710594 www.sgsgroup.com.cn
中国・深圳・宝安区福永街道凤塘大道鑫龙科技园福永实验室 邮编: 518103 t (86–755) 88663988 f (86–755) 26710594 sgs.china@sgs.com
Member of the SGS Group (SGS SA)