105mm

105mm

QUICK START GUIDE

Read this manual carefully and save it for future reference.

IN THE BOX

Wyze Wireless Gaming Headset × 1
Boom Mic × 1
Mic Foam Cover × 1
USB Dongle × 1
USB Type-C Cable × 1
Quick Start Guide × 1

WARRANTY

12-month limited warranty. The Bluetooth® word mark and logos are registered trademarks owned by Bluetooth SIG, Inc. and any use of such marks by Wyze labs, Inc. is under license. Other trademarks and trade names are those of their respective owners.
Select mobile devices requires iOS 14.0+, Android 7.0+.

Disclaimer: The products, accessories, user interfaces, etc. illustrated in this guide are intended for reference only. Due to product updates, the actual product and the illustrations in this guide may vary.

BASIC OPERATION

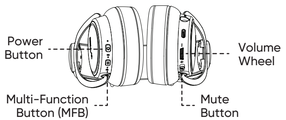

Power On/Off

Press the power button for 1 second to turn on the headset.
The red LED will turn on.
Press the power button for 1.5 seconds to turn off the headset.
The red LED will turn off.

You can connect via Bluetooth® and Bluetooth® LE.

Bluetooth Pairing

With the headset turned on, press the "MFB" button for 3.5 seconds to enter Bluetooth pairing mode. The headset will prompt "Bluetooth pairing," the LED will flash blue while pairing, and turn solid blue when paired.

Bluetooth LE Pairing

Plug the USB dongle into the USB port on your device. The headset will prompt "Bluetooth pairing," and the LED on the headset will turn white when paired.
To pair the headset with a new USB dongle, press the power button 5 times to enter USB dongle pairing mode.

Switching Between Bluetooth and LE Mode

To switch between Bluetooth and LE mode, press the "MFB" button twice. The LED status light is blue in Bluetooth mode, and white in LE mode. Bluetooth LE mode will not activate if the USB dongle is not plugged in.

Checking the Battery Life

To check the headset's battery life, press the power button once while the headset is turned on. A voice prompt will announce the battery level.

Charging

To charge the headset, plug a USB-C cable into the USB-C port on the headset. The LED will flash red while charging. Once the headset is fully charged, the red LED will turn solid.

Note: If the headset battery level is below 10%, the headset will prompt "Battery low."

Factory Reset

To factory reset the headset and clear the Bluetooth pairing list, turn off the headset by pressing the power button for 1.5 seconds. Then, press and hold the power button for 15 seconds. The headset will prompt "Factory reset" when complete.

Auto-Off

The headset will turn off automatically after 10 minutes of no activity or no media playing.

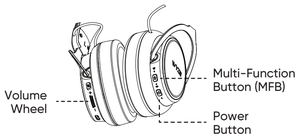

Play/Pause

Press the "MFB" button once to play or pause audio.

Volume

Turn the volume wheel to adjust the volume level.

CALL CONTROLS

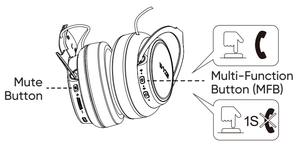

Phone Controls

To answer/end a call
- Press the "MFB" button once.

To reject a call
- Press and hold the "MFB" button for 1 second.

To mute the microphone
- During the call, press the mute button to mute your mic. To unmute your mic, press the mute button again.

TROUBLESHOOTING

Cannot connect via Bluetooth:
- Factory reset the headset, then try to pair via Bluetooth again.

Cannot connect to USB dongle:
- Factory reset the headset, then plug the USB dongle in again.

WARNINGS

1) DO NOT use your headset while driving.
2) DO NOT use the headset at any time the inability to hear surrounding sounds may present a danger to yourself or others, e.g., while riding a bicycle or walking in or near traffic, a construction site or railroad, etc., and follow applicable laws regarding headphone use.
3) DO NOT use the headset if it emits any loud or unusual noises. Turn off the headset and contact Wyze support for assistance.
4) Remove the headset immediately if you experience a warming sensation or loss of audio.
5) DO NOT use mobile phone adapters to connect the headset to an airplane seat jack, as this could result in injury or damage due to overheating.
6) DO NOT use the gaming headset as aviation communication headset except in case of emergency.
7) Contains small parts, which may be a choking hazard for children under 3.
8) This product contains magnetic materials. Consult your physician on whether this might affect your implantable medical device.
9) To reduce the risk of fire or electrical shock, DO NOT expose this product to rain, liquids or moisture.
10) DO NOT expose this product to dripping or splashing liquids, and do not place objects filled with liquids, such as vases, on or near the product.
11) DO NOT make unauthorized alterations to this product.
12) Use this product only with an agency-approved power supply that meets local regulatory requirements (e.g., UL, CASA, VDE, CCC).
13) DO NOT expose products containing batteries to excessive heat (e.g. storage in direct sunlight, hot surfaces, or fire).
14) DO NOT wear the headset while charging.
15) The gaming headset does not play audio while charging.
16) To avoid hearing damage, use your headset at a comfortable, moderate volume level.

TROUBLESHOOTING

Cannot connect via Bluetooth:
- Factory reset the headset, then try to pair via Bluetooth again.

Cannot connect to USB dongle:
- Factory reset the headset, then plug the USB dongle in again.

FCC WARNING

Any changes or modifications not expressly approved by the party responsible for compliance could void the user's authority to operate this equipment. This device complies with part 15 of the FCC Rules. Operation is subject to the following two conditions: (1) This device may not cause harmful interference, and (2) This device must accept any interference received, including interference that may cause undesired operation. This equipment has been tested and found to comply with the limits for a Class B digital device, pursuant to Part 15 of the FCC Rules. These limits are designed to provide reasonable protection against harmful interference in a residential installation. This equipment generates, uses, and can radiate radio frequency energy and, if not installed and used in accordance with the instructions, may cause harmful interference to radio communications. However, there is no guarantee that interference will not occur in a particular installation. If this equipment does cause harmful interference to radio or television reception, which can be determined by turning the equipment off and on, the user is encouraged to try to correct the interference by one or more of the following measures:
- Reorient or relocate the receiving antenna.
- Increase the separation between the equipment and receiver.
- Connect the equipment into an outlet on a circuit different from that to which the receiver is connected.
- Consult the dealer or an experienced radio/TV technician for help.

US Radiation Exposure Statement

This equipment complies with FCC radiation exposure limits set forth for an uncontrolled environment. End user must follow the specific operating instructions for satisfying RF exposure compliance. This transmitter must not be co-located or operating in conjunction with any other antenna or transmitter.The portable device is designed to meet the requirements for exposure to radio waves established by the Federal Communications Commission (USA). These requirements set a SAR limit of 1.6 W/kg averaged over one gram of tissue. The highest SAR value is measured at a distance of 0mmbetween the radiator and the head.

ISED Compliance Statements

This device contains licence-exempt transmitter(s)/receiver(s) that comply with Innovation, Science and Economic Development Canada's licence-exempt RSS(s). Operation is subject to the following two conditions:
(1)This device may not cause interference.(2)This device must accept any interference, including interference that may cause undesired operation of the device.
L'émetteur/récepteur exempt de licence contenu dans le présent appareil est conforme aux CNR d'Innovation, Sciences et Développement économique Canada applicables aux appareils radio exempts de licence. L'exploitation est autorisée aux deux conditions suivantes :
(1)L'appareil ne doit pas produire de brouillage; (2)L'appareil doit accepter tout brouillage radioélectrique subi, même si le brouillage est susceptible d'en compromettre le fonctionnement.

Canada Radiation Exposure Statement

This equipment complies with ISED radiation exposure limits set forth for an uncontrolled environment. End user must follow the specific operating instructions for satisfying RF exposure compliance. This transmitter must not be co-located or operating in conjunction with any other antenna or transmitter.
The portable device is designed to meet the requirements for exposure to radio waves established by the ISED. These requirements set a SAR limit of 1.6 W/kg averaged over one gram of tissue. The highest SAR value is measured at a distance of 0mmbetween the radiator and the head.
Cet équipement est conforme aux limites d'exposition aux rayonnements de l'ised pour les environnements non contrôlés. L'utilisateur final doit se conformer à des instructions d'exploitation spécifiques afin de respecter la conformité à l'exposition aux radiofréquences. L'émetteur ne doit pas être au même endroit qu'une autre antenne ou un autre émetteur et ne doit pas fonctionner avec une autre antenne ou un autre émetteur.
Le dispositif portatif est conçu pour répondre aux exigences d'exposition aux ondes radio établie par le développement énergétique DURABLE. Ces exigences un SAR limite de 1,6 W/kg en moyenne pour un gramme de tissu. La valeur SAR la plus élevée est mesurée à une distance de 0mmentre le radiateur et le tête.

CAUTION

Risk of explosion if the battery is replaced by an incorrect type disposal of a battery into fire or a hot oven, or mechanically crushing or cutting of a battery, that can result in an explosion;
leaving a battery in an extremely high temperature surrounding environment that can result in an explosion or the leakage of flammable liquid or gas;
a battery subjected to extremely low air pressure that may result in an explosion or the leakage of flammable liquid or gas.

SPECIFICATIONS

Product Name: Wyze Wireless Gaming Headset
Model: WWGH1-F, WWGH1-L
Product Size: 203.2 mm x 159.4 mm x 90.8 mm
Product Weight: 235 g
Power: 600mAh DC 3.7V
Compatibility: Android 7.0+, iOS 14.0+
Operating Temperature: 32°F - 104°F (0°C - 40°C)
Operating Humidity: ≤85%RH
Storage & Transport Temperature: -4°F- 140°F (-20°C - 60°C)
Storage & Transport Humidity: ≤95%RH
FCC ID: 2AUIUWWGH1
IC: 25466-WWGH1
Product Name: Wyze Wireless Gaming Dongle
Model: WWGH1USB
Product Size: 50.8 mm x 17.0 mm x 7.6 mm
Product Weight: 5 g
Power: Computer USB port (5V)
Compatibility: Windows OS, Mac OS
Operating Temperature: 32°F - 104°F (0°C - 40°C)
Operating Humidity: ≤85%RH
Storage & Transport Temperature: -4°F - 140°F (-20°C - 60°C)
Storage & Transport Humidity: ≤95%RH
FCC ID: 2AUIUWWGH1USB
IC: 25466-WWGH1USB

NEED HELP?

Contact our Support Team:
https://wyze.com/support
Join the Community:
https://wyze.com/community

Scan the QR code to learn more

Wyze and Wyze Wireless Gaming Headset are trademarks of Wyze Labs, Inc.

Apple logo and App Store are trademarks of Apple Inc., registered in the U.S. and other countries and regions. Google Assistant, Google Home, Google Play, and the Google Play logo are trademarks of Google LLC.