TRN

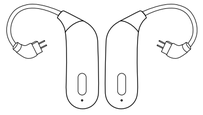

TWS Bluetooth Module
BT20s

INSTRUCTIONS

Thank you for choosing BT20S binaural wireless Bluetooth module. Please read the instructions carefully and keep them for inspection.

<1>

Packaging content

BT20s
TWS Bluetooth Module

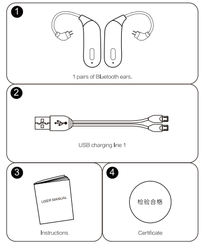

<2>

Product overview

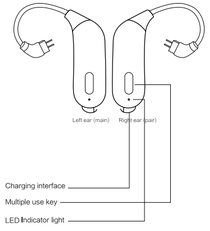

<3>

INSTRUCTIONS

TURN ON
long press button for 2 seconds

TURN OFF
long press button for 3 seconds

PAIRING
press and hold button for 5 seconds

RECEIVE CALL
press and release button once

REFUSE CALL
Press and release the button twice

END CALL
press and release button once

CONNECTION STATUS
once paired to a device, BT20S should connect automatic every time it turns on. If LED flashes red and blue, that means BT20S is not connected and you will have to perform pairing again.

PREVIOUS TRACK
3 continuous quick presses on either earpiece

NEXT TRACK
2 continuous quick presses on the either earpiece

PAUSE/PLAY
press and release button once

SIRI ASSISTENCE (for iOS devices only)
long press button for 2 seconds and release before BT20S turns off

FUNCTION SOUND

TURN ON
"PowerOn"

TURN OFF
"Power Off"

PAIRING
"Pairing"

REFUSE CALL
"Beep"

LOW POWER
"Beep-beep"

<4>

LED STATUS

TURN ON
Blue light flashes

TURN OFF
Red light is on for 1 second

PAIRING
Left ear red and blue lights flash alternately

CONNECTED
Blue light flashes once every 10 seconds

PLAY MUSIC
Blue light flashes once every 10 seconds

CALL
Blue light flashes once every 5 seconds

LOW BATTERY (<3.3V)
Flashing red light

CHARGING
Long red light

COMPLETE CHARGING
Blue light

Specifications

Bluetooth chipset: Qualcomm QCC3020
Version: 5.0
Frequency band: 2.4 ~ 2.48 GHz
Effective range: Approximately 10 meters
Bluetooth profiles:HFP V1.7,SBC,APTX;HSP V1.2;A2DP V1.3;
AVRCP V1.6;SPP1.2
Frequency response: 20 Hz ~ 22 KHz
Playtime: Approximately 8 hours
Charging time: 1.5 hours (earbuds)
Battery capacity: 70 mAh (earbuds)
Standby time: Approximately 180 hours
Operation temperature: 0°C ~ 40°C

<5>

Note: Taiwan Regulatory Information (NCC)

Low-powered radio frequency (RF) device requirements.

Article 12: The certified low-powered RF device qualifies that the company may change frequency, increase power, features and functions, or make amendments to the original design without notification.

Article 14: Use of low-powered RF device shall not affect flight safety or interfere with legal communication; it shall be deactivated immediately and improved upon until no interference is detected.

Low-powered RF device must withstand interference from legitimate communications,industrial, scientific and medical equipment.

Address: 5th Floor, No. 67, Baisha Road, Humen Town, Dongguan, Guangdong, China
Email: trnearphone@foxmail.com
Telephone: 400-8080-302
http://www.trn-hifi.com

The following are TRN registered trademarks which can be used legally.

TRN

FCC Warning Statement
Changes or modifications not expressly approved by the party responsible for compliance could void the user's authority to operate the equipment. This equipment has been tested and found to comply with the limits for a Class B digital device, pursuant to Part 15 of the FCC Rules. These limits are designed to provide reasonable protection against harmful interference in a residential installation. This equipment generates uses and can radiate radio frequency energy and, if not installed and used in accordance with the instructions, may cause harmful interference to radio communications. However, there is no guarantee that interference will not occur in a particular installation. If this equipment does cause harmful interference to radio or television reception, which can be determined by turning the equipment off and on, the user is encouraged to try to correct the interference by one or more of the following measures:

- Reorient or relocate the receiving antenna.
- Increase the separation between the equipment and receiver.
- Connect the equipment into an outlet on a circuit different from that to which the receiver is connected.
- Consult the dealer or an experienced radio/TV technician for help.

This device complies with part 15 of the FCC Rules. Operation is subject to the following two conditions: (1) This device may not cause harmful interference, and (2) this device must accept any interference received, including interference that may cause undesired operation.