260mm

105mm

BT-Box

Specifications	BT-Box
Music Power	26 W
Charging	5 VDC via Micro USB
Battery	1400 mAh
Bluetooth Standards	Bluetooth CSR 4.0 / A2DP (backward compatible CSR 2.1 / EDR)
Connections	Line-In / 3.5mm jack Line-Out / 3.5mm jack
Dimsnsions (H/W/D)	70 x 54 x 54 mm
Weight	0.42 kg
Operating Temperature	0 °C ... +35 °C

1

View & Control Panel

1 ... Volume
2 ... Skip (choose title up/down)
3 ... Bluetooth
4 ... Display: incomming call
Play accept call
Pause end call

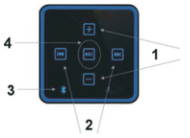

Charging (Micro USB)

Insert the Micro USB cable into the USB port of a computer or a charger.

! The BT-Box can be operated whilst being charged.

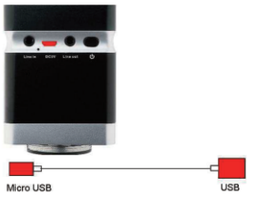

2

Operation

Thank you for buying our Bluetooth receiving handsfree device with built in Exciter.

Please read this manual carefully, especially the safety and security information.

External Audio (3,5mm Audio Jack)

- Connect the BT-Box with your external audio source (Line-In / 3,5mm Jack).
! When inserting a jack into the "Line In" the BT-Box automatically switches to that input.



- Switch ON the BT-Box.
! Operation is via your BT enabled device.

3

Bluetooth Operation

- Switch ON the BT-Box.
! The device is automatically in Pairing Mode.

- Proceed with PAIRING an CONNECT according to your Bluetooth enabled device.
! When CONNECT is completed the Bluetooth brand shows up on the display.

Safty & Security Informations
Improper handling may void warranty.

In addition to this guidance please comply with your own country-specific safety & security regulations.

The device is not suitable for outdoor operation.

4

- Protect the product and the components supplied against dripping or splashing. Make sure, as with all electronic products that no liquids can access any part of the system. This may cause a malfunction or fire.

- Do not expose the product to temperatures above 100°C. If the product is exposed to extreme heat, it can ignite and explode.

- Do not expose the product to electrostatic discharges.
- Never use the product during the operation of motor vehicles on public roads or in other situations in which the inability to hear outside sounds may present a danger to yourself or others.

- Never put the product near heat sources such as radiators, heat registers, stoves or other types of devices that produce heat.

! To avoid battery drain, please at all times switch OFF the BT-Box when is not needed.

Pairing in general:

Pairing needs **line of sight < 1m** between the BT-Box and your Bluetooth-enabled device.
! Activate the Bluetooth Mode of your mobile device and start the SEARCH function for other Bluetooth equipment. The device will show as „**VIBRO-26W**“. Select and continue.

5

! If password is required, type „**0000**“.

Disconnecting Bluetooth:
Proceed with DISCONNECTING according to your Bluetooth enabled device and turn OFF the **VIBRO-26W**.

FCC Statement

This device complies with part 15 of the FCC rules.
Operation is subject to the following two conditions: (1) this device may not cause harmful interference, and (2) this device must accept any interference received, including interference that may cause undesired operation.
Changes or modifications not expressly approved by the party responsible for compliance could void the user's authority to operate the equipment.
NOTE: This equipment has been tested and found to comply with the limits for a Class B digital device, pursuant to part 15 of the FCC Rules. These limits are designed to provide reasonable protection against harmful interference in a residential installation. This equipment generates uses and can radiate radio frequency energy and, if not installed and used in accordance with the instructions, may cause harmful interference to radio communications. However, there is no guarantee that interference will not occur in a particular installation. If this equipment does cause harmful interference to radio or television reception, which can be determined by turning the equipment off and on, the user is encouraged to try to correct the interference by one or more of the following measures:
•Reorient or relocate the receiving antenna.
•Increase the separation between the equipment and receiver.
•Connect the equipment into an outlet on a circuit different from that to which the receiver is connected.
•Consult the dealer or an experienced radio/TV technician for help.

The device has been evaluated to meet general RF exposure requirement. The device can be used in portable exposure condition without restriction.

6

Using a second BT-Box

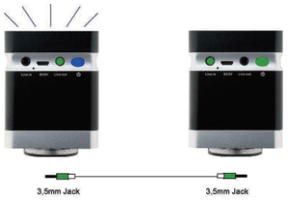

You can cascade a second BT-Box.
Connect the two devices via the Line-In/Line-Out socket with a 3.5mm jack cable as shown above.

Handsfree Call (Speakerphone Mode)

You can answer an incoming call or disconnect it by pressing the button "4" of the control panel. The music then is gently fading/increasing.

! Note in Speakerphone Mode that you are not too far away from BT-Box and the microphone is turned towards you.

封底

Vibration Speaker

Manual

封面