Test Laboratory: UnionTrust Date: 2020/5/27

P01_GSM850_GPRS10_Rear Face_11MM_128

DUT: EUT

Communication System: GPRS 850-2solt; Frequency: 824.2 MHz;Duty Cycle: 1:4
Medium: H850 Medium parameters used (interpolated): f = 824.2 MHz; σ = 0.908 mho/m; ε_r = 43.3; ρ = 1000 kg/m^3

DASY4 Configuration:
- Probe: ES3DV3 - SN3090; ConvF(6.13, 6.13, 6.13); Calibrated: 2020/5/9
- Sensor-Surface: 3mm (Mechanical Surface Detection)
- Electronics: DAE4 Sn662; Calibrated: 2020/5/6
- Phantom: SAM 1; Type: QD 000 P40 CB; Serial: TP/1378
- ; Postprocessing SW: SEMCAD, V1.8 Build 186

Test/Area Scan (71x81x1): Measurement grid: dx=15mm, dy=15mm
Maximum value of SAR (interpolated) = 0.500 mW/g

Test/Zoom Scan (5x5x7)/Cube 0: Measurement grid: dx=8mm, dy=8mm, dz=5mm
Reference Value = 13.1 V/m; Power Drift = -0.247 dB
Peak SAR (extrapolated) = 0.670 W/kg
SAR(1 g) = 0.418 mW/g; SAR(10 g) = 0.262 mW/g
Maximum value of SAR (measured) = 0.492 mW/g



0 dB = 0.492mW/g

Test Laboratory: UnionTrust Date: 2020/5/27

P02_GSM1900_GPRS12_Rear Face_11MM_512

DUT: EUT

Communication System: GPRS1900-4slots; Frequency: 1850.2 MHz;Duty Cycle: 1:2
Medium: H1900 Medium parameters used (interpolated): f = 1850.2 MHz; σ = 1.34 mho/m; ε_r = 38.8; ρ = 1000 kg/m^3

DASY4 Configuration:
- Probe: ES3DV3 - SN3090; ConvF(5.1, 5.1, 5.1); Calibrated: 2020/5/9
- Sensor-Surface: 3mm (Mechanical Surface Detection)
- Electronics: DAE4 Sn662; Calibrated: 2020/5/6
- Phantom: SAM 2; Type: QD 000 P40 CB; Serial: TP-1376
- ; Postprocessing SW: SEMCAD, V1.8 Build 186

Test/Area Scan (71x81x1): Measurement grid: dx=15mm, dy=15mm
Maximum value of SAR (interpolated) = 0.829 mW/g

Test/Zoom Scan (5x5x7)/Cube 0: Measurement grid: dx=8mm, dy=8mm, dz=5mm
Reference Value = 20.6 V/m; Power Drift = -0.02 dB
Peak SAR (extrapolated) = 1.26 W/kg
SAR(1 g) = 0.644 mW/g; SAR(10 g) = 0.341 mW/g
Maximum value of SAR (measured) = 0.815 mW/g



0 dB = 0.815mW/g

Test Laboratory: UnionTrust Date: 2020/5/28

P03_WCDMA II_RMC12.2K_Rear Face_11MM_9400

DUT: EUT

Communication System: WCDMA Band II; Frequency: 1880 MHz;Duty Cycle: 1:1
Medium: H1900 Medium parameters used: f = 1880.1 MHz; σ = 1.37 mho/m; ε_r = 38.7; ρ = 1000 kg/m^3

DASY4 Configuration:
- Probe: ES3DV3 - SN3090; ConvF(5.1, 5.1, 5.1); Calibrated: 2020/5/9
- Sensor-Surface: 3mm (Mechanical Surface Detection)
- Electronics: DAE4 Sn662; Calibrated: 2020/5/6
- Phantom: SAM 2; Type: QD 000 P40 CB; Serial: TP-1376
- ; Postprocessing SW: SEMCAD, V1.8 Build 186

Test/Area Scan (71x81x1): Measurement grid: dx=15mm, dy=15mm
Maximum value of SAR (interpolated) = 0.958 mW/g

Test/Zoom Scan (5x5x7)/Cube 0: Measurement grid: dx=8mm, dy=8mm, dz=5mm
Reference Value = 13.8 V/m; Power Drift = -0.162 dB
Peak SAR (extrapolated) = 1.43 W/kg
SAR(1 g) = 0.738 mW/g; SAR(10 g) = 0.388 mW/g
Maximum value of SAR (measured) = 0.929 mW/g



0 dB = 0.929mW/g

Test Laboratory: UnionTrust Date: 2020/5/29

P04_WCDMA IV_RMC12.2K_Rear Face_11MM_1513

DUT: EUT

Communication System: WCDMA Band IV; Frequency: 1752.6 MHz;Duty Cycle: 1:1
Medium: H1750 Medium parameters used: f = 1753 MHz; σ = 1.38 mho/m; ε_r = 39.3; ρ = 1000 kg/m^3

DASY4 Configuration:
- Probe: ES3DV3 - SN3090; ConvF(5.38, 5.38, 5.38); Calibrated: 2020/5/9
- Sensor-Surface: 3mm (Mechanical Surface Detection)
- Electronics: DAE4 Sn662; Calibrated: 2020/5/6
- Phantom: SAM 2; Type: QD 000 P40 CB; Serial: TP-1376
- ; Postprocessing SW: SEMCAD, V1.8 Build 186

Test/Area Scan (71x81x1): Measurement grid: dx=15mm, dy=15mm
Maximum value of SAR (interpolated) = 1.11 mW/g

Test/Zoom Scan (5x5x7)/Cube 0: Measurement grid: dx=8mm, dy=8mm, dz=5mm
Reference Value = 22.8 V/m; Power Drift = -0.185 dB
Peak SAR (extrapolated) = 1.70 W/kg
SAR(1 g) = 0.880 mW/g; SAR(10 g) = 0.474 mW/g
Maximum value of SAR (measured) = 1.10 mW/g



0 dB = 1.10mW/g

Test Laboratory: UnionTrust Date: 2020/5/26

P05_WCDMA V_RMC12.2K_Rear Face_11MM_4182

DUT: EUT

Communication System: WCDMA Band V; Frequency: 836.4 MHz;Duty Cycle: 1:1
Medium: H850 Medium parameters used (interpolated): f = 836.4 MHz; σ = 0.929 mho/m; ε_r = 43.1; ρ = 1000 kg/m^3

DASY4 Configuration:
- Probe: ES3DV3 - SN3090; ConvF(6.13, 6.13, 6.13); Calibrated: 2020/5/9
- Sensor-Surface: 3mm (Mechanical Surface Detection)
- Electronics: DAE4 Sn662; Calibrated: 2020/5/6
- Phantom: SAM 1; Type: QD 000 P40 CB; Serial: TP/1378
- ; Postprocessing SW: SEMCAD, V1.8 Build 186

Test/Area Scan (71x81x1): Measurement grid: dx=15mm, dy=15mm
Maximum value of SAR (interpolated) = 0.228 mW/g

Test/Zoom Scan (5x5x7)/Cube 0: Measurement grid: dx=8mm, dy=8mm, dz=5mm
Reference Value = 9.70 V/m; Power Drift = -0.178 dB
Peak SAR (extrapolated) = 0.315 W/kg
SAR(1 g) = 0.192 mW/g; SAR(10 g) = 0.119 mW/g
Maximum value of SAR (measured) = 0.230 mW/g



0 dB = 0.230mW/g

Test Laboratory: UnionTrust Date: 2020/5/25

P09_LTE 7_QPSK20M_Rear Face_11MM_21350_1RB_50offset

DUT: EUT

Communication System: LTE Band 7; Frequency: 2560 MHz;Duty Cycle: 1:1
Medium: H2600 Medium parameters used: f = 2560 MHz; σ = 2.01 mho/m; ε_r = 38.5; ρ = 1000 kg/m^3

DASY4 Configuration:
- Probe: ES3DV3 - SN3090; ConvF(4.51, 4.51, 4.51); Calibrated: 2020/5/9
- Sensor-Surface: 3mm (Mechanical Surface Detection)
- Electronics: DAE4 Sn662; Calibrated: 2020/5/6
- Phantom: SAM 2; Type: QD 000 P40 CB; Serial: TP-1376
- ; Postprocessing SW: SEMCAD, V1.8 Build 186

Test/Area Scan (71x81x1): Measurement grid: dx=15mm, dy=15mm
Maximum value of SAR (interpolated) = 1.43 mW/g

Test/Zoom Scan (5x5x7)/Cube 0: Measurement grid: dx=8mm, dy=8mm, dz=5mm
Reference Value = 13.4 V/m; Power Drift = -0.02 dB
Peak SAR (extrapolated) = 2.61 W/kg
SAR(1 g) = 1.17 mW/g; SAR(10 g) = 0.547 mW/g
Maximum value of SAR (measured) = 1.52 mW/g



0 dB = 1.52mW/g

P10_LTE 12_QPSK10M_Rear Face_11MM_23060_1RB_24offset

DUT: EUT

Communication System: LTE Band 12; Frequency: 704 MHz;Duty Cycle: 1:1
Medium: H750 Medium parameters used: f = 704 MHz; σ = 0.858 mho/m; ε_r = 40.9; ρ = 1000 kg/m^3

DASY4 Configuration:
- Probe: ES3DV3 - SN3090; ConvF(6.24, 6.24, 6.24); Calibrated: 2020/5/9
- Sensor-Surface: 3mm (Mechanical Surface Detection)
- Electronics: DAE4 Sn662; Calibrated: 2020/5/6
- Phantom: SAM 1; Type: QD 000 P40 CB; Serial: TP/1378
- ; Postprocessing SW: SEMCAD, V1.8 Build 186

Test/Area Scan (71x81x1): Measurement grid: dx=15mm, dy=15mm
Maximum value of SAR (interpolated) = 0.191 mW/g

Test/Zoom Scan (5x5x7)/Cube 0: Measurement grid: dx=8mm, dy=8mm, dz=5mm
Reference Value = 11.3 V/m; Power Drift = -0.04 dB
Peak SAR (extrapolated) = 0.258 W/kg
SAR(1 g) = 0.161 mW/g; SAR(10 g) = 0.104 mW/g
Maximum value of SAR (measured) = 0.192 mW/g



0 dB = 0.192mW/g

Test Laboratory: UnionTrust Date: 2020/6/5

P11_LTE 14_QPSK10M_Rear Face_11MM_23330_1RB_24offset

DUT: EUT

Communication System: LTE 14; Frequency: 793 MHz;Duty Cycle: 1:1
Medium: H750 Medium parameters used: f = 793 MHz; σ = 0.919 mho/m; ε_r = 41.3; ρ = 1000 kg/m^3

DASY4 Configuration:
- Probe: ES3DV3 - SN3090; ConvF(6.24, 6.24, 6.24); Calibrated: 2020/5/9
- Sensor-Surface: 3mm (Mechanical Surface Detection)
- Electronics: DAE4 Sn662; Calibrated: 2020/5/6
- Phantom: SAM 1; Type: QD 000 P40 CB; Serial: TP/1378
- ; Postprocessing SW: SEMCAD, V1.8 Build 186

Test/Area Scan (71x81x1): Measurement grid: dx=15mm, dy=15mm
Maximum value of SAR (interpolated) = 0.243 mW/g

Test/Zoom Scan (5x5x7)/Cube 0: Measurement grid: dx=8mm, dy=8mm, dz=5mm
Reference Value = 11.2 V/m; Power Drift = 0.183 dB
Peak SAR (extrapolated) = 0.349 W/kg
SAR(1 g) = 0.213 mW/g; SAR(10 g) = 0.133 mW/g
Maximum value of SAR (measured) = 0.251 mW/g



0 dB = 0.251mW/g

Test Laboratory: UnionTrust Date: 2020/6/4

P12_LTE 25_QPSK20M_Rear Face_11MM_26590_1RB_50offset

DUT: EUT

Communication System: LTE Band 25; Frequency: 1905 MHz;Duty Cycle: 1:1
Medium: H1900 Medium parameters used: f = 1905.3 MHz; σ = 1.4 mho/m; ε_r = 38.5; ρ = 1000 kg/m^3

DASY4 Configuration:
- Probe: ES3DV3 - SN3090; ConvF(5.1, 5.1, 5.1); Calibrated: 2020/5/9
- Sensor-Surface: 3mm (Mechanical Surface Detection)
- Electronics: DAE4 Sn662; Calibrated: 2020/5/6
- Phantom: SAM 2; Type: QD 000 P40 CB; Serial: TP-1376
- ; Postprocessing SW: SEMCAD, V1.8 Build 186

Test/Area Scan (71x81x1): Measurement grid: dx=15mm, dy=15mm
Maximum value of SAR (interpolated) = 1.24 mW/g

Test/Zoom Scan (5x5x7)/Cube 0: Measurement grid: dx=8mm, dy=8mm, dz=5mm
Reference Value = 16.1 V/m; Power Drift = -0.052 dB
Peak SAR (extrapolated) = 1.94 W/kg
SAR(1 g) = 0.977 mW/g; SAR(10 g) = 0.498 mW/g
Maximum value of SAR (measured) = 1.22 mW/g



0 dB = 1.22mW/g

Test Laboratory: UnionTrust Date: 2020/6/5

P13_LTE 26_QPSK15M_Rear Face_11MM_26865_1RB_37offset

DUT: EUT

Communication System: LTE Band26; Frequency: 831.5 MHz;Duty Cycle: 1:1
Medium: H850 Medium parameters used (interpolated): f = 831.5 MHz; σ = 0.924 mho/m; ε_r = 43.2; ρ = 1000 kg/m^3

DASY4 Configuration:
- Probe: ES3DV3 - SN3090; ConvF(6.13, 6.13, 6.13); Calibrated: 2020/5/9
- Sensor-Surface: 3mm (Mechanical Surface Detection)
- Electronics: DAE4 Sn662; Calibrated: 2020/5/6
- Phantom: SAM 1; Type: QD 000 P40 CB; Serial: TP/1378
- ; Postprocessing SW: SEMCAD, V1.8 Build 186

Test/Area Scan (71x81x1): Measurement grid: dx=15mm, dy=15mm
Maximum value of SAR (interpolated) = 0.332 mW/g

Test/Zoom Scan (5x5x7)/Cube 0: Measurement grid: dx=8mm, dy=8mm, dz=5mm
Reference Value = 14.6 V/m; Power Drift = -0.067 dB
Peak SAR (extrapolated) = 0.476 W/kg
SAR(1 g) = 0.270 mW/g; SAR(10 g) = 0.162 mW/g
Maximum value of SAR (measured) = 0.329 mW/g



0 dB = 0.329mW/g

Test Laboratory: UnionTrust Date: 2020/5/25

P14_LTE 30_QPSK10M_Rear Face_11MM_27710_1RB_24offset

DUT: EUT

Communication System: LTE 30; Frequency: 2310 MHz;Duty Cycle: 1:1
Medium: H2300 Medium parameters used: f = 2310 MHz; σ = 1.65 mho/m; ε_r = 38.8; ρ = 1000 kg/m^3

DASY4 Configuration:
- Probe: ES3DV3 - SN3090; ConvF(4.83, 4.83, 4.83); Calibrated: 2020/5/9
- Sensor-Surface: 3mm (Mechanical Surface Detection)
- Electronics: DAE4 Sn662; Calibrated: 2020/5/6
- Phantom: SAM 2; Type: QD 000 P40 CB; Serial: TP-1376
- ; Postprocessing SW: SEMCAD, V1.8 Build 186

Test/Area Scan (71x81x1): Measurement grid: dx=15mm, dy=15mm
Maximum value of SAR (interpolated) = 1.21 mW/g

Test/Zoom Scan (5x5x7)/Cube 0: Measurement grid: dx=8mm, dy=8mm, dz=5mm
Reference Value = 16.0 V/m; Power Drift = -0.02 dB
Peak SAR (extrapolated) = 1.97 W/kg
SAR(1 g) = 0.966 mW/g; SAR(10 g) = 0.484 mW/g
Maximum value of SAR (measured) = 1.21 mW/g



0 dB = 1.21mW/g

Test Laboratory: UnionTrust Date: 2020/5/29

P15_LTE 41_QPSK20M_Rear Face_11MM_41490_1RB_50offset

DUT: EUT

Communication System: TD-LTE Band41-3; Frequency: 2680 MHz;Duty Cycle: 1:1.58
Medium: H2600 Medium parameters used: f = 2680 MHz; σ = 2.15 mho/m; ε_r = 38.1; ρ = 1000 kg/m^3

DASY4 Configuration:
- Probe: ES3DV3 - SN3090; ConvF(4.51, 4.51, 4.51); Calibrated: 2020/5/9
- Sensor-Surface: 3mm (Mechanical Surface Detection)
- Electronics: DAE4 Sn662; Calibrated: 2020/5/6
- Phantom: SAM 2; Type: QD 000 P40 CB; Serial: TP-1376
- ; Postprocessing SW: SEMCAD, V1.8 Build 186

Test/Area Scan (71x81x1): Measurement grid: dx=15mm, dy=15mm
Maximum value of SAR (interpolated) = 0.721 mW/g

Test/Zoom Scan (5x5x7)/Cube 0: Measurement grid: dx=8mm, dy=8mm, dz=5mm
Reference Value = 9.08 V/m; Power Drift = -0.099 dB
Peak SAR (extrapolated) = 1.35 W/kg
SAR(1 g) = 0.575 mW/g; SAR(10 g) = 0.257 mW/g
Maximum value of SAR (measured) = 0.774 mW/g



0 dB = 0.774mW/g

Test Laboratory: UnionTrust Date: 2020/6/2

P16_LTE 66_QPSK20M_Rear Face_11MM_132572_1RB_50offset

DUT: EUT

Communication System: LTE Band 66&QPSK20M; Frequency: 1770 MHz;Duty Cycle: 1:1
Medium: H1750 Medium parameters used: f = 1770 MHz; σ = 1.4 mho/m; ε_r = 39.3; ρ = 1000 kg/m^3

DASY4 Configuration:
- Probe: ES3DV3 - SN3090; ConvF(5.38, 5.38, 5.38); Calibrated: 2020/5/9
- Sensor-Surface: 3mm (Mechanical Surface Detection)
- Electronics: DAE4 Sn662; Calibrated: 2020/5/6
- Phantom: SAM 2; Type: QD 000 P40 CB; Serial: TP-1376
- ; Postprocessing SW: SEMCAD, V1.8 Build 186

Test/Area Scan (71x81x1): Measurement grid: dx=15mm, dy=15mm
Maximum value of SAR (interpolated) = 0.712 mW/g

Test/Zoom Scan (5x5x7)/Cube 0: Measurement grid: dx=8mm, dy=8mm, dz=5mm
Reference Value = 18.5 V/m; Power Drift = -0.023 dB
Peak SAR (extrapolated) = 1.12 W/kg
SAR(1 g) = 0.571 mW/g; SAR(10 g) = 0.305 mW/g
Maximum value of SAR (measured) = 0.691 mW/g



0 dB = 0.691mW/g

P17_LTE 71_QPSK20M_Rear Face_11MM_133322_1RB_50offset

DUT: EUT

Communication System: LTE Band 71 & 20M; Frequency: 683 MHz;Duty Cycle: 1:1
Medium: H750 Medium parameters used (extrapolated): f = 683 MHz; σ = 0.842 mho/m; ε_r = 41.2; ρ = 1000 kg/m^3

DASY4 Configuration:
- Probe: ES3DV3 - SN3090; ConvF(6.24, 6.24, 6.24); Calibrated: 2020/5/9
- Sensor-Surface: 3mm (Mechanical Surface Detection)
- Electronics: DAE4 Sn662; Calibrated: 2020/5/6
- Phantom: SAM 1; Type: QD 000 P40 CB; Serial: TP/1378
- ; Postprocessing SW: SEMCAD, V1.8 Build 186

Test/Area Scan (71x81x1): Measurement grid: dx=15mm, dy=15mm
Maximum value of SAR (interpolated) = 0.173 mW/g

Test/Zoom Scan (5x5x7)/Cube 0: Measurement grid: dx=8mm, dy=8mm, dz=5mm
Reference Value = 9.31 V/m; Power Drift = -0.03 dB
Peak SAR (extrapolated) = 0.244 W/kg
SAR(1 g) = 0.151 mW/g; SAR(10 g) = 0.098 mW/g
Maximum value of SAR (measured) = 0.179 mW/g



0 dB = 0.179mW/g

Test Laboratory: UnionTrust Date: 2020/6/3

P18_802.11b_Rear Face_0MM_11

DUT: EUT

Communication System: Wlan 802.11b; Frequency: 2462 MHz;Duty Cycle: 1:1
Medium: H2450 Medium parameters used: f = 2462 MHz; σ = 1.79 mho/m; ε_r = 40.2; ρ = 1000 kg/m^3

DASY4 Configuration:
- Probe: ES3DV3 - SN3090; ConvF(4.61, 4.61, 4.61); Calibrated: 2020/5/9
- Sensor-Surface: 3mm (Mechanical Surface Detection)
- Electronics: DAE4 Sn662; Calibrated: 2020/5/6
- Phantom: SAM 2; Type: QD 000 P40 CB; Serial: TP-1376
- ; Postprocessing SW: SEMCAD, V1.8 Build 186

Test/Area Scan (71x81x1): Measurement grid: dx=15mm, dy=15mm
Maximum value of SAR (interpolated) = 0.482 mW/g

Test/Zoom Scan (5x5x7)/Cube 0: Measurement grid: dx=8mm, dy=8mm, dz=5mm
Reference Value = 3.03 V/m; Power Drift = -0.04dB
Peak SAR (extrapolated) = 0.548 W/kg
SAR(1 g) = 0.201 mW/g; SAR(10 g) = 0.082 mW/g
Maximum value of SAR (measured) = 0.274 mW/g

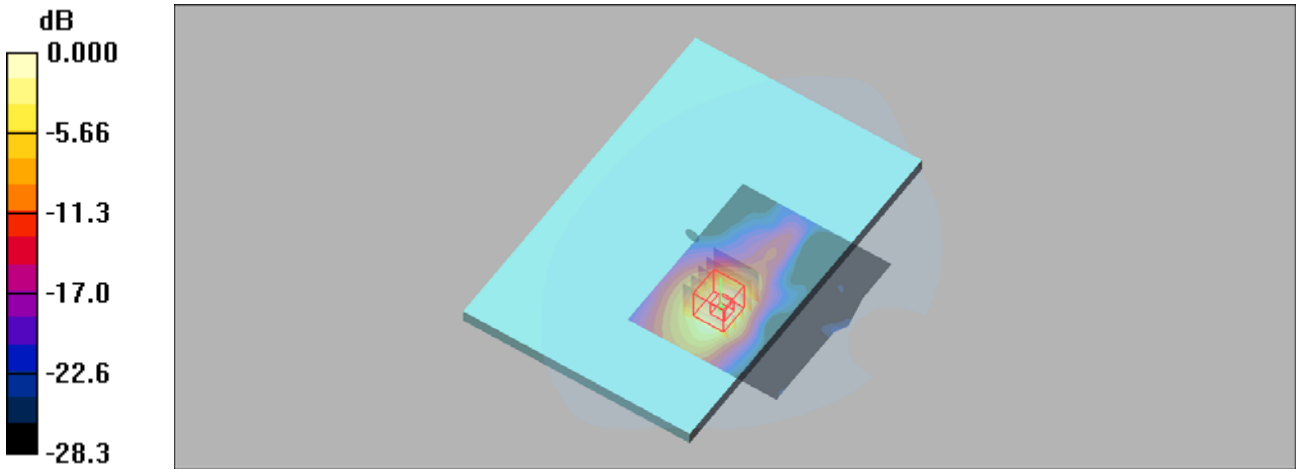

0 dB = 0.274mW/g

P01_GSM850_GPRS12_Rear Face_0MM_128

DUT: EUT

Communication System: GPRS 850-4solt; Frequency: 848.8 MHz;Duty Cycle: 1:2
Medium: H850 Medium parameters used: f = 849 MHz; σ = 0.933 mho/m; ε_r = 43; ρ = 1000 kg/m^3

DASY4 Configuration:
- Probe: ES3DV3 - SN3090; ConvF(6.13, 6.13, 6.13); Calibrated: 2020/5/9
- Sensor-Surface: 3mm (Mechanical Surface Detection)
- Electronics: DAE4 Sn662; Calibrated: 2020/5/6
- Phantom: SAM 1; Type: QD 000 P40 CB; Serial: TP/1378
- ; Postprocessing SW: SEMCAD, V1.8 Build 186

Test/Area Scan (71x81x1): Measurement grid: dx=15mm, dy=15mm
Maximum value of SAR (interpolated) = 0.450 mW/g

Test/Zoom Scan (5x5x7)/Cube 0: Measurement grid: dx=8mm, dy=8mm, dz=5mm
Reference Value = 8.45 V/m; Power Drift = 0.072 dB
Peak SAR (extrapolated) = 0.923 W/kg
SAR(1 g) = 0.417 mW/g; SAR(10 g) = 0.214 mW/g
Maximum value of SAR (measured) = 0.532 mW/g



0 dB = 0.532mW/g

Test Laboratory: UnionTrust Date: 2020/5/27

P02_GSM1900_GPRS12_Rear Face_0MM_512

DUT: EUT

Communication System: GPRS1900-4slots; Frequency: 1850.2 MHz;Duty Cycle: 1:2
Medium: H1900 Medium parameters used (interpolated): f = 1850.2 MHz; σ = 1.34 mho/m; ε_r = 38.8; ρ = 1000 kg/m^3

DASY4 Configuration:
- Probe: ES3DV3 - SN3090; ConvF(5.1, 5.1, 5.1); Calibrated: 2020/5/9
- Sensor-Surface: 3mm (Mechanical Surface Detection)
- Electronics: DAE4 Sn662; Calibrated: 2020/5/6
- Phantom: SAM 1; Type: QD 000 P40 CB; Serial: TP/1378
- ; Postprocessing SW: SEMCAD, V1.8 Build 186

Test/Area Scan (71x81x1): Measurement grid: dx=15mm, dy=15mm
Maximum value of SAR (interpolated) = 0.512 mW/g

Test/Zoom Scan (5x5x7)/Cube 0: Measurement grid: dx=8mm, dy=8mm, dz=5mm
Reference Value = 8.79 V/m; Power Drift = -0.054 dB
Peak SAR (extrapolated) = 0.999 W/kg
SAR(1 g) = 0.346 mW/g; SAR(10 g) = 0.155 mW/g
Maximum value of SAR (measured) = 0.440 mW/g



0 dB = 0.440mW/g

Test Laboratory: UnionTrust Date: 2020/5/28

P03_WCDMA II_RMC12.2K_Rear Face_0MM_9538

DUT: EUT

Communication System: WCDMA Band II; Frequency: 1907.6 MHz;Duty Cycle: 1:1
Medium: H1900 Medium parameters used: f = 1908 MHz; σ = 1.45 mho/m; ε_r = 39.7; ρ = 1000 kg/m^3

DASY4 Configuration:
- Probe: ES3DV3 - SN3090; ConvF(5.1, 5.1, 5.1); Calibrated: 2020/5/9
- Sensor-Surface: 3mm (Mechanical Surface Detection)
- Electronics: DAE4 Sn662; Calibrated: 2020/5/6
- Phantom: SAM 2; Type: QD 000 P40 CB; Serial: TP-1376
- ; Postprocessing SW: SEMCAD, V1.8 Build 186

Test/Area Scan (71x81x1): Measurement grid: dx=15mm, dy=15mm
Maximum value of SAR (interpolated) = 1.15 mW/g

Test/Zoom Scan (5x5x7)/Cube 0: Measurement grid: dx=8mm, dy=8mm, dz=5mm
Reference Value = 13.0 V/m; Power Drift = -0.03 dB
Peak SAR (extrapolated) = 2.28 W/kg
SAR(1 g) = 0.955 mW/g; SAR(10 g) = 0.438 mW/g
Maximum value of SAR (measured) = 1.21 mW/g



0 dB = 1.21mW/g

Test Laboratory: UnionTrust Date: 2020/5/29

P04_WCDMA IV_RMC12.2K_Rear Face_0MM_1513

DUT: EUT

Communication System: WCDMA Band IV; Frequency: 1752.6 MHz;Duty Cycle: 1:1
Medium: H1750 Medium parameters used: f = 1753 MHz; σ = 1.34 mho/m; ε_r = 41.8; ρ = 1000 kg/m^3

DASY4 Configuration:
- Probe: ES3DV3 - SN3090; ConvF(5.38, 5.38, 5.38); Calibrated: 2020/5/9
- Sensor-Surface: 3mm (Mechanical Surface Detection)
- Electronics: DAE4 Sn662; Calibrated: 2020/5/6
- Phantom: SAM 2; Type: QD 000 P40 CB; Serial: TP-1376
- ; Postprocessing SW: SEMCAD, V1.8 Build 186

Test/Area Scan (71x81x1): Measurement grid: dx=15mm, dy=15mm
Maximum value of SAR (interpolated) = 1.01 mW/g

Test/Zoom Scan (5x5x7)/Cube 0: Measurement grid: dx=8mm, dy=8mm, dz=5mm
Reference Value = 11.2 V/m; Power Drift = -0.02dB
Peak SAR (extrapolated) = 1.64 W/kg
SAR(1 g) = 0.718 mW/g; SAR(10 g) = 0.338 mW/g
Maximum value of SAR (measured) = 0.916 mW/g



0 dB = 0.916mW/g

Test Laboratory: UnionTrust Date: 2020/5/26

P05_WCDMA V_RMC12.2K_Rear Face_0MM_4233

DUT: EUT

Communication System: WCDMA Band V; Frequency: 846.6 MHz;Duty Cycle: 1:1
Medium: H850 Medium parameters used: f = 847 MHz; σ = 0.931 mho/m; ε_r = 43.1; ρ = 1000 kg/m^3

DASY4 Configuration:
- Probe: ES3DV3 - SN3090; ConvF(6.13, 6.13, 6.13); Calibrated: 2020/5/9
- Sensor-Surface: 3mm (Mechanical Surface Detection)
- Electronics: DAE4 Sn662; Calibrated: 2020/5/6
- Phantom: SAM 1; Type: QD 000 P40 CB; Serial: TP/1378
- ; Postprocessing SW: SEMCAD, V1.8 Build 186

Test/Area Scan (71x81x1): Measurement grid: dx=15mm, dy=15mm
Maximum value of SAR (interpolated) = 1.38 mW/g

Test/Zoom Scan (5x5x7)/Cube 0: Measurement grid: dx=8mm, dy=8mm, dz=5mm
Reference Value = 26.9 V/m; Power Drift = -0.04 dB
Peak SAR (extrapolated) = 3.36 W/kg
SAR(1 g) = 1.03 mW/g; SAR(10 g) = 0.453 mW/g
Maximum value of SAR (measured) = 1.28 mW/g

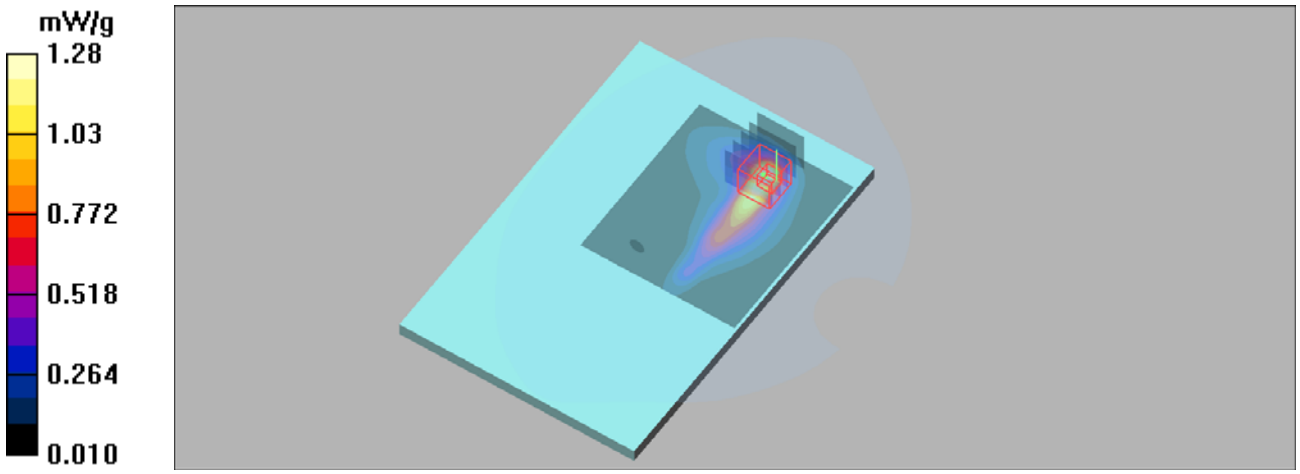

P09_LTE 7_QPSK20M_Rear Face_0MM_21350_1RB_50offset

DUT: EUT

Communication System: LTE Band 7; Frequency: 2560 MHz;Duty Cycle: 1:1
Medium: H2600 Medium parameters used: f = 2560 MHz; σ = 2 mho/m; ε_r = 37.9; ρ = 1000 kg/m^3

DASY4 Configuration:
- Probe: ES3DV3 - SN3090; ConvF(4.51, 4.51, 4.51); Calibrated: 2020/5/9
- Sensor-Surface: 3mm (Mechanical Surface Detection)
- Electronics: DAE4 Sn662; Calibrated: 2020/5/6
- Phantom: SAM 2; Type: QD 000 P40 CB; Serial: TP-1376
- ; Postprocessing SW: SEMCAD, V1.8 Build 186

Test/Area Scan (71x81x1): Measurement grid: dx=15mm, dy=15mm
Maximum value of SAR (interpolated) = 0.886 mW/g

Test/Zoom Scan (5x5x7)/Cube 0: Measurement grid: dx=8mm, dy=8mm, dz=5mm
Reference Value = 6.52 V/m; Power Drift = -0.07 dB
Peak SAR (extrapolated) = 1.59 W/kg
SAR(1 g) = 0.613 mW/g; SAR(10 g) = 0.248 mW/g
Maximum value of SAR (measured) = 0.813 mW/g



P10_LTE 12_QPSK10M_Rear Face_0MM_23060_25RB_12offset

DUT: EUT

Communication System: LTE Band 12; Frequency: 704 MHz;Duty Cycle: 1:1
Medium: H750 Medium parameters used: f = 704 MHz; σ = 0.858 mho/m; ε_r = 40.9; ρ = 1000 kg/m^3

DASY4 Configuration:
- Probe: ES3DV3 - SN3090; ConvF(6.24, 6.24, 6.24); Calibrated: 2020/5/9
- Sensor-Surface: 3mm (Mechanical Surface Detection)
- Electronics: DAE4 Sn662; Calibrated: 2020/5/6
- Phantom: SAM 1; Type: QD 000 P40 CB; Serial: TP/1378
- ; Postprocessing SW: SEMCAD, V1.8 Build 186

Test/Area Scan (71x81x1): Measurement grid: dx=15mm, dy=15mm
Maximum value of SAR (interpolated) = 0.502 mW/g

Test/Zoom Scan (5x5x7)/Cube 0: Measurement grid: dx=8mm, dy=8mm, dz=5mm
Reference Value = 4.35 V/m; Power Drift = -0.07dB
Peak SAR (extrapolated) = 1.49 W/kg
SAR(1 g) = 0.352 mW/g; SAR(10 g) = 0.140 mW/g
Maximum value of SAR (measured) = 0.509 mW/g



0 dB = 0.509mW/g

Test Laboratory: UnionTrust Date: 2020/6/5

P11_LTE 14_QPSK10M_Rear Face_0MM_23330_1RB_24offset

DUT: EUT

Communication System: LTE 14; Frequency: 793 MHz;Duty Cycle: 1:1
Medium: H750 Medium parameters used: f = 793 MHz; σ = 0.919 mho/m; ε_r = 41.3; ρ = 1000 kg/m^3

DASY4 Configuration:
- Probe: ES3DV3 - SN3090; ConvF(6.24, 6.24, 6.24); Calibrated: 2020/5/9
- Sensor-Surface: 3mm (Mechanical Surface Detection)
- Electronics: DAE4 Sn662; Calibrated: 2020/5/6
- Phantom: SAM 1; Type: QD 000 P40 CB; Serial: TP/1378
- ; Postprocessing SW: SEMCAD, V1.8 Build 186

Test/Area Scan (71x81x1): Measurement grid: dx=15mm, dy=15mm
Maximum value of SAR (interpolated) = 0.492 mW/g

Test/Zoom Scan (5x5x7)/Cube 0: Measurement grid: dx=8mm, dy=8mm, dz=5mm
Reference Value = 7.83 V/m; Power Drift = -0.04 dB
Peak SAR (extrapolated) = 1.63 W/kg
SAR(1 g) = 0.461 mW/g; SAR(10 g) = 0.194 mW/g
Maximum value of SAR (measured) = 0.706 mW/g



0 dB = 0.706mW/g

Test Laboratory: UnionTrust Date: 2020/6/4

P12_LTE 25_QPSK20M_Rear Face_0MM_26590_1RB_50offset

DUT: EUT

Communication System: LTE Band 25; Frequency: 1905 MHz;Duty Cycle: 1:1
Medium: H1900 Medium parameters used: f = 1905 MHz; σ = 1.45 mho/m; ε_r = 39.7; ρ = 1000 kg/m^3

DASY4 Configuration:
- Probe: ES3DV3 - SN3090; ConvF(5.1, 5.1, 5.1); Calibrated: 2020/5/9
- Sensor-Surface: 3mm (Mechanical Surface Detection)
- Electronics: DAE4 Sn662; Calibrated: 2020/5/6
- Phantom: SAM 2; Type: QD 000 P40 CB; Serial: TP-1376
- ; Postprocessing SW: SEMCAD, V1.8 Build 186

Test/Area Scan (71x81x1): Measurement grid: dx=15mm, dy=15mm
Maximum value of SAR (interpolated) = 1.69 mW/g

Test/Zoom Scan (5x5x7)/Cube 0: Measurement grid: dx=8mm, dy=8mm, dz=5mm
Reference Value = 18.8 V/m; Power Drift = -0.03 dB
Peak SAR (extrapolated) = 2.74 W/kg
SAR(1 g) = 1.13 mW/g; SAR(10 g) = 0.524 mW/g
Maximum value of SAR (measured) = 1.44 mW/g

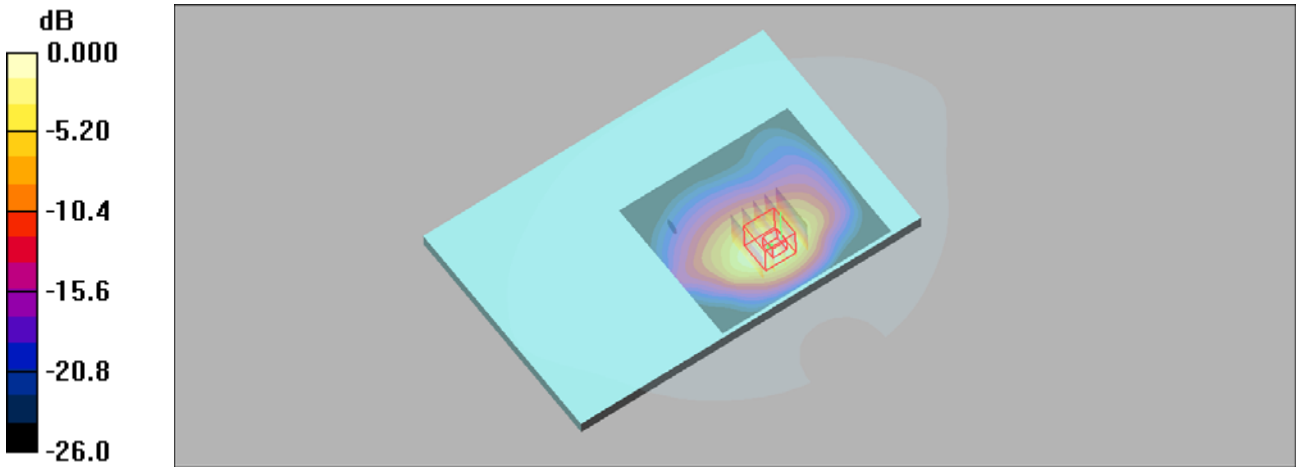

0 dB = 1.44mW/g

P13_LTE 26_QPSK15M_Rear Face_0MM_26765_36RB_39offset

DUT: EUT

Communication System: LTE Band26; Frequency: 821.5 MHz;Duty Cycle: 1:1
Medium: H850 Medium parameters used (interpolated): f = 821.5 MHz; σ = 0.906 mho/m; ε_r = 43.4; ρ = 1000 kg/m^3

DASY4 Configuration:
- Probe: ES3DV3 - SN3090; ConvF(6.13, 6.13, 6.13); Calibrated: 2020/5/9
- Sensor-Surface: 3mm (Mechanical Surface Detection)
- Electronics: DAE4 Sn662; Calibrated: 2020/5/6
- Phantom: SAM 1; Type: QD 000 P40 CB; Serial: TP/1378
- ; Postprocessing SW: SEMCAD, V1.8 Build 186

Test/Area Scan (71x81x1): Measurement grid: dx=15mm, dy=15mm
Maximum value of SAR (interpolated) = 0.642 mW/g

Test/Zoom Scan (5x5x7)/Cube 0: Measurement grid: dx=8mm, dy=8mm, dz=5mm
Reference Value = 7.71 V/m; Power Drift = 0.108 dB
Peak SAR (extrapolated) = 1.45 W/kg
SAR(1 g) = 0.439 mW/g; SAR(10 g) = 0.192 mW/g
Maximum value of SAR (measured) = 0.531 mW/g



0 dB = 0.531mW/g

Test Laboratory: UnionTrust Date: 2020/5/25

P14_LTE 30_QPSK10M_Rear Face_0MM_27710_1RB_24offset

DUT: EUT

Communication System: LTE 30; Frequency: 2310 MHz;Duty Cycle: 1:1
Medium: H2300 Medium parameters used: f = 2310 MHz; σ = 1.61 mho/m; ε_r = 39; ρ = 1000 kg/m^3

DASY4 Configuration:
- Probe: ES3DV3 - SN3090; ConvF(4.83, 4.83, 4.83); Calibrated: 2020/5/9
- Sensor-Surface: 3mm (Mechanical Surface Detection)
- Electronics: DAE4 Sn662; Calibrated: 2020/5/6
- Phantom: SAM 2; Type: QD 000 P40 CB; Serial: TP-1376
- ; Postprocessing SW: SEMCAD, V1.8 Build 186

Test/Area Scan (71x81x1): Measurement grid: dx=15mm, dy=15mm
Maximum value of SAR (interpolated) = 0.613 mW/g

Test/Zoom Scan (5x5x7)/Cube 0: Measurement grid: dx=8mm, dy=8mm, dz=5mm
Reference Value = 8.33 V/m; Power Drift = -0.021 dB
Peak SAR (extrapolated) = 1.01 W/kg
SAR(1 g) = 0.429 mW/g; SAR(10 g) = 0.185 mW/g
Maximum value of SAR (measured) = 0.574 mW/g



0 dB = 0.574mW/g

Test Laboratory: UnionTrust Date: 2020/5/29

P15_LTE 41_QPSK20M_Top Side_0MM_41490_1RB_50offset

DUT: EUT

Communication System: TD-LTE Band41-3; Frequency: 2680 MHz;Duty Cycle: 1:1.58
Medium: H2600 Medium parameters used: f = 2680 MHz; σ = 2.15 mho/m; ε_r = 37.4; ρ = 1000 kg/m^3

DASY4 Configuration:
- Probe: ES3DV3 - SN3090; ConvF(4.51, 4.51, 4.51); Calibrated: 2020/5/9
- Sensor-Surface: 3mm (Mechanical Surface Detection)
- Electronics: DAE4 Sn662; Calibrated: 2020/5/6
- Phantom: SAM 2; Type: QD 000 P40 CB; Serial: TP-1376
- ; Postprocessing SW: SEMCAD, V1.8 Build 186

Test/Area Scan (71x81x1): Measurement grid: dx=15mm, dy=15mm
Maximum value of SAR (interpolated) = 0.544 mW/g

Test/Zoom Scan (5x5x7)/Cube 0: Measurement grid: dx=8mm, dy=8mm, dz=5mm
Reference Value = 2.40 V/m; Power Drift = 0.05 dB
Peak SAR (extrapolated) = 1.33 W/kg
SAR(1 g) = 0.410 mW/g; SAR(10 g) = 0.134 mW/g
Maximum value of SAR (measured) = 0.589 mW/g

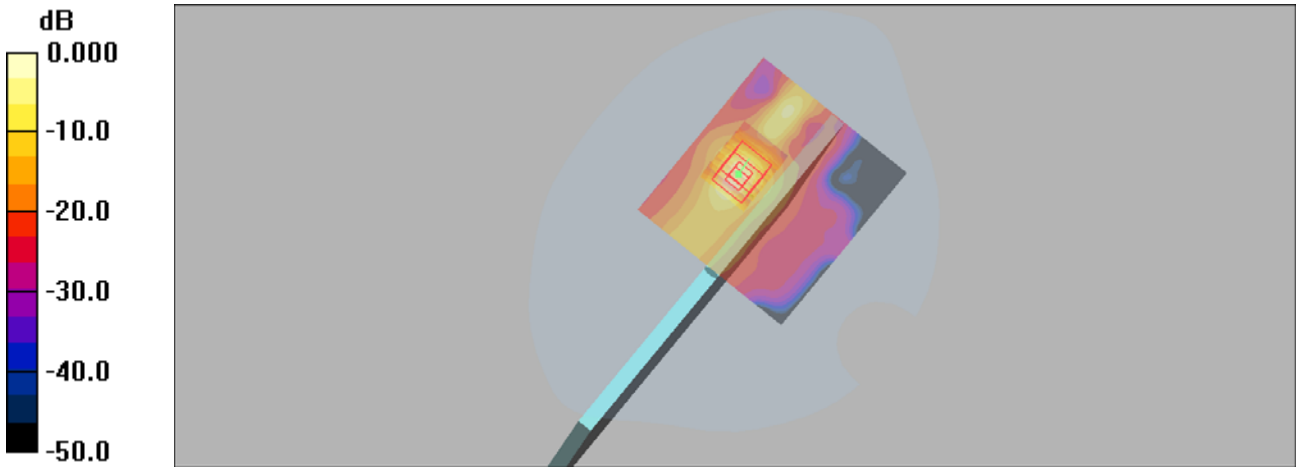

0 dB = 0.589mW/g

Test Laboratory: UnionTrust Date: 2020/6/2

P16_LTE 66_QPSK20M_Rear Face_0MM_132572_1RB_50offset

DUT: EUT

Communication System: LTE Band 66&QPSK20M; Frequency: 1770 MHz;Duty Cycle: 1:1
Medium: H1750 Medium parameters used: f = 1770 MHz; σ = 1.4 mho/m; ε_r = 39.3; ρ = 1000 kg/m^3

DASY4 Configuration:
- Probe: ES3DV3 - SN3090; ConvF(5.38, 5.38, 5.38); Calibrated: 2020/5/9
- Sensor-Surface: 3mm (Mechanical Surface Detection)
- Electronics: DAE4 Sn662; Calibrated: 2020/5/6
- Phantom: SAM 2; Type: QD 000 P40 CB; Serial: TP-1376
- ; Postprocessing SW: SEMCAD, V1.8 Build 186

Test/Area Scan (71x81x1): Measurement grid: dx=15mm, dy=15mm
Maximum value of SAR (interpolated) = 0.932 mW/g

Test/Zoom Scan (5x5x7)/Cube 0: Measurement grid: dx=8mm, dy=8mm, dz=5mm
Reference Value = 20.1 V/m; Power Drift = -0.145 dB
Peak SAR (extrapolated) = 1.55 W/kg
SAR(1 g) = 0.658 mW/g; SAR(10 g) = 0.306 mW/g
Maximum value of SAR (measured) = 0.843 mW/g



0 dB = 0.843mW/g

P17_LTE 71_QPSK20M_Rear Face_0MM_133372_50RB_50offset

DUT: EUT

Communication System: LTE Band 71 & 20M; Frequency: 688 MHz;Duty Cycle: 1:1
Medium: H750 Medium parameters used (extrapolated): f = 688 MHz; σ = 0.846 mho/m; ε_r = 41.2; ρ = 1000 kg/m^3

DASY4 Configuration:
- Probe: ES3DV3 - SN3090; ConvF(6.24, 6.24, 6.24); Calibrated: 2020/5/9
- Sensor-Surface: 3mm (Mechanical Surface Detection)
- Electronics: DAE4 Sn662; Calibrated: 2020/5/6
- Phantom: SAM 1; Type: QD 000 P40 CB; Serial: TP/1378
- ; Postprocessing SW: SEMCAD, V1.8 Build 186

Test/Area Scan (71x81x1): Measurement grid: dx=15mm, dy=15mm
Maximum value of SAR (interpolated) = 0.601 mW/g

Test/Zoom Scan (5x5x7)/Cube 0: Measurement grid: dx=8mm, dy=8mm, dz=5mm
Reference Value = 2.56 V/m; Power Drift = 0.03dB
Peak SAR (extrapolated) = 1.78 W/kg
SAR(1 g) = 0.414 mW/g; SAR(10 g) = 0.163 mW/g
Maximum value of SAR (measured) = 0.657 mW/g

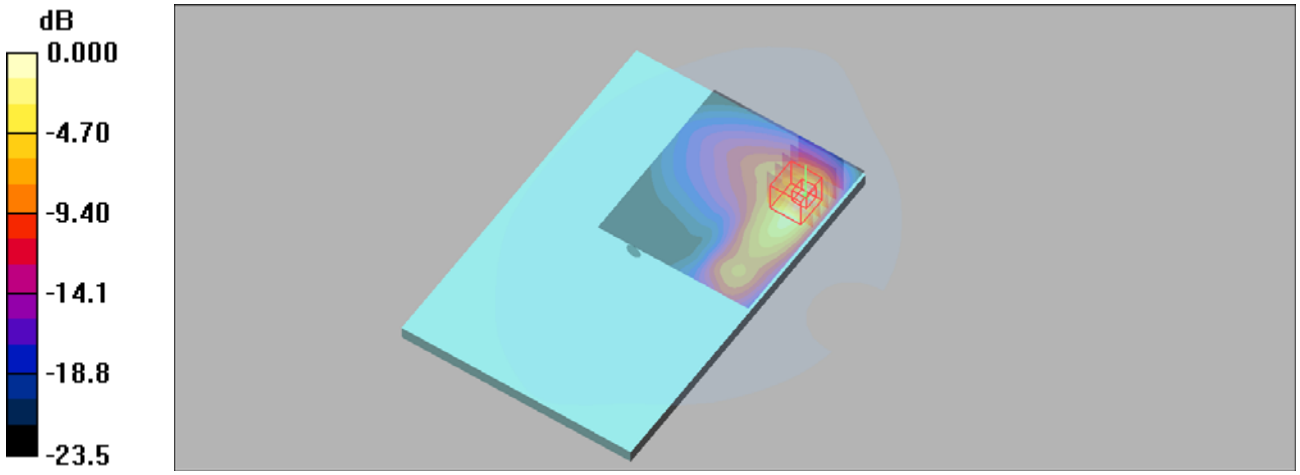

0 dB = 0.657mW/g

Test Laboratory: UnionTrust Date: 6/29/2020

P01 802.11a_Rear Face_0cm_Ch36

DUT: EUT

Communication System: 802.11a; Frequency: 5180 MHz;Duty Cycle: 1:1
Medium: H5G Medium parameters used: f = 5180 MHz; σ = 4.67 S/m; ε_r = 36.353; ρ = 1000 kg/m^3

DASY4 Configuration:
- Probe: EX3DV4 - SN7506; ConvF(5.34, 5.34, 5.34) @ 5180 MHz; Calibrated: 5/29/2020
- Sensor-Surface: 1.4mm (Mechanical Surface Detection)
- Electronics: DAE4 Sn1557; Calibrated: 5/27/2020
- Phantom: SAM 1; Type: QD 000 P40 CB; Serial: TP/1378
- ; Postprocessing SW: SEMCAD, V1.8 Build 186

- Area Scan (71x91x1): Interpolated grid: dx=1.000 mm, dy=1.000 mm
Maximum value of SAR (interpolated) = 0.524 W/kg

- Zoom Scan (8x8x7)/Cube 0: Measurement grid: dx=4mm, dy=4mm, dz=1.4mm
Reference Value = 8.279 V/m; Power Drift = 0.10 dB
Peak SAR (extrapolated) = 0.782 W/kg
SAR(1 g) = 0.142 W/kg; SAR(10 g) = 0.036 W/kg
Maximum value of SAR (measured) = 0.457 W/kg

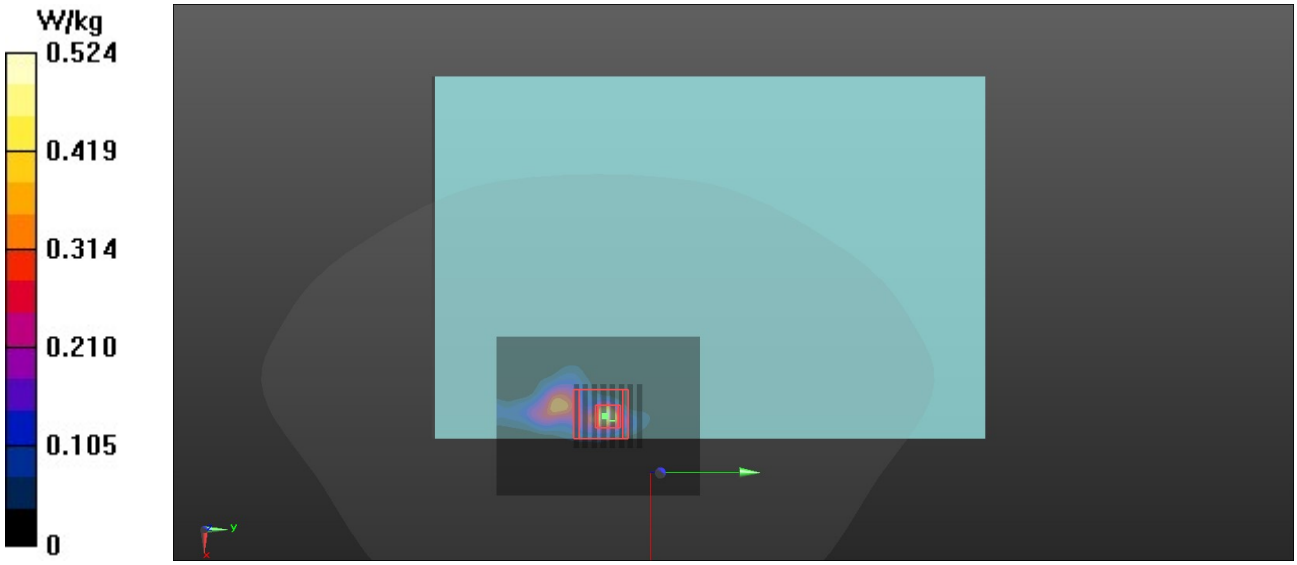

Test Laboratory: UnionTrust Date: 6/29/2020

P02 802.11a_Top Side_0cm_Ch136

DUT: EUT

Communication System: 802.11a; Frequency: 5680 MHz;Duty Cycle: 1:1
Medium: H5G Medium parameters used: f = 5680 MHz; σ = 5.185 S/m; ε_r = 35.622; ρ = 1000 kg/m^3

DASY4 Configuration:
- Probe: EX3DV4 - SN7506; ConvF(4.88, 4.88, 4.88) @ 5680 MHz; Calibrated: 5/29/2020
- Sensor-Surface: 1.4mm (Mechanical Surface Detection)
- Electronics: DAE4 Sn1557; Calibrated: 5/27/2020
- Phantom: SAM 1; Type: QD 000 P40 CB; Serial: TP/1378
- ; Postprocessing SW: SEMCAD, V1.8 Build 186

- Area Scan (61x91x1): Interpolated grid: dx=1.000 mm, dy=1.000 mm
Maximum value of SAR (interpolated) = 0.609 W/kg

- Zoom Scan (8x8x7)/Cube 0: Measurement grid: dx=4mm, dy=4mm, dz=1.4mm
Reference Value = 3.191 V/m; Power Drift = 0.09 dB
Peak SAR (extrapolated) = 3.21 W/kg
SAR(1 g) = 0.188 W/kg; SAR(10 g) = 0.042 W/kg
Maximum value of SAR (measured) = 0.624 W/kg

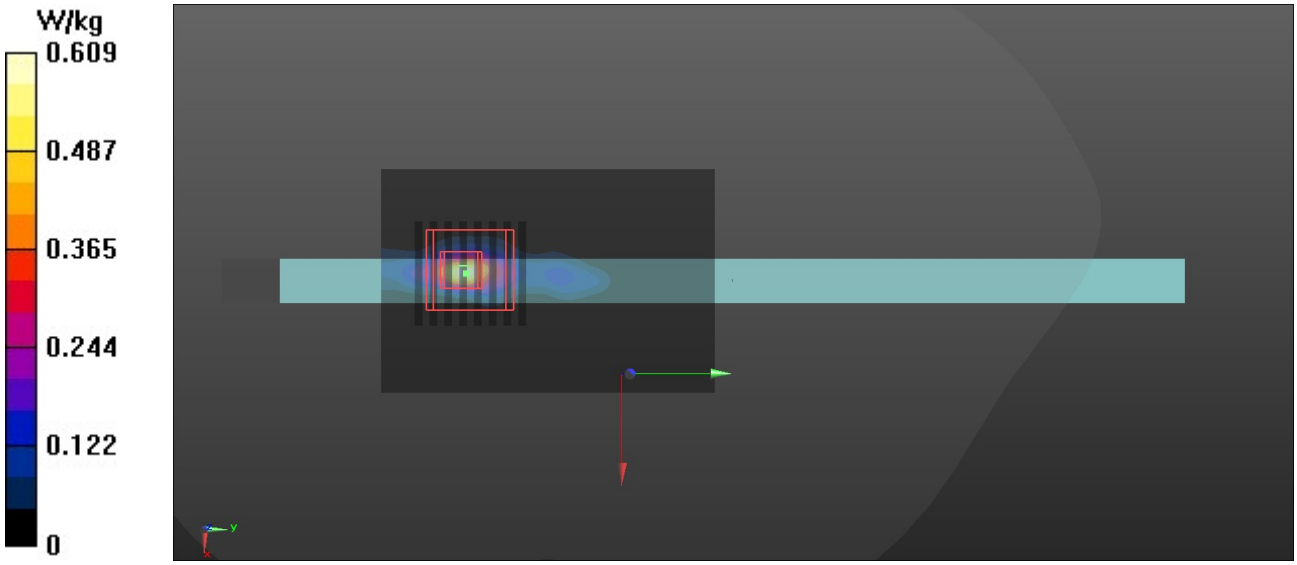

P03 802.11a_Top Side_0cm_Ch149

DUT: EUT

Communication System: 802.11a; Frequency: 5745 MHz;Duty Cycle: 1:1
Medium: H5G Medium parameters used (interpolated): f = 5745 MHz; σ = 5.26 S/m; ε_r = 35.529; ρ = 1000 kg/m^3

DASY4 Configuration:
- Probe: EX3DV4 - SN7506; ConvF(4.94, 4.94, 4.94) @ 5745 MHz; Calibrated: 5/29/2020
- Sensor-Surface: 1.4mm (Mechanical Surface Detection)
- Electronics: DAE4 Sn1557; Calibrated: 5/27/2020
- Phantom: SAM 1; Type: QD 000 P40 CB; Serial: TP/1378
- ; Postprocessing SW: SEMCAD, V1.8 Build 186

- Area Scan (61x91x1): Interpolated grid: dx=1.000 mm, dy=1.000 mm
Maximum value of SAR (interpolated) = 0.646 W/kg
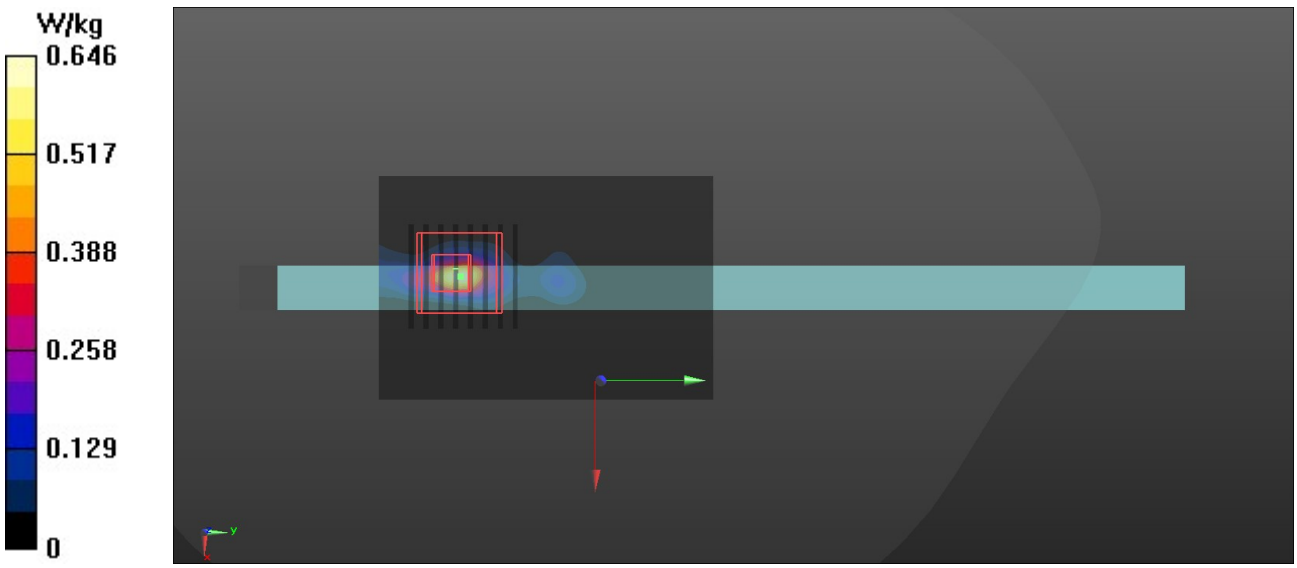
- Zoom Scan (8x8x7)/Cube 0: Measurement grid: dx=4mm, dy=4mm, dz=1.4mm
Reference Value = 3.708 V/m; Power Drift = 0.16 dB
Peak SAR (extrapolated) = 1.08 W/kg
SAR(1 g) = 0.190 W/kg; SAR(10 g) = 0.043 W/kg
Maximum value of SAR (measured) = 0.558 W/kg