5.7.10 LTE Band 66

LTE Band 66_ Channel Bandwidth: 1.4 MHz	
QPSK	16QAM
Lowest Channel	
Middle Channel	
Highest Channel	

LTE Band 66_ Channel Bandwidth: 3 MHz	
QPSK	16QAM
Lowest Channel	
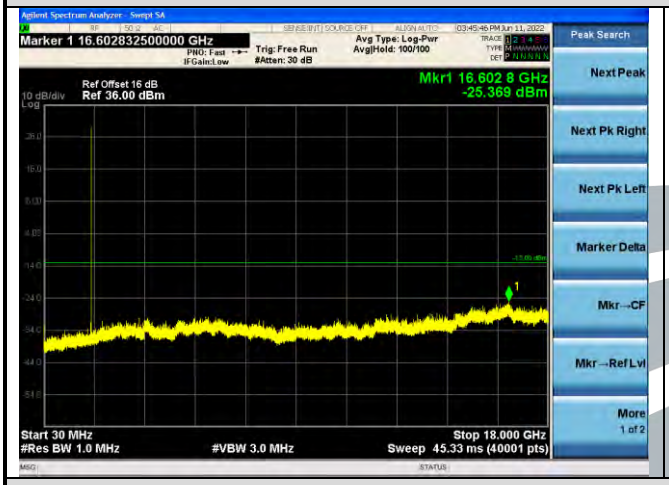	
Middle Channel	
Highest Channel	
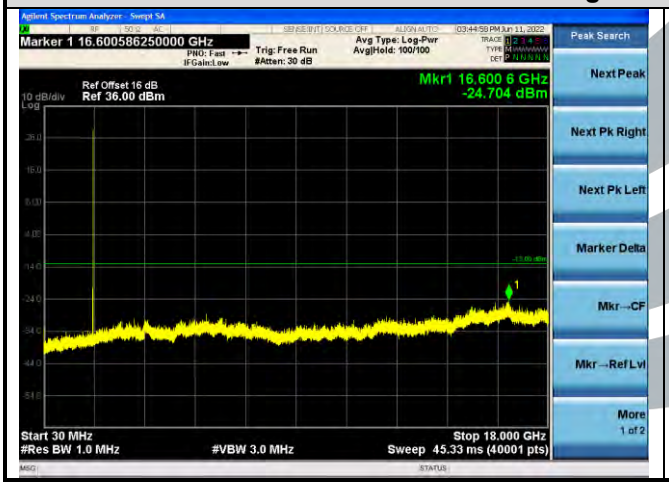	

LTE Band 66_ Channel Bandwidth: 5 MHz	
QPSK	16QAM
Lowest Channel	
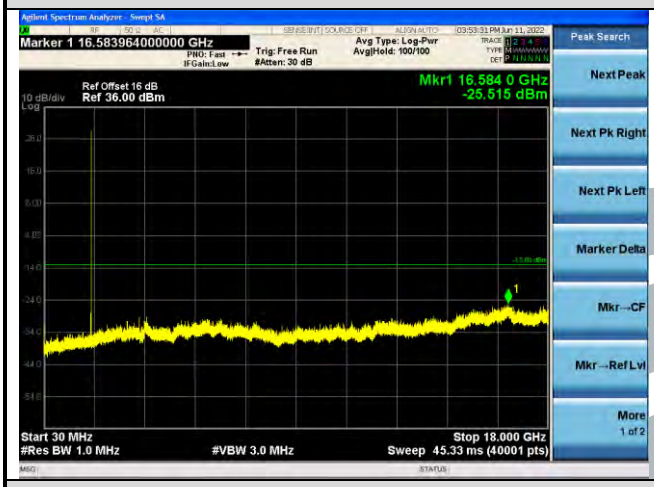	
Middle Channel	
Highest Channel	
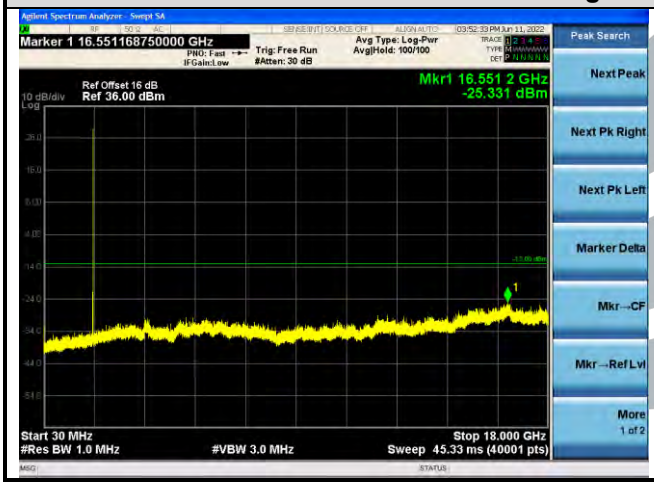	

LTE Band 66_ Channel Bandwidth: 10 MHz	
QPSK	16QAM
Lowest Channel	
Middle Channel	
Highest Channel	

LTE Band 66_ Channel Bandwidth: 15 MHz	
QPSK	16QAM
Lowest Channel	
Middle Channel	
Highest Channel	

LTE Band 66_ Channel Bandwidth: 20 MHz	
QPSK	16QAM
Lowest Channel	
Middle Channel	
Highest Channel	

LTE Band 66 / 1.4MHz / 64QAM	LTE Band 66 / 3MHz / 64QAM
Lowest Channel	
Middle Channel	
Highest Channel	
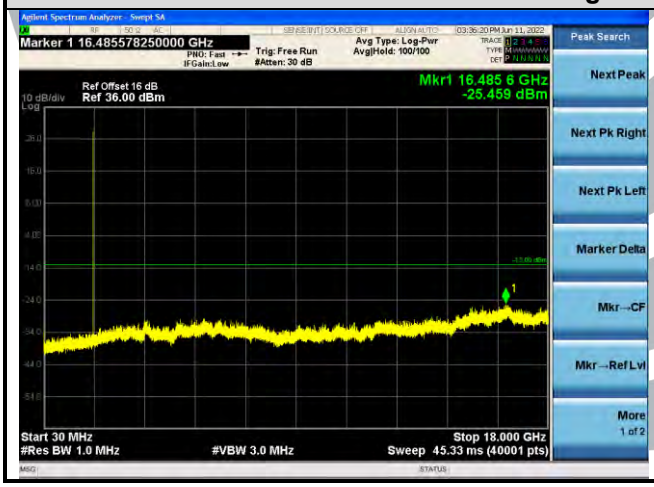	

LTE Band 66 / 5MHz / 64QAM	LTE Band 66 / 10MHz / 64QAM
Lowest Channel	
Middle Channel	
Highest Channel	
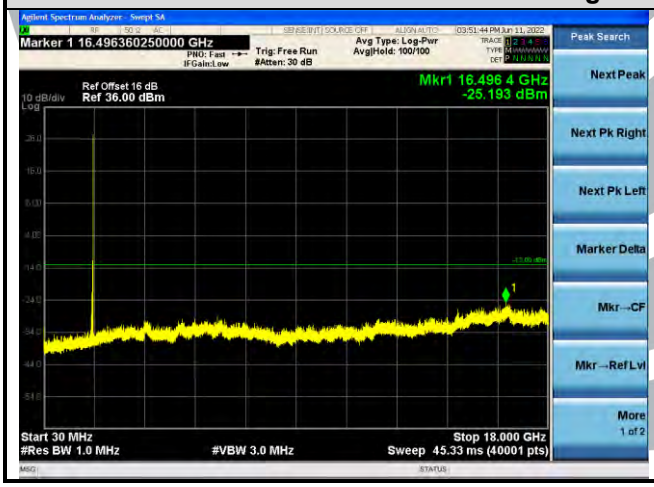	

LTE Band 66 / 15MHz / 64QAM	LTE Band 66 / 20MHz / 64QAM
Lowest Channel	
Middle Channel	
Highest Channel	

5.7.11 LTE Band 71

LTE Band 71_ Channel Bandwidth: 5 MHz	
QPSK	16QAM
Lowest Channel	
Middle Channel	
Highest Channel	

LTE Band 71_ Channel Bandwidth: 10 MHz	
QPSK	16QAM
Lowest Channel	
Middle Channel	
Highest Channel	

LTE Band 71_ Channel Bandwidth: 15 MHz	
QPSK	16QAM
Lowest Channel	
Middle Channel	
Highest Channel	

LTE Band 71_ Channel Bandwidth: 20 MHz	
QPSK	16QAM
Lowest Channel	
Middle Channel	
Highest Channel	

LTE Band 71 / 5MHz / 64QAM	LTE Band 71 / 10MHz / 64QAM
Lowest Channel	
Middle Channel	
Highest Channel	
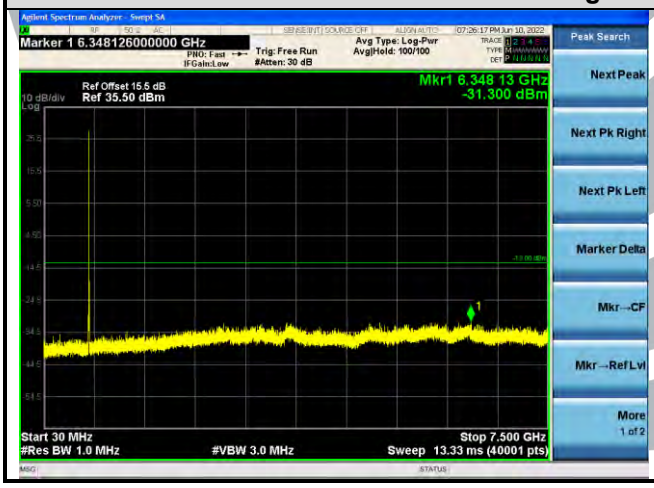	

LTE Band 71 / 15MHz / 64QAM	LTE Band 71 / 20MHz / 64QAM
Lowest Channel	
Middle Channel	
Highest Channel	
	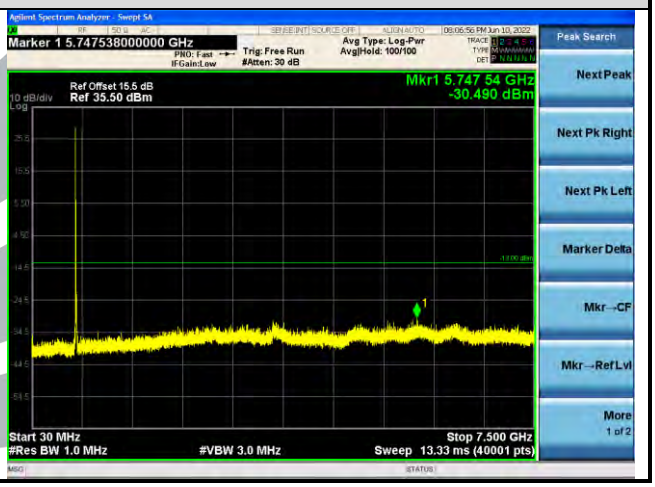

5.8 FIELD STRENGTH OF SPURIOUS RADIATION

Test Requirement: **LTE Band 2 & LTE Band 25:** FCC 47 CFR Part 24.238(a)
LTE Band 4 & LTE Band 66: FCC 47 CFR Part 27.53(h)
LTE Band 5 & LTE Band 26: FCC 47 CFR Part 22.917(a)
LTE Band 7 & Band 41: FCC 47 CFR Part 27.53(m)(4)
LTE Band 12 & Band 17 & Band 71: FCC 47 CFR Part 27.53(g)
LTE Band 13: FCC 47 CFR Part 27.53
LTE Band 26: FCC 47 CFR Part 90.691
LTE Band 30: FCC 47 CFR Part 27.53(a)(4)

Test Method: ANSI C63.26-2015 & KDB 971168 D01v03r01

Receiver Setup:

Frequency	Detector	RBW	VBW	Remark
0.009 MHz-30 MHz	Peak	10 kHz	30 KHz	Peak
30 MHz-1 GHz	Quasi-peak	100 kHz	300 KHz	Peak
Above 1 GHz	Peak	1 MHz	3 MHz	Peak

Limits:

FCC 47 CFR Part 24.238(a), 27.53(h)(1), 22.917(a), 27.53(g), 27.53(c)(2), 90.691:
The power of any emission outside of the authorized operating frequency ranges must be attenuated below the transmitting power (P) by a factor of at least 43 + 10 log(P) dB. The emission limit equal to -13 dBm.

FCC 47 CFR Part 27.53(a)(4): For mobile and portable stations operating in the 2305-2315 MHz and 2350-2360 MHz bands:
(i) By a factor of not less than: 43 + 10 log (P) dB on all frequencies between 2305 and 2320 MHz and on all frequencies between 2345 and 2360 MHz that are outside the licensed band(s) of operation, not less than 55 + 10 log (P) dB on all frequencies between 2320 and 2324 MHz and on all frequencies between 2341 and 2345 MHz, not less than 61 + 10 log (P) dB on all frequencies between 2324 and 2328 MHz and on all frequencies between 2337 and 2341 MHz, and not less than 67 + 10 log (P) dB on all frequencies between 2328 and 2337 MHz;
(ii) By a factor of not less than 43 + 10 log (P) dB on all frequencies between 2300 and 2305 MHz, 55 + 10 log (P) dB on all frequencies between 2296 and 2300 MHz, 61 + 10 log (P) dB on all frequencies between 2292 and 2296 MHz, 67 + 10 log (P) dB on all frequencies between 2288 and 2292 MHz, and 70 + 10 log (P) dB below 2288 MHz;
(iii) By a factor of not less than 43 + 10 log (P) dB on all frequencies between 2360 and 2365 MHz, and not less than 70 + 10 log (P) dB above 2365 MHz.

FCC 47 CFR Part 27.53(m)(4):
The power of any emission outside of the authorized operating frequency ranges must be attenuated below the transmitting power (P) by a factor of at least 55 + 10 log(P) dB. The emission limit equal to -25 dBm.

FCC 47 CFR Part 27.53:
(c) The power of any emission outside of the authorized operating frequency ranges must be attenuated below the transmitting power (P) by a factor of at least 43 + 10 log (P) dB.
(f) Emissions in the band 1559-1610 MHz shall be limited to −70 dBW/MHz equivalent isotropically radiated power (EIRP) for wideband signals. (-70 dBW/MHz = -40dBm/MHz).

Test Setup: Refer to section 4.2.1 for details.

Test Procedures: KDB 971168 D01v03r01 Section 7

Equipment Used: Refer to section 3 for details.

Test Result: Pass

The measurement data as follows:

5.8.1 LTE Band 2

LTE Band 2_ 20 MHz_ QPSK							
No.	Frequency (MHz)	SA Reading (dBm)	Correction factor (dB/m)	EIRP Result (dBm)	Limit (dBm)	Margin (dB)	Ant. Pol.
Lowest Channel							
1	31.513	-79.2	4.9	-74.2	-13.0	-61.2	Horizontal
2	602.929	-80.4	8.9	-71.5	-13.0	-58.5	Horizontal
3	875.013	-81.2	13.5	-67.8	-13.0	-54.8	Horizontal
4	3720	-63.6	7.7	-55.9	-13.0	-42.9	Horizontal
5	5580	-65.3	11.7	-53.6	-13.0	-40.6	Horizontal
6	642.292	-80.8	9.9	-71.0	-13.0	-58.0	Vertical
7	754.963	-81.5	11.3	-70.2	-13.0	-57.2	Vertical
8	912.695	-81.1	14.0	-67.2	-13.0	-54.2	Vertical
9	3720	-61.8	7.7	-54.2	-13.0	-41.2	Vertical
10	5580	-65.7	11.7	-54.0	-13.0	-41.0	Vertical
Middle Channel							
1	33.335	-80.4	4.7	-75.7	-13.0	-62.7	Horizontal
2	728.897	-81.5	11.5	-70.0	-13.0	-57.0	Horizontal
3	881.184	-82.1	13.6	-68.5	-13.0	-55.5	Horizontal
4	3760	-63.4	7.8	-55.6	-13.0	-42.6	Horizontal
5	5640	-65.8	11.6	-54.2	-13.0	-41.2	Horizontal
6	32.184	-78.5	4.8	-73.7	-13.0	-60.7	Vertical
7	689.051	-81.5	10.8	-70.7	-13.0	-57.7	Vertical
8	965.474	-82.7	14.3	-68.3	-13.0	-55.3	Vertical
9	3760	-62.8	7.8	-55.0	-13.0	-42.0	Vertical
10	5640	-65.3	11.6	-53.7	-13.0	-40.7	Vertical
Highest Channel							
1	642.292	-81.1	9.9	-71.2	-13.0	-58.2	Horizontal
2	734.037	-81.7	11.4	-70.3	-13.0	-57.3	Horizontal
3	887.398	-82.4	13.7	-68.7	-13.0	-55.7	Horizontal
4	3800	-63.3	7.9	-55.4	-13.0	-42.4	Horizontal
5	5700	-65.3	11.4	-53.9	-13.0	-40.9	Horizontal
6	360.977	-80.5	4.5	-76.0	-13.0	-63.0	Vertical
7	689.051	-81.5	10.8	-70.7	-13.0	-57.7	Vertical
8	844.803	-81.5	12.7	-68.8	-13.0	-55.8	Vertical
9	3800	-63.1	7.9	-55.1	-13.0	-42.1	Vertical
10	5700	-65.5	11.4	-54.0	-13.0	-41.0	Vertical

5.8.2 LTE Band 4

LTE Band 4_ 20 MHz_ QPSK							
No.	Frequency (MHz)	SA Reading (dBm)	Correction factor (dB/m)	EIRP Result (dBm)	Limit (dBm)	Margin (dB)	Ant. Pol.
Lowest Channel							
1	418.378	-80.3	5.2	-75.1	-13.0	-62.1	Horizontal
2	718.725	-81.1	11.3	-69.8	-13.0	-56.8	Horizontal
3	856.76	-81.7	13.1	-68.5	-13.0	-55.5	Horizontal
4	3440	-58.4	6.5	-51.8	-13.0	-38.8	Horizontal
5	5160	-64.8	10.1	-54.7	-13.0	-41.7	Horizontal
6	744.427	-81.7	11.5	-70.2	-13.0	-57.2	Vertical
7	893.656	-82.5	13.9	-68.6	-13.0	-55.6	Vertical
8	945.334	-82.4	14.2	-68.2	-13.0	-55.2	Vertical
9	3440	-56.9	6.5	-50.4	-13.0	-37.4	Vertical
10	5160	-64.4	10.1	-54.3	-13.0	-41.3	Vertical
Middle Channel							
1	43.845	-75.1	-0.8	-75.9	-13.0	-62.9	Horizontal
2	718.725	-81.7	11.3	-70.3	-13.0	-57.3	Horizontal
3	919.132	-82.3	14.0	-68.3	-13.0	-55.3	Horizontal
4	3465	-58.9	6.6	-52.3	-13.0	-39.3	Horizontal
5	5197.5	-65.4	10.3	-55.2	-13.0	-42.2	Horizontal
6	30.425	-80.4	5.1	-75.3	-13.0	-62.3	Vertical
7	594.514	-80.4	8.6	-71.8	-13.0	-58.8	Vertical
8	862.802	-81.6	13.1	-68.5	-13.0	-55.5	Vertical
9	3465	-59.0	6.6	-52.4	-13.0	-39.4	Vertical
10	5197.5	-66.2	10.3	-56.0	-13.0	-43.0	Vertical
Highest Channel							
1	637.795	-81.4	9.7	-71.7	-13.0	-58.7	Horizontal
2	838.887	-82.0	12.8	-69.2	-13.0	-56.2	Horizontal
3	965.474	-82.5	14.3	-68.1	-13.0	-55.1	Horizontal
4	3490	-58.5	6.7	-51.8	-13.0	-38.8	Horizontal
5	5235	-65.7	10.4	-55.3	-13.0	-42.3	Horizontal
6	531.291	-79.6	7.4	-72.3	-13.0	-59.3	Vertical
7	679.435	-81.2	10.4	-70.8	-13.0	-57.8	Vertical
8	815.635	-81.8	12.2	-69.7	-13.0	-56.7	Vertical
9	3490	-57.1	6.7	-50.4	-13.0	-37.4	Vertical
10	5235	-66.5	10.4	-56.0	-13.0	-43.0	Vertical

5.8.3 LTE Band 5

LTE Band 5_ 10 MHz_ QPSK							
No.	Frequency (MHz)	SA Reading (dBm)	Correction factor (dB/m)	EIRP Result (dBm)	Limit (dBm)	Margin (dB)	Ant. Pol.
Lowest Channel							
1	660.602	-87.3	39.6	-47.7	-13.0	-34.7	Horizontal
2	744.427	-87.6	40.8	-46.8	-13.0	-33.8	Horizontal
3	912.695	-86.7	42.8	-43.9	-13.0	-30.9	Horizontal
4	1658	-56.9	0.3	-56.6	-13.0	-43.6	Horizontal
5	2487	-58.3	3.6	-54.7	-13.0	-41.7	Horizontal
6	527.571	-88.8	36.5	-52.3	-13.0	-39.3	Vertical
7	590.351	-87.8	38.0	-49.8	-13.0	-36.8	Vertical
8	945.334	-87.3	43.0	-44.3	-13.0	-31.3	Vertical
9	1658	-58.4	0.3	-58.1	-13.0	-45.1	Vertical
10	2487	-55.0	3.6	-51.4	-13.0	-38.4	Vertical
Middle Channel							
1	718.725	-88.6	40.7	-47.9	-13.0	-34.9	Horizontal
2	787.475	-87.1	41.0	-46.2	-13.0	-33.2	Horizontal
3	938.714	-86.9	42.9	-43.9	-13.0	-30.9	Horizontal
4	1673	-60.3	0.4	-60.0	-13.0	-47.0	Horizontal
5	2509.5	-61.9	3.7	-58.2	-13.0	-45.2	Horizontal
6	642.292	-89.5	39.3	-50.2	-13.0	-37.2	Vertical
7	708.694	-88.6	40.4	-48.2	-13.0	-35.2	Vertical
8	945.334	-86.7	43.0	-43.8	-13.0	-30.8	Vertical
9	1673	-60.3	0.4	-59.9	-13.0	-46.9	Vertical
10	2509.5	-62.2	3.7	-58.5	-13.0	-45.5	Vertical
Highest Channel							
1	674.677	-88.9	39.7	-49.2	-13.0	-36.2	Horizontal
2	798.62	-88.2	41.2	-47.0	-13.0	-34.0	Horizontal
3	938.714	-88.1	42.9	-45.1	-13.0	-32.1	Horizontal
4	1688	-60.0	0.5	-59.5	-13.0	-46.5	Horizontal
5	2532	-62.2	3.8	-58.4	-13.0	-45.4	Horizontal
6	674.677	-88.4	39.7	-48.7	-13.0	-35.7	Vertical
7	734.037	-88.6	40.7	-47.9	-13.0	-34.9	Vertical
8	992.997	-88.1	43.4	-44.7	-13.0	-31.7	Vertical
9	1688	-60.9	0.5	-60.4	-13.0	-47.4	Vertical
10	2532	-62.0	3.8	-58.2	-13.0	-45.2	Vertical

5.8.4 LTE Band 12

LTE Band 12_ 10 MHz_ QPSK							
No.	Frequency (MHz)	SA Reading (dBm)	Correction factor (dB/m)	EIRP Result (dBm)	Limit (dBm)	Margin (dB)	Ant. Pol.
Lowest Channel							
1	512.948	-88.4	36.5	-51.9	-13.0	-38.9	Horizontal
2	628.894	-89.1	38.8	-50.3	-13.0	-37.3	Horizontal
3	972.283	-87.5	43.1	-44.4	-13.0	-31.4	Horizontal
4	1408	-57.5	-0.9	-58.4	-13.0	-45.4	Horizontal
5	2112	-60.9	2.4	-58.4	-13.0	-45.4	Horizontal
6	398.296	-89.7	33.7	-56.0	-13.0	-43.0	Vertical
7	542.61	-89.5	37.1	-52.4	-13.0	-39.4	Vertical
8	833.013	-87.8	41.6	-46.1	-13.0	-33.1	Vertical
9	1408	-59.3	-0.9	-60.2	-13.0	-47.2	Vertical
10	2112	-53.9	2.4	-51.5	-13.0	-38.5	Vertical
Middle Channel							
1	353.447	-90.5	33.0	-57.5	-13.0	-44.5	Horizontal
2	509.356	-89.1	36.5	-52.7	-13.0	-39.7	Horizontal
3	952	-87.4	43.0	-44.5	-13.0	-31.5	Horizontal
4	1415	-56.5	-0.9	-57.3	-13.0	-44.3	Horizontal
5	2122.5	-59.9	2.5	-57.4	-13.0	-44.4	Horizontal
6	433.34	-90.3	34.1	-56.2	-13.0	-43.2	Vertical
7	505.789	-89.9	36.4	-53.5	-13.0	-40.5	Vertical
8	906.304	-88.1	42.8	-45.3	-13.0	-32.3	Vertical
9	1415	-59.8	-0.9	-60.6	-13.0	-47.6	Vertical
10	2122.5	-51.4	2.5	-48.9	-13.0	-35.9	Vertical
Highest Channel							
1	35.762	-86.2	33.3	-52.9	-13.0	-39.9	Horizontal
2	512.948	-88.4	36.5	-51.9	-13.0	-38.9	Horizontal
3	912.695	-87.6	42.8	-44.8	-13.0	-31.8	Horizontal
4	1422	-60.4	-0.8	-61.2	-13.0	-48.2	Horizontal
5	2133	-64.8	2.5	-62.3	-13.0	-49.3	Horizontal
6	35.511	-90.1	33.5	-56.6	-13.0	-43.6	Vertical
7	550.29	-88.6	37.1	-51.5	-13.0	-38.5	Vertical
8	793.028	-87.6	41.0	-46.6	-13.0	-33.6	Vertical
9	1422	-63.4	-0.8	-64.2	-13.0	-51.2	Vertical
10	2133	-59.0	2.5	-56.6	-13.0	-43.6	Vertical

5.8.5 LTE Band 13

LTE Band 13_ 5 MHz_ QPSK							
No.	Frequency (MHz)	SA Reading (dBm)	Correction factor (dB/m)	EIRP Result (dBm)	Limit (dBm)	Margin (dB)	Ant. Pol.
Lowest Channel							
1	39.182	-86.7	30.8	-56.0	-13.0	-43.0	Horizontal
2	615.774	-88.4	38.6	-49.8	-13.0	-36.8	Horizontal
3	698.804	-88.4	40.4	-48.1	-13.0	-35.1	Horizontal
4	1559	-60.4	-0.3	-60.7	-13.0	-47.7	Horizontal
5	2338.5	-63.7	3.1	-60.6	-13.0	-47.6	Horizontal
6	531.291	-87.9	36.7	-51.2	-13.0	-38.2	Vertical
7	723.793	-88.9	40.7	-48.2	-13.0	-35.2	Vertical
8	906.304	-87.9	42.8	-45.1	-13.0	-32.1	Vertical
9	1559	-60.0	-0.3	-60.3	-13.0	-47.3	Vertical
10	2338.5	-62.2	3.1	-59.1	-13.0	-46.1	Vertical
Highest Channel							
1	35.762	-87.3	33.3	-54.1	-13.0	-41.1	Horizontal
2	744.427	-86.4	40.8	-45.7	-13.0	-32.7	Horizontal
3	919.132	-87.6	42.9	-44.8	-13.0	-31.8	Horizontal
4	1569	-60.9	-0.3	-61.2	-13.0	-48.2	Horizontal
5	2353.5	-62.1	3.2	-58.9	-13.0	-45.9	Horizontal
6	35.511	-90.3	33.5	-56.8	-13.0	-43.8	Vertical
7	665.261	-88.9	39.8	-49.1	-13.0	-36.1	Vertical
8	965.474	-87.2	43.1	-44.1	-13.0	-31.1	Vertical
9	1569	-60.7	-0.3	-61.0	-13.0	-48.0	Vertical
10	2353.5	-62.0	3.2	-58.9	-13.0	-45.9	Vertical

LTE Band 13_ 10 MHz_ QPSK							
No.	Frequency (MHz)	SA Reading (dBm)	Correction factor (dB/m)	EIRP Result (dBm)	Limit (dBm)	Margin (dB)	Ant. Pol.
Middle Channel							
1	546.437	-89.7	37.1	-52.6	-13.0	-39.6	Horizontal
2	665.261	-89.1	39.8	-49.3	-13.0	-36.3	Horizontal
3	938.714	-88.3	42.9	-45.3	-13.0	-32.3	Horizontal
4	1564	-61.0	-0.3	-61.3	-13.0	-48.3	Horizontal
5	2346	-63.9	3.1	-60.8	-13.0	-47.8	Horizontal
6	495.238	-88.8	35.9	-52.8	-13.0	-39.8	Vertical
7	665.261	-89.5	39.8	-49.7	-13.0	-36.7	Vertical
8	906.304	-86.9	42.8	-44.1	-13.0	-31.1	Vertical
9	1564	-60.5	-0.3	-60.8	-13.0	-47.8	Vertical
10	2346	-64.3	3.1	-61.2	-13.0	-48.2	Vertical

5.8.6 LTE Band 25

LTE Band 25_ 20 MHz_ QPSK							
No.	Frequency (MHz)	SA Reading (dBm)	Correction factor (dB/m)	EIRP Result (dBm)	Limit (dBm)	Margin (dB)	Ant. Pol.
Lowest Channel							
1	47.703	-71.5	-3.5	-74.9	-13.0	-61.9	Horizontal
2	698.804	-81.1	11.0	-70.1	-13.0	-57.1	Horizontal
3	821.387	-81.5	12.3	-69.2	-13.0	-56.2	Horizontal
4	3720	-64.0	7.7	-56.3	-13.0	-43.3	Horizontal
5	5580	-65.4	11.7	-53.7	-13.0	-40.7	Horizontal
6	36.268	-79.5	3.9	-75.6	-13.0	-62.6	Vertical
7	655.977	-80.4	10.1	-70.3	-13.0	-57.3	Vertical
8	881.184	-82.6	13.6	-69.0	-13.0	-56.0	Vertical
9	3720	-63.8	7.7	-56.1	-13.0	-43.1	Vertical
10	5580	-66.8	11.7	-55.1	-13.0	-42.1	Vertical
Middle Channel							
1	624.49	-80.4	9.3	-71.1	-13.0	-58.1	Horizontal
2	718.725	-81.1	11.3	-69.7	-13.0	-56.7	Horizontal
3	925.613	-81.5	14.1	-67.4	-13.0	-54.4	Horizontal
4	3760	-62.9	7.8	-55.2	-13.0	-42.2	Horizontal
5	5640	-65.6	11.6	-54.0	-13.0	-41.0	Horizontal
6	693.91	-80.9	11.0	-70.0	-13.0	-57.0	Vertical
7	723.793	-80.8	11.4	-69.5	-13.0	-56.5	Vertical
8	952	-82.3	14.3	-68.1	-13.0	-55.1	Vertical
9	3760	-63.1	7.8	-55.3	-13.0	-42.3	Vertical
10	5640	-67.0	11.6	-55.5	-13.0	-42.5	Vertical
Highest Channel							
1	646.822	-80.2	10.0	-70.2	-13.0	-57.2	Horizontal
2	833.013	-82.1	12.6	-69.5	-13.0	-56.5	Horizontal
3	925.613	-81.9	14.1	-67.8	-13.0	-54.8	Horizontal
4	3810	-62.5	8.0	-54.6	-13.0	-41.6	Horizontal
5	5715	-67.4	11.4	-56.0	-13.0	-43.0	Horizontal
6	34.045	-80.5	4.6	-75.9	-13.0	-62.9	Vertical
7	674.677	-81.1	10.3	-70.7	-13.0	-57.7	Vertical
8	881.184	-82.3	13.6	-68.7	-13.0	-55.7	Vertical
9	3810	-61.5	8.0	-53.5	-13.0	-40.5	Vertical
10	5715	-68.2	11.4	-56.8	-13.0	-43.8	Vertical

5.8.7 LTE Band 26

LTE Band 26_ 15 MHz_ QPSK							
No.	Frequency (MHz)	SA Reading (dBm)	Correction factor (dB/m)	EIRP Result (dBm)	Limit (dBm)	Margin (dB)	Ant. Pol.
Lowest Channel							
1	35.762	-86.3	33.3	-53.1	-13.0	-40.1	Horizontal
2	562.014	-88.9	37.2	-51.7	-13.0	-38.7	Horizontal
3	809.924	-87.9	41.4	-46.5	-13.0	-33.5	Horizontal
4	1663	-62.0	0.3	-61.7	-13.0	-48.7	Horizontal
5	2494.5	-63.9	3.7	-60.2	-13.0	-47.2	Horizontal
6	698.804	-88.4	40.4	-48.1	-13.0	-35.1	Vertical
7	781.961	-88.2	40.8	-47.4	-13.0	-34.4	Vertical
8	945.334	-88.1	43.0	-45.1	-13.0	-32.1	Vertical
9	1663	-59.7	0.3	-59.4	-13.0	-46.4	Vertical
10	2494.5	-62.8	3.7	-59.2	-13.0	-46.2	Vertical
Middle Channel							
1	516.565	-89.1	36.5	-52.7	-13.0	-39.7	Horizontal
2	665.261	-89.5	39.8	-49.7	-13.0	-36.7	Horizontal
3	945.334	-87.8	43.0	-44.8	-13.0	-31.8	Horizontal
4	1673	-61.7	0.4	-61.4	-13.0	-48.4	Horizontal
5	2509.5	-61.4	3.7	-57.7	-13.0	-44.7	Horizontal
6	516.565	-89.5	36.5	-53.1	-13.0	-40.1	Vertical
7	739.214	-88.9	40.9	-48.1	-13.0	-35.1	Vertical
8	986.044	-87.8	43.3	-44.5	-13.0	-31.5	Vertical
9	1673	-60.3	0.4	-60.0	-13.0	-47.0	Vertical
10	2509.5	-61.7	3.7	-58.0	-13.0	-45.0	Vertical
Highest Channel							
1	35.762	-87.8	33.3	-54.5	-13.0	-41.5	Horizontal
2	512.948	-88.9	36.5	-52.4	-13.0	-39.4	Horizontal
3	651.383	-88.3	39.4	-48.9	-13.0	-35.9	Horizontal
4	1683	-62.4	0.4	-62.0	-13.0	-49.0	Horizontal
5	2524.5	-62.6	3.7	-58.8	-13.0	-45.8	Horizontal
6	535.038	-89.5	37.0	-52.5	-13.0	-39.5	Vertical
7	693.91	-88.2	40.3	-47.9	-13.0	-34.9	Vertical
8	781.961	-87.8	40.8	-46.9	-13.0	-33.9	Vertical
9	1683	-61.8	0.4	-61.3	-13.0	-48.3	Vertical
10	2524.5	-62.8	3.7	-59.1	-13.0	-46.1	Vertical

5.8.8 LTE Band 26 (Part 90S)

LTE Band 26_ 5 MHz_ QPSK							
No.	Frequency (MHz)	SA Reading (dBm)	Correction factor (dB/m)	EIRP Result (dBm)	Limit (dBm)	Margin (dB)	Ant. Pol.
Lowest Channel							
1	35.511	-90.7	33.5	-57.2	-13.0	-44.2	Horizontal
2	734.037	-88.4	40.7	-47.8	-13.0	-34.8	Horizontal
3	952	-87.8	43.0	-44.8	-13.0	-31.8	Horizontal
4	1633	-66.0	0.1	-65.9	-13.0	-52.9	Horizontal
5	2449.5	-66.6	3.5	-63.1	-13.0	-50.1	Horizontal
6	35.762	-88.6	33.3	-55.3	-13.0	-42.3	Vertical
7	633.328	-89.1	38.9	-50.2	-13.0	-37.2	Vertical
8	932.141	-87.6	42.9	-44.7	-13.0	-31.7	Vertical
9	1633	-61.0	0.1	-60.9	-13.0	-47.9	Vertical
10	2449.5	-63.3	3.5	-59.8	-13.0	-46.8	Vertical
Middle Channel							
1	637.795	-88.9	39.1	-49.8	-13.0	-36.8	Horizontal
2	703.731	-88.8	40.4	-48.3	-13.0	-35.3	Horizontal
3	965.474	-87.6	43.1	-44.6	-13.0	-31.6	Horizontal
4	1638	-65.4	0.1	-65.2	-13.0	-52.2	Horizontal
5	2457	-62.4	3.5	-58.9	-13.0	-45.9	Horizontal
6	665.261	-88.1	39.8	-48.3	-13.0	-35.3	Vertical
7	744.427	-88.2	40.8	-47.5	-13.0	-34.5	Vertical
8	952	-87.6	43.0	-44.6	-13.0	-31.6	Vertical
9	1638	-61.7	0.1	-61.6	-13.0	-48.6	Vertical
10	2457	-63.1	3.5	-59.6	-13.0	-46.6	Vertical
Highest Channel							
1	35.511	-90.1	33.5	-56.6	-13.0	-43.6	Horizontal
2	523.876	-88.8	36.4	-52.4	-13.0	-39.4	Horizontal
3	906.304	-87.9	42.8	-45.1	-13.0	-32.1	Horizontal
4	1643	-63.0	0.2	-62.8	-13.0	-49.8	Horizontal
5	2464.5	-62.7	3.6	-59.1	-13.0	-46.1	Horizontal
6	542.61	-88.9	37.1	-51.9	-13.0	-38.9	Vertical
7	684.226	-89.1	40.0	-49.1	-13.0	-36.1	Vertical
8	965.474	-87.8	43.1	-44.7	-13.0	-31.7	Vertical
9	1643	-62.1	0.2	-61.9	-13.0	-48.9	Vertical
10	2464.5	-63.2	3.6	-59.6	-13.0	-46.6	Vertical

LTE Band 26_ 10 MHz_ QPSK							
No.	Frequency	SA Reading	Correction factor	EIRP Result	Limit	Margin	Ant. Pol.
	(MHz)	(dBm)	(dB/m)	(dBm)	(dBm)	(dB)	
Middle Channel							
1	554.171	-88.9	37.2	-51.7	-13.0	-38.7	Horizontal
2	771.047	-89.1	41.0	-48.2	-13.0	-35.2	Horizontal
3	979.139	-87.3	43.1	-44.2	-13.0	-31.2	Horizontal
4	1638	-62.7	0.1	-62.5	-13.0	-49.5	Horizontal
5	2457	-64.0	3.5	-60.5	-13.0	-47.5	Horizontal
6	409.651	-89.1	33.9	-55.2	-13.0	-42.2	Vertical
7	718.725	-89.1	40.7	-48.5	-13.0	-35.5	Vertical
8	958.714	-88.1	43.0	-45.1	-13.0	-32.1	Vertical
9	1638	-62.1	0.1	-62.0	-13.0	-49.0	Vertical
10	2457	-61.7	3.5	-58.2	-13.0	-45.2	Vertical

5.8.9 LTE Band 41

LTE Band 41_ 20 MHz_ QPSK							
No.	Frequency (MHz)	SA Reading (dBm)	Correction factor (dB/m)	EIRP Result (dBm)	Limit (dBm)	Margin (dB)	Ant. Pol.
Lowest Channel							
1	698.804	-80.9	11.0	-69.9	-13.0	-56.9	Horizontal
2	856.76	-81.5	13.1	-68.4	-13.0	-55.4	Horizontal
3	925.613	-82.0	14.1	-67.9	-13.0	-54.9	Horizontal
4	5012	-64.0	9.6	-54.4	-13.0	-41.4	Horizontal
5	7518	-66.8	13.7	-53.2	-13.0	-40.2	Horizontal
6	684.226	-81.1	10.6	-70.4	-13.0	-57.4	Vertical
7	760.287	-80.9	11.5	-69.4	-13.0	-56.4	Vertical
8	887.398	-82.3	13.7	-68.6	-13.0	-55.6	Vertical
9	5012	-66.1	9.6	-56.6	-13.0	-43.6	Vertical
10	7518	-66.6	13.7	-52.9	-13.0	-39.9	Vertical
Middle Channel							
1	461.631	-80.7	6.0	-74.7	-13.0	-61.7	Horizontal
2	734.037	-80.5	11.4	-69.1	-13.0	-56.1	Horizontal
3	912.695	-81.9	14.0	-67.9	-13.0	-54.9	Horizontal
4	5186	-64.3	10.2	-54.1	-13.0	-41.1	Horizontal
5	7779	-65.6	14.0	-51.6	-13.0	-38.6	Horizontal
6	461.631	-80.3	6.0	-74.3	-13.0	-61.3	Vertical
7	637.795	-80.6	9.7	-70.9	-13.0	-57.9	Vertical
8	958.714	-82.4	14.3	-68.1	-13.0	-55.1	Vertical
9	5186	-64.7	10.2	-54.5	-13.0	-41.5	Vertical
10	7779	-66.6	14.0	-52.7	-13.0	-39.7	Vertical
Highest Channel							
1	624.49	-80.8	9.3	-71.5	-13.0	-58.5	Horizontal
2	703.731	-81.3	11.1	-70.2	-13.0	-57.2	Horizontal
3	887.398	-81.8	13.7	-68.1	-13.0	-55.1	Horizontal
4	5360	-65.0	11.1	-53.9	-13.0	-40.9	Horizontal
5	8040	-66.7	14.3	-52.4	-13.0	-39.4	Horizontal
6	384.545	-80.3	4.8	-75.5	-13.0	-62.5	Vertical
7	739.214	-81.7	11.6	-70.1	-13.0	-57.1	Vertical
8	899.958	-82.5	13.9	-68.6	-13.0	-55.6	Vertical
9	5360	-64.7	11.1	-53.6	-13.0	-40.6	Vertical
10	8040	-70.0	14.3	-55.7	-13.0	-42.7	Vertical

5.8.10 LTE Band 66

LTE Band 66_ 20 MHz_ QPSK							
No.	Frequency (MHz)	SA Reading (dBm)	Correction factor (dB/m)	EIRP Result (dBm)	Limit (dBm)	Margin (dB)	Ant. Pol.
Lowest Channel							
1	47.703	-72.0	-3.5	-75.4	-13.0	-62.4	Horizontal
2	655.977	-80.4	10.1	-70.3	-13.0	-57.3	Horizontal
3	887.398	-82.1	13.7	-68.4	-13.0	-55.4	Horizontal
4	3440	-57.6	6.5	-51.1	-13.0	-38.1	Horizontal
5	5160	-65.6	10.1	-55.5	-13.0	-42.5	Horizontal
6	34.527	-79.5	5.0	-74.5	-13.0	-61.5	Vertical
7	734.037	-80.6	11.4	-69.3	-13.0	-56.3	Vertical
8	979.139	-82.5	14.4	-68.0	-13.0	-55.0	Vertical
9	3440	-55.6	6.5	-49.0	-13.0	-36.0	Vertical
10	5160	-65.3	10.1	-55.2	-13.0	-42.2	Vertical
Middle Channel							
1	607.181	-79.5	8.9	-70.6	-13.0	-57.6	Horizontal
2	771.047	-81.4	11.7	-69.6	-13.0	-56.6	Horizontal
3	912.695	-82.4	14.0	-68.4	-13.0	-55.4	Horizontal
4	3490	-58.0	6.7	-51.3	-13.0	-38.3	Horizontal
5	5235	-65.4	10.4	-55.0	-13.0	-42.0	Horizontal
6	32.64	-80.4	4.8	-75.6	-13.0	-62.6	Vertical
7	703.731	-81.4	11.1	-70.4	-13.0	-57.4	Vertical
8	887.398	-82.0	13.7	-68.3	-13.0	-55.3	Vertical
9	3490	-56.1	6.7	-49.4	-13.0	-36.4	Vertical
10	5235	-66.4	10.4	-56.0	-13.0	-43.0	Vertical
Highest Channel							
1	684.226	-80.9	10.6	-70.3	-13.0	-57.3	Horizontal
2	793.028	-80.8	11.8	-69.0	-13.0	-56.0	Horizontal
3	912.695	-81.7	14.0	-67.8	-13.0	-54.8	Horizontal
4	3540	-64.7	6.9	-57.8	-13.0	-44.8	Horizontal
5	5310	-66.2	10.9	-55.3	-13.0	-42.3	Horizontal
6	665.261	-81.4	10.4	-71.0	-13.0	-58.0	Vertical
7	776.485	-81.2	11.6	-69.7	-13.0	-56.7	Vertical
8	965.474	-83.0	14.3	-68.7	-13.0	-55.7	Vertical
9	3540	-65.7	6.9	-58.8	-13.0	-45.8	Vertical
10	5310	-65.7	10.9	-54.8	-13.0	-41.8	Vertical

5.8.11 LTE Band 71

LTE Band 71_ 20 MHz_ QPSK							
No.	Frequency (MHz)	SA Reading (dBm)	Correction factor (dB/m)	EIRP Result (dBm)	Limit (dBm)	Margin (dB)	Ant. Pol.
Lowest Channel							
1	516.565	-89.3	36.5	-52.9	-13.0	-39.9	Horizontal
2	689.051	-88.1	40.2	-47.9	-13.0	-34.9	Horizontal
3	952	-87.1	43.0	-44.2	-13.0	-31.2	Horizontal
4	1346	-64.2	-1.1	-65.2	-13.0	-52.2	Horizontal
5	2019	-65.3	2.2	-63.1	-13.0	-50.1	Horizontal
6	633.328	-88.6	38.9	-49.7	-13.0	-36.7	Vertical
7	718.725	-88.4	40.7	-47.7	-13.0	-34.7	Vertical
8	925.613	-87.6	42.9	-44.7	-13.0	-31.7	Vertical
9	1346	-64.0	-1.1	-65.1	-13.0	-52.1	Vertical
10	2019	-65.2	2.2	-62.9	-13.0	-49.9	Vertical
Middle Channel							
1	35.762	-89.5	33.3	-56.3	-13.0	-43.3	Horizontal
2	546.437	-89.3	37.1	-52.2	-13.0	-39.2	Horizontal
3	938.714	-87.6	42.9	-44.7	-13.0	-31.7	Horizontal
4	1361	-63.6	-1.0	-64.6	-13.0	-51.6	Horizontal
5	2041.5	-64.0	2.3	-61.7	-13.0	-48.7	Horizontal
6	488.326	-88.8	35.7	-53.1	-13.0	-40.1	Vertical
7	542.61	-88.8	37.1	-51.7	-13.0	-38.7	Vertical
8	986.044	-87.8	43.3	-44.5	-13.0	-31.5	Vertical
9	1361	-64.0	-1.0	-65.0	-13.0	-52.0	Vertical
10	2041.5	-66.9	2.3	-64.6	-13.0	-51.6	Vertical
Highest Channel							
1	512.948	-89.1	36.5	-52.7	-13.0	-39.7	Horizontal
2	558.079	-89.3	37.2	-52.2	-13.0	-39.2	Horizontal
3	633.328	-88.9	38.9	-50.0	-13.0	-37.0	Horizontal
4	1381	-61.6	-1.0	-62.5	-13.0	-49.5	Horizontal
5	2071.5	-64.5	2.3	-62.1	-13.0	-49.1	Horizontal
6	502.247	-89.3	36.2	-53.1	-13.0	-40.1	Vertical
7	642.292	-88.8	39.3	-49.5	-13.0	-36.5	Vertical
8	919.132	-87.2	42.9	-44.3	-13.0	-31.3	Vertical
9	1381	-62.0	-1.0	-62.9	-13.0	-49.9	Vertical
10	2071.5	-63.5	2.3	-61.2	-13.0	-48.2	Vertical

Remark:

1. Correct Factor = Antenna Factor + Cable Loss - Amplifier Gain, the value was added to Original Receiver Reading by the software automatically.
2. Result = Reading + Correct Factor.
3. Margin = Result – Limit

5.9 FREQUENCY STABILITY

Test Requirement: FCC 47 CFR Part 2.1055 & FCC 47 CFR Part 22.355 & FCC 47 CFR Part 24.235 & FCC 47 CFR Part 27.54

Test Method: ANSI C63.26-2015 & KDB 971168 D01v03r01

Limits:

FCC 47 CFR Part 22.355, FCC 47 CFR Par 90.213

The carrier frequency shall not depart from the reference frequency in excess of ±2.5 ppm for mobile stations.

FCC 47 CFR Part 24.235, FCC 47 CFR Part 27.54

The frequency stability shall be sufficient to ensure that the fundamental emission stays within the authorized frequency block.

Test Setup: Refer to section 4.2.2 for details.

Test Procedures:

1) Use CMW 500 with Frequency Error measurement capability.
   a) Temp. = −30° to + 50°Ca
   b) Voltage =low voltage, 3.5 Vdc, Normal, 3.8 Vdc and High voltage, 4.35 Vdc.
2) Frequency Stability vs Temperature:

The EUT is place inside a temperature chamber. The temperature is set to 20ºC and allowed to stabilize. After sufficient soak time, the transmitting frequency error is measured. The temperature is increased by 10 degrees, allowed to stabilize and soak, and then the measurement is repeated. This is repeated until +50ºC is reached.

3) Frequency Stability vs Voltage:

The peak frequency error is recorded (worst-case).

Equipment Used: Refer to section 3 for details.

Test Result: Pass

Modulation	Channel/ Frequency (MHz)	Voltage (Vdc)	Temperature (℃)	Deviation (Hz)	Deviation (ppm)	Limit (ppm)	Pass/ Fail
LTE Band 2 / 20MHz / Full RB							
QPSK	18900 / 1880.0	VL	TN	-19	-0.0101	N/A	Pass
		VN		-20	-0.0106		Pass
		VH		-16	-0.0085		Pass
		VN	50	-20	-0.0106		Pass
			40	-19	-0.0101		Pass
			30	-21	-0.0112		Pass
			20	-23	-0.0122		Pass
			10	-23	-0.0122		Pass
			0	-19	-0.0101		Pass
			-10	-21	-0.0112		Pass
			-20	-21	-0.0112		Pass
			-30	-24	-0.0128		Pass

Modulation	Channel/ Frequency (MHz)	Voltage (Vdc)	Temperature (℃)	Deviation (Hz)	Deviation (ppm)	Limit (ppm)	Pass/ Fail
LTE Band 4 / 20MHz / Full RB							
QPSK	20175 / 1732.5	VL	TN	-15	-0.0087	N/A	Pass
		VN		-15	-0.0087		Pass
		VH		-16	-0.0092		Pass
		VN	50	-16	-0.0092		Pass
			40	-17	-0.0098		Pass
			30	-14	-0.0081		Pass
			20	-16	-0.0092		Pass
			10	-14	-0.0081		Pass
			0	-17	-0.0098		Pass
			-10	-16	-0.0092		Pass
			-20	-14	-0.0081		Pass
			-30	-15	-0.0087		Pass

Modulation	Channel/ Frequency (MHz)	Voltage (Vdc)	Temperature (℃)	Deviation (Hz)	Deviation (ppm)	Limit (ppm)	Pass/ Fail
LTE Band 5 / 10MHz / Full RB							
QPSK	20525 / 836.5	VL	TN	-10	-0.0120	± 2.5	Pass
		VN		-10	-0.0120	± 2.5	Pass
		VH		-8	-0.0096	± 2.5	Pass
		VN	50	-9	-0.0108	± 2.5	Pass
			40	-8	-0.0096	± 2.5	Pass
			30	-11	-0.0132	± 2.5	Pass
			20	-10	-0.0120	± 2.5	Pass
			10	-9	-0.0108	± 2.5	Pass
			0	-12	-0.0143	± 2.5	Pass
			-10	-9	-0.0108	± 2.5	Pass
			-20	-11	-0.0132	± 2.5	Pass
			-30	-10	-0.0120	± 2.5	Pass

Modulation	Channel/ Frequency (MHz)	Voltage (Vdc)	Temperature (℃)	Deviation (Hz)	Deviation (ppm)	Limit (ppm)	Pass/ Fail
LTE Band 12 / 10MHz / Full RB							
QPSK	23095 / 707.5	VL	TN	-15	-0.0212	N/A	Pass
		VN		-14	-0.0198		Pass
		VH		-15	-0.0212		Pass
		VN	50	-15	-0.0212		Pass
			40	-14	-0.0198		Pass
			30	-13	-0.0184		Pass
			20	-15	-0.0212		Pass
			10	-16	-0.0226		Pass
			0	-14	-0.0198		Pass
			-10	-15	-0.0212		Pass
			-20	-15	-0.0212		Pass
			-30	-14	-0.0198		Pass

Modulation	Channel/ Frequency (MHz)	Voltage (Vdc)	Temperature (℃)	Deviation (Hz)	Deviation (ppm)	Limit (ppm)	Pass/ Fail
LTE Band 13 / 10MHz / Full RB							
QPSK	23230 / 782	VL	TN	-14	-0.0179	N/A	Pass
		VN		-14	-0.0179		Pass
		VH		-15	-0.0192		Pass
		VN	50	-16	-0.0205		Pass
			40	-16	-0.0205		Pass
			30	-15	-0.0192		Pass
			20	-16	-0.0205		Pass
			10	-13	-0.0166		Pass
			0	-12	-0.0153		Pass
			-10	-13	-0.0166		Pass
			-20	-15	-0.0192		Pass
			-30	-14	-0.0179		Pass

Modulation	Channel/ Frequency (MHz)	Voltage (Vdc)	Temperature (℃)	Deviation (Hz)	Deviation (ppm)	Limit (ppm)	Pass/ Fail
LTE Band 25 / 20MHz / Full RB							
QPSK	26340 / 1880.0	VL	TN	-18	-0.0096	N/A	Pass
		VN		-17	-0.0090		Pass
		VH		-16	-0.0085		Pass
		VN	50	-18	-0.0096		Pass
			40	-19	-0.0101		Pass
			30	-20	-0.0106		Pass
			20	-19	-0.0101		Pass
			10	-16	-0.0085		Pass
			0	-15	-0.0080		Pass
			-10	-19	-0.0101		Pass
			-20	-18	-0.0096		Pass
			-30	-20	-0.0106		Pass

Modulation	Channel/ Frequency (MHz)	Voltage (Vdc)	Temperature (℃)	Deviation (Hz)	Deviation (ppm)	Limit (ppm)	Pass/ Fail
LTE Band 26 / 15MHz / Full RB							
QPSK	26915 / 836.5	VL	TN	-16	-0.0191	± 2.5	Pass
		VN		-15	-0.0179	± 2.5	Pass
		VH		-15	-0.0179	± 2.5	Pass
		VN	50	-14	-0.0167	± 2.5	Pass
			40	-15	-0.0179	± 2.5	Pass
			30	-15	-0.0179	± 2.5	Pass
			20	-16	-0.0191	± 2.5	Pass
			10	-16	-0.0191	± 2.5	Pass
			0	-17	-0.0203	± 2.5	Pass
			-10	-14	-0.0167	± 2.5	Pass
			-20	-15	-0.0179	± 2.5	Pass
			-30	-14	-0.0167	± 2.5	Pass

Modulation	Channel/ Frequency (MHz)	Voltage (Vdc)	Temperature (℃)	Deviation (Hz)	Deviation (ppm)	Limit (ppm)	Pass/ Fail
LTE Band 26 / 10MHz / Full RB (Part 90S)							
QPSK	26915 / 836.5	VL	TN	-14	-0.0171	± 2.5	Pass
		VN		-15	-0.0183	± 2.5	Pass
		VH		-13	-0.0159	± 2.5	Pass
		VN	50	-15	-0.0183	± 2.5	Pass
			40	-13	-0.0159	± 2.5	Pass
			30	-16	-0.0195	± 2.5	Pass
			20	-15	-0.0183	± 2.5	Pass
			10	-16	-0.0195	± 2.5	Pass
			0	-13	-0.0159	± 2.5	Pass
			-10	-15	-0.0183	± 2.5	Pass
			-20	-14	-0.0171	± 2.5	Pass
			-30	-16	-0.0195	± 2.5	Pass

Modulation	Channel/ Frequency (MHz)	Voltage (Vdc)	Temperature (℃)	Deviation (Hz)	Deviation (ppm)	Limit (ppm)	Pass/ Fail
LTE Band 41 / 20MHz / Full RB							
QPSK	40620 / 2593	VL	TN	-16	-0.0062	N/A	Pass
		VN		-15	-0.0058		Pass
		VH		-14	-0.0054		Pass
		VN	50	-15	-0.0058		Pass
			40	-15	-0.0058		Pass
			30	-17	-0.0066		Pass
			20	-17	-0.0066		Pass
			10	-16	-0.0062		Pass
			0	-14	-0.0054		Pass
			-10	-12	-0.0046		Pass
			-20	-14	-0.0054		Pass
			-30	-13	-0.0050		Pass

Modulation	Channel/ Frequency (MHz)	Voltage (Vdc)	Temperature (℃)	Deviation (Hz)	Deviation (ppm)	Limit (ppm)	Pass/ Fail
LTE Band 66 / 20MHz / Full RB							
QPSK	132322 /1745	VL	TN	-13	-0.0074	N/A	Pass
		VN		-14	-0.0080		Pass
		VH		-12	-0.0069		Pass
		VN	50	-16	-0.0092		Pass
			40	-17	-0.0097		Pass
			30	-15	-0.0086		Pass
			20	-15	-0.0086		Pass
			10	-14	-0.0080		Pass
			0	-17	-0.0097		Pass
			-10	-15	-0.0086		Pass
			-20	-15	-0.0086		Pass
			-30	-13	-0.0074		Pass

Modulation	Channel/ Frequency (MHz)	Voltage (Vdc)	Temperature (℃)	Deviation (Hz)	Deviation (ppm)	Limit (ppm)	Pass/ Fail
LTE Band 71 / 20MHz / Full RB							
QPSK	133322 / 683.0	VL	TN	-13	-0.0190	N/A	Pass
		VN		-12	-0.0176		Pass
		VH		-14	-0.0205		Pass
		VN	50	-14	-0.0205		Pass
			40	-12	-0.0176		Pass
			30	-13	-0.0190		Pass
			20	-15	-0.0220		Pass
			10	-13	-0.0190		Pass
			0	-14	-0.0205		Pass
			-10	-13	-0.0190		Pass
			-20	-15	-0.0220		Pass
			-30	-11	-0.0161		Pass

APPENDIX 1 PHOTOS OF TEST SETUP

See test photos attached in Appendix 1 for the actual connections between Product and support equipment.

APPENDIX 2 PHOTOS OF EUT CONSTRUCTIONAL DETAILS

Refer to Appendix 2 for EUT external and internal photos.

*** End of Report ***

The test report is effective only with both signature and specialized stamp. The result(s) shown in this report refer only to the sample(s) tested. Without written approval of UnionTrust, this report can't be reproduced except in full.