Test Laboratory: UnionTrust Date: 2020/6/8

P01_GSM850_GPRS12_Rear Face_11MM_251

DUT: EUT

Communication System: GPRS 850-4solt; Frequency: 848.8 MHz;Duty Cycle: 1:2
Medium: H850 Medium parameters used: f = 849 MHz; σ = 0.905 mho/m; ε_r = 42.3; ρ = 1000 kg/m^3

DASY4 Configuration:
- Probe: ES3DV3 - SN3090; ConvF(6.13, 6.13, 6.13); Calibrated: 2020/5/9
- Sensor-Surface: 3mm (Mechanical Surface Detection)
- Electronics: DAE4 Sn662; Calibrated: 2020/5/6
- Phantom: SAM 1; Type: QD 000 P40 CB; Serial: TP/1378
- ; Postprocessing SW: SEMCAD, V1.8 Build 186

Test/Area Scan (61x81x1): Measurement grid: dx=15mm, dy=15mm
Maximum value of SAR (interpolated) = 1.07 mW/g

Test/Zoom Scan (5x5x7)/Cube 0: Measurement grid: dx=8mm, dy=8mm, dz=5mm
Reference Value = 29.1 V/m; Power Drift = -0.092 dB
Peak SAR (extrapolated) = 1.66 W/kg
SAR(1 g) = 0.950 mW/g; SAR(10 g) = 0.594 mW/g
Maximum value of SAR (measured) = 1.16 mW/g



0 dB = 1.16mW/g

Test Laboratory: UnionTrust Date: 2020/6/6

P02_GSM1900_GPRS12_Top Side_0MM_512

DUT: EUT

Communication System: GPRS1900-4slots; Frequency: 1850.2 MHz;Duty Cycle: 1:2
Medium: H1900 Medium parameters used (interpolated): f = 1850.2 MHz; σ = 1.4 mho/m; ε_r = 41.6; ρ = 1000 kg/m^3

DASY4 Configuration:
- Probe: ES3DV3 - SN3090; ConvF(5.1, 5.1, 5.1); Calibrated: 2020/5/9
- Sensor-Surface: 3mm (Mechanical Surface Detection)
- Electronics: DAE4 Sn662; Calibrated: 2020/5/6
- Phantom: SAM 2; Type: QD 000 P40 CB; Serial: TP-1376
- ; Postprocessing SW: SEMCAD, V1.8 Build 186

Test/Area Scan (61x81x1): Measurement grid: dx=15mm, dy=15mm
Maximum value of SAR (interpolated) = 0.972 mW/g

Test/Zoom Scan (5x5x7)/Cube 0: Measurement grid: dx=8mm, dy=8mm, dz=5mm
Reference Value = 22.4 V/m; Power Drift = 0.02 dB
Peak SAR (extrapolated) = 1.71 W/kg
SAR(1 g) = 0.769 mW/g; SAR(10 g) = 0.335 mW/g
Maximum value of SAR (measured) = 1.05 mW/g

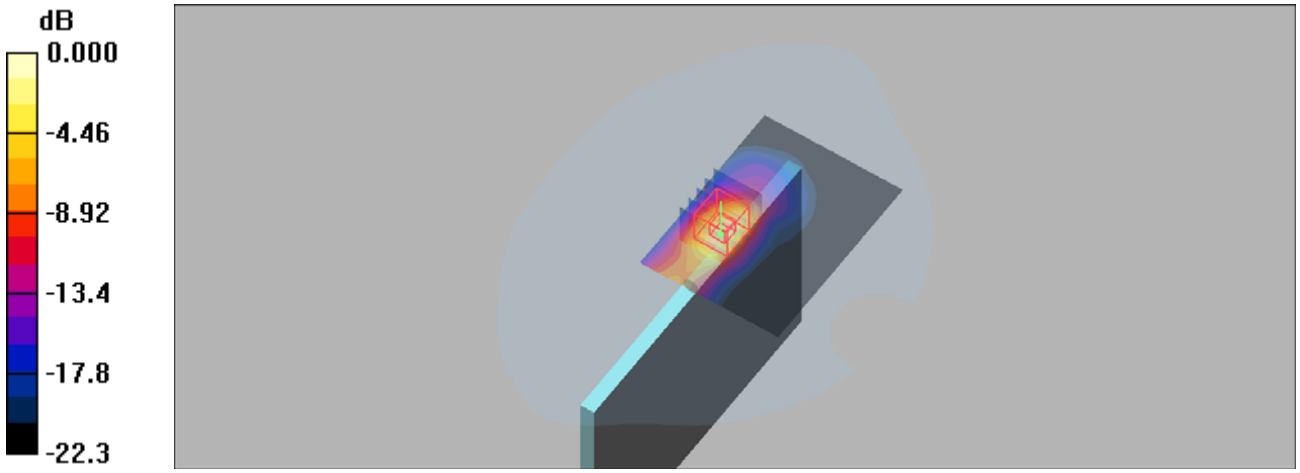

0 dB = 1.05mW/g

Test Laboratory: UnionTrust Date: 2020/6/6

P03_WCDMA II_RMC12.2K_Rear Face_11MM_9262

DUT: EUT

Communication System: WCDMA Band II; Frequency: 1852.4 MHz;Duty Cycle: 1:1
Medium: H1900 Medium parameters used (interpolated): f = 1852.4 MHz; σ = 1.41 mho/m; ε_r = 41.6; ρ = 1000 kg/m^3

DASY4 Configuration:
- Probe: ES3DV3 - SN3090; ConvF(5.1, 5.1, 5.1); Calibrated: 2020/5/9
- Sensor-Surface: 3mm (Mechanical Surface Detection)
- Electronics: DAE4 Sn662; Calibrated: 2020/5/6
- Phantom: SAM 2; Type: QD 000 P40 CB; Serial: TP-1376
- ; Postprocessing SW: SEMCAD, V1.8 Build 186

Test/Area Scan (61x81x1): Measurement grid: dx=15mm, dy=15mm
Maximum value of SAR (interpolated) = 1.22 mW/g

Test/Zoom Scan (5x5x7)/Cube 0: Measurement grid: dx=8mm, dy=8mm, dz=5mm
Reference Value = 15.8 V/m; Power Drift = -0.03 dB
Peak SAR (extrapolated) = 1.92 W/kg
SAR(1 g) = 0.964 mW/g; SAR(10 g) = 0.499 mW/g
Maximum value of SAR (measured) = 1.23 mW/g



0 dB = 1.23mW/g

Test Laboratory: UnionTrust Date: 2020/6/6

P04_WCDMA IV_RMC12.2K_Rear Face_0MM_1513

DUT: EUT

Communication System: WCDMA Band IV; Frequency: 1752.6 MHz;Duty Cycle: 1:1
Medium: H1750 Medium parameters used: f = 1753 MHz; σ = 1.42 mho/m; ε_r = 41; ρ = 1000 kg/m^3

DASY4 Configuration:
- Probe: ES3DV3 - SN3090; ConvF(5.38, 5.38, 5.38); Calibrated: 2020/5/9
- Sensor-Surface: 3mm (Mechanical Surface Detection)
- Electronics: DAE4 Sn662; Calibrated: 2020/5/6
- Phantom: SAM 2; Type: QD 000 P40 CB; Serial: TP-1376
- ; Postprocessing SW: SEMCAD, V1.8 Build 186

Test/Area Scan (61x81x1): Measurement grid: dx=15mm, dy=15mm
Maximum value of SAR (interpolated) = 1.65 mW/g

Test/Zoom Scan (5x5x7)/Cube 0: Measurement grid: dx=8mm, dy=8mm, dz=5mm
Reference Value = 35.2 V/m; Power Drift = -0.170 dB
Peak SAR (extrapolated) = 2.69 W/kg
SAR(1 g) = 1.22 mW/g; SAR(10 g) = 0.586 mW/g
Maximum value of SAR (measured) = 1.61 mW/g



0 dB = 1.61mW/g

Test Laboratory: UnionTrust Date: 2020/6/28

P05_WCDMA V_RMC12.2K_Rear Face_0MM_4233

DUT: EUT

Communication System: WCDMA Band V; Frequency: 846.6 MHz;Duty Cycle: 1:1
Medium: H850 Medium parameters used: f = 847 MHz; σ = 0.9 mho/m; ε_r = 41.1; ρ = 1000 kg/m^3

DASY4 Configuration:
- Probe: ES3DV3 - SN3090; ConvF(6.13, 6.13, 6.13); Calibrated: 2020/5/9
- Sensor-Surface: 3mm (Mechanical Surface Detection)
- Electronics: DAE4 Sn662; Calibrated: 2020/5/6
- Phantom: SAM 1; Type: QD 000 P40 CB; Serial: TP/1378
- ; Postprocessing SW: SEMCAD, V1.8 Build 186

Test/Area Scan (61x81x1): Measurement grid: dx=15mm, dy=15mm
Maximum value of SAR (interpolated) = 0.485 mW/g

Test/Zoom Scan (5x5x7)/Cube 0: Measurement grid: dx=8mm, dy=8mm, dz=5mm
Reference Value = 13.6 V/m; Power Drift = -0.148 dB
Peak SAR (extrapolated) = 1.38 W/kg
SAR(1 g) = 0.506 mW/g; SAR(10 g) = 0.239 mW/g
Maximum value of SAR (measured) = 0.731 mW/g



0 dB = 0.731mW/g

P06_LTE 2_QPSK20M_Rear Face_0MM_18700_50RB_50 Offset

DUT: EUT

Communication System: LTE Band 2; Frequency: 1860 MHz;Duty Cycle: 1:1
Medium: H1900 Medium parameters used (interpolated): f = 1860 MHz; σ = 1.35 mho/m; ε_r = 38.7; ρ = 1000 kg/m^3

DASY4 Configuration:
- Probe: ES3DV3 - SN3090; ConvF(5.1, 5.1, 5.1); Calibrated: 2020/5/9
- Sensor-Surface: 3mm (Mechanical Surface Detection)
- Electronics: DAE4 Sn662; Calibrated: 2020/5/6
- Phantom: SAM 2; Type: QD 000 P40 CB; Serial: TP-1376
- ; Postprocessing SW: SEMCAD, V1.8 Build 186

Test/Area Scan (61x91x1): Measurement grid: dx=15mm, dy=15mm
Maximum value of SAR (interpolated) = 1.32 mW/g

Test/Zoom Scan (5x5x7)/Cube 0: Measurement grid: dx=8mm, dy=8mm, dz=5mm
Reference Value = 7.92 V/m; Power Drift = 0.108 dB
Peak SAR (extrapolated) = 2.54 W/kg
SAR(1 g) = 1.01 mW/g; SAR(10 g) = 0.430 mW/g
Maximum value of SAR (measured) = 1.48 mW/g

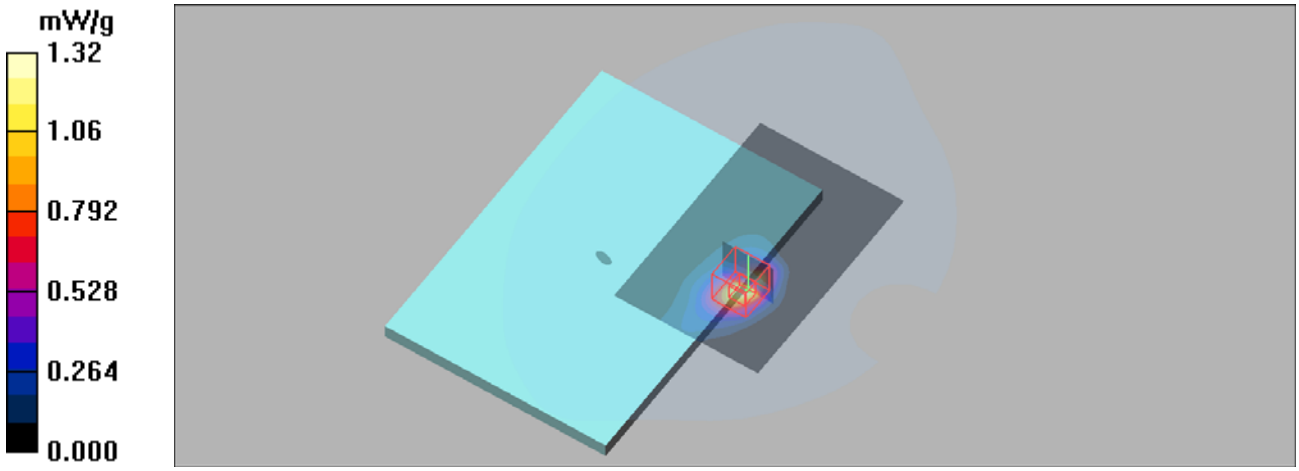

P07_LTE 4_QPSK20M_Rear Face_11MM_20300_1RB_50 Offset

DUT: EUT

Communication System: LTE Band 4&20M; Frequency: 1745 MHz;Duty Cycle: 1:1
Medium: H1750 Medium parameters used: f = 1745 MHz; σ = 1.36 mho/m; ε_r = 40.4; ρ = 1000 kg/m^3

DASY4 Configuration:
- Probe: ES3DV3 - SN3090; ConvF(5.38, 5.38, 5.38); Calibrated: 2020/5/9
- Sensor-Surface: 3mm (Mechanical Surface Detection)
- Electronics: DAE4 Sn662; Calibrated: 2020/5/6
- Phantom: SAM 2; Type: QD 000 P40 CB; Serial: TP-1376
- ; Postprocessing SW: SEMCAD, V1.8 Build 186

Test/Area Scan (61x81x1): Measurement grid: dx=15mm, dy=15mm
Maximum value of SAR (interpolated) = 0.531 mW/g

Test/Zoom Scan (5x5x7)/Cube 0: Measurement grid: dx=8mm, dy=8mm, dz=5mm
Reference Value = 18.3 V/m; Power Drift = -0.02 dB
Peak SAR (extrapolated) = 0.807 W/kg
SAR(1 g) = 0.445 mW/g; SAR(10 g) = 0.239 mW/g
Maximum value of SAR (measured) = 0.565 mW/g

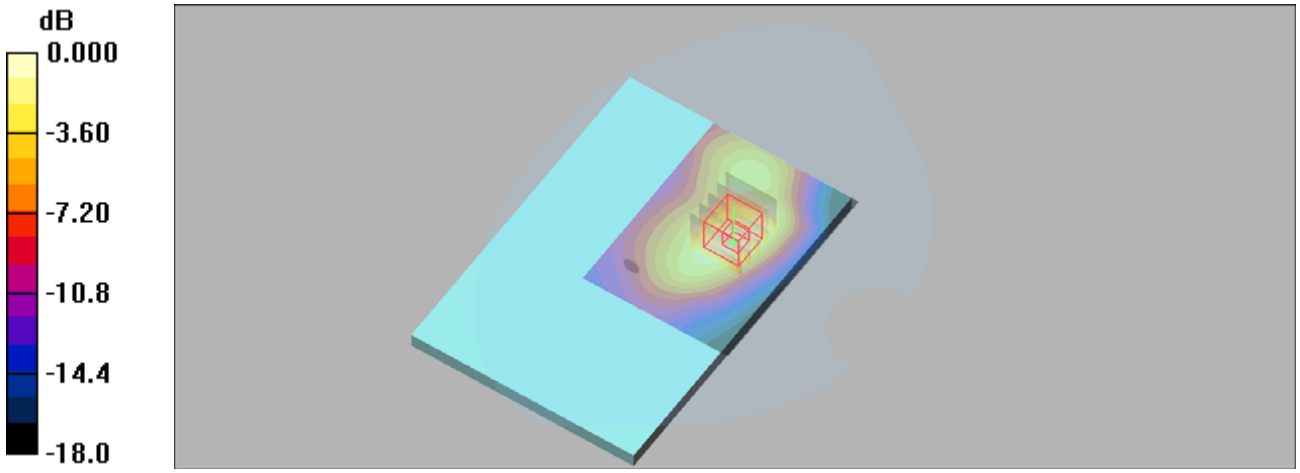

0 dB = 0.565mW/g

P08_LTE 5_QPSK10M_Rear Face_0MM_20600_25RB_12 Offset

DUT: EUT

Communication System: LTE FDD 10M-Band 5; Frequency: 844 MHz;Duty Cycle: 1:1
Medium: H850 Medium parameters used: f = 844 MHz; σ = 0.887 mho/m; ε_r = 41.4; ρ = 1000 kg/m^3

DASY4 Configuration:
- Probe: ES3DV3 - SN3090; ConvF(6.13, 6.13, 6.13); Calibrated: 2020/5/9
- Sensor-Surface: 3mm (Mechanical Surface Detection)
- Electronics: DAE4 Sn662; Calibrated: 2020/5/6
- Phantom: SAM 1; Type: QD 000 P40 CB; Serial: TP/1378
- ; Postprocessing SW: SEMCAD, V1.8 Build 186

Test/Area Scan (61x81x1): Measurement grid: dx=15mm, dy=15mm
Maximum value of SAR (interpolated) = 1.52 mW/g

Test/Zoom Scan (5x5x7)/Cube 0: Measurement grid: dx=8mm, dy=8mm, dz=5mm
Reference Value = 15.9 V/m; Power Drift = -0.191 dB
Peak SAR (extrapolated) = 3.35 W/kg
SAR(1 g) = 0.903 mW/g; SAR(10 g) = 0.360 mW/g
Maximum value of SAR (measured) = 1.41 mW/g



0 dB = 1.41mW/g

P09_LTE 7_QPSK20M_Top Side_11MM_20850_1RB_50 Offset

DUT: EUT

Communication System: LTE Band 7; Frequency: 2510 MHz;Duty Cycle: 1:1
Medium: H2600 Medium parameters used: f = 2510 MHz; σ = 1.95 mho/m; ε_r = 37.9; ρ = 1000 kg/m^3

DASY4 Configuration:
- Probe: ES3DV3 - SN3090; ConvF(4.61, 4.61, 4.61); Calibrated: 2020/5/9
- Sensor-Surface: 3mm (Mechanical Surface Detection)
- Electronics: DAE4 Sn662; Calibrated: 2020/5/6
- Phantom: SAM 2; Type: QD 000 P40 CB; Serial: TP-1376
- ; Postprocessing SW: SEMCAD, V1.8 Build 186

Test/Area Scan (61x81x1): Measurement grid: dx=15mm, dy=15mm
Maximum value of SAR (interpolated) = 0.767 mW/g

Test/Zoom Scan (5x5x7)/Cube 0: Measurement grid: dx=8mm, dy=8mm, dz=5mm
Reference Value = 4.15 V/m; Power Drift = 0.08 dB
Peak SAR (extrapolated) = 1.44 W/kg
SAR(1 g) = 0.707 mW/g; SAR(10 g) = 0.329 mW/g
Maximum value of SAR (measured) = 0.912 mW/g

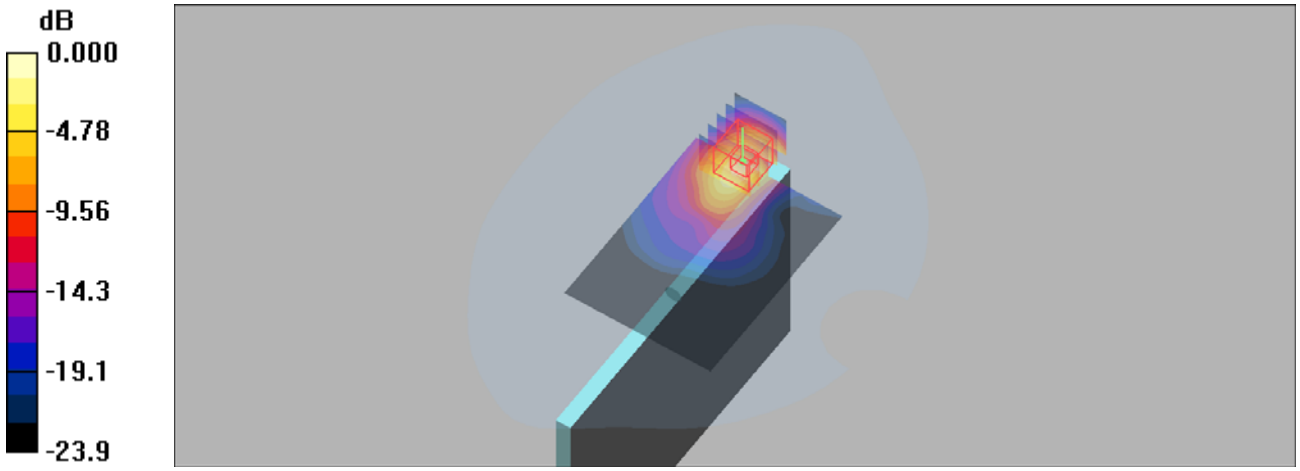

0 dB = 0.912mW/g

P10_LTE 12_QPSK10M_Bottom Side_0MM_23095_1RB_24 Offset

DUT: EUT

Communication System: LTE Band 12; Frequency: 707.5 MHz;Duty Cycle: 1:1
Medium: H750 Medium parameters used (interpolated): f = 707.5 MHz; σ = 0.857 mho/m; ε_r = 40.8; ρ = 1000 kg/m^3

DASY4 Configuration:
- Probe: ES3DV3 - SN3090; ConvF(6.24, 6.24, 6.24); Calibrated: 2020/5/9
- Sensor-Surface: 3mm (Mechanical Surface Detection)
- Electronics: DAE4 Sn662; Calibrated: 2020/5/6
- Phantom: SAM 1; Type: QD 000 P40 CB; Serial: TP/1378
- ; Postprocessing SW: SEMCAD, V1.8 Build 186

Test/Area Scan (61x81x1): Measurement grid: dx=15mm, dy=15mm
Maximum value of SAR (interpolated) = 0.620 mW/g

Test/Zoom Scan (5x5x7)/Cube 0: Measurement grid: dx=8mm, dy=8mm, dz=5mm
Reference Value = 6.64 V/m; Power Drift = 0.02 dB
Peak SAR (extrapolated) = 3.16 W/kg
SAR(1 g) = 0.674 mW/g; SAR(10 g) = 0.232 mW/g
Maximum value of SAR (measured) = 1.01 mW/g

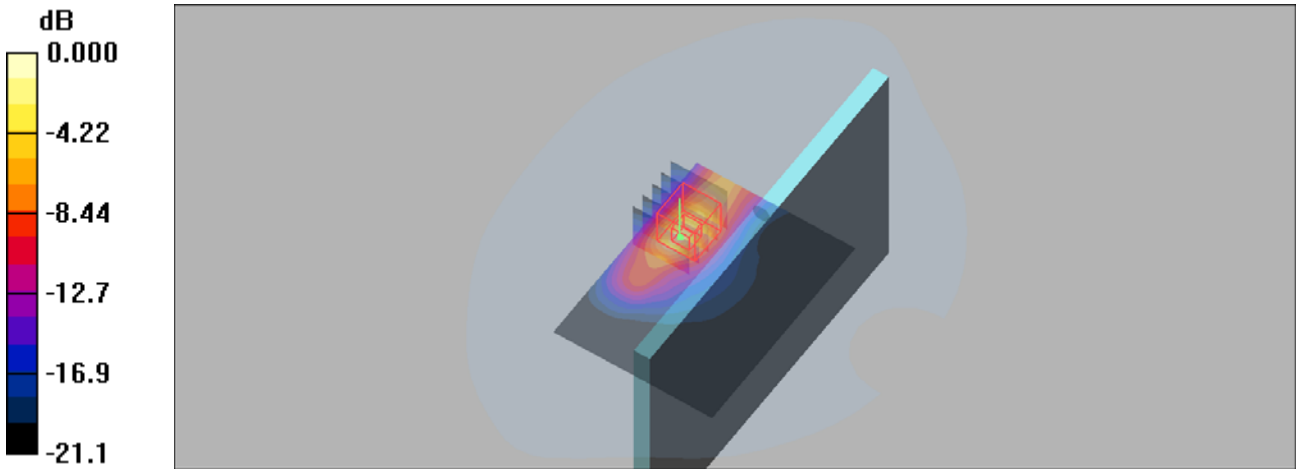

0 dB = 1.01mW/g

Test Laboratory: UnionTrust Date: 2020/6/17

P11_LTE 17_QPSK10M_Bottom Side_0MM_23780_1RB_24 Offset

DUT: EUT

Communication System: LTE Band 17; Frequency: 709 MHz;Duty Cycle: 1:1
Medium: H750 Medium parameters used: f = 709 MHz; σ = 0.862 mho/m; ε_r = 40.8; ρ = 1000 kg/m^3

DASY4 Configuration:
- Probe: ES3DV3 - SN3090; ConvF(6.24, 6.24, 6.24); Calibrated: 2020/5/9
- Sensor-Surface: 3mm (Mechanical Surface Detection)
- Electronics: DAE4 Sn662; Calibrated: 2020/5/6
- Phantom: SAM 1; Type: QD 000 P40 CB; Serial: TP/1378
- ; Postprocessing SW: SEMCAD, V1.8 Build 186

Test/Area Scan (61x81x1): Measurement grid: dx=15mm, dy=15mm
Maximum value of SAR (interpolated) = 0.193 mW/g

Test/Zoom Scan (5x5x7)/Cube 0: Measurement grid: dx=8mm, dy=8mm, dz=5mm
Reference Value = 7.42 V/m; Power Drift = 0.01 dB
Peak SAR (extrapolated) = 1.02 W/kg
SAR(1 g) = 0.256 mW/g; SAR(10 g) = 0.093 mW/g
Maximum value of SAR (measured) = 0.400 mW/g

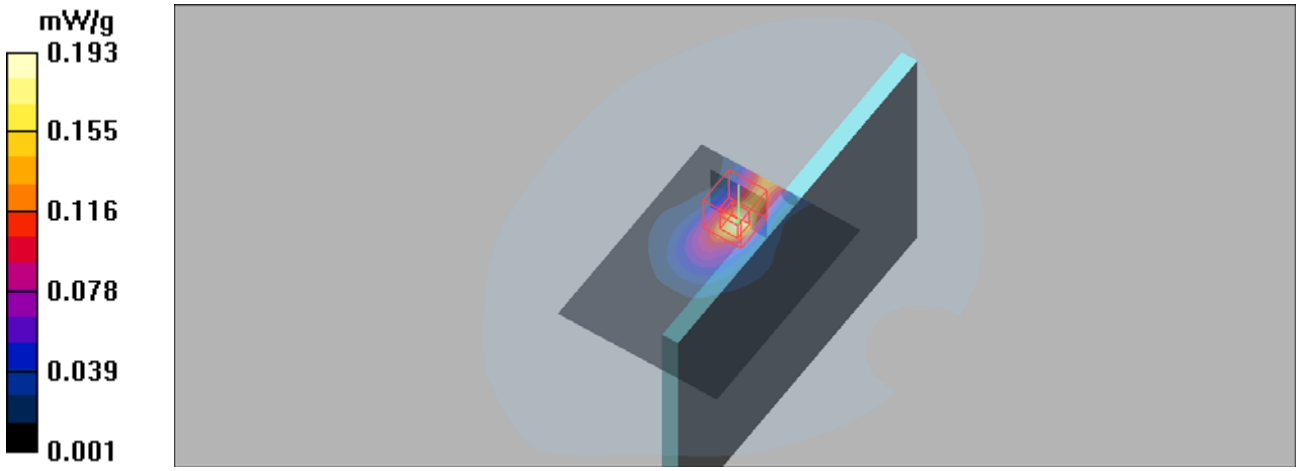

Test Laboratory: UnionTrust Date: 2020/6/15

P12_LTE 25_QPSK20M_Rear Face_11MM_26140_1RB_50 Offset

DUT: EUT

Communication System: LTE Band 25; Frequency: 1860 MHz;Duty Cycle: 1:1
Medium: H1900 Medium parameters used: f = 1860 MHz; σ = 1.36 mho/m; ε_r = 41.5; ρ = 1000 kg/m^3

DASY4 Configuration:
- Probe: ES3DV3 - SN3090; ConvF(5.1, 5.1, 5.1); Calibrated: 2020/5/9
- Sensor-Surface: 3mm (Mechanical Surface Detection)
- Electronics: DAE4 Sn662; Calibrated: 2020/5/6
- Phantom: SAM 2; Type: QD 000 P40 CB; Serial: TP-1376
- ; Postprocessing SW: SEMCAD, V1.8 Build 186

Test/Area Scan (61x81x1): Measurement grid: dx=15mm, dy=15mm
Maximum value of SAR (interpolated) = 0.783 mW/g

Test/Zoom Scan (5x5x7)/Cube 0: Measurement grid: dx=8mm, dy=8mm, dz=5mm
Reference Value = 14.4 V/m; Power Drift = -0.02 dB
Peak SAR (extrapolated) = 1.62 W/kg
SAR(1 g) = 0.702 mW/g; SAR(10 g) = 0.320 mW/g
Maximum value of SAR (measured) = 0.957 mW/g



0 dB = 0.957mW/g

P13_LTE 26_QPSK15M_Rear Face_0MM_26965_36RB_0 Offset

DUT: EUT

Communication System: LTE Band26; Frequency: 841.5 MHz;Duty Cycle: 1:1
Medium: H850 Medium parameters used (interpolated): f = 841.5 MHz; σ = 0.884 mho/m; ε_r = 41.5; ρ = 1000 kg/m^3

DASY4 Configuration:
- Probe: ES3DV3 - SN3090; ConvF(6.13, 6.13, 6.13); Calibrated: 2020/5/9
- Sensor-Surface: 3mm (Mechanical Surface Detection)
- Electronics: DAE4 Sn662; Calibrated: 2020/5/6
- Phantom: SAM 1; Type: QD 000 P40 CB; Serial: TP/1378
- ; Postprocessing SW: SEMCAD, V1.8 Build 186

Test/Area Scan (61x81x1): Measurement grid: dx=15mm, dy=15mm
Maximum value of SAR (interpolated) = 1.15 mW/g

Test/Zoom Scan (5x5x7)/Cube 0: Measurement grid: dx=8mm, dy=8mm, dz=5mm
Reference Value = 17.6 V/m; Power Drift = -0.03 dB
Peak SAR (extrapolated) = 3.36 W/kg
SAR(1 g) = 0.883 mW/g; SAR(10 g) = 0.346 mW/g
Maximum value of SAR (measured) = 1.36 mW/g



0 dB = 1.36mW/g

Test Laboratory: UnionTrust Date: 2020/6/5

P14_LTE 30_QPSK10M_Top Side_11MM_27710_1RB_24offset

DUT: EUT

Communication System: LTE 30; Frequency: 2310 MHz;Duty Cycle: 1:1
Medium: H2300 Medium parameters used: f = 2310 MHz; σ = 1.67 mho/m; ε_r = 38.8; ρ = 1000 kg/m^3

DASY4 Configuration:
- Probe: ES3DV3 - SN3090; ConvF(4.83, 4.83, 4.83); Calibrated: 2020/5/9
- Sensor-Surface: 3mm (Mechanical Surface Detection)
- Electronics: DAE4 Sn662; Calibrated: 2020/5/6
- Phantom: SAM 2; Type: QD 000 P40 CB; Serial: TP-1376
- ; Postprocessing SW: SEMCAD, V1.8 Build 186

Test/Area Scan (61x91x1): Measurement grid: dx=15mm, dy=15mm
Maximum value of SAR (interpolated) = 1.14 mW/g

Test/Zoom Scan (5x5x7)/Cube 0: Measurement grid: dx=8mm, dy=8mm, dz=5mm
Reference Value = 8.27 V/m; Power Drift = -0.160 dB
Peak SAR (extrapolated) = 1.75 W/kg
SAR(1 g) = 0.894 mW/g; SAR(10 g) = 0.444 mW/g
Maximum value of SAR (measured) = 1.15 mW/g

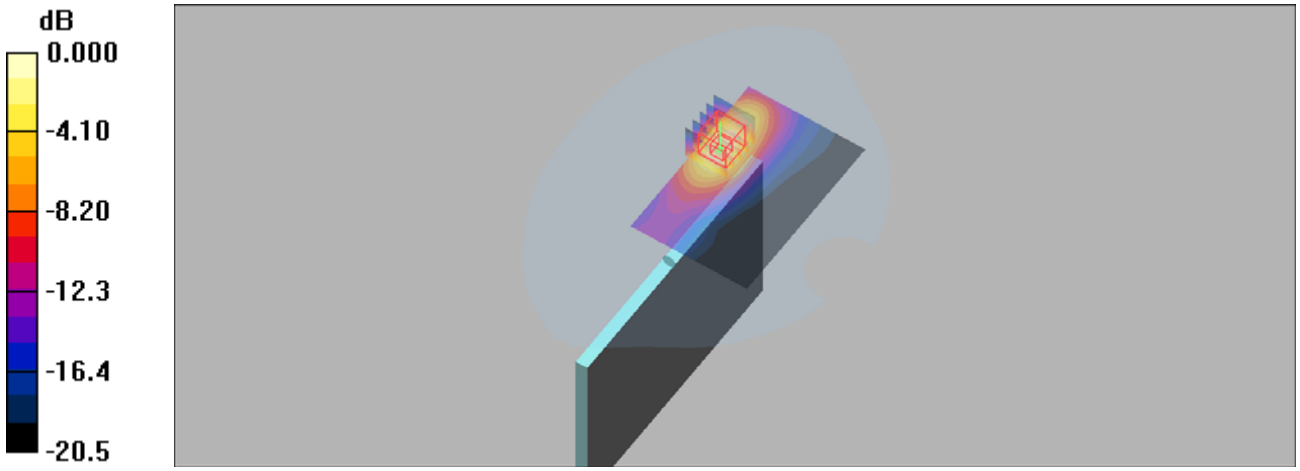

0 dB = 1.15mW/g

Test Laboratory: UnionTrust Date: 2020/6/5

P15_LTE 41_QPSK20M_Rear Face_11MM_39750_1RB_50offset_

DUT: EUT

Communication System: TD-LTE Band41-3; Frequency: 2506 MHz;Duty Cycle: 1:1.58
Medium: H2600 Medium parameters used: f = 2506 MHz; σ = 1.95 mho/m; ε_r = 37.9; ρ = 1000 kg/m^3

DASY4 Configuration:
- Probe: ES3DV3 - SN3090; ConvF(4.61, 4.61, 4.61); Calibrated: 2020/5/9
- Sensor-Surface: 3mm (Mechanical Surface Detection)
- Electronics: DAE4 Sn662; Calibrated: 2020/5/6
- Phantom: SAM 2; Type: QD 000 P40 CB; Serial: TP-1376
- ; Postprocessing SW: SEMCAD, V1.8 Build 186

Test/Area Scan (61x91x1): Measurement grid: dx=15mm, dy=15mm
Maximum value of SAR (interpolated) = 1.00 mW/g

Test/Zoom Scan (5x5x7)/Cube 0: Measurement grid: dx=8mm, dy=8mm, dz=5mm
Reference Value = 14.4 V/m; Power Drift = 0.000 dB
Peak SAR (extrapolated) = 2.03 W/kg
SAR(1 g) = 0.914 mW/g; SAR(10 g) = 0.411 mW/g
Maximum value of SAR (measured) = 1.10 mW/g



0 dB = 1.10mW/g

Test Laboratory: UnionTrust Date: 2020/6/19

P16_LTE 66_QPSK20M_Top Side_11MM_132572_1RB_50 Offset

DUT: EUT

Communication System: LTE 66; Frequency: 1770 MHz;Duty Cycle: 1:1
Medium: H1750 Medium parameters used: f = 1770 MHz; σ = 1.4 mho/m; ε_r = 39.3; ρ = 1000 kg/m^3

DASY4 Configuration:
- Probe: ES3DV3 - SN3090; ConvF(5.38, 5.38, 5.38); Calibrated: 2020/5/9
- Sensor-Surface: 3mm (Mechanical Surface Detection)
- Electronics: DAE4 Sn662; Calibrated: 2020/5/6
- Phantom: SAM 1; Type: QD 000 P40 CB; Serial: TP/1378
- ; Postprocessing SW: SEMCAD, V1.8 Build 186

Test/Area Scan (61x81x1): Measurement grid: dx=15mm, dy=15mm
Maximum value of SAR (interpolated) = 0.766 mW/g

Test/Zoom Scan (5x5x7)/Cube 0: Measurement grid: dx=8mm, dy=8mm, dz=5mm
Reference Value = 10.5 V/m; Power Drift = 0.03 dB
Peak SAR (extrapolated) = 1.08 W/kg
SAR(1 g) = 0.631 mW/g; SAR(10 g) = 0.366 mW/g
Maximum value of SAR (measured) = 0.774 mW/g

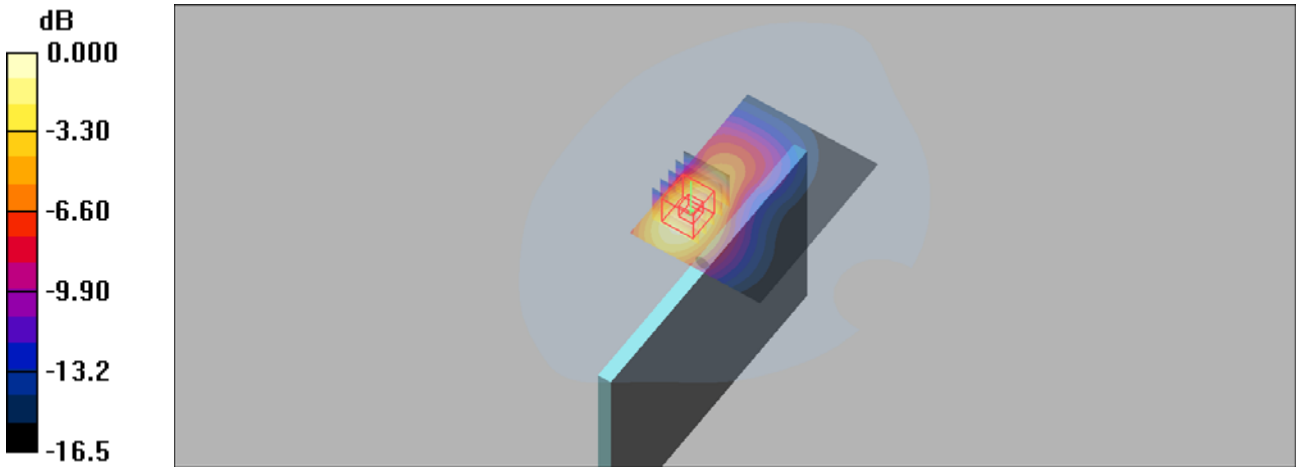

0 dB = 0.774mW/g

P17_LTE 71_QPSK20M_Bottom Side_0MM_133222_1RB_50 Offset

DUT: EUT

Communication System: LTE Band 71 & 20M; Frequency: 673 MHz;Duty Cycle: 1:1
Medium: H750 Medium parameters used (extrapolated): f = 673 MHz; σ = 0.821 mho/m; ε_r = 41.2; ρ = 1000 kg/m^3

DASY4 Configuration:
- Probe: ES3DV3 - SN3090; ConvF(6.24, 6.24, 6.24); Calibrated: 2020/5/9
- Sensor-Surface: 3mm (Mechanical Surface Detection)
- Electronics: DAE4 Sn662; Calibrated: 2020/5/6
- Phantom: SAM 1; Type: QD 000 P40 CB; Serial: TP/1378
- ; Postprocessing SW: SEMCAD, V1.8 Build 186

Test/Area Scan (61x81x1): Measurement grid: dx=15mm, dy=15mm
Maximum value of SAR (interpolated) = 0.430 mW/g

Test/Zoom Scan (5x5x7)/Cube 0: Measurement grid: dx=8mm, dy=8mm, dz=5mm
Reference Value = 4.96 V/m; Power Drift = 0.03 dB
Peak SAR (extrapolated) = 2.72 W/kg
SAR(1 g) = 0.582 mW/g; SAR(10 g) = 0.199 mW/g
Maximum value of SAR (measured) = 0.863 mW/g

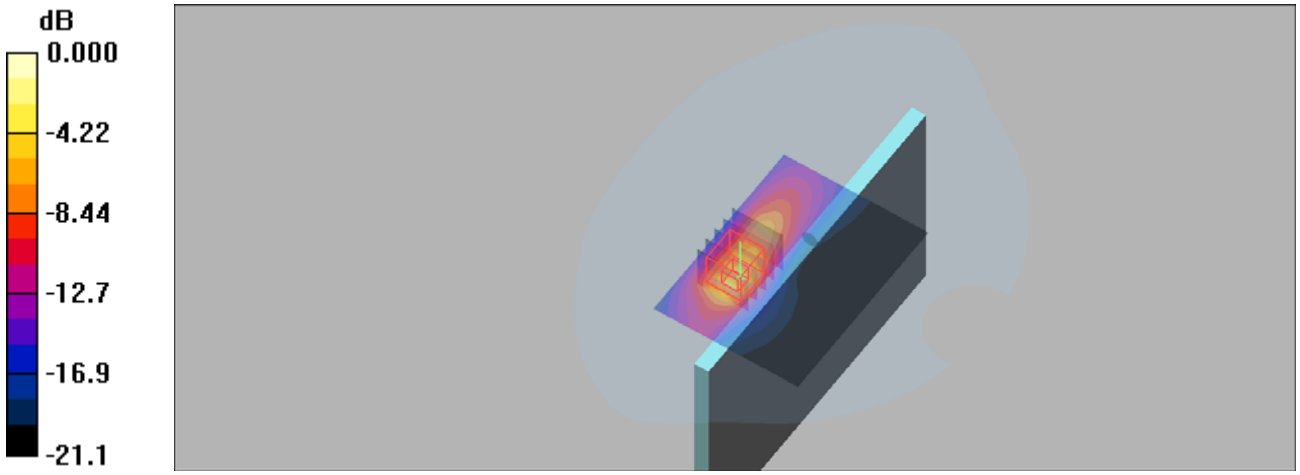

0 dB = 0.863mW/g

Test Laboratory: UnionTrust Date: 2020/6/19

P18_802.11b_Rear Face_0MM_6

DUT: EUT

Communication System: Wlan 802.11b; Frequency: 2437 MHz;Duty Cycle: 1:1
Medium: H2450 Medium parameters used: f = 2437 MHz; σ = 1.75 mho/m; ε_r = 40.2; ρ = 1000 kg/m^3

DASY4 Configuration:
- Probe: ES3DV3 - SN3090; ConvF(4.61, 4.61, 4.61); Calibrated: 2020/5/9
- Sensor-Surface: 3mm (Mechanical Surface Detection)
- Electronics: DAE4 Sn662; Calibrated: 2020/5/6
- Phantom: SAM 2; Type: QD 000 P40 CB; Serial: TP-1376
- ; Postprocessing SW: SEMCAD, V1.8 Build 186

Test/Area Scan (61x81x1): Measurement grid: dx=15mm, dy=15mm
Maximum value of SAR (interpolated) = 0.423 mW/g

Test/Zoom Scan (5x5x7)/Cube 0: Measurement grid: dx=8mm, dy=8mm, dz=5mm
Reference Value = 1.84 V/m; Power Drift = 0.03 dB
Peak SAR (extrapolated) = 0.700 W/kg
SAR(1 g) = 0.281 mW/g; SAR(10 g) = 0.121 mW/g
Maximum value of SAR (measured) = 0.357 mW/g

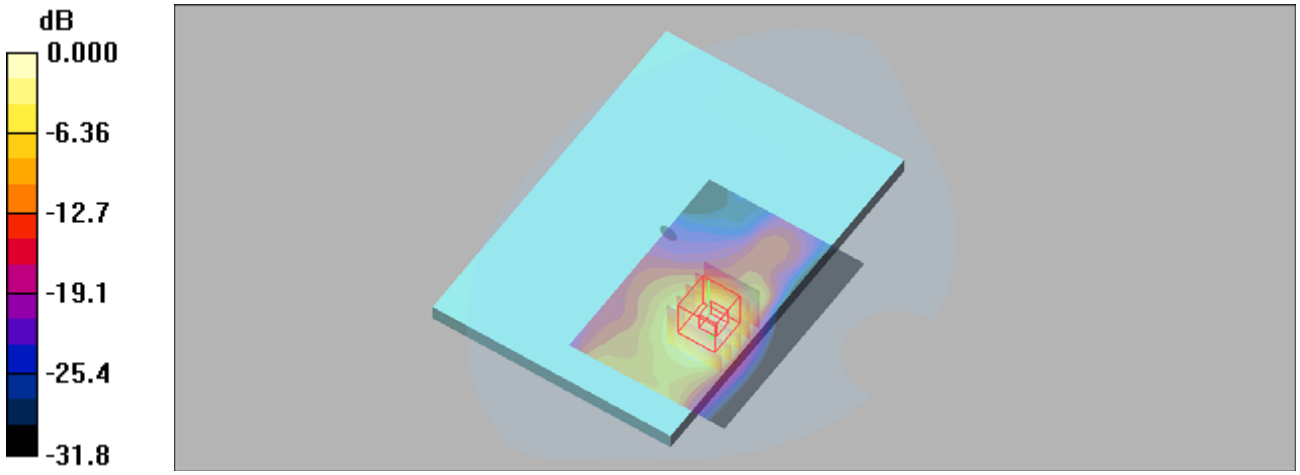

0 dB = 0.357mW/g

Test Laboratory: UnionTrust Date: 2020/7/7

P19 802.11n_HT40_Top Side_0cm_Ch54

DUT: EUT

Communication System: 802.11n; Frequency: 5270 MHz;Duty Cycle: 1:1
Medium: H5G Medium parameters used: f = 5270 MHz; σ = 4.711 S/m; ε_r = 35.394; ρ = 1000 kg/m^3

DASY4 Configuration:
- Probe: EX3DV4 - SN7506; ConvF(5.34, 5.34, 5.34) @ 5270 MHz; Calibrated: 5/29/2020
- Sensor-Surface: 1.4mm (Mechanical Surface Detection)
- Electronics: DAE4 Sn1557; Calibrated: 5/27/2020
- Phantom: SAM 1; Type: QD 000 P40 CB; Serial: TP/1378
- ; Postprocessing SW: SEMCAD, V1.8 Build 186

- Area Scan (61x91x1): Interpolated grid: dx=1.000 mm, dy=1.000 mm
Maximum value of SAR (interpolated) = 1.80 W/kg

- Zoom Scan (8x8x7)/Cube 0: Measurement grid: dx=4mm, dy=4mm, dz=1.4mm
Reference Value = 18.72 V/m; Power Drift = 0.02 dB
Peak SAR (extrapolated) = 6.09 W/kg
SAR(1 g) = 0.453 W/kg; SAR(10 g) = 0.083 W/kg
Maximum value of SAR (measured) = 1.29 W/kg

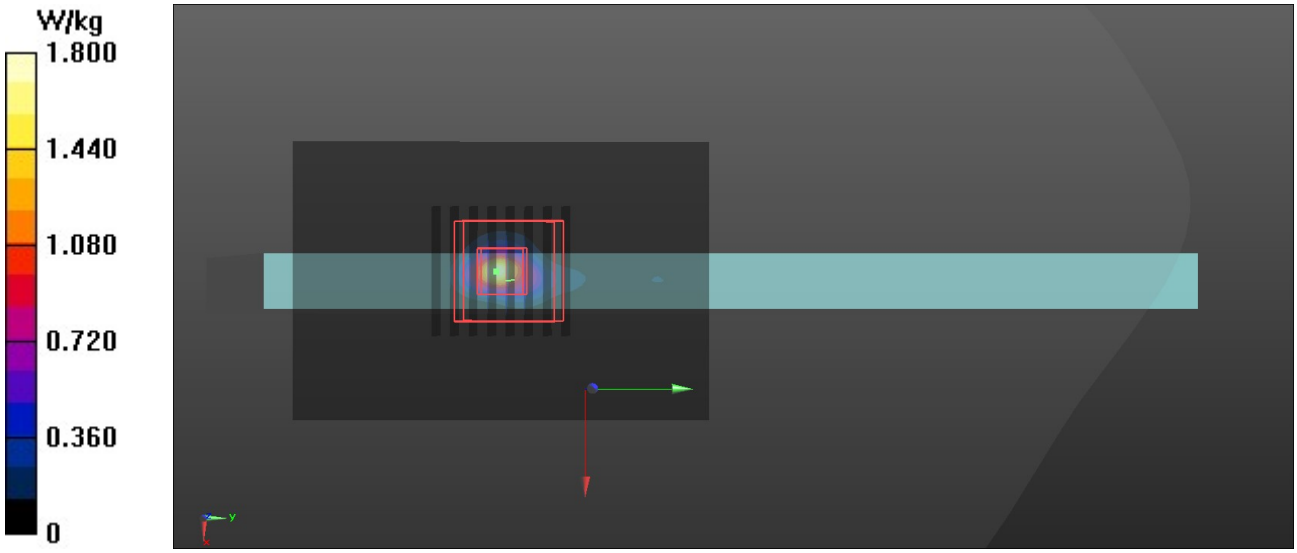

Test Laboratory: UnionTrust Date: 2020/7/6

P20 802.11n_HT40_Top Side_0cm_Ch134

DUT: EUT

Communication System: 802.11n; Frequency: 5670 MHz;Duty Cycle: 1:1
Medium: H5G Medium parameters used: f = 5670 MHz; σ = 5.115 S/m; ε_r = 34.811; ρ = 1000 kg/m^3

DASY4 Configuration:
- Probe: EX3DV4 - SN7506; ConvF(4.88, 4.88, 4.88) @ 5670 MHz; Calibrated: 5/29/2020
- Sensor-Surface: 1.4mm (Mechanical Surface Detection)
- Electronics: DAE4 Sn1557; Calibrated: 5/27/2020
- Phantom: SAM 1; Type: QD 000 P40 CB; Serial: TP/1378
- ; Postprocessing SW: SEMCAD, V1.8 Build 186

- Area Scan (61x91x1): Interpolated grid: dx=1.000 mm, dy=1.000 mm
Maximum value of SAR (interpolated) = 1.31 W/kg

- Zoom Scan (8x8x7)/Cube 0: Measurement grid: dx=4mm, dy=4mm, dz=1.4mm
Reference Value = 18.06 V/m; Power Drift = 0.13 dB
Peak SAR (extrapolated) = 2.48 W/kg
SAR(1 g) = 0.437 W/kg; SAR(10 g) = 0.070 W/kg
Maximum value of SAR (measured) = 1.47 W/kg

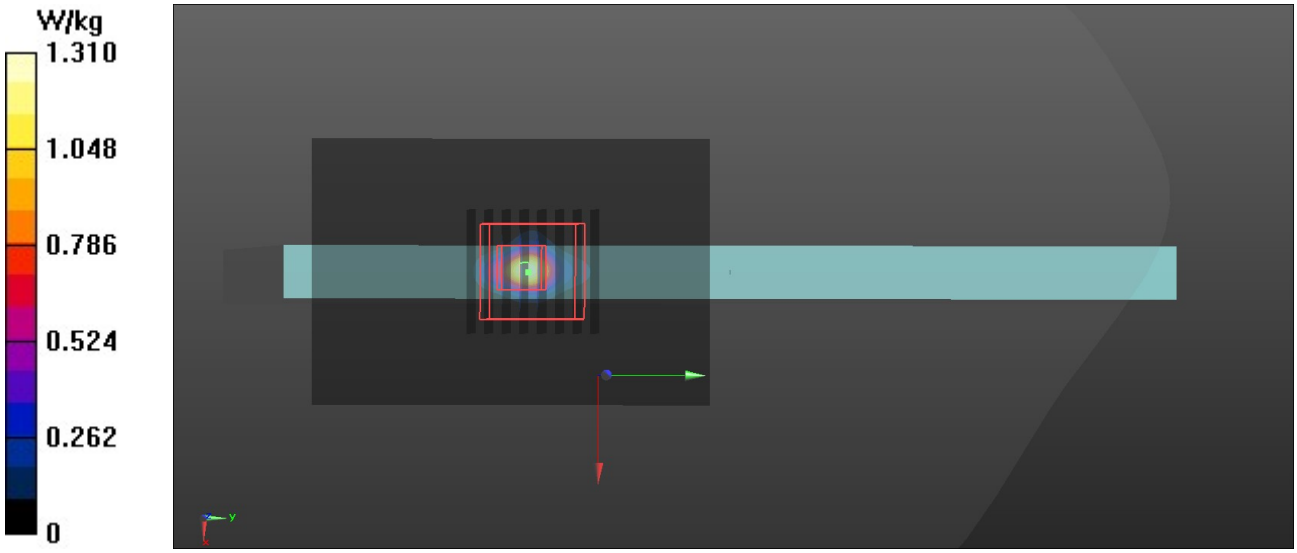

Test Laboratory: UnionTrust Date: 2020/7/6

P21 802.11n_HT40_Top Side_0cm_Ch151

DUT: EUT

Communication System: 802.11n; Frequency: 5755 MHz;Duty Cycle: 1:1
Medium: H5G Medium parameters used: f = 5755 MHz; σ = 5.213 S/m; ε_r = 34.695; ρ = 1000 kg/m^3

DASY4 Configuration:
- Probe: EX3DV4 - SN7506; ConvF(4.94, 4.94, 4.94) @ 5755 MHz; Calibrated: 5/29/2020
- Sensor-Surface: 1.4mm (Mechanical Surface Detection)
- Electronics: DAE4 Sn1557; Calibrated: 5/27/2020
- Phantom: SAM 1; Type: QD 000 P40 CB; Serial: TP/1378
- ; Postprocessing SW: SEMCAD, V1.8 Build 186

- Area Scan (61x91x1): Interpolated grid: dx=1.000 mm, dy=1.000 mm
Maximum value of SAR (interpolated) = 1.62 W/kg
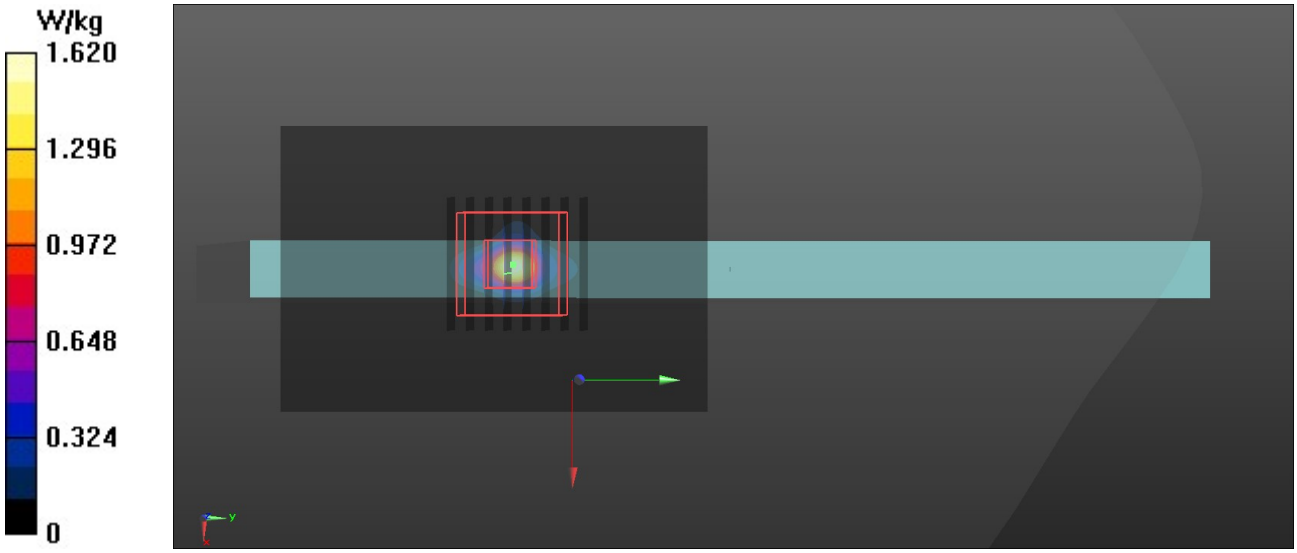
- Zoom Scan (8x8x7)/Cube 0: Measurement grid: dx=4mm, dy=4mm, dz=1.4mm
Reference Value = 18.87 V/m; Power Drift = -0.07 dB
Peak SAR (extrapolated) = 2.95 W/kg
SAR(1 g) = 0.487 W/kg; SAR(10 g) = 0.076 W/kg
Maximum value of SAR (measured) = 1.54 W/kg