User Manual

Copyright ⓒ 2019. Lab-T, Inc.

SAMSUNG Galaxy Friends

Galaxy Friends

Smart Wireless Charging Pad User's Guide

Product Structure

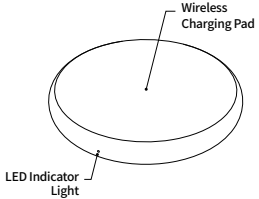

User Guide

- Before use, read this user's guide for safety and correct usage of the product.
- The picture from the guide can be different from the actual product, the content may change without notice to the customer for performance improvement.
- If you wish to connect and use with a different mobile device, please check if the product is compatible with the related mobile device.
- Some mobile phone accessary cases may be difficult to charge depending on the case design.
- Please contact the customer service of CONSPIN SOLUTION Co., LTD. if the product's wireless charge and operation is not working properly.

How to use the product

❶ Connect the product to the power device.

❷ Place the device on top of the product.

❸ Once you place the device, the Installation of 'Samsung Galaxy Friends Service' will begin.

❹ The content will remain after you release the device from the product.

- For high-speed charging, please use the original Samsung charger (9V/1.67A).
- The charger is not included.
- The charger must be near the socket during charging, place it where you can easily touch.
- For content update, you will need mobile network or WiFi connection.

LED Indicator Light

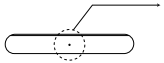

Green: Full Charge

Red: Charging

Red Blink: FOD

Precaution during device charging

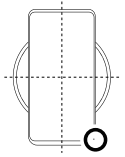

- Figure 1 -

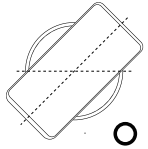

- Figure 2 -

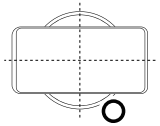

- Figure 3 -

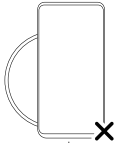

- Figure 4 -

Make sure the device is set in the middle of the product as shown in Figure 1/2/3. If the device is set incompletely as shown in Figure 4, the charging efficiency may drop.

When using the product, the back side of the device must meet the charging area, and if you drop the device onto the product, the product may be damaged. In this case, it will be the customer's accidental damage. Please be careful in using the product.

Product Spec

Name	Smart Wireless Charging Pad
Model Name	GF520
Manufacturer/Importer	CONSPIN SOLUTION Co., Ltd.
Country of Manufacture	China
Release date of the same model	August 2019
Warranty Period	6 months
Telephone No. of AS manager	CONSPIN SOLUTION Co., Ltd. +82 2 888 7060
Input	5V/2A, 9V/1.67A
Output	5V/1A, 9V/1A
RF	BLE 4.2
Color	White
Material	PC/Silicone
Composition	Smart Wireless Charging Pad, User's Guide
Specification	Product appearance (Width*Length*Height): 102 * 102 * 16 (mm)
Weight	100g

R-R-Css-GF520

CONSPIN SOLUTION

conspins.com

OFFICE	2F, 120, Gwanak-ro, Gwanak-gu, Seoul
TEL	+82 2 888 7060
FAX	+82 2 888 7061
A/S Inquiry	+82 2 888 7060

Cautions for Safety

※ **Please read it carefully before use and make sure to keep it.**

- This product is for 14 years old or older.
- Do not store in a place with high humidity or high temperature.
- Be careful that children or pets do not suck or bite the product.
- The product may be damaged if excessive forces are applied during mounting and removing the device.
- This product can be exchanged or compensated according to the Consumer Dispute Resolution notified by Fair Trade Commission
- In case the malfunction is caused by user's carelessness / handling mistake and the device is disassembled / modified / damaged at user's discretion, free warranty is not provided
- Do not touch the product with wet hands.
- Do not apply strong impact to the product such as dropping.
- The proper operating temperature of this product is 0 °C ~ 35 °C and the product may be damaged at temperatures above or below the proper temperature.
- Do not modify / disassemble / repair the product at user's discretion.

Notes on Connection

- The product can be used when it is connected to charger or PC.
- Be careful not to allow foreign matters (liquid, dust, etc.) enter into the inside of mobile device connection jack. The product may not work.
- Do not move the mobile devices while the product and device are connected. Connection jack of mobile device may be damaged.

Inquiry for Product A/S

- Please inform us of product model, faulted conditions and contact information when inquiring A/S.
- Please call the Customer Service Center (+82 2 888 7060) of CONSPIN SOLUTION Co., Ltd. if the product fails.
- Warranty period of charging stand is six months after purchase. In case of trouble due to defective product, the product can be exchanged after returning and inspecting the product.

Free Service

Free service may be provided in the event of a malfunction occurring under normal use within the warranty period and non-malfunctioning and consumer's mistake will be excluded.

Types of Consumer's Damage		Compensation	
		Within Warranty Period	After Warranty Period
Product damages occurred during	Within 7 days after purchase	Exchange or refund the product at the place of purchase	N/A
In case performance or functional failure under normal use condition is occurred within A/S period (6 months)	Within 7 days after purchase	Exchange the product or refund at the place of purchase after checking whether the product is collected / defective by the customer service center of CONSPIN SOLUTION Co., Ltd.	
	After 7 days after purchase	Exchange the product after checking whether the product is defective by the customer service center of CONSPIN SOLUTION Co., Ltd.	

*** Refunds: Refund with purchased price at the place of purchase (Submit receipt at the time of purchase)**

Paid Service

Please check the user's guide in advance since the charges may be incurred regardless of the warranty period in case the product is not defective or the malfunction is caused by a consumer's mistake.

Types of Consumer's Damage	Compensation	
	Within Warranty Period	After Warranty Period
Malfunction caused by intentional negligence of the consumer	Partial repair impossible Paid purchase can be made at the price of the product by the customer's request (from the time of purchase to A/S stock retention period (within 6 months))	N/A

1. In case the malfunction is caused by customer's fault

- Malfunction caused by carelessness (soaking, breakage, damage) in use
- Malfunction caused by NOT keeping the "cautions" in the user's guide

2. Other cases

- Malfunction caused by natural disasters (fire, damage from sea wind, flood damage, lightning, etc.)

※ The services may be rejected in the following cases.

- In case product is modified, altered, reproduced or used private or imitation parts with user's own discretion
- In case the product is replaced with a part other than the part at the time of purchase (or after A/S)

LINE FRIENDS | SAMSUNG Galaxy Friends

QUICK GUIDE

SMART WIRELESS CHARGING PAD

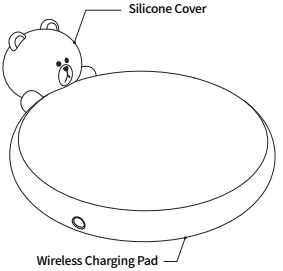

Before Use

- Be sure to read this quick guide before usage to ensure safe and quick usage of the product.
- Illustrations in the User's Manual may differ from reality, and the contents may be changed in some ways without notice to improve performance.
- Attach the silicone cover to smart wireless charging pad.
- Excessive force during removal or attachment of the silicone cover may cause damage to the product and the cover.

❶

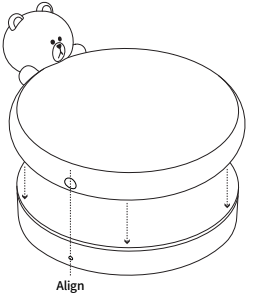

❷

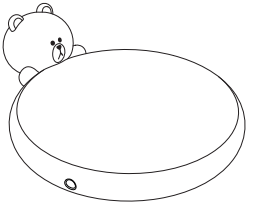

CONSPIN SOLUTION
conspins.com

OFFICE 2F, 120, Gwanak-ro, Gwanak-gu, Seoul
TEL +82 2 888 7060
FAX +82 2 888 7061
A/S Inquiry +82 2 888 7060

Compliance Statement

This device complies with part 15 of the FCC Rules. Operation is subject to the following two conditions : (1) This device may not cause harmful interference, and (2) This device must accept any interference received, including interference that may cause undesired operation.

This equipment has been tested and found to comply with the limits for a Class B digital device, pursuant to part 15 of the FCC Rules. These limits are designed to provide reasonable protection against harmful interference in a residential installation. This equipment generates, uses and can radiate radio frequency energy and, if not installed and used in accordance with the instructions, may cause harmful interference to radio communications. However, there is no guarantee that interference will not occur in a particular installation. If this equipment does cause harmful interference to radio or television reception, which can be determined by turning the equipment off and on, the user is encouraged to try to correct the interference by one or more of the following measures :

— Reorient or relocate the receiving antenna.
— Increase the separation between the equipment and receiver.
— Connect the equipment into an outlet on a circuit different from that to which the receiver is connected.
— Consult the dealer or an experienced radio/TV technician for help.

A minimum separation distance of 20 cm must be maintained between the antenna and the person for this appliance to satisfy the RF exposure requirements.

CAUTION: Changes or modifications not expressly approved by the party responsible for compliance could void the user's authority to operate the equipment.