Appendix A: 20dB Emission Bandwidth

Test Result

TestMode	Antenna	Channel	20db EBW[MHz]	FL[MHz]	FH[MHz]	Limit[MHz]	Verdict
DH1	Ant1	2402	0.924	2401.553	2402.477	---	PASS
		2441	0.921	2440.550	2441.471	---	PASS
		2480	0.888	2479.547	2480.435	---	PASS
2DH1	Ant1	2402	1.215	2401.388	2402.603	---	PASS
		2441	1.260	2440.370	2441.630	---	PASS
		2480	1.233	2479.382	2480.615	---	PASS
3DH1	Ant1	2402	1.269	2401.364	2402.633	---	PASS
		2441	1.245	2440.388	2441.633	---	PASS
		2480	1.272	2479.361	2480.633	---	PASS

Test Graphs

DH1_Ant1_2402

DH1_Ant1_2441

DH1_Ant1_2480

2DH1_Ant1_2402

2DH1_Ant1_2441

2DH1_Ant1_2480

3DH1_Ant1_2402

3DH1_Ant1_2441

3DH1_Ant1_2480

Appendix B: Maximum conducted output power

Test Result

TestMode	Antenna	Channel	Result[dBm]	Limit[dBm]	Verdict
DH1	Ant1	2402	1.55	<=20.97	PASS
		2441	2.04	<=20.97	PASS
		2480	1.32	<=20.97	PASS
2DH1	Ant1	2402	1.18	<=20.97	PASS
		2441	1.68	<=20.97	PASS
		2480	0.94	<=20.97	PASS
3DH1	Ant1	2402	1.45	<=20.97	PASS
		2441	1.88	<=20.97	PASS
		2480	1.25	<=20.97	PASS

Test Graphs

DH1_Ant1_2402

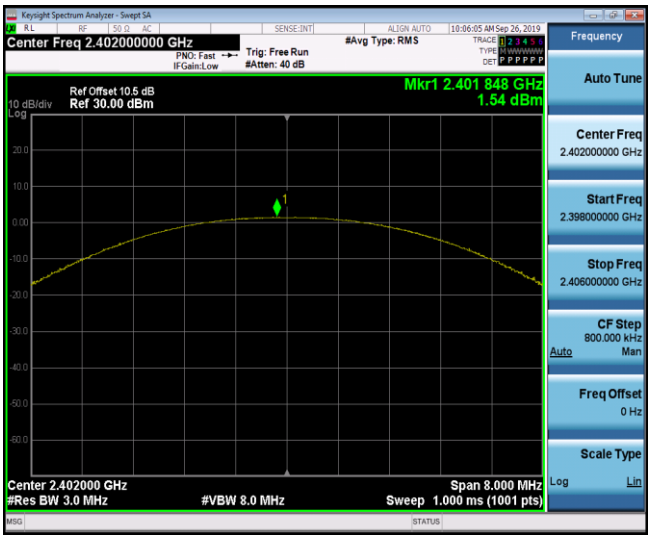

DH1_Ant1_2441

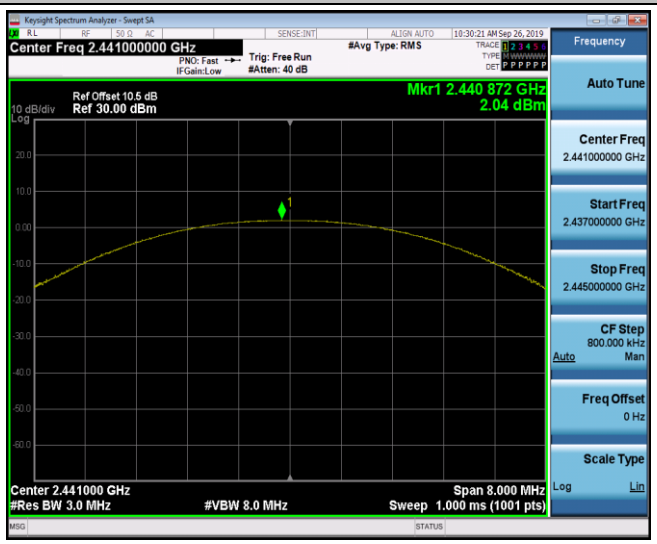

DH1_Ant1_2480

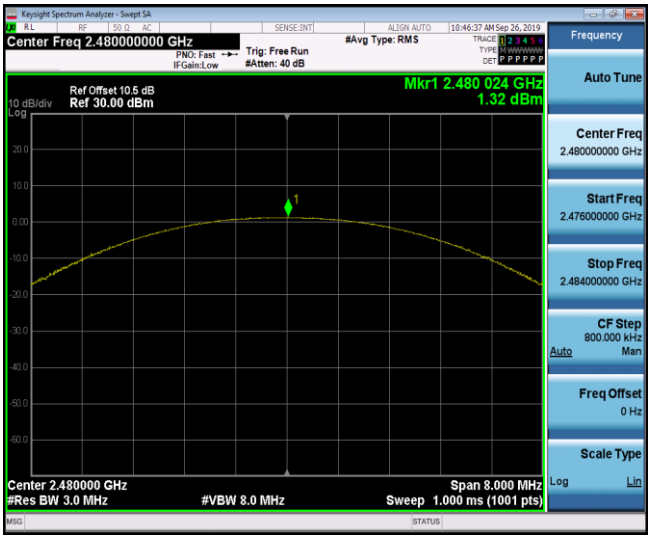

2DH1_Ant1_2402
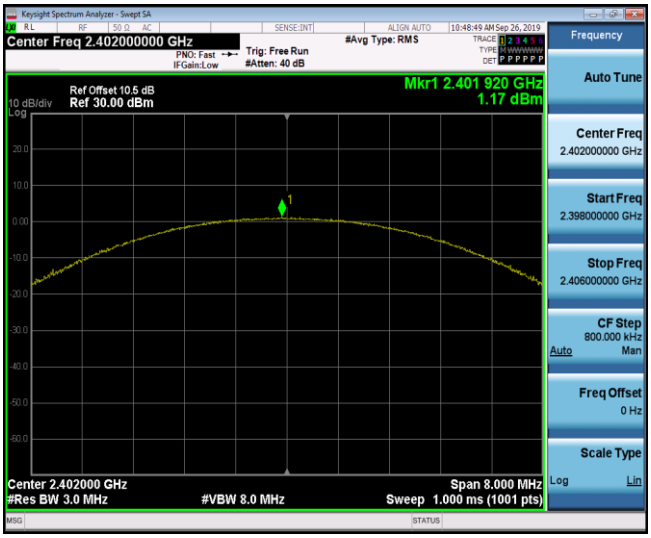

2DH1_Ant1_2441
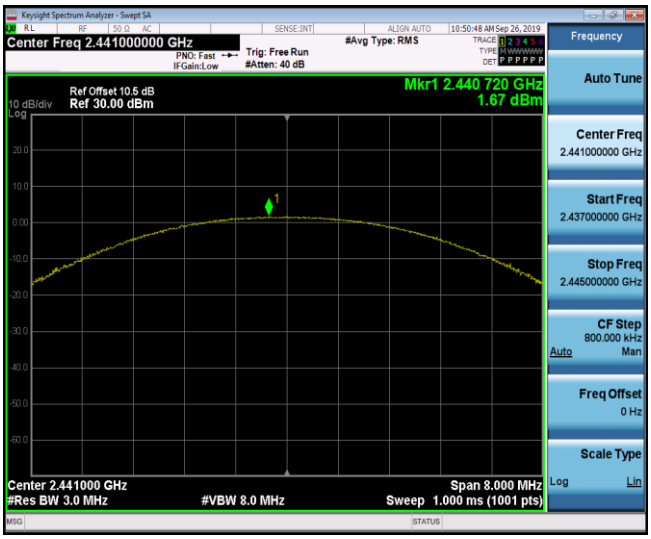

2DH1_Ant1_2480
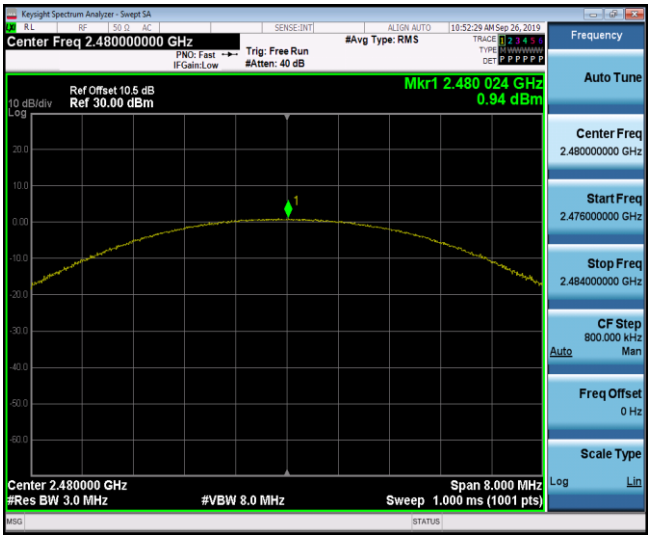

3DH1_Ant1_2402

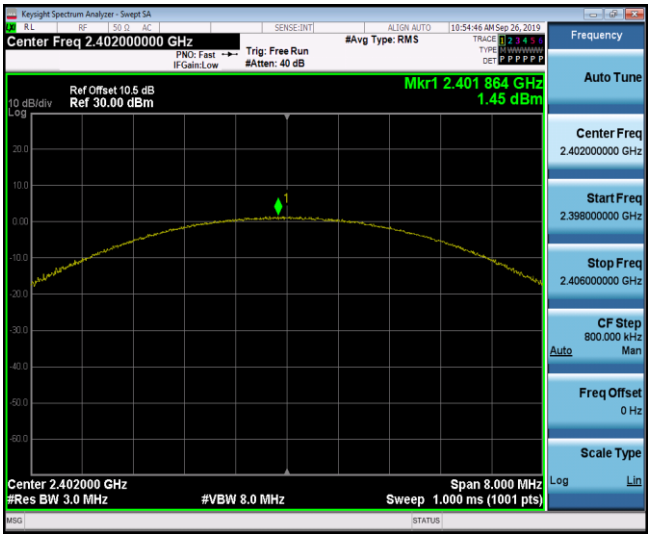

3DH1_Ant1_2441

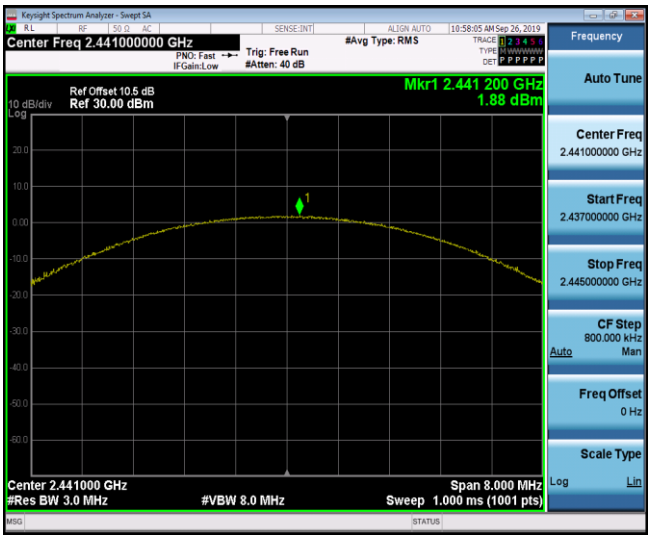

3DH1_Ant1_2480

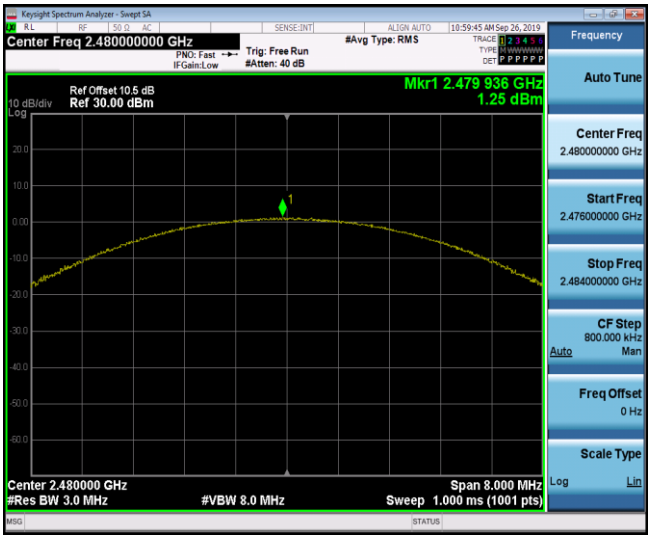

Appendix C: Carrier frequency separation

Test Result

TestMode	Antenna	Channel	Result[MHz]	Limit[MHz]	Verdict
DH1	Ant1	Hop	1.000	>=0.924	PASS
2DH1	Ant1	Hop	0.994	>=0.840	PASS
3DH1	Ant1	Hop	1.008	>=0.848	PASS

Test Graphs

DH1_Ant1_Hop

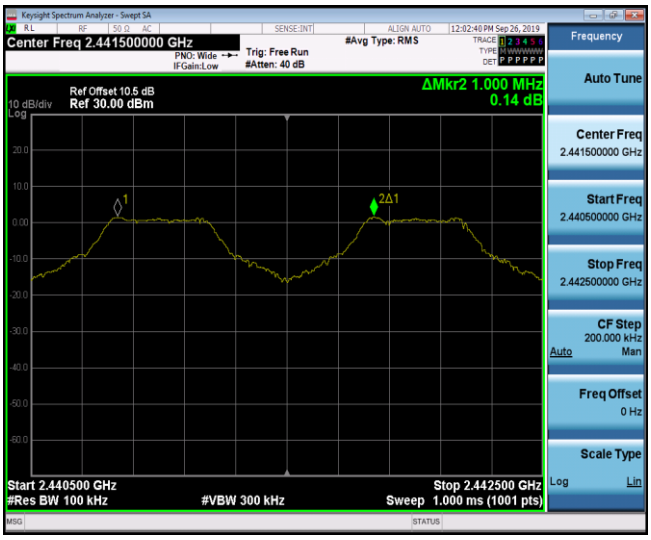

2DH1_Ant1_Hop

3DH1_Ant1_Hop

Appendix D: Time of occupancy

Test Result

TestMode	Antenna	Channel	BurstWidth [ms]	TotalHops [Num]	Result[s]	Limit[s]	Verdict
DH1	Ant1	Hop	0.37	330	0.122	<=0.4	PASS
DH3	Ant1	Hop	1.62	160	0.26	<=0.4	PASS
DH5	Ant1	Hop	2.87	120	0.345	<=0.4	PASS
2DH1	Ant1	Hop	0.38	320	0.121	<=0.4	PASS
2DH3	Ant1	Hop	1.63	200	0.326	<=0.4	PASS
2DH5	Ant1	Hop	2.88	120	0.345	<=0.4	PASS
3DH1	Ant1	Hop	0.38	330	0.125	<=0.4	PASS
3DH3	Ant1	Hop	1.63	140	0.228	<=0.4	PASS
3DH5	Ant1	Hop	2.62	60	0.157	<=0.4	PASS

Test Graphs

DH1_Ant1_Hop
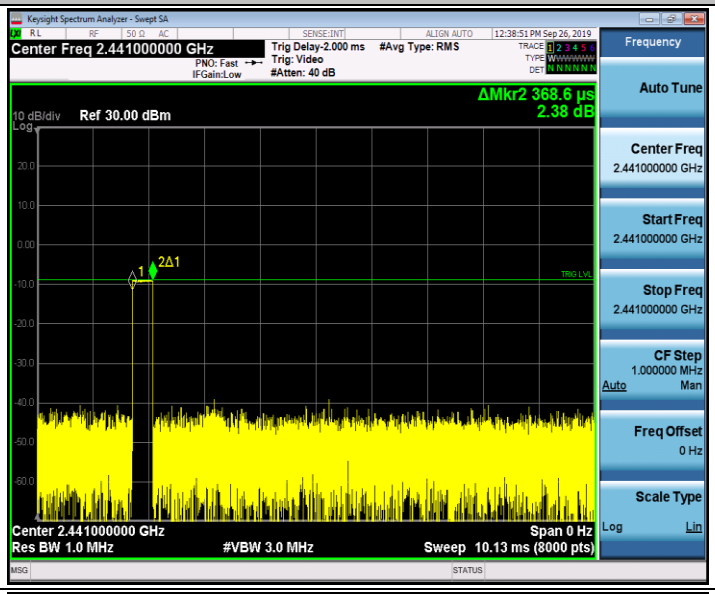
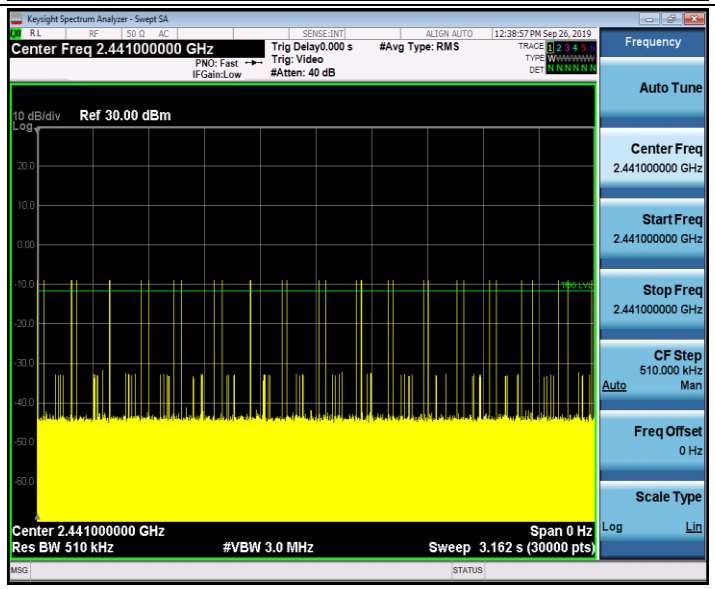

DH3_Ant1_Hop
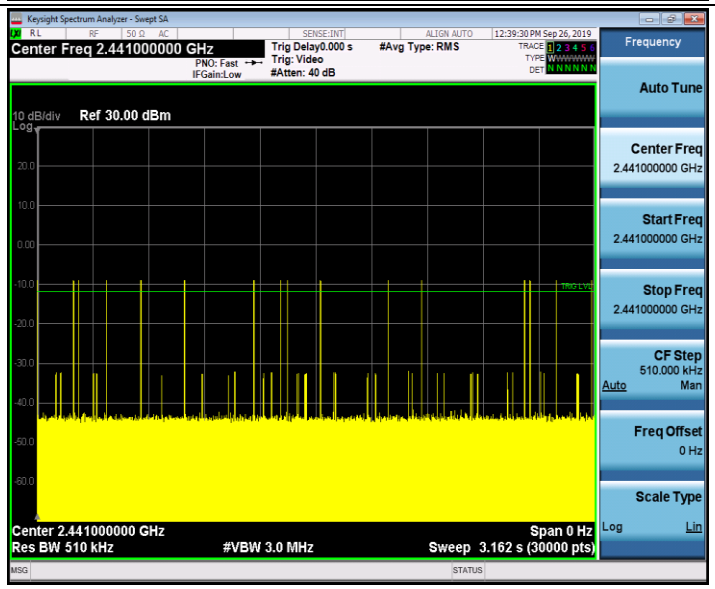

Keysight Spectrum Analyzer - Swept SA
Center Freq 2.441000000 GHz
Trig Delay-2.000 ms
#Avg Type: RMS
Trig: Video
PNO: Fast
IFGain:Low
#Atten: 40 dB
12:39:24 PM Sep 26, 2019
ΔMkr2 1.624 ms
0.95 dB
10 dB/div
Ref 30.00 dBm
Log
1
2Δ1
TRIG LVL
Center 2.441000000 GHz
Res BW 1.0 MHz
#VBW 3.0 MHz
Span 0 Hz
Sweep 10.13 ms (8000 pts)
Frequency
Auto Tune
Center Freq
2.441000000 GHz
Start Freq
2.441000000 GHz
Stop Freq
2.441000000 GHz
CF Step
1.000000 MHz
Auto
Man
Freq Offset
0 Hz
Scale Type
Log
Lin
MSG
STATUS

Keysight Spectrum Analyzer - Swept SA
Center Freq 2.441000000 GHz
Trig Delay0.000 s
#Avg Type: RMS
Trig: Video
PNO: Fast
IFGain:Low
#Atten: 40 dB
12:39:30 PM Sep 26, 2019
10 dB/div
Ref 30.00 dBm
Log
TRIG LVL
Center 2.441000000 GHz
Res BW 510 kHz
#VBW 3.0 MHz
Span 0 Hz
Sweep 3.162 s (30000 pts)
Frequency
Auto Tune
Center Freq
2.441000000 GHz
Start Freq
2.441000000 GHz
Stop Freq
2.441000000 GHz
CF Step
510.000 kHz
Auto
Man
Freq Offset
0 Hz
Scale Type
Log
Lin
MSG
STATUS

DH5_Ant1_Hop
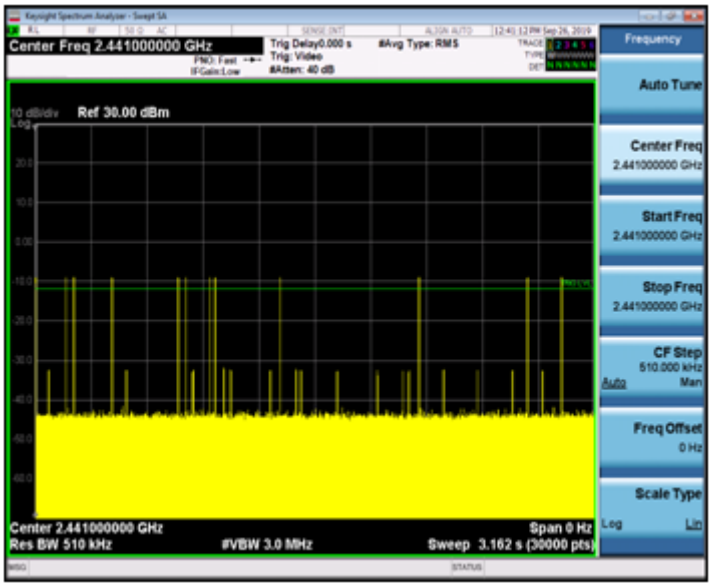

Center Freq 2.441000000 GHz
Trig Delay-2.000 ms
Trig: Video
#Atten: 40 dB
#Avg Type: RMS
Frequency
Auto Tune
ΔMkr2 2.872 ms
0.62 dB
10 dB/div
Ref 30.00 dBm
Center Freq
2.441000000 GHz
Start Freq
2.441000000 GHz
Stop Freq
2.441000000 GHz
CF Step
1.000000 MHz
Auto
Man
Freq Offset
0 Hz
Scale Type
Log
Lin
Center 2.441000000 GHz
Res BW 1.0 MHz
#VBW 3.0 MHz
Span 0 Hz
Sweep 10.13 ms (8000 pts)
Center Freq 2.441000000 GHz
Trig Delay0.000 s
Trig: Video
#Atten: 40 dB
#Avg Type: RMS
Frequency
Auto Tune
10 dB/div
Ref 30.00 dBm
Center Freq
2.441000000 GHz
Start Freq
2.441000000 GHz
Stop Freq
2.441000000 GHz
CF Step
510.000 kHz
Auto
Man
Freq Offset
0 Hz
Scale Type
Log
Lin
Center 2.441000000 GHz
Res BW 510 kHz
#VBW 3.0 MHz
Span 0 Hz
Sweep 3.162 s (30000 pts)

2DH1_Ant1_Hop

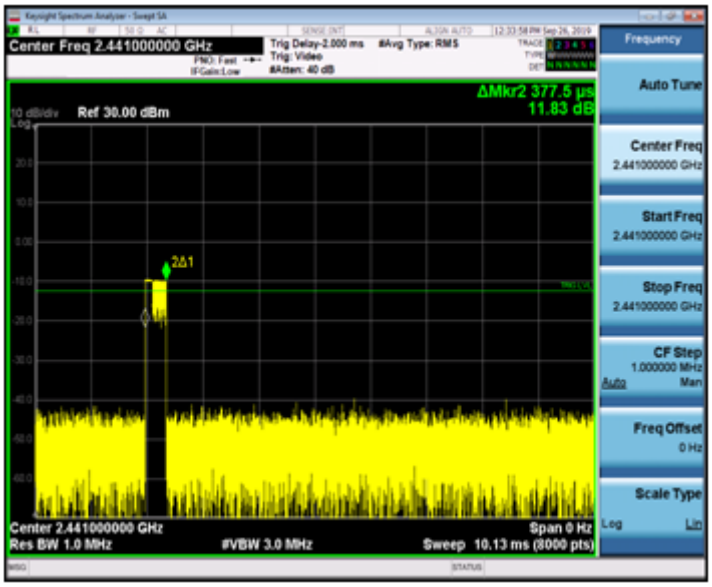

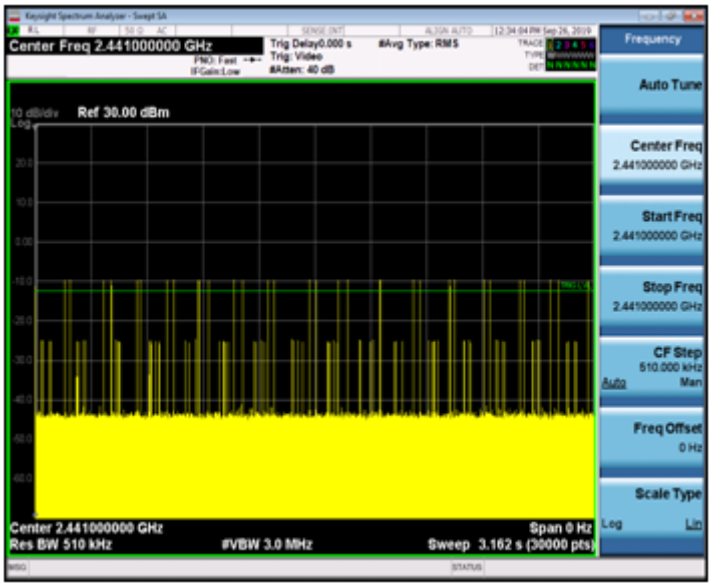

2DH3_Ant1_Hop
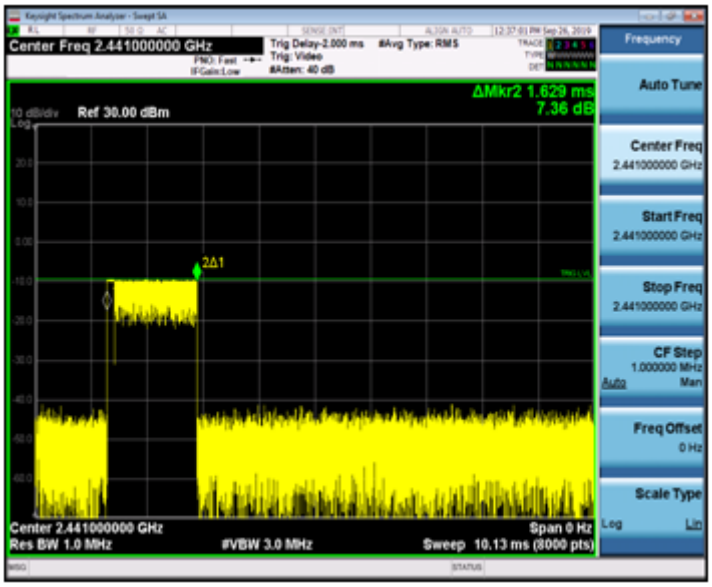
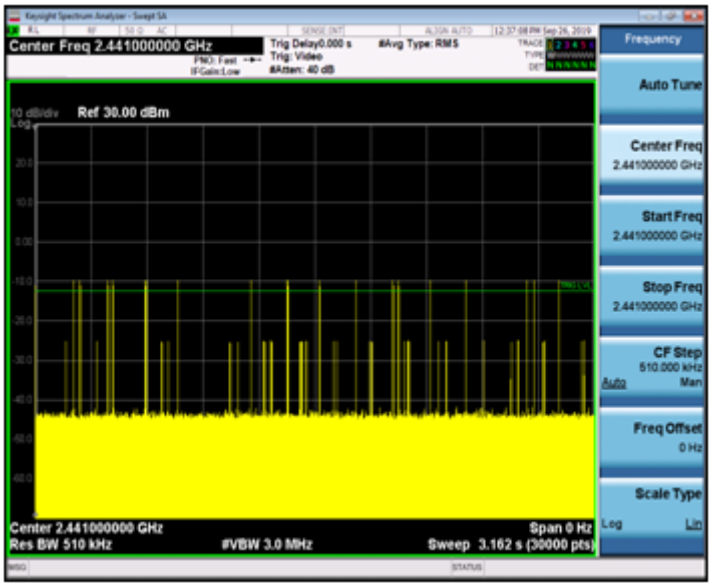

2DH5_Ant1_Hop
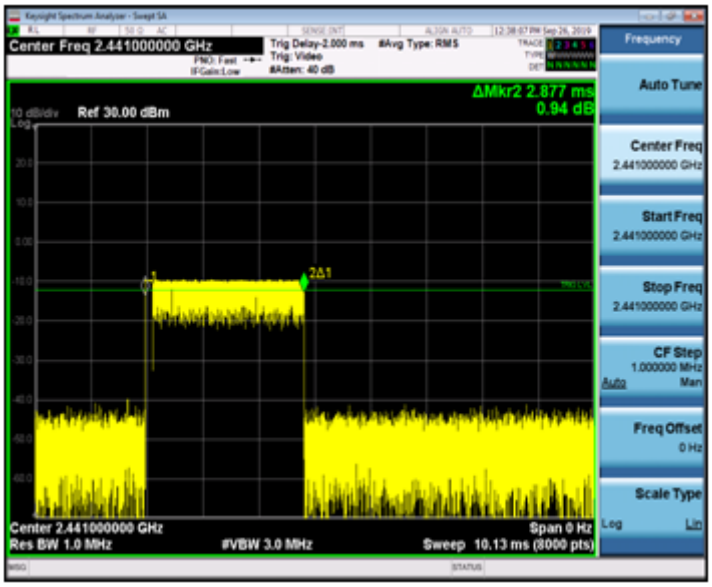
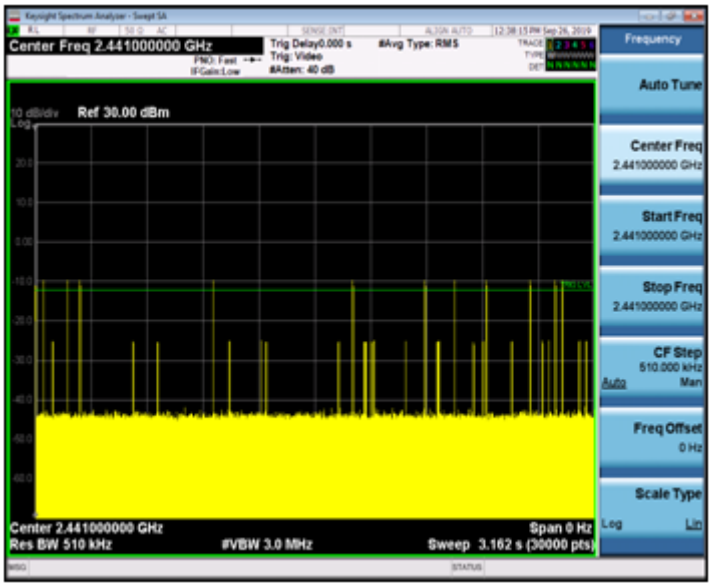

3DH1_Ant1_Hop
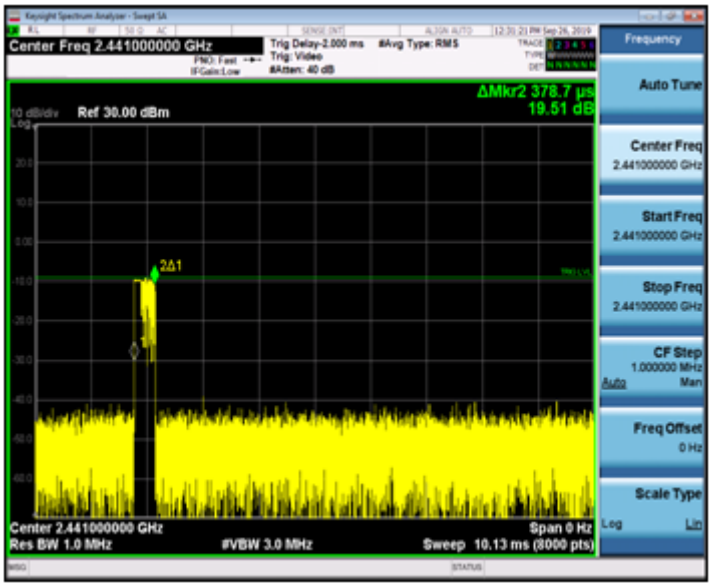
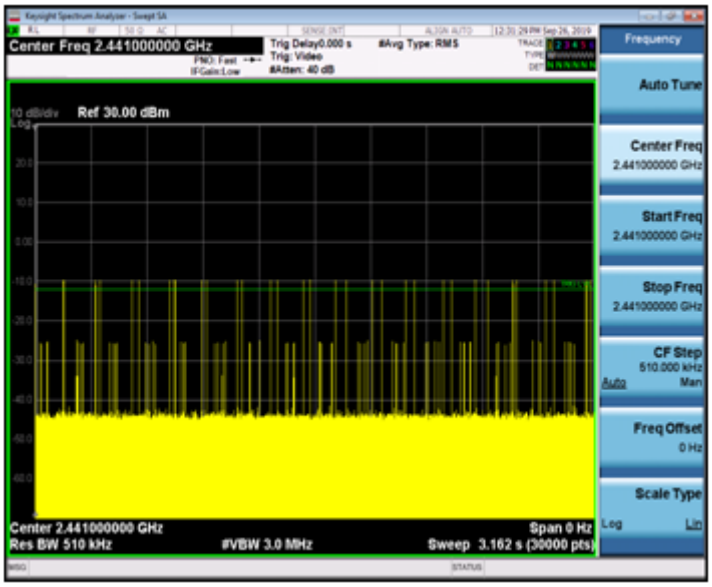

3DH3_Ant1_Hop
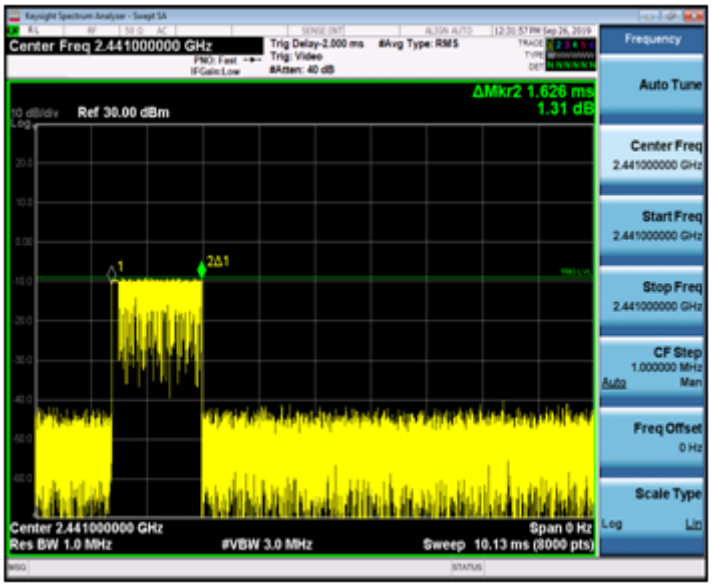
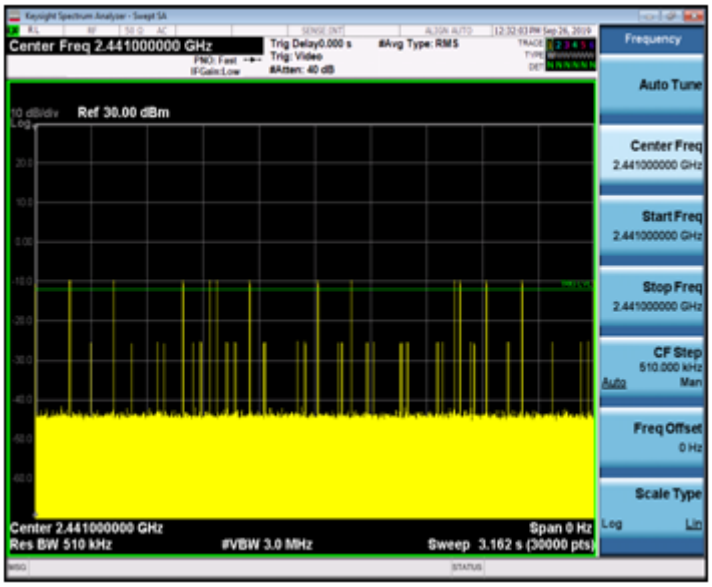

3DH5_Ant1_Hop
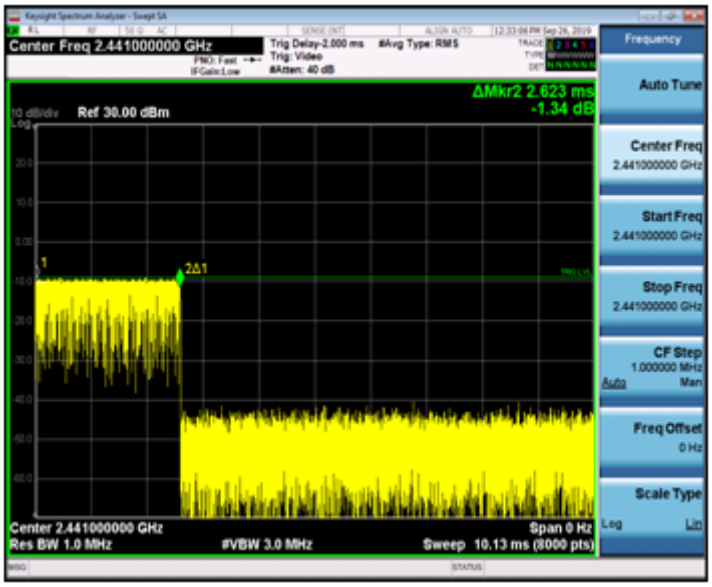
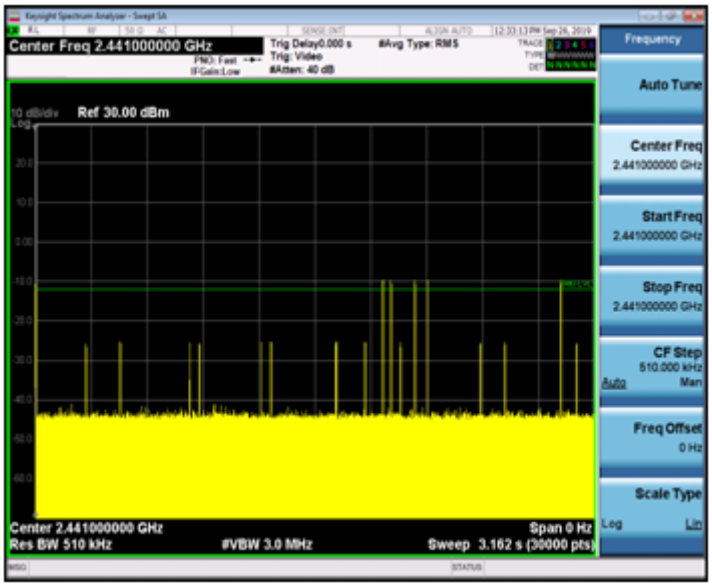

Appendix E: Number of hopping channels

Test Result

TestMode	Antenna	Channel	Result[Num]	Limit[Num]	Verdict
DH1	Ant1	Hop	79	>=15	PASS
2DH1	Ant1	Hop	79	>=15	PASS
3DH1	Ant1	Hop	79	>=15	PASS

Test Graphs

DH1_Ant1_Hop

2DH1_Ant1_Hop

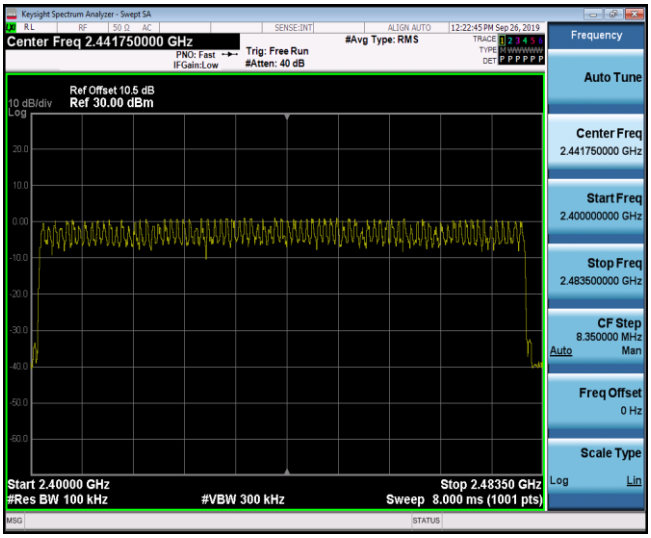

3DH1_Ant1_Hop

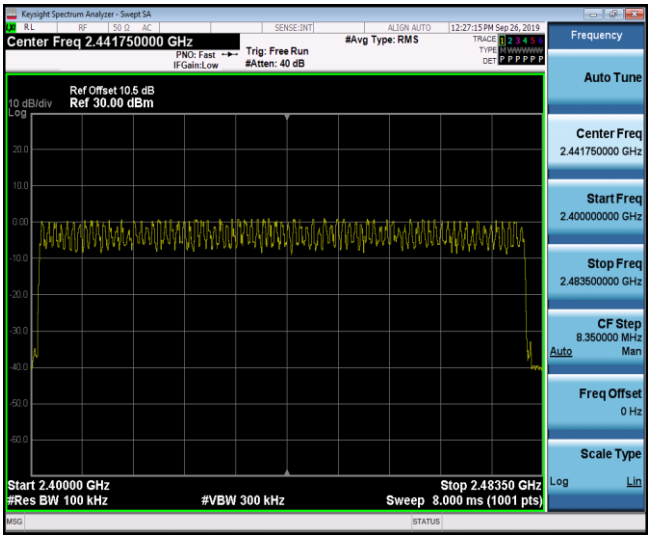

Appendix F: Band edge measurements

Test Result

TestMode	Antenna	ChName	Channel	RefLevel [dBm]	Result [dBm]	Limit [dBm]	Verdict
DH1	Ant1	Low	2402	1.06	-48.09	<=-18.94	PASS
		High	2480	0.84	-47.97	<=-19.16	PASS
		Low	Hop_2402	1.06	-48.21	-18.94	PASS
		High	Hop_2480	1.21	-47.35	-18.79	PASS
2DH1	Ant1	Low	2402	0.21	-47.93	<=-19.79	PASS
		High	2480	0.16	-48.1	<=-19.84	PASS
		Low	Hop_2402	0.00	-48.41	-20	PASS
		High	Hop_2480	0.25	-48.06	-19.75	PASS
3DH1	Ant1	Low	2402	0.33	-48.1	<=-19.67	PASS
		High	2480	0.27	-47.93	<=-19.73	PASS
		Low	Hop_2402	0.15	-47.93	-19.85	PASS
		High	Hop_2480	0.33	-48.11	-19.67	PASS

Test Graphs

DH1_Ant1_Low_2402

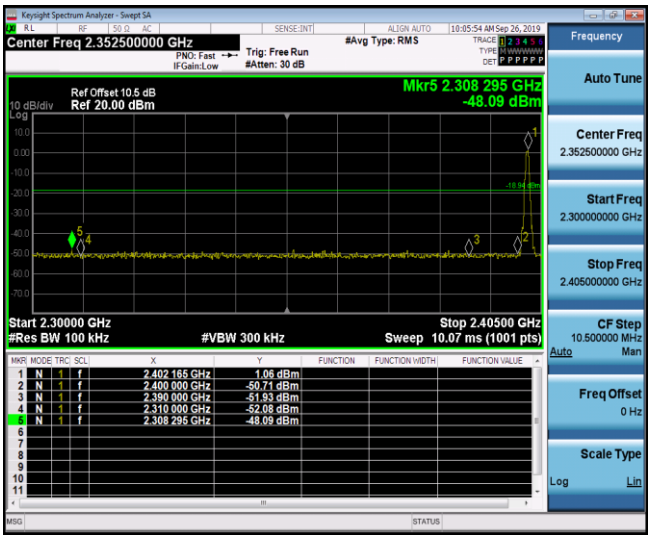

DH1_Ant1_High_2480

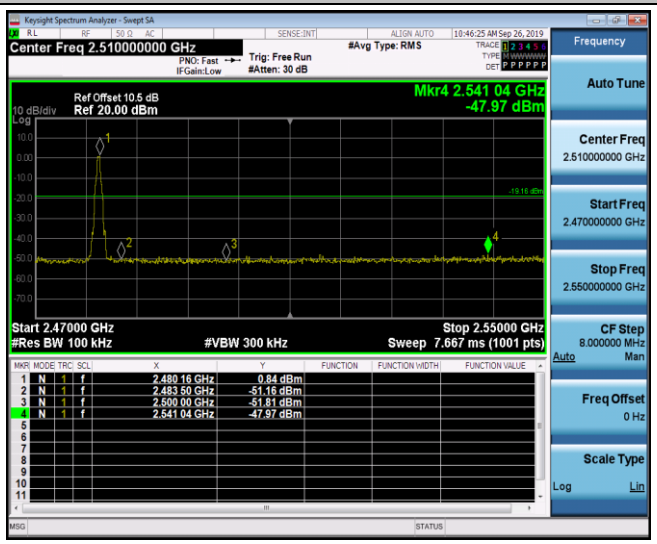

DH1_Ant1_Low_Hop_2402

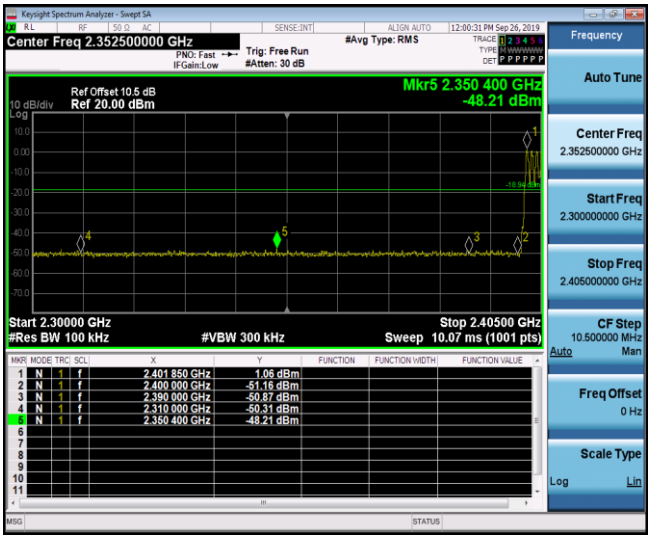

DH1_Ant1_High_Hop_2480

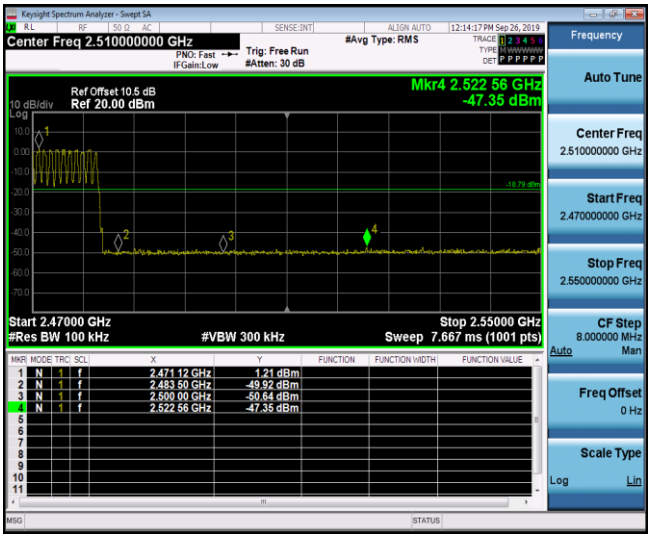

2DH1_Ant1_Low_2402

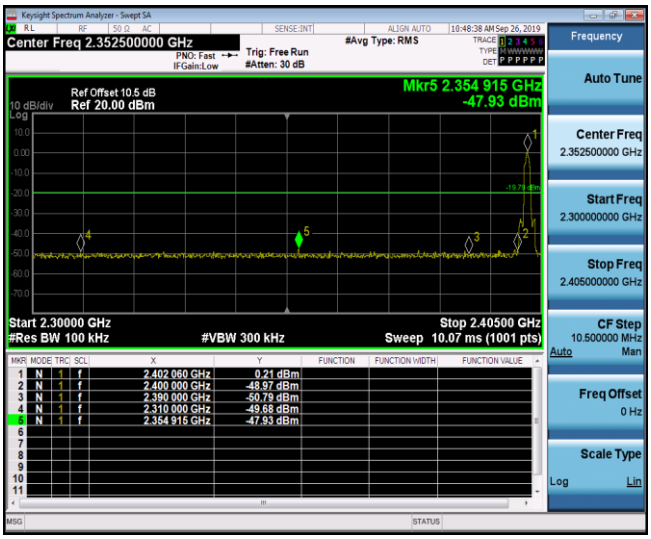

2DH1_Ant1_High_2480

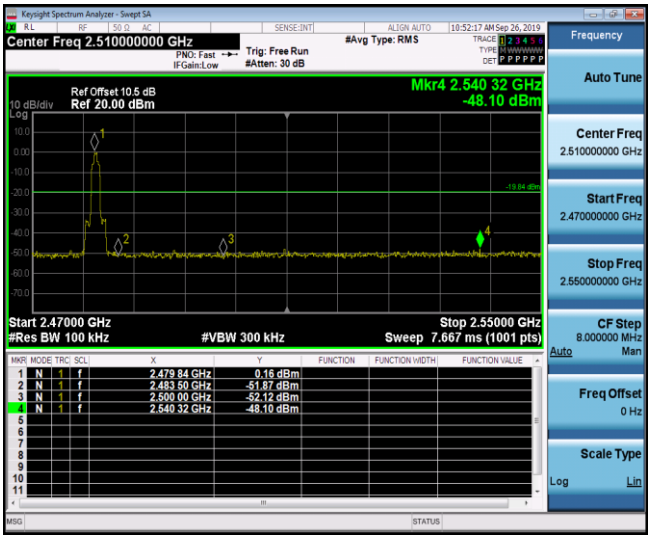

2DH1_Ant1_Low_Hop_2402

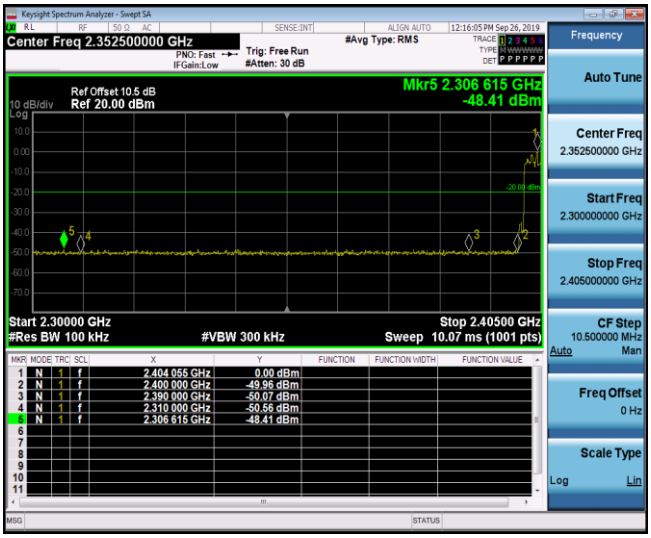

2DH1_Ant1_High_Hop_2480

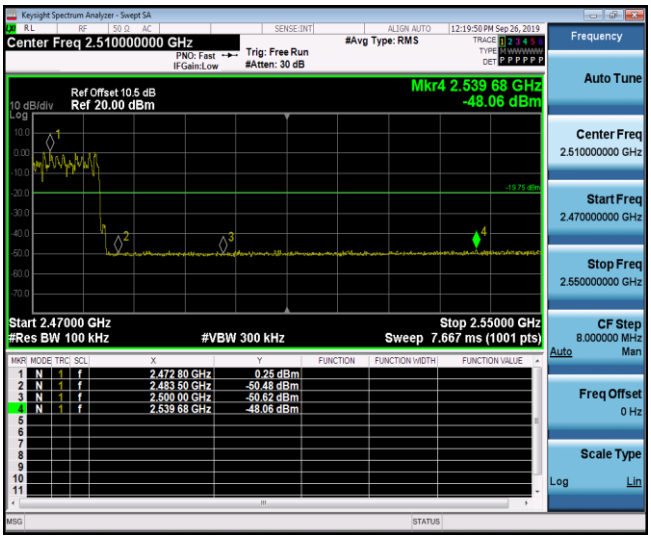

3DH1_Ant1_Low_2402

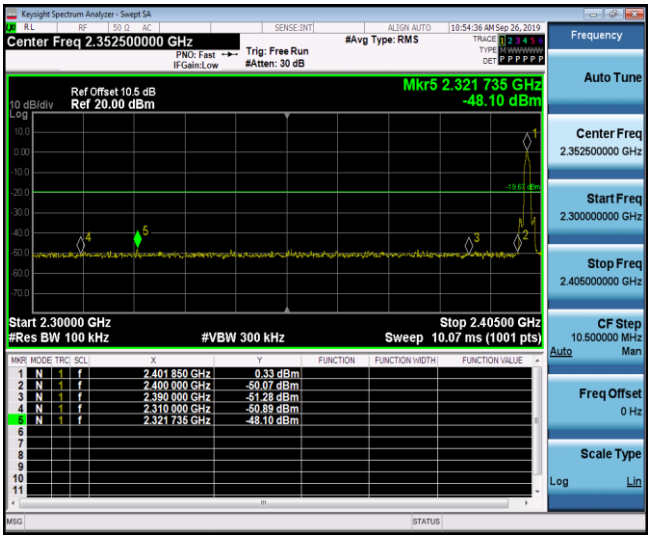

3DH1_Ant1_High_2480

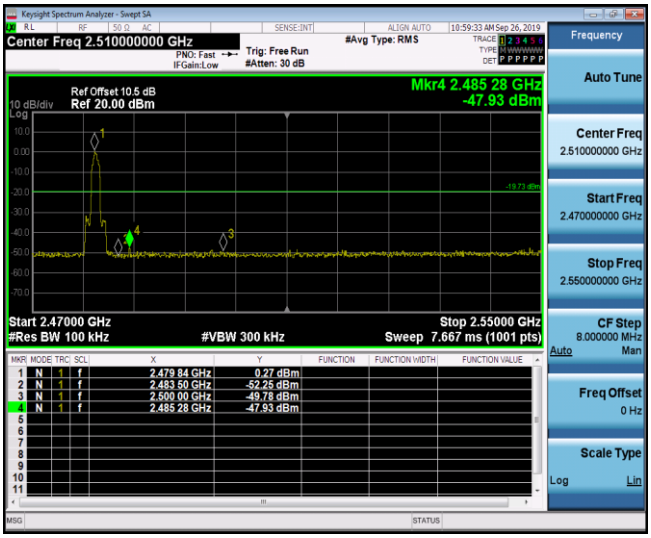

3DH1_Ant1_Low_Hop_2402

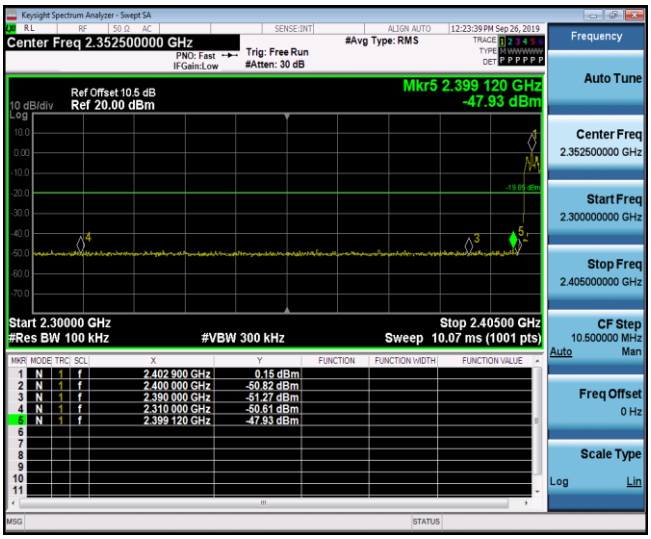
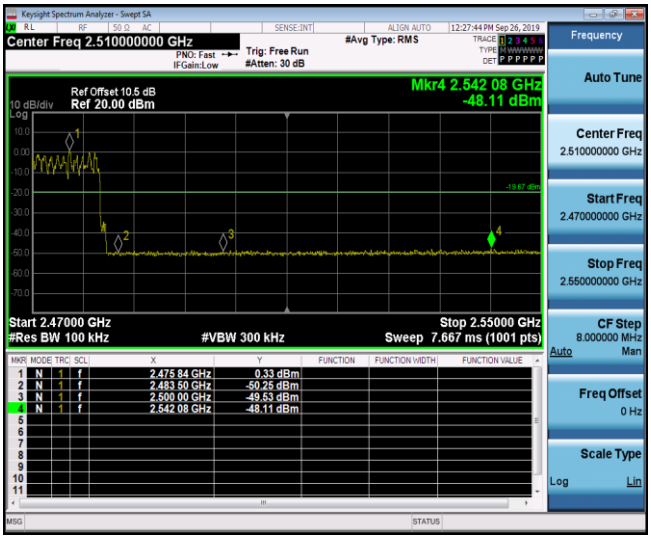
3DH1_Ant1_High_Hop_2480