Appendix Test Data

Report No.:	1812C50168012502	Test Sample No.:	1-2-2
Start Test Date:	2025.04.25	Finish Test Date:	2025.04.27
Test Engineer:	Alex Peng	Auditor:	Justin Feng
Temperature:	25℃	Relative Humidity:	47%
Pressure:	101kPa		

Appendix A1: 26dB Bandwidth

Test Result

Test Mode	Antenna	Frequency[MHz]	26db EBW [MHz]	FL[MHz]	FH[MHz]	Limit[MHz]	Verdict
11A	Ant1	5180	21.240	5169.400	5190.640	---	---
11A	Ant2	5180	21.240	5169.480	5190.720	---	---
11A	Ant1	5220	21.280	5209.560	5230.840	---	---
11A	Ant2	5220	21.360	5209.400	5230.760	---	---
11A	Ant1	5240	21.240	5229.520	5250.760	---	---
11A	Ant2	5240	21.000	5229.440	5250.440	---	---
11A	Ant1	5260	21.120	5249.480	5270.600	---	---
11A	Ant2	5260	21.200	5249.520	5270.720	---	---
11A	Ant1	5300	21.280	5289.400	5310.680	---	---
11A	Ant2	5300	21.000	5289.480	5310.480	---	---
11A	Ant1	5320	21.120	5309.440	5330.560	---	---
11A	Ant2	5320	21.120	5309.360	5330.480	---	---
11N20	Ant1	5180	21.600	5169.280	5190.880	---	---
11N20	Ant2	5180	21.320	5169.400	5190.720	---	---
11N20	Ant1	5220	21.480	5209.280	5230.760	---	---
11N20	Ant2	5220	21.520	5209.320	5230.840	---	---
11N20	Ant1	5240	21.680	5229.240	5250.920	---	---
11N20	Ant2	5240	21.120	5229.480	5250.600	---	---
11N20	Ant1	5260	21.480	5249.200	5270.680	---	---
11N20	Ant2	5260	21.320	5249.400	5270.720	---	---
11N20	Ant1	5300	21.280	5289.400	5310.680	---	---
11N20	Ant2	5300	21.720	5289.200	5310.920	---	---
11N20	Ant1	5320	21.640	5309.120	5330.760	---	---

11N20	Ant2	5320	21.400	5309.360	5330.760	---	---
11AC20	Ant1	5180	21.320	5169.320	5190.640	---	---
11AC20	Ant2	5180	21.400	5169.400	5190.800	---	---
11AC20	Ant1	5220	21.440	5209.400	5230.840	---	---
11AC20	Ant2	5220	21.640	5209.200	5230.840	---	---
11AC20	Ant1	5240	21.320	5229.440	5250.760	---	---
11AC20	Ant2	5240	21.360	5229.480	5250.840	---	---
11AC20	Ant1	5260	21.360	5249.400	5270.760	---	---
11AC20	Ant2	5260	21.520	5249.200	5270.720	---	---
11AC20	Ant1	5300	21.280	5289.360	5310.640	---	---
11AC20	Ant2	5300	21.440	5289.320	5310.760	---	---
11AC20	Ant1	5320	21.440	5309.280	5330.720	---	---
11AC20	Ant2	5320	21.280	5309.360	5330.640	---	---

Test Graphs

11A-Ant1-5180

11A-Ant2-5180

11A-Ant1-5220

11A-Ant2-5220

11A-Ant1-5240

11A-Ant2-5240

11A-Ant1-5260

11A-Ant2-5260

11A-Ant1-5300

11A-Ant2-5300

11A-Ant1-5320

11A-Ant2-5320

11N20 -Ant1-5180

11N20 -Ant2-5180

11N20 -Ant1-5220

11N20 -Ant2-5220

11N20 -Ant1-5240

11N20 -Ant2-5240

11N20 -Ant1-5260

11N20 -Ant2-5260

11N20 -Ant1-5300

11N20 -Ant2-5300

11N20 -Ant1-5320

11N20 -Ant2-5320

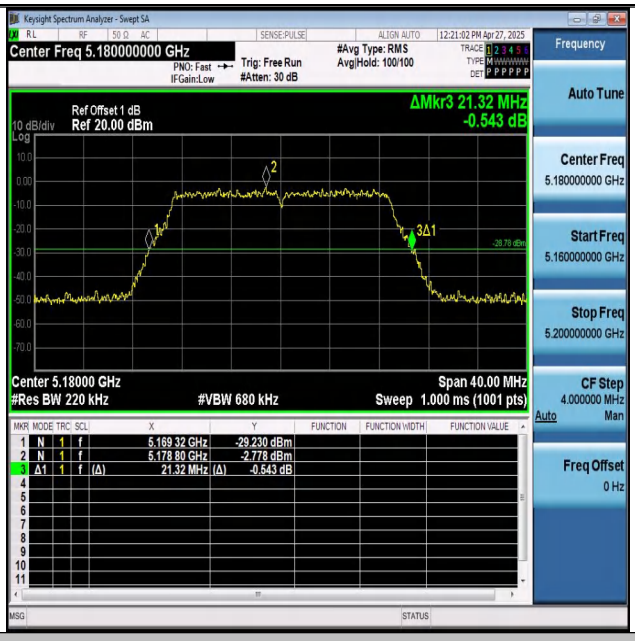

11AC20 -Ant1-5180

11AC20 -Ant2-5180

11AC20 -Ant1-5220

11AC20 -Ant2-5220

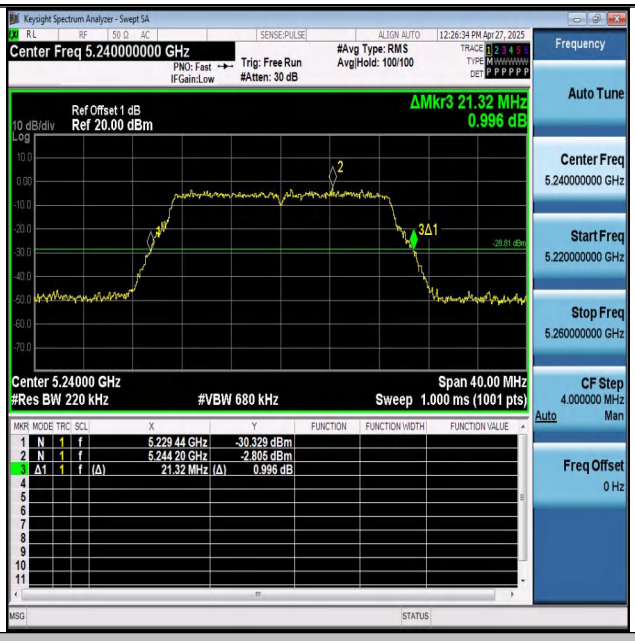

11AC20 -Ant1-5240

11AC20 -Ant2-5240

11AC20 -Ant1-5260

11AC20 -Ant2-5260

11AC20 -Ant1-5300

11AC20 -Ant2-5300

11AC20 -Ant1-5320

11AC20 -Ant2-5320

Appendix A2: 99% Occupied Bandwidth

Test Result

Test Mode	Antenna	Frequency[MHz]	OCB [MHz]	FL[MHz]	FH[MHz]	Limit[MHz]	Verdict
11A	Ant1	5180	17.367	5171.3544	5188.7214	---	---
11A	Ant2	5180	17.290	5171.3889	5188.6789	---	---
11A	Ant1	5220	17.356	5211.3625	5228.7185	---	---
11A	Ant2	5220	17.367	5211.3534	5228.7204	---	---
11A	Ant1	5240	17.380	5231.3313	5248.7113	---	---
11A	Ant2	5240	17.328	5231.3701	5248.6981	---	---
11A	Ant1	5260	17.338	5251.3590	5268.6970	---	---
11A	Ant2	5260	17.335	5251.3464	5268.6814	---	---
11A	Ant1	5300	17.365	5291.3289	5308.6939	---	---
11A	Ant2	5300	17.387	5291.3148	5308.7018	---	---
11A	Ant1	5320	17.367	5311.3184	5328.6854	---	---
11A	Ant2	5320	17.361	5311.3372	5328.6982	---	---
11N20	Ant1	5180	18.416	5170.8854	5189.3014	---	---
11N20	Ant2	5180	18.388	5170.8934	5189.2814	---	---
11N20	Ant1	5220	18.349	5210.8629	5229.2119	---	---
11N20	Ant2	5220	18.380	5210.8933	5229.2733	---	---
11N20	Ant1	5240	18.376	5230.8722	5249.2482	---	---
11N20	Ant2	5240	18.438	5230.8171	5249.2551	---	---
11N20	Ant1	5260	18.414	5250.8631	5269.2771	---	---
11N20	Ant2	5260	18.415	5250.8325	5269.2475	---	---
11N20	Ant1	5300	18.379	5290.8398	5309.2188	---	---
11N20	Ant2	5300	18.430	5290.8002	5309.2302	---	---
11N20	Ant1	5320	18.374	5310.8341	5329.2081	---	---
11N20	Ant2	5320	18.373	5310.8492	5329.2222	---	---
11AC20	Ant1	5180	18.423	5170.8718	5189.2948	---	---
11AC20	Ant2	5180	18.408	5170.8441	5189.2521	---	---
11AC20	Ant1	5220	18.455	5210.8329	5229.2879	---	---
11AC20	Ant2	5220	18.417	5210.8415	5229.2585	---	---
11AC20	Ant1	5240	18.438	5230.8100	5249.2480	---	---
11AC20	Ant2	5240	18.367	5230.8515	5249.2185	---	---
11AC20	Ant1	5260	18.392	5250.8571	5269.2491	---	---
11AC20	Ant2	5260	18.420	5250.8200	5269.2400	---	---
11AC20	Ant1	5300	18.436	5290.8095	5309.2455	---	---
11AC20	Ant2	5300	18.409	5290.8426	5309.2516	---	---
11AC20	Ant1	5320	18.403	5310.8482	5329.2512	---	---
11AC20	Ant2	5320	18.379	5310.8463	5329.2253	---	---

Test Graphs

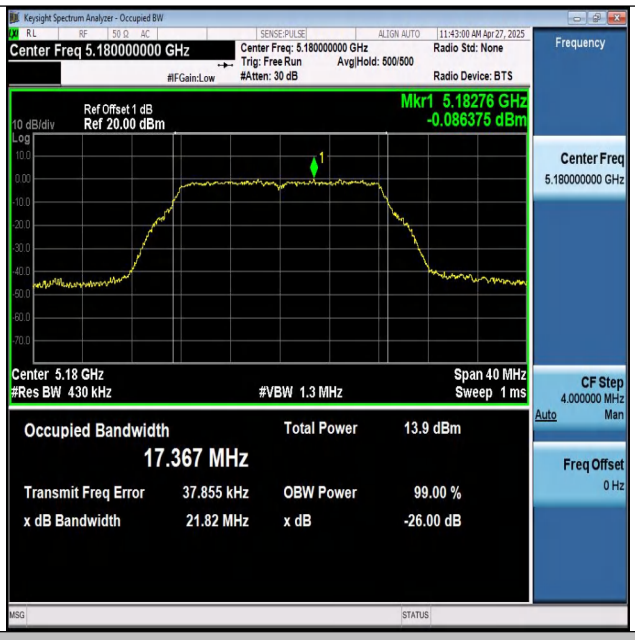

11A-Ant1-5180

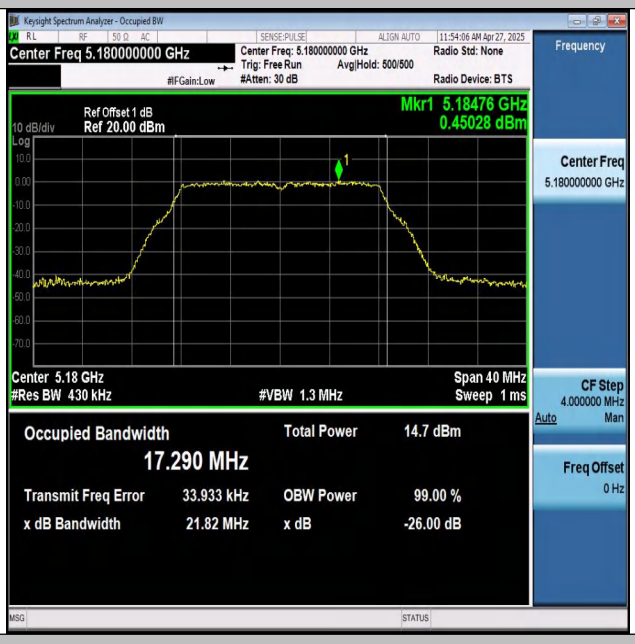

11A-Ant2-5180

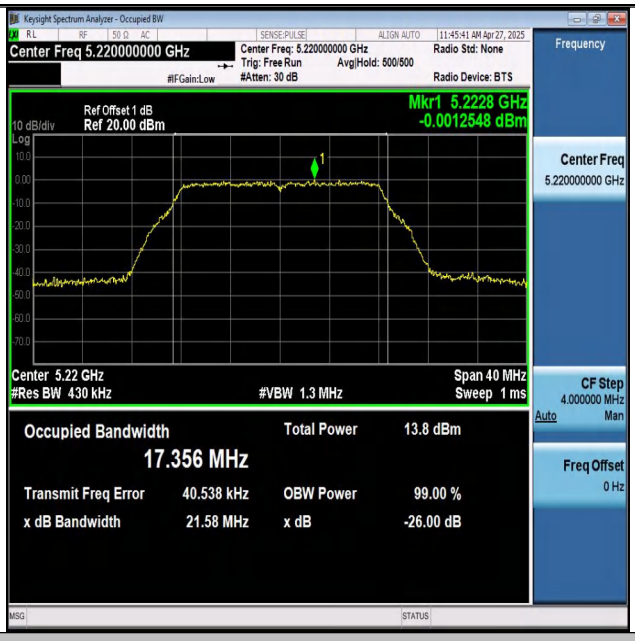

11A-Ant1-5220

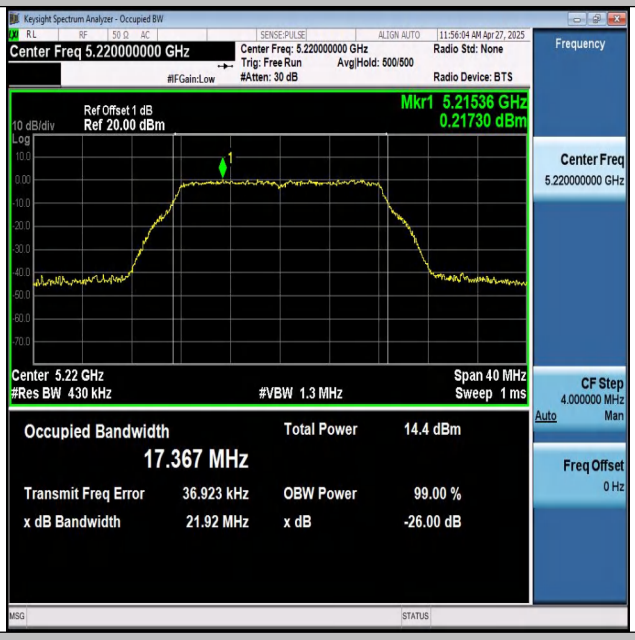

11A-Ant2-5220

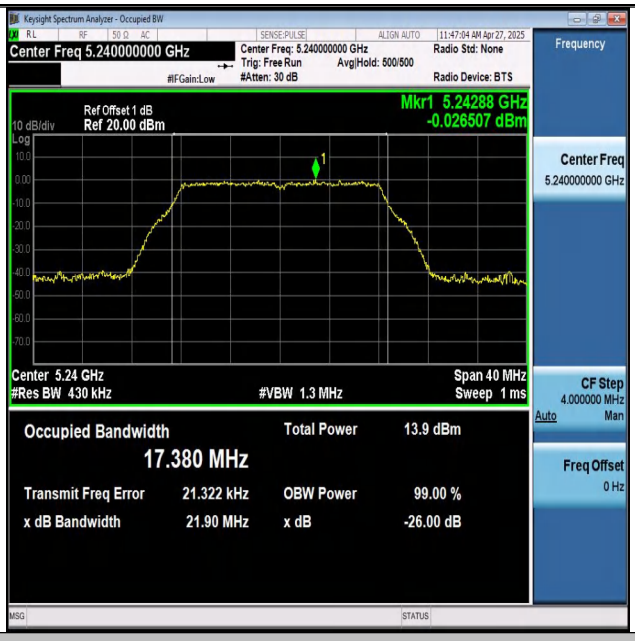

11A-Ant1-5240

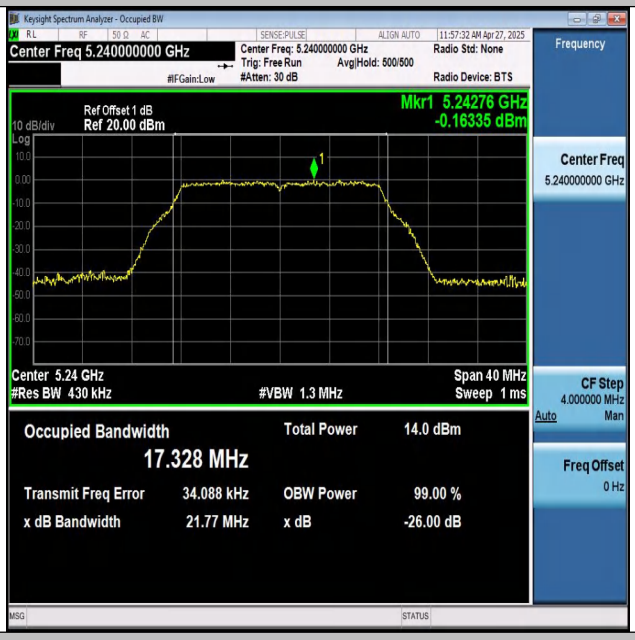

11A-Ant2-5240

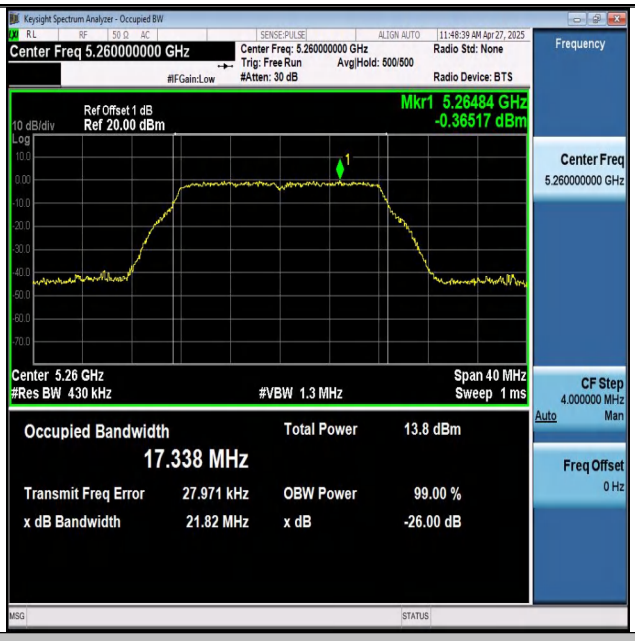

11A-Ant1-5260

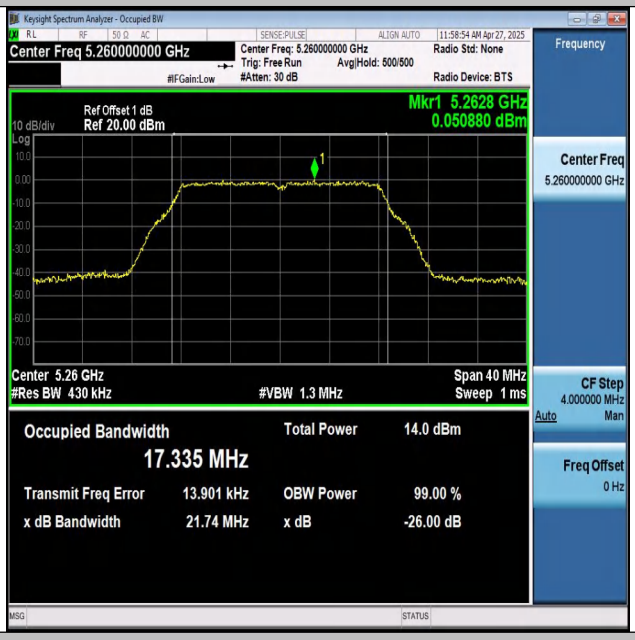

11A-Ant2-5260

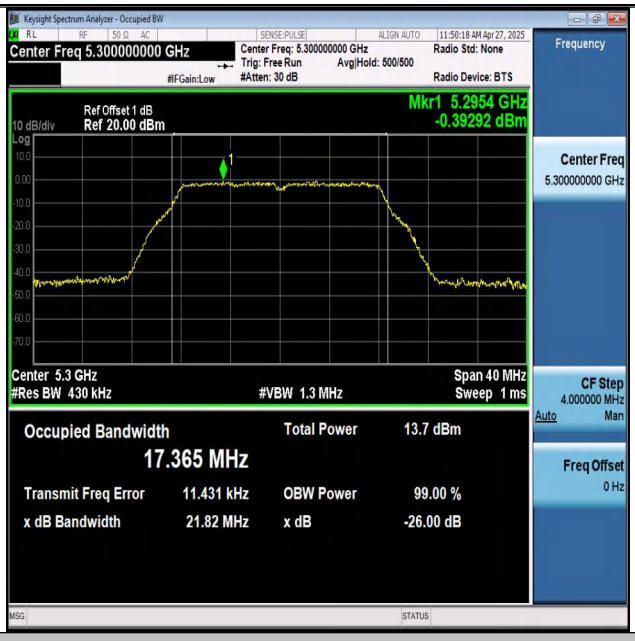

11A-Ant1-5300

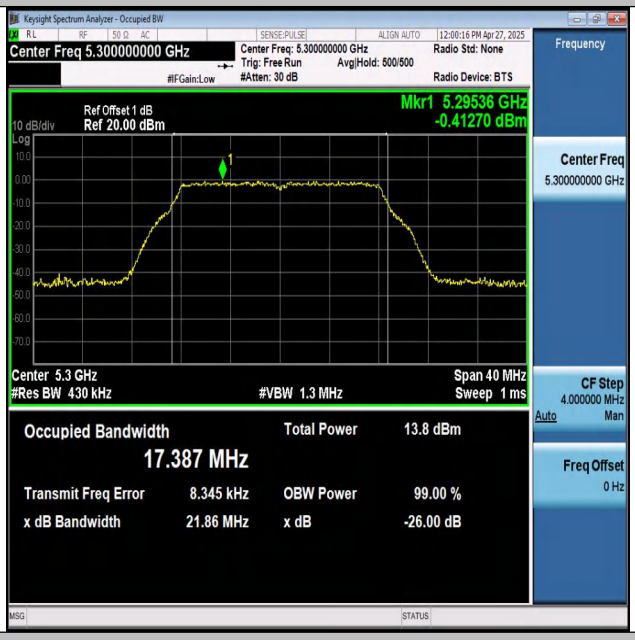

11A-Ant2-5300

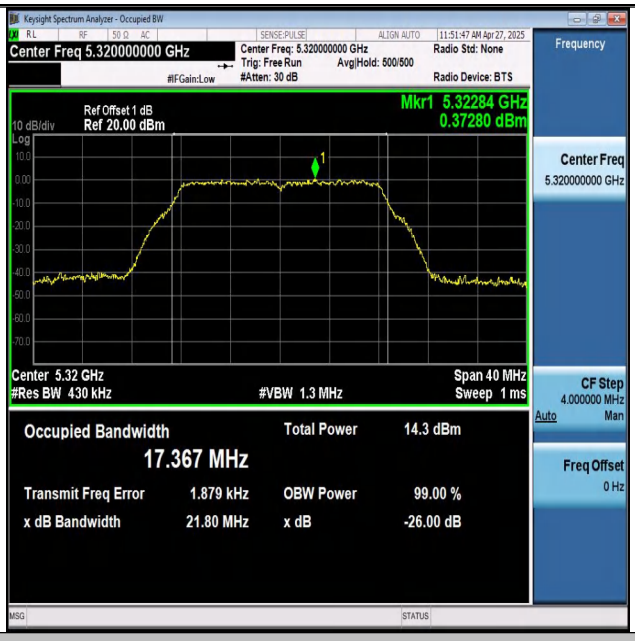

11A-Ant1-5320

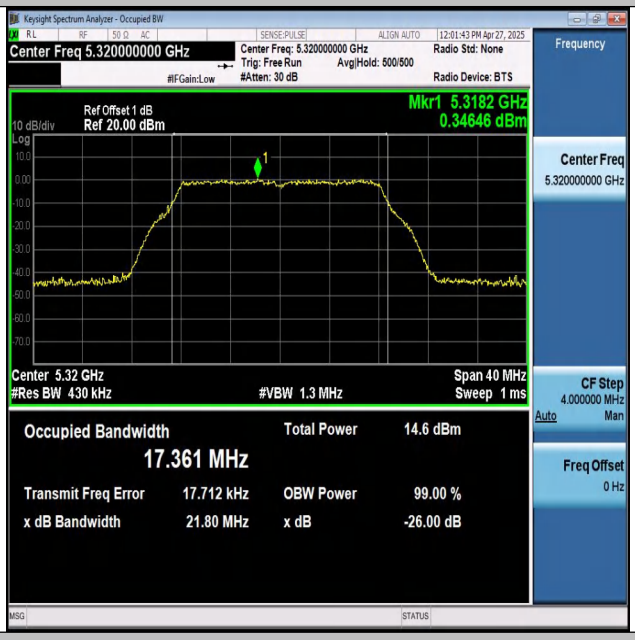

11A-Ant2-5320

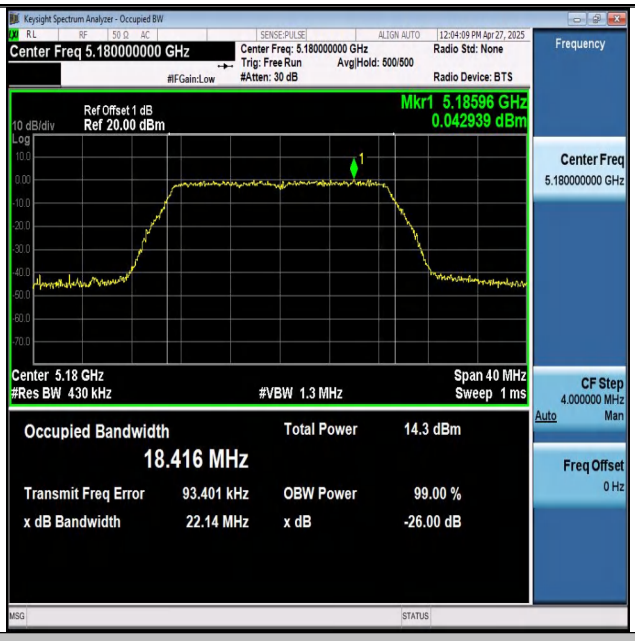

11N20 -Ant1-5180

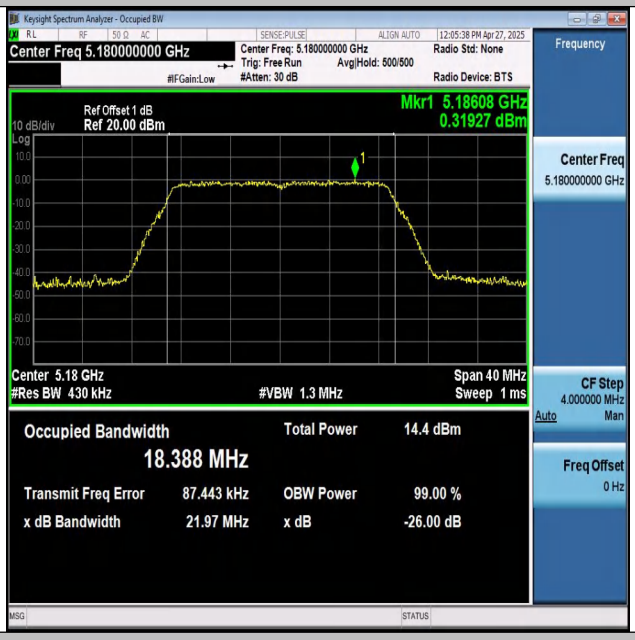

11N20 -Ant2-5180

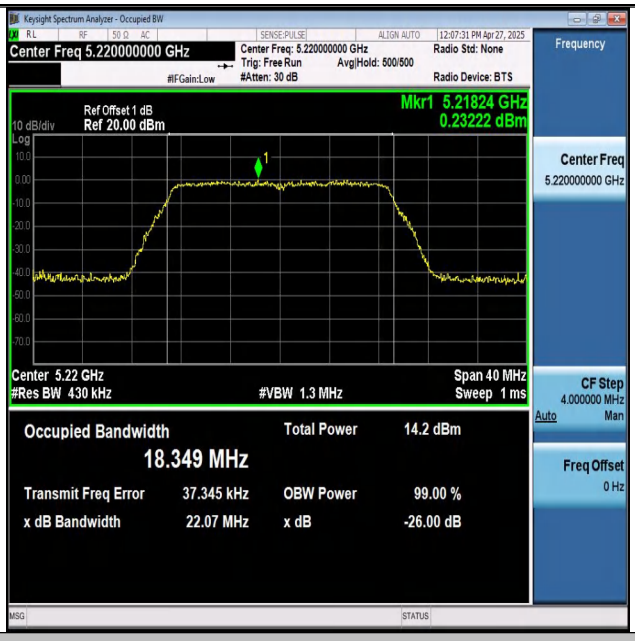

11N20 -Ant1-5220

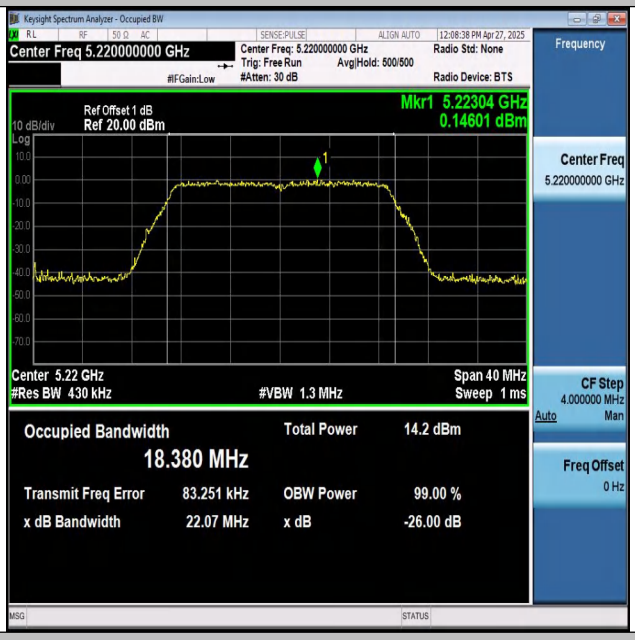

11N20 -Ant2-5220

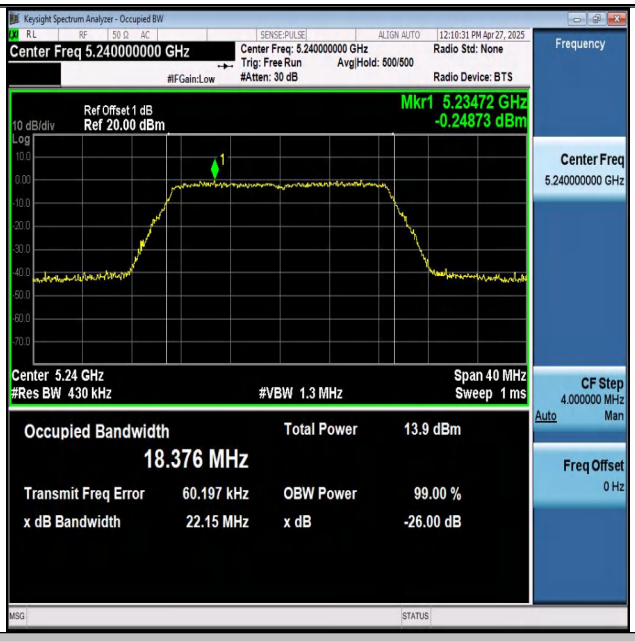

11N20 -Ant1-5240

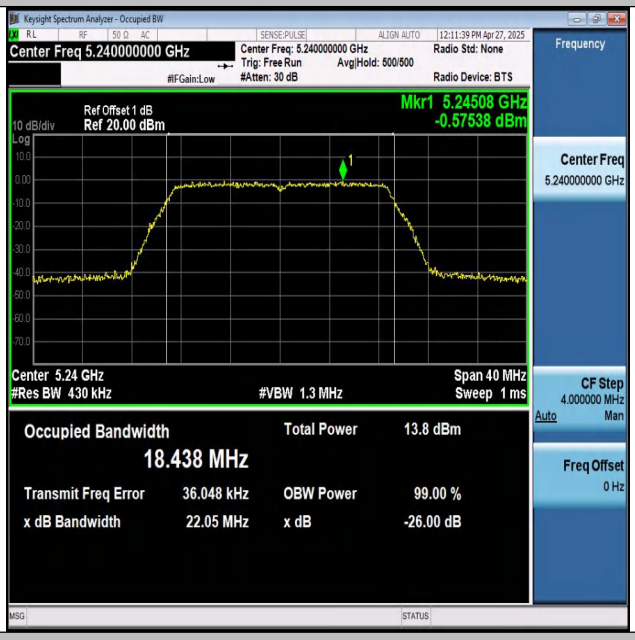

11N20 -Ant2-5240

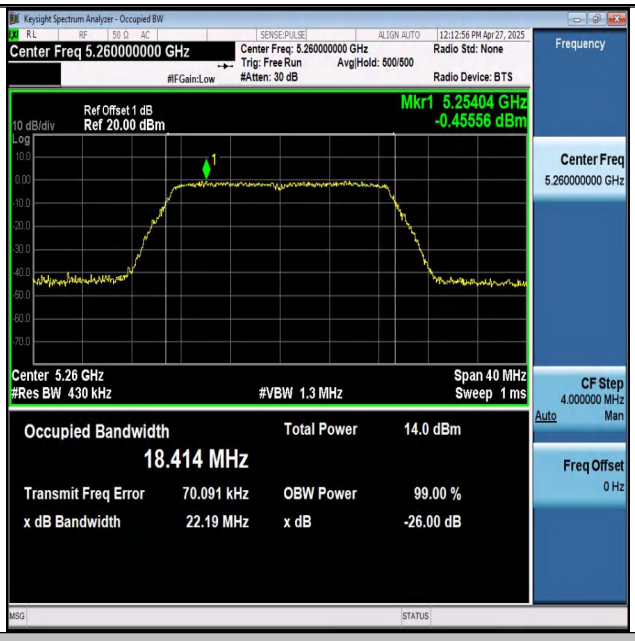

11N20 -Ant1-5260

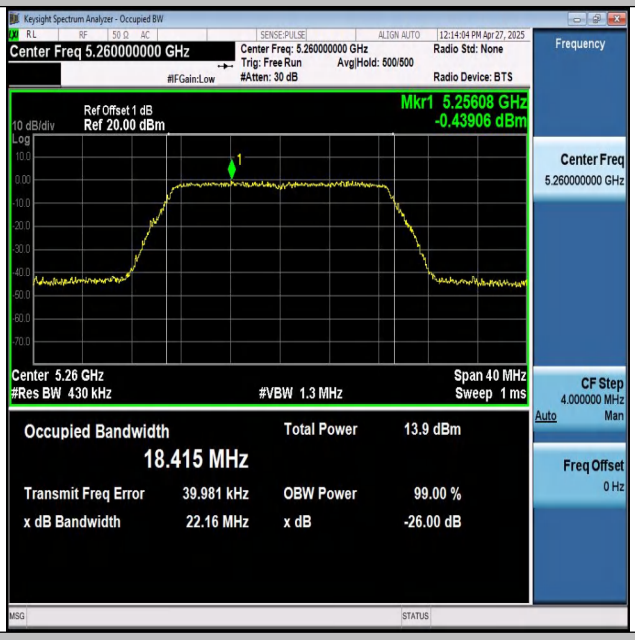

11N20 -Ant2-5260

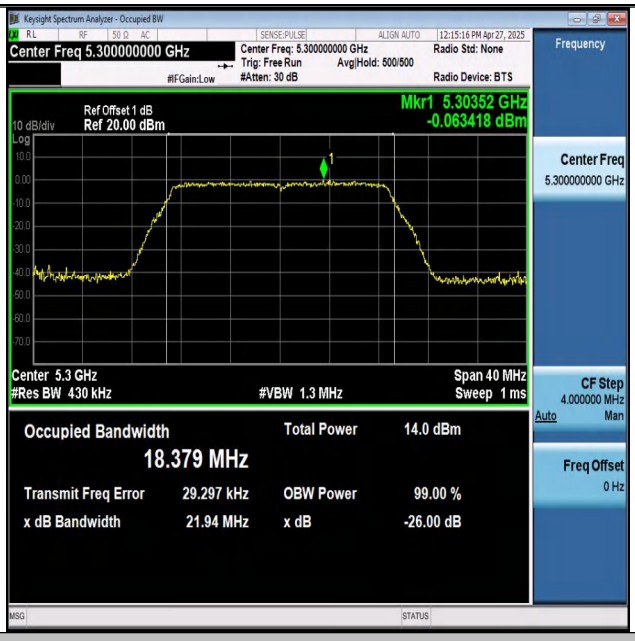

11N20 -Ant1-5300

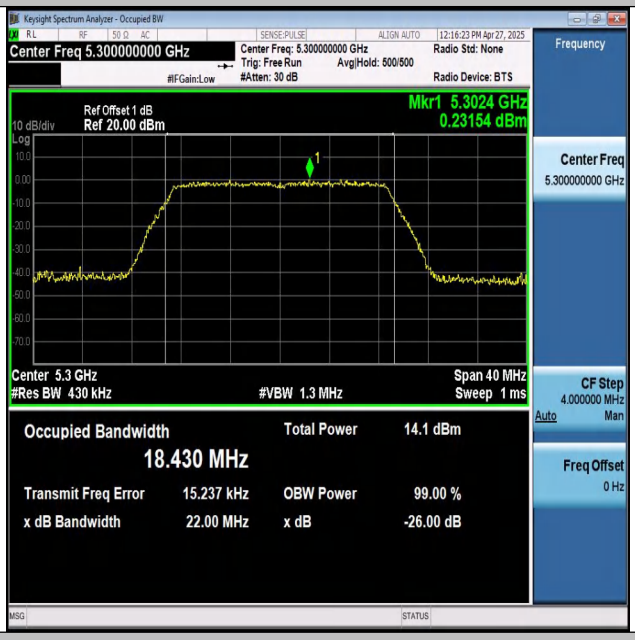

11N20 -Ant2-5300

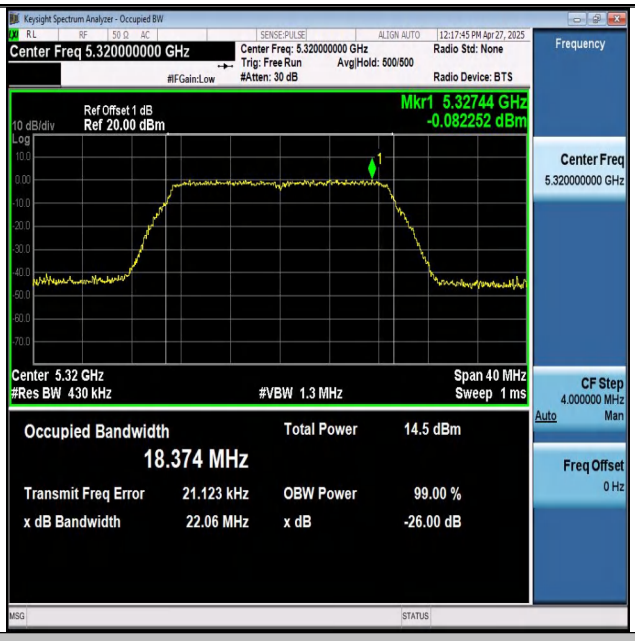

11N20 -Ant1-5320

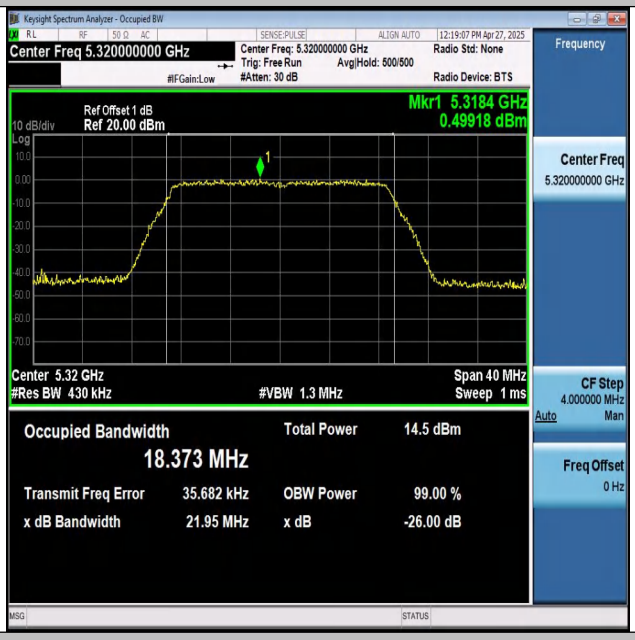

11N20 -Ant2-5320

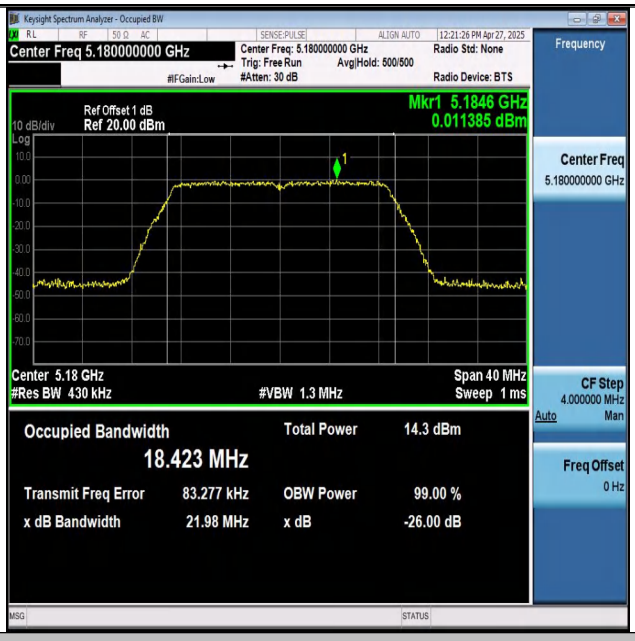

11AC20 -Ant1-5180

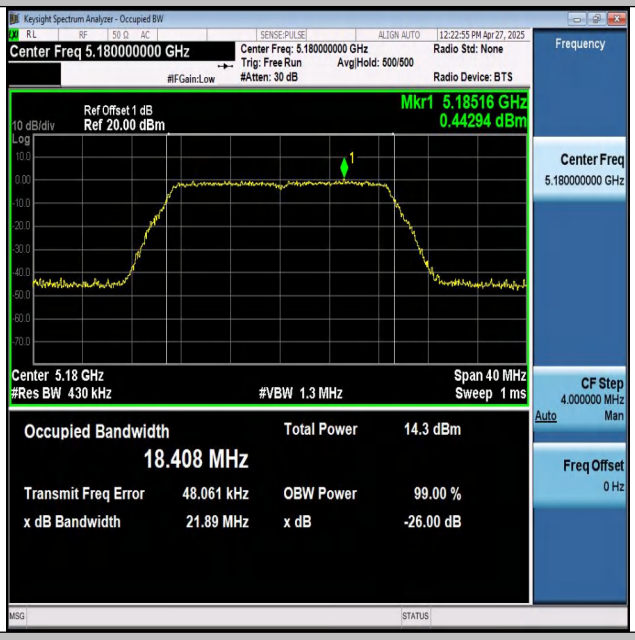

11AC20 -Ant2-5180

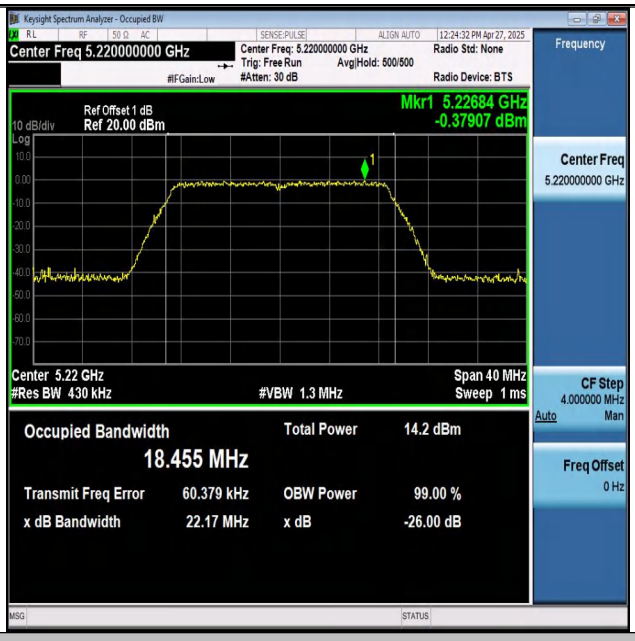

11AC20 -Ant1-5220

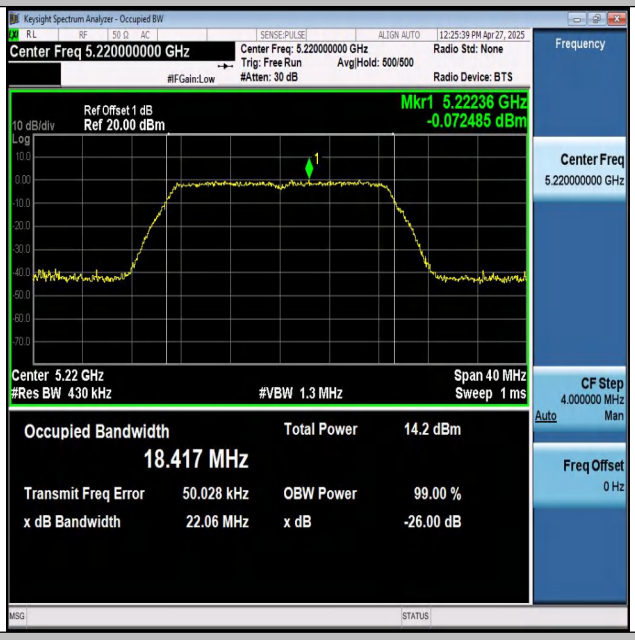

11AC20 -Ant2-5220