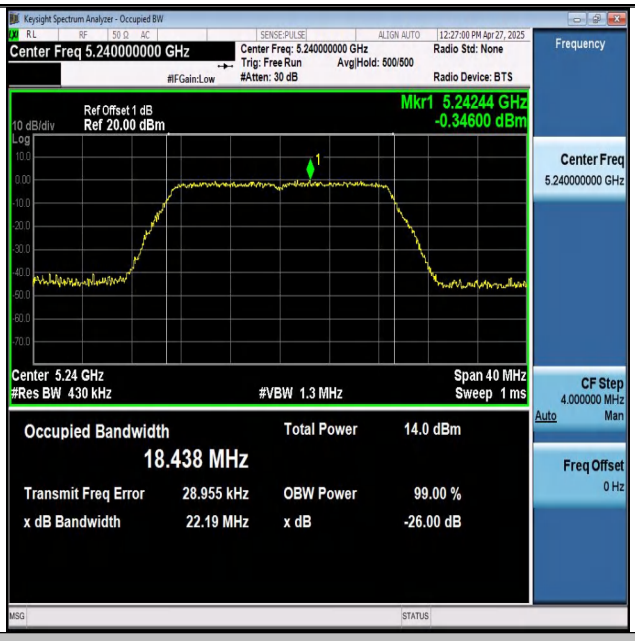

11AC20 -Ant1-5240

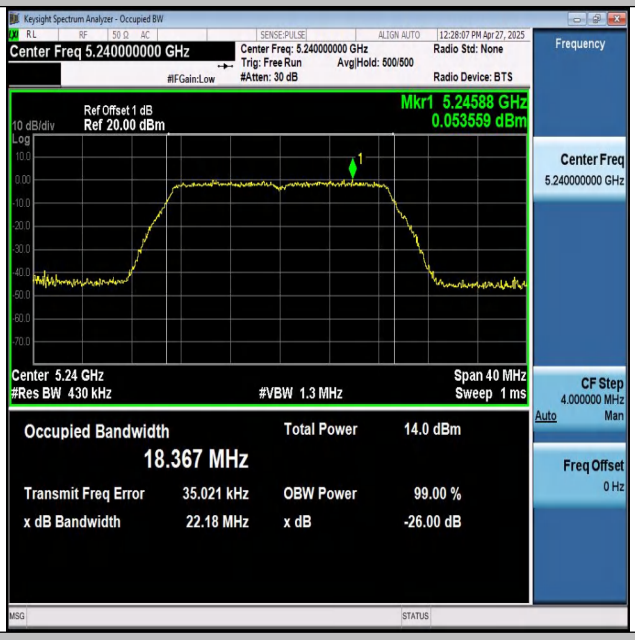

11AC20 -Ant2-5240

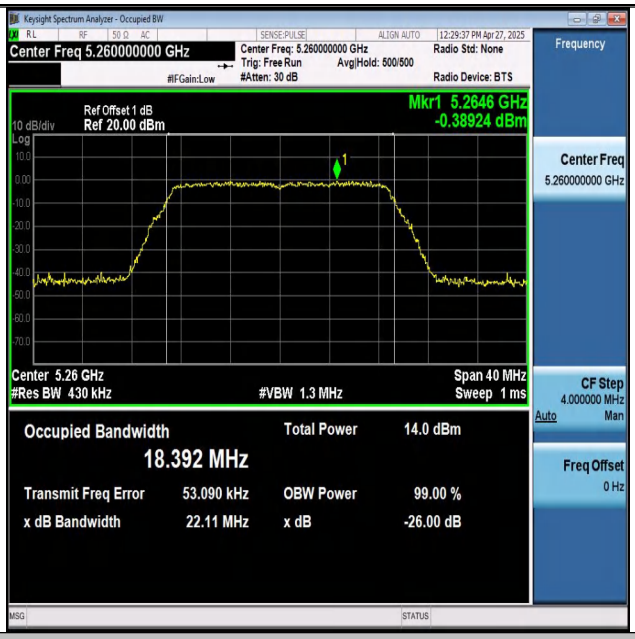

11AC20 -Ant1-5260

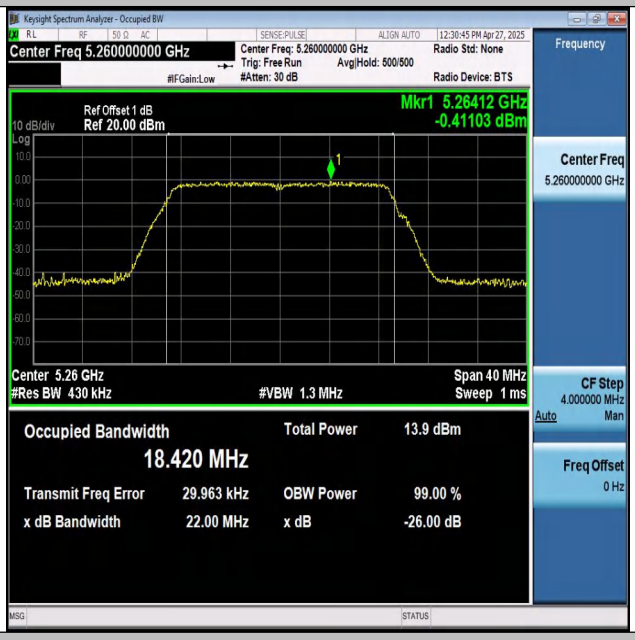

11AC20 -Ant2-5260

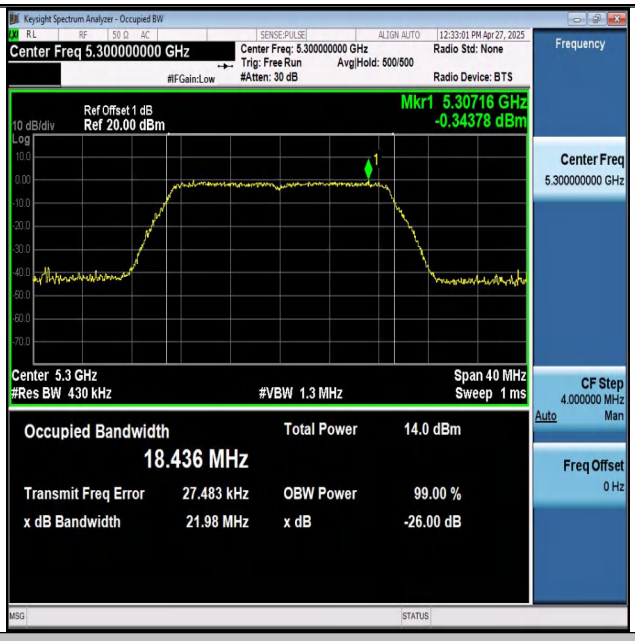

11AC20 -Ant1-5300

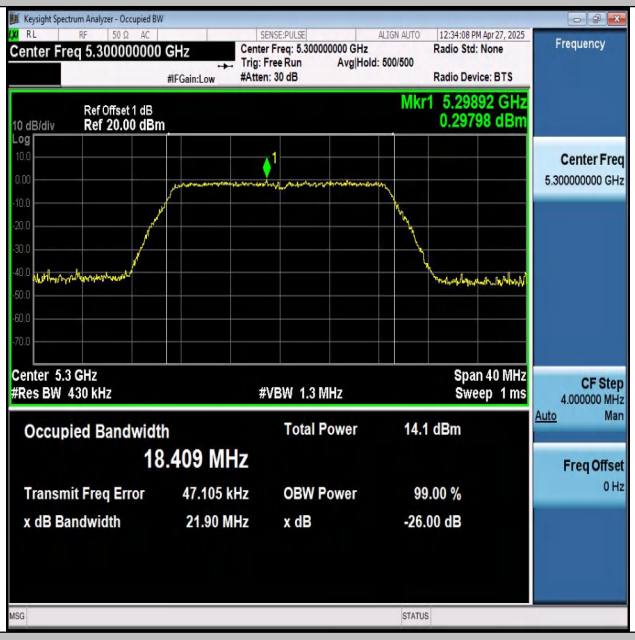

11AC20 -Ant2-5300

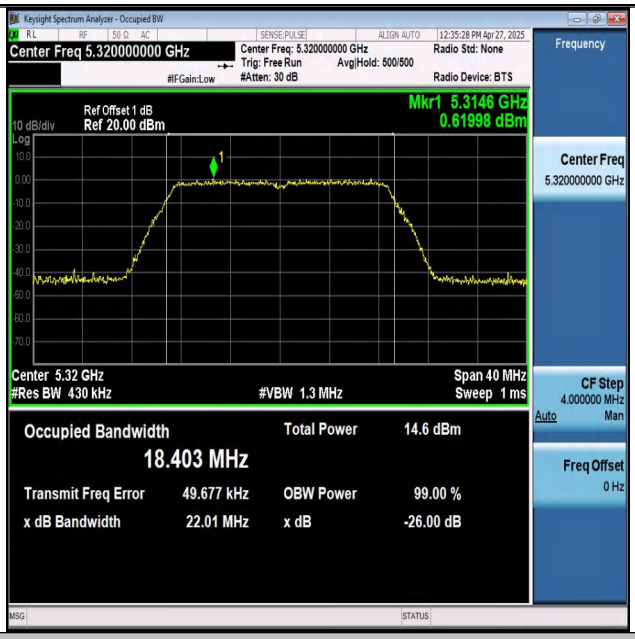

11AC20 -Ant1-5320

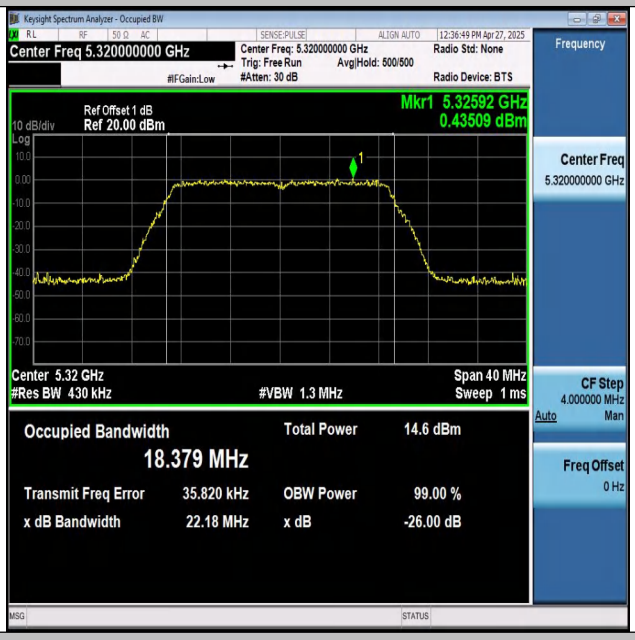

11AC20 -Ant2-5320

Appendix B: Duty Cycle

Test Result

Test Mode	Antenna	Frequency[MHz]	Transmission Duration [ms]	Transmission Period [ms]	Duty Cycle [%]	Dc Factor [dB]	1/T
11A	Ant1	5180	1.39	1.50	92.67	0.33	0.72
11A	Ant2	5180	1.39	1.50	92.67	0.33	0.72
11A	Ant1	5220	1.39	1.50	92.67	0.33	0.72
11A	Ant2	5220	1.40	1.51	92.72	0.33	0.71
11A	Ant1	5240	1.40	1.50	93.33	0.30	0.71
11A	Ant2	5240	1.40	1.50	93.33	0.30	0.71
11A	Ant1	5260	1.40	1.50	93.33	0.30	0.71
11A	Ant2	5260	1.39	1.50	92.67	0.33	0.72
11A	Ant1	5300	1.40	1.50	93.33	0.30	0.71
11A	Ant2	5300	1.40	1.50	93.33	0.30	0.71
11A	Ant1	5320	1.40	1.50	93.33	0.30	0.71
11A	Ant2	5320	1.39	1.50	92.67	0.33	0.72
11N20	Ant1	5180	1.32	1.42	92.96	0.32	0.76
11N20	Ant2	5180	1.32	1.42	92.96	0.32	0.76
11N20	Ant1	5220	1.31	1.42	92.25	0.35	0.76
11N20	Ant2	5220	1.31	1.42	92.25	0.35	0.76
11N20	Ant1	5240	1.31	1.42	92.25	0.35	0.76
11N20	Ant2	5240	1.31	1.42	92.25	0.35	0.76
11N20	Ant1	5260	1.32	1.42	92.96	0.32	0.76
11N20	Ant2	5260	1.31	1.42	92.25	0.35	0.76
11N20	Ant1	5300	1.31	1.42	92.25	0.35	0.76
11N20	Ant2	5300	1.31	1.42	92.25	0.35	0.76
11N20	Ant1	5320	1.31	1.42	92.25	0.35	0.76
11N20	Ant2	5320	1.31	1.42	92.25	0.35	0.76
11AC20	Ant1	5180	1.32	1.43	92.31	0.35	0.76
11AC20	Ant2	5180	1.31	1.42	92.25	0.35	0.76
11AC20	Ant1	5220	1.32	1.43	92.31	0.35	0.76
11AC20	Ant2	5220	1.31	1.42	92.25	0.35	0.76
11AC20	Ant1	5240	1.31	1.42	92.25	0.35	0.76
11AC20	Ant2	5240	1.32	1.43	92.31	0.35	0.76
11AC20	Ant1	5260	1.31	1.42	92.25	0.35	0.76
11AC20	Ant2	5260	1.32	1.43	92.31	0.35	0.76
11AC20	Ant1	5300	1.31	1.42	92.25	0.35	0.76
11AC20	Ant2	5300	1.32	1.42	92.96	0.32	0.76
11AC20	Ant1	5320	1.31	1.42	92.25	0.35	0.76
11AC20	Ant2	5320	1.32	1.43	92.31	0.35	0.76

Test Graphs

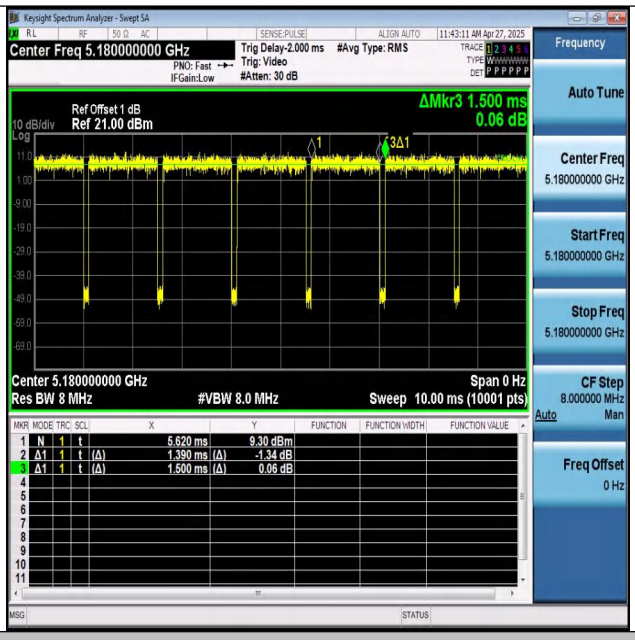

NTNV-11A-Ant1-5180

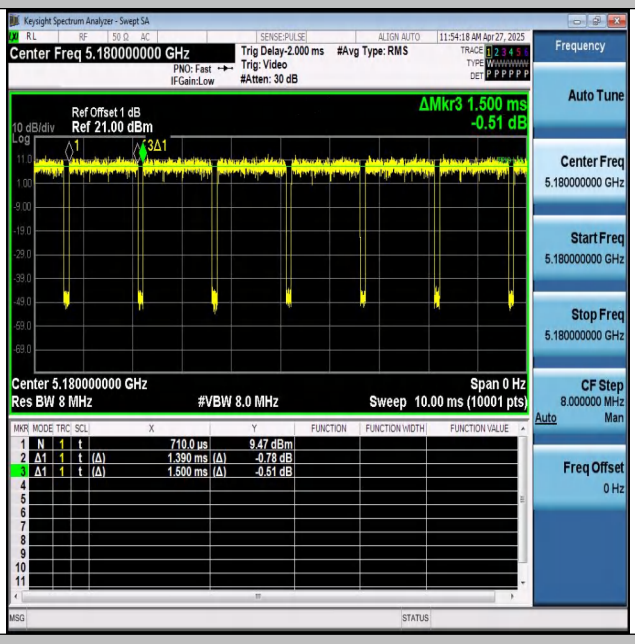

NTNV-11A-Ant2-5180

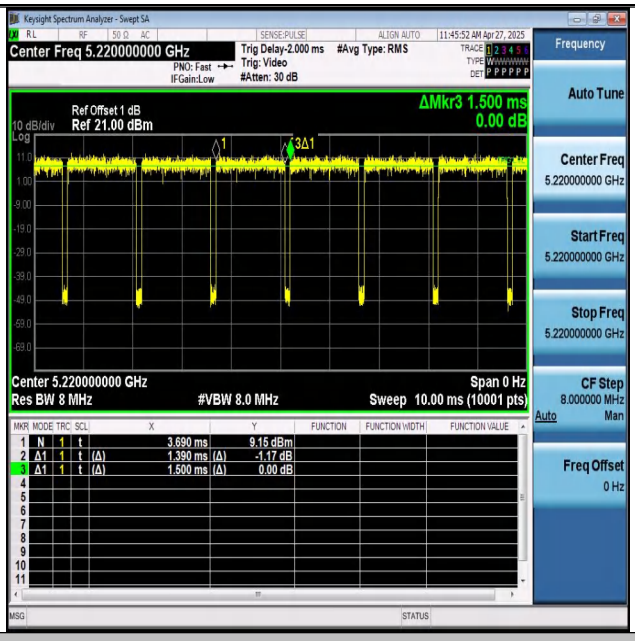

NTNV-11A-Ant1-5220

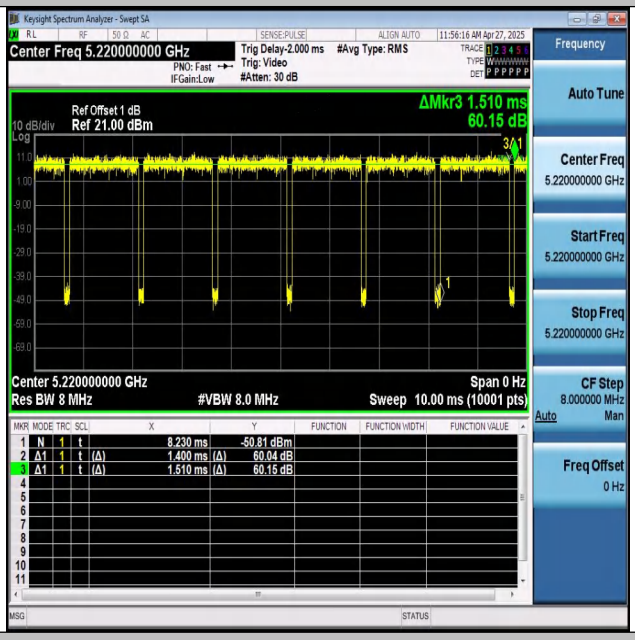

NTNV-11A-Ant2-5220

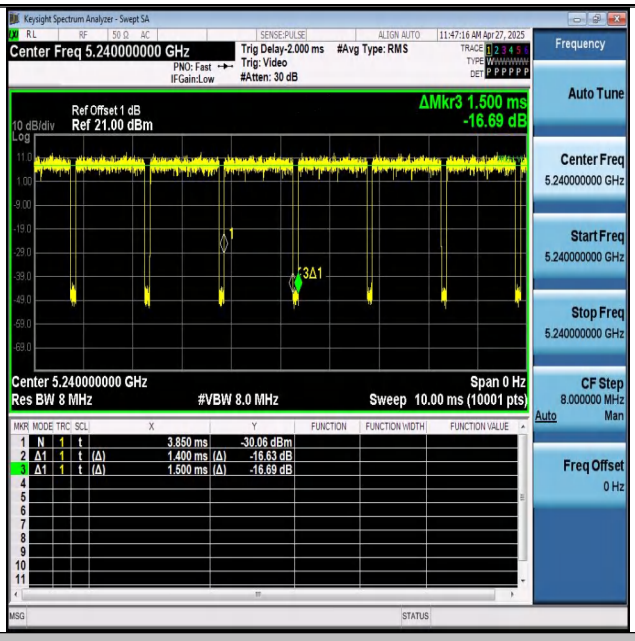

NTNV-11A-Ant1-5240

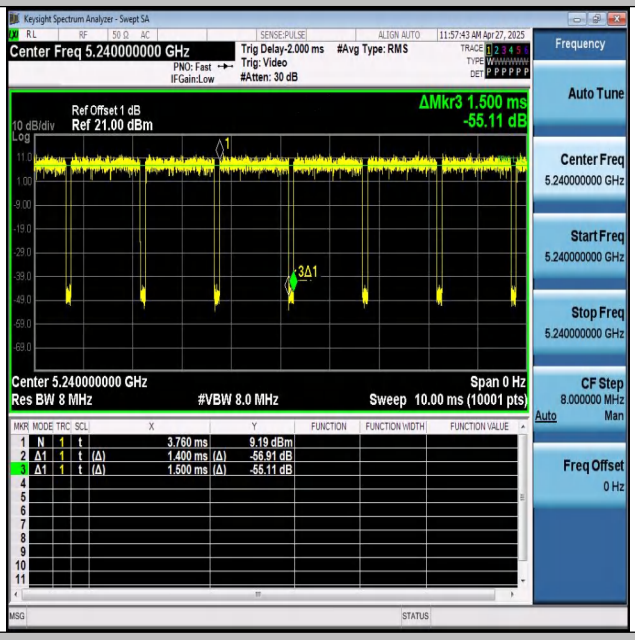

NTNV-11A-Ant2-5240

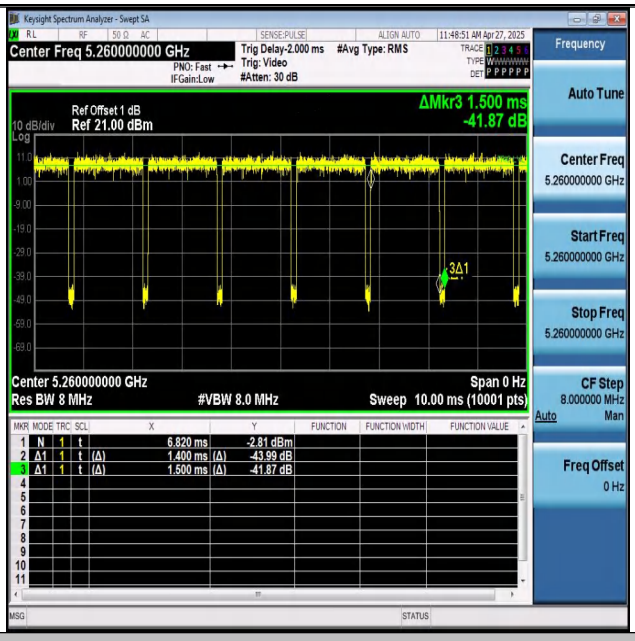

NTNV-11A-Ant1-5260

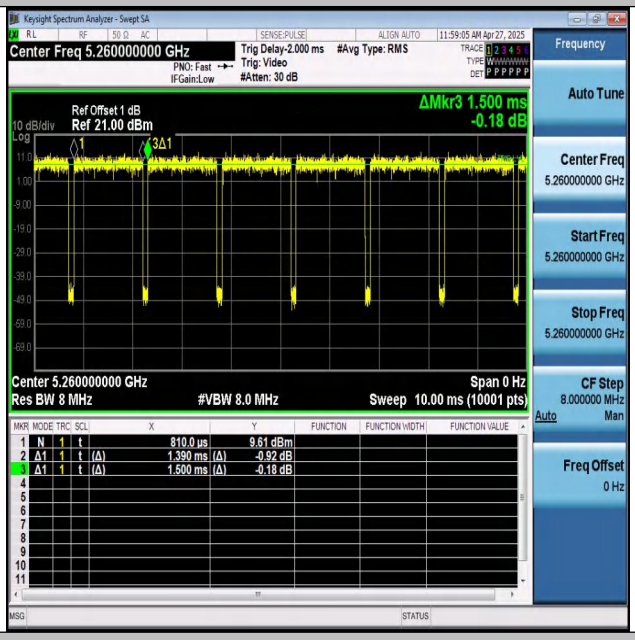

NTNV-11A-Ant2-5260

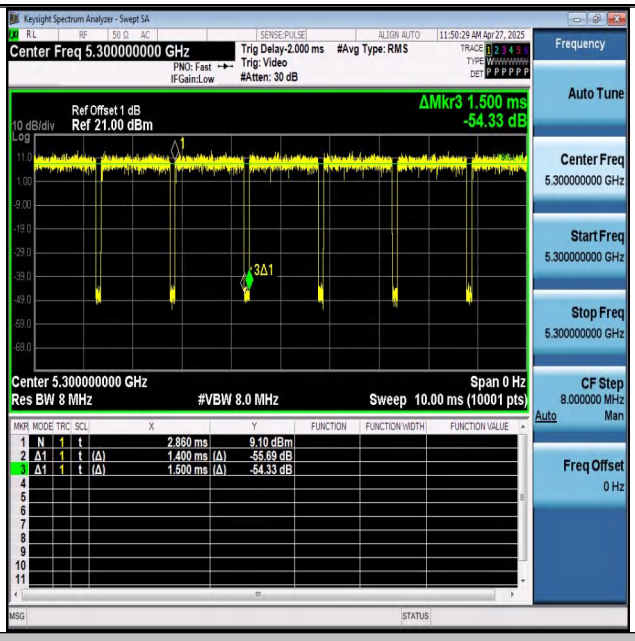

NTNV-11A-Ant1-5300

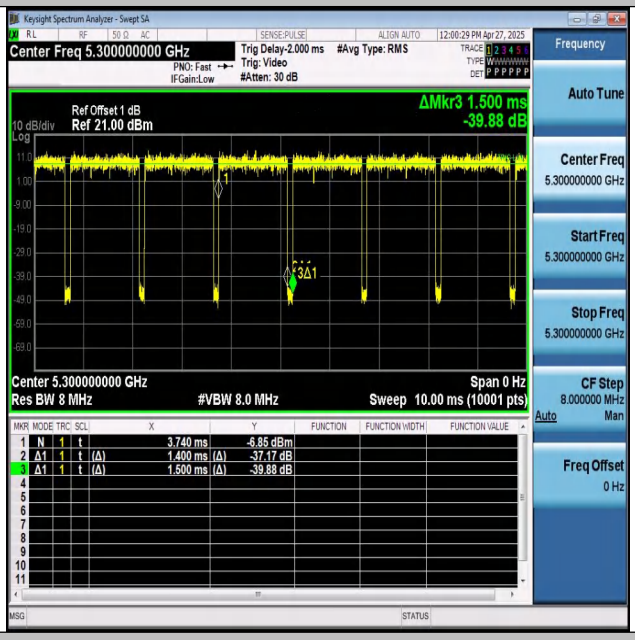

NTNV-11A-Ant2-5300

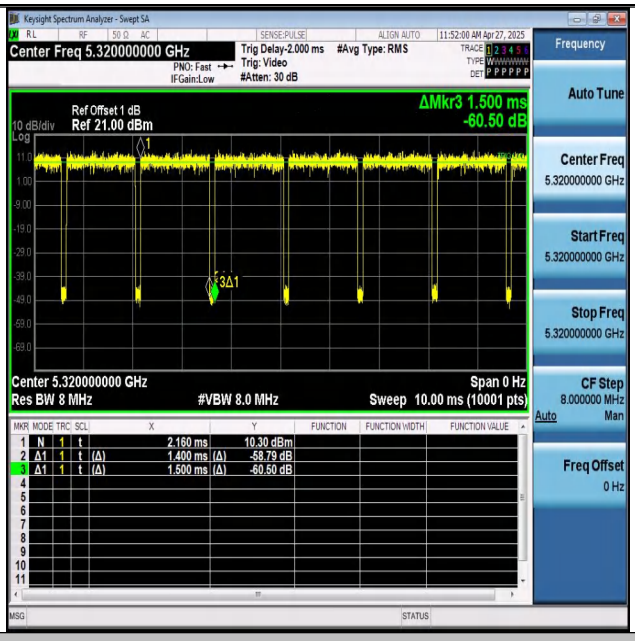

NTNV-11A-Ant1-5320

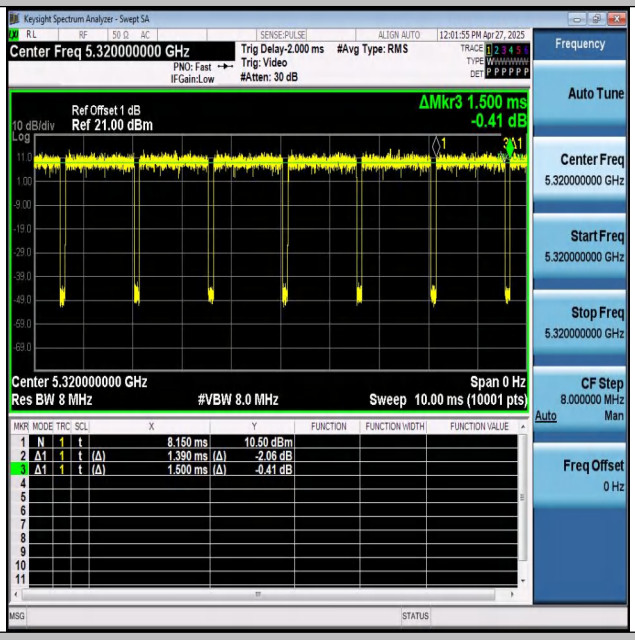

NTNV-11A-Ant2-5320

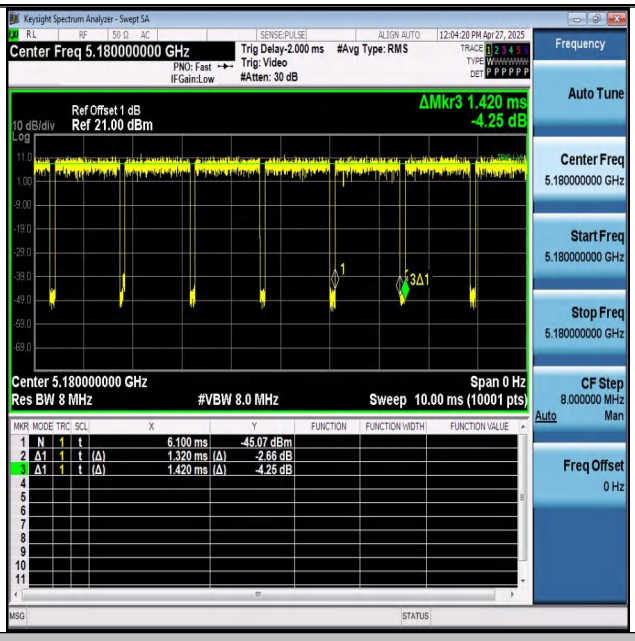

NTNV-11N20 -Ant1-5180

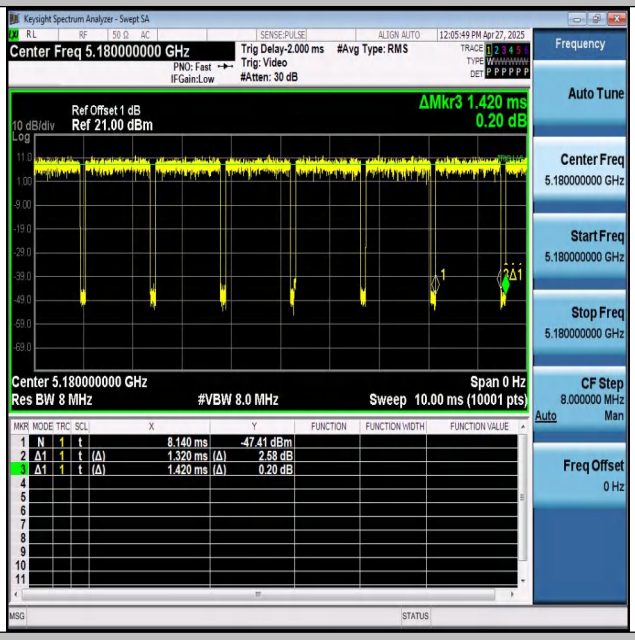

NTNV-11N20 -Ant2-5180

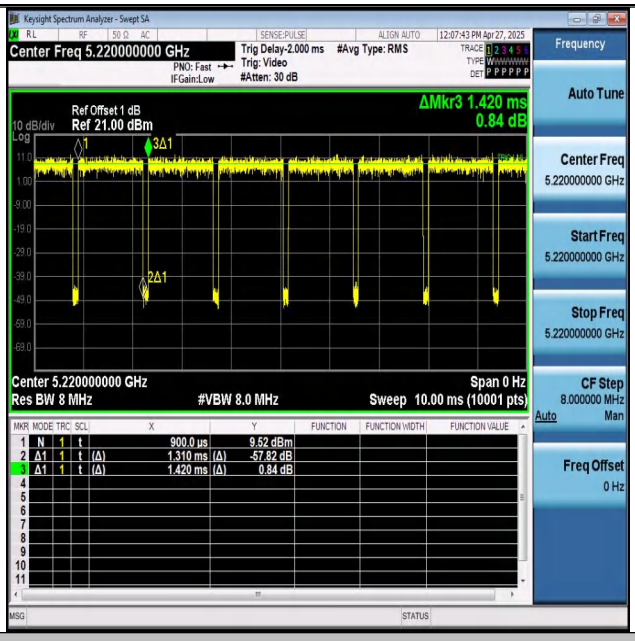

NTNV-11N20 -Ant1-5220

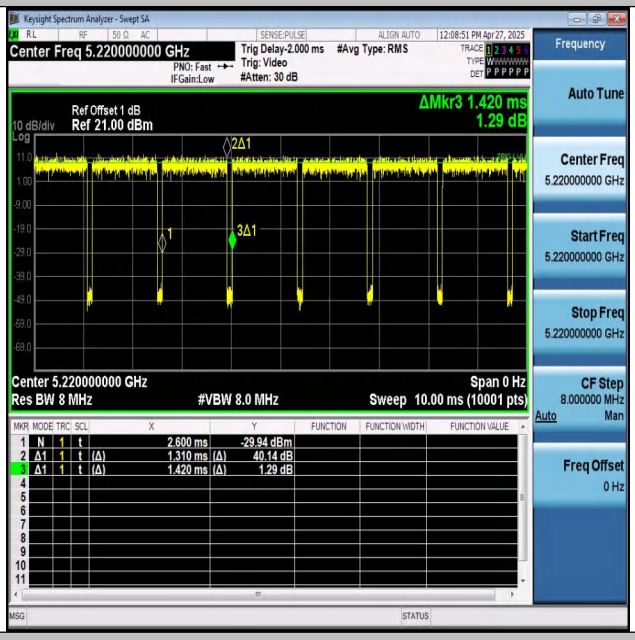

NTNV-11N20 -Ant2-5220

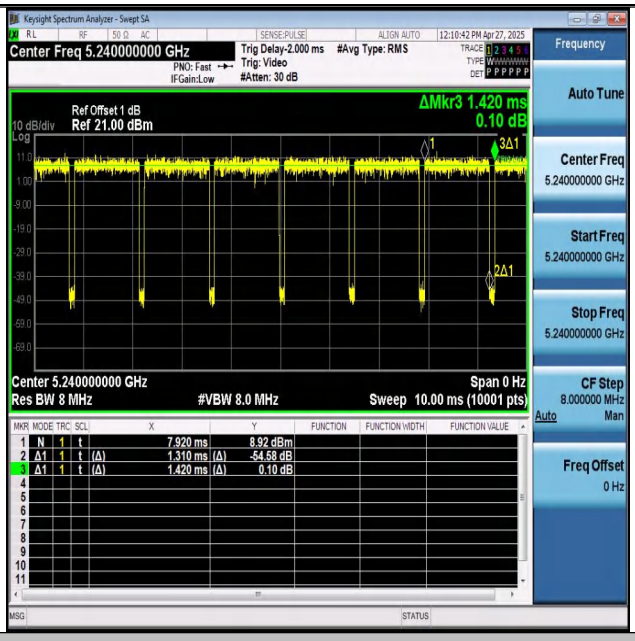

NTNV-11N20 -Ant1-5240

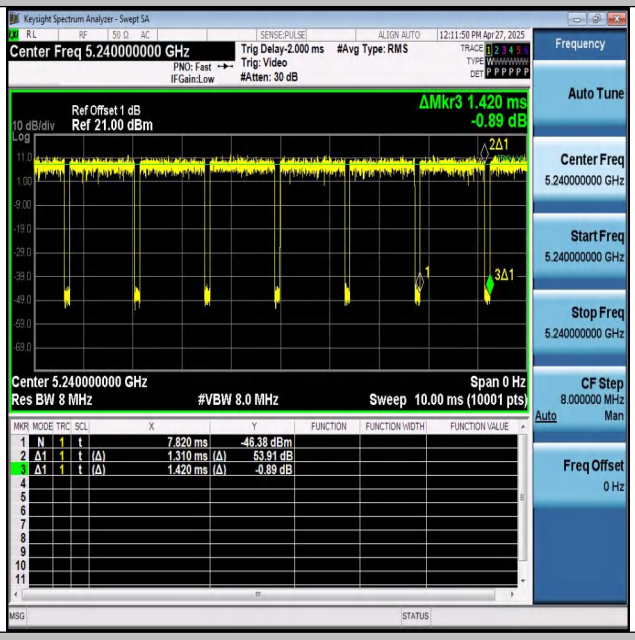

NTNV-11N20 -Ant2-5240

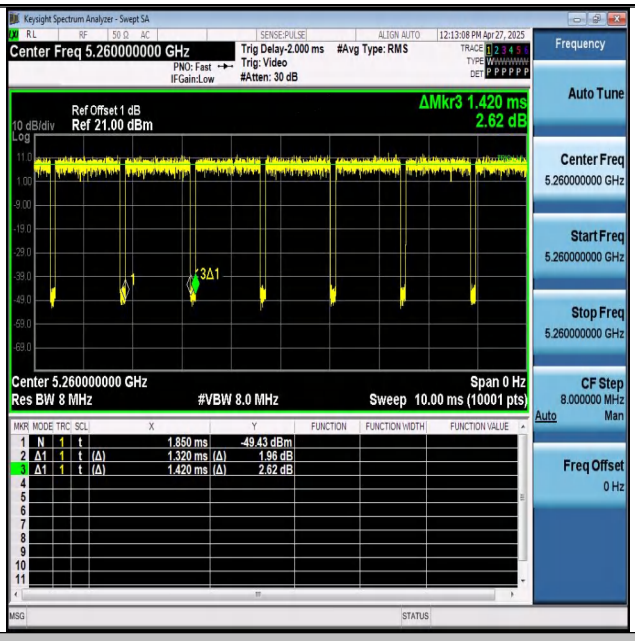

NTNV-11N20 -Ant1-5260

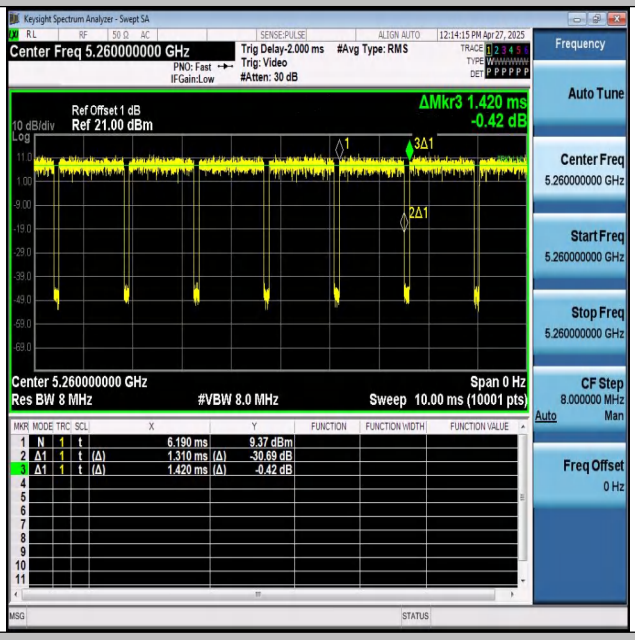

NTNV-11N20 -Ant2-5260

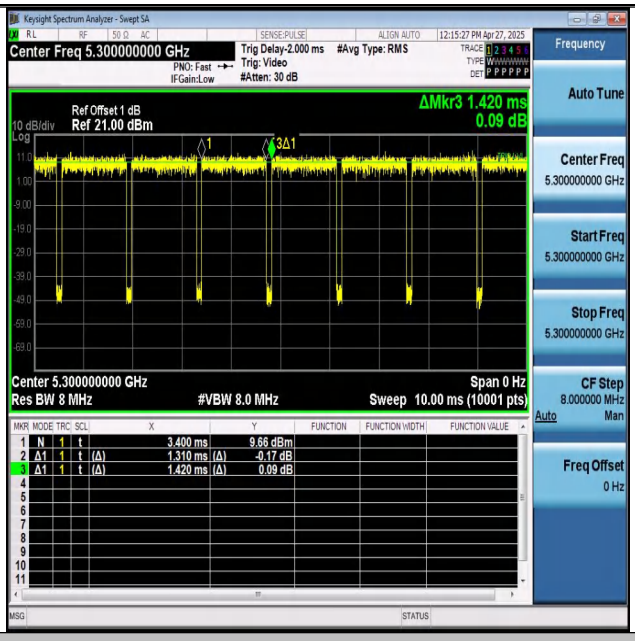

NTNV-11N20 -Ant1-5300

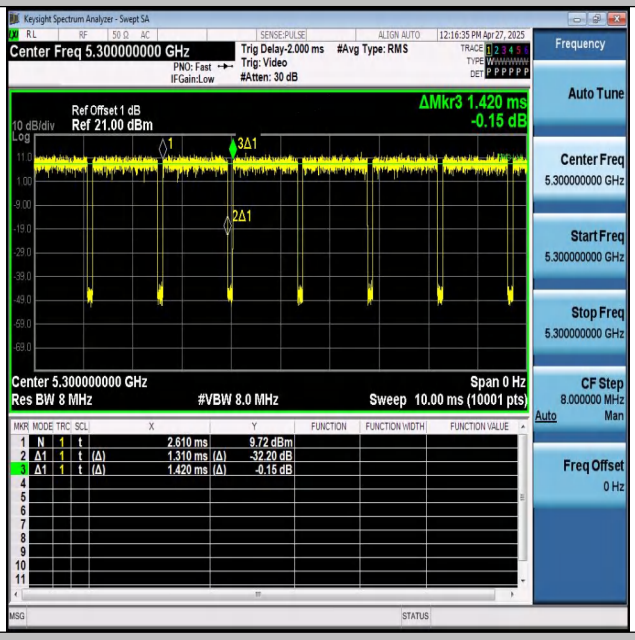

NTNV-11N20 -Ant2-5300

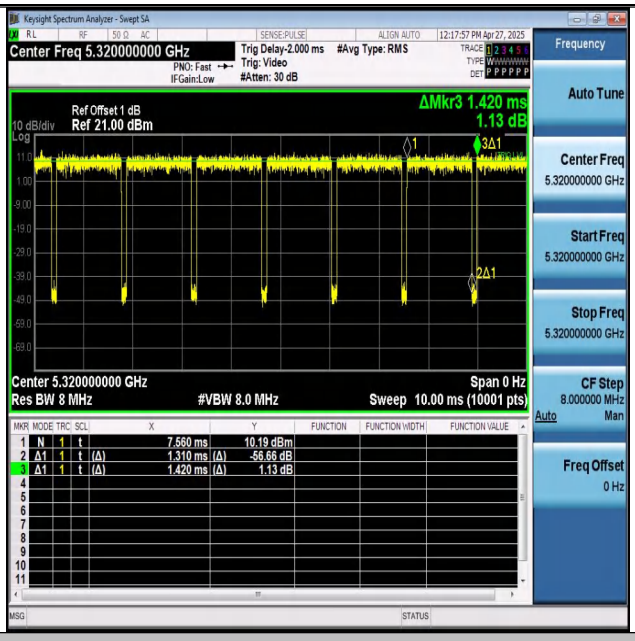

NTNV-11N20 -Ant1-5320

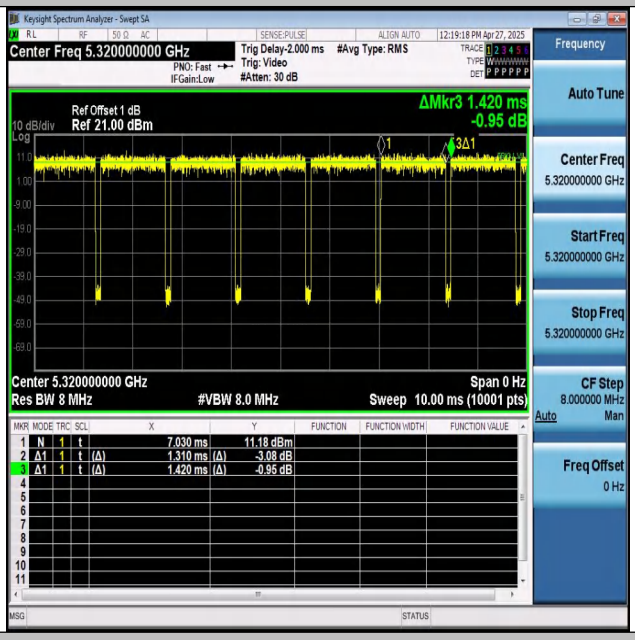

NTNV-11N20 -Ant2-5320

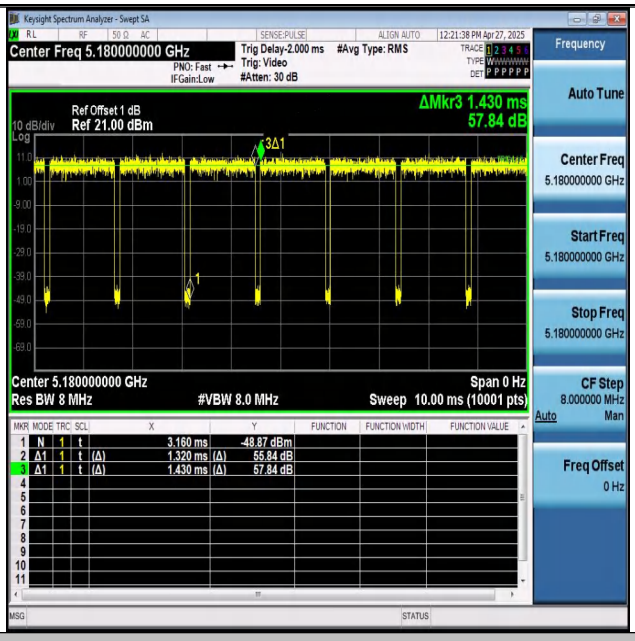

NTNV-11AC20 -Ant1-5180

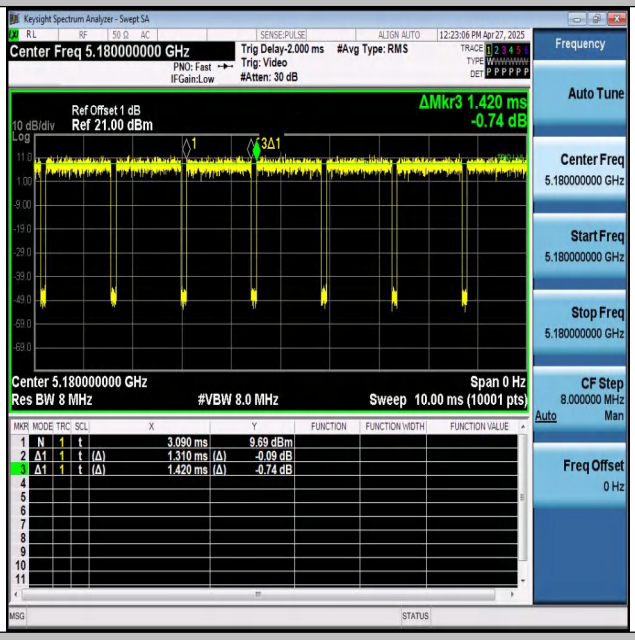

NTNV-11AC20 -Ant2-5180

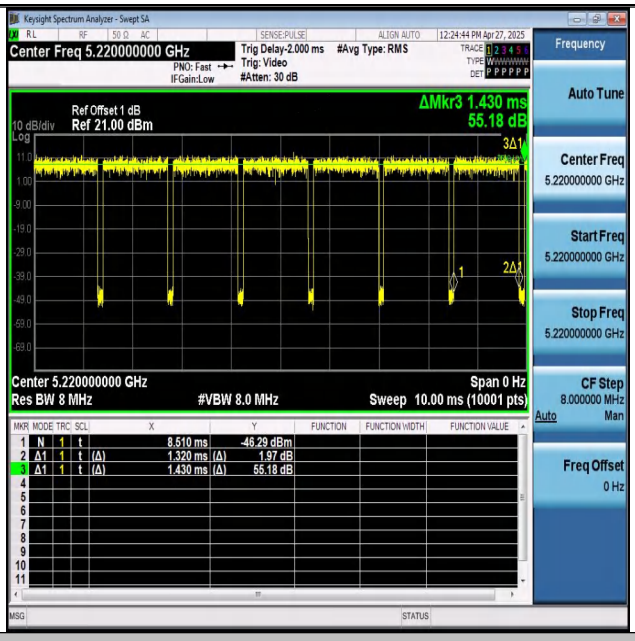

NTNV-11AC20 -Ant1-5220

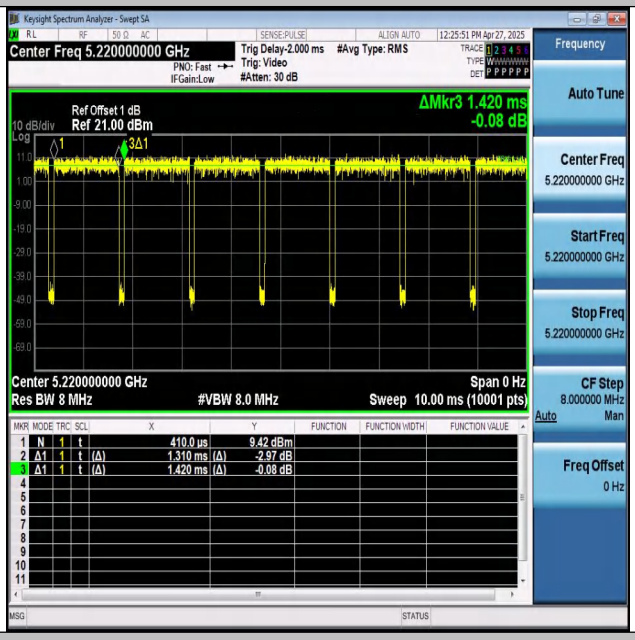

NTNV-11AC20 -Ant2-5220

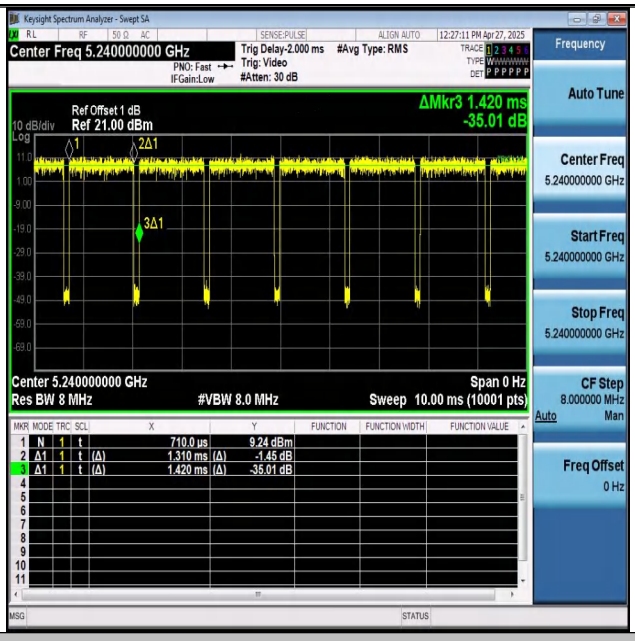

NTNV-11AC20 -Ant1-5240

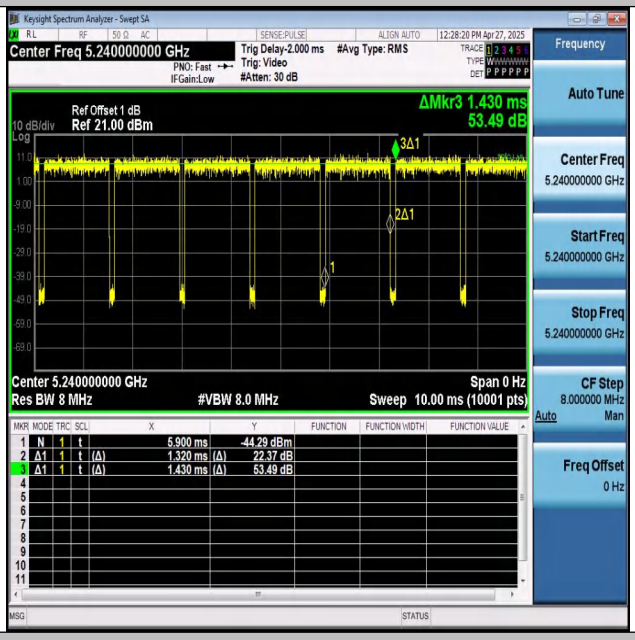

NTNV-11AC20 -Ant2-5240

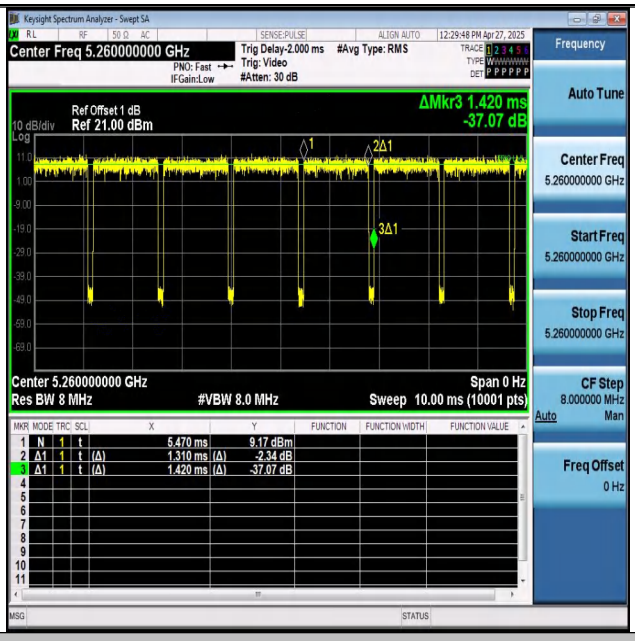

NTNV-11AC20 -Ant1-5260

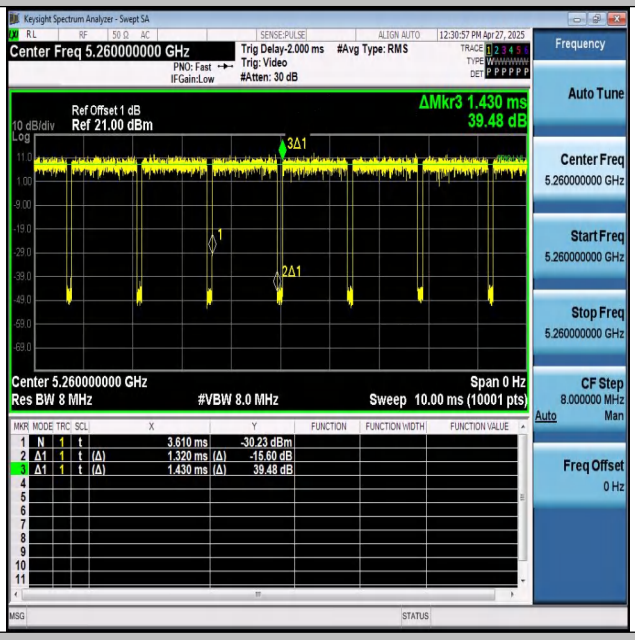

NTNV-11AC20 -Ant2-5260

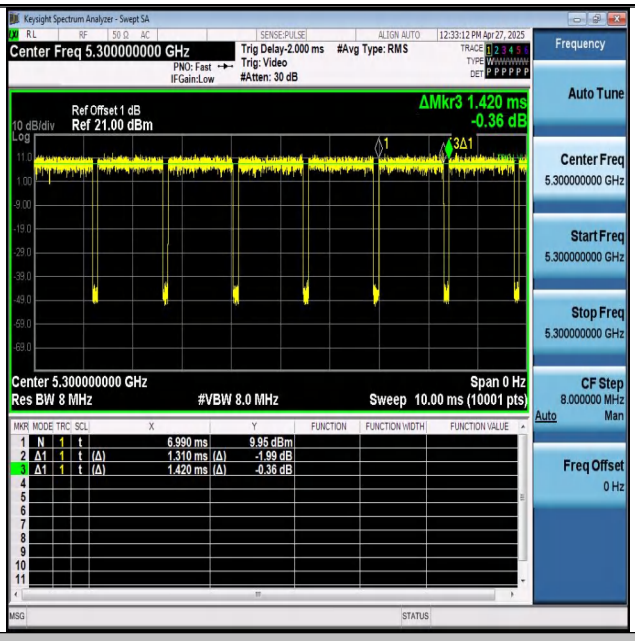

NTNV-11AC20 -Ant1-5300

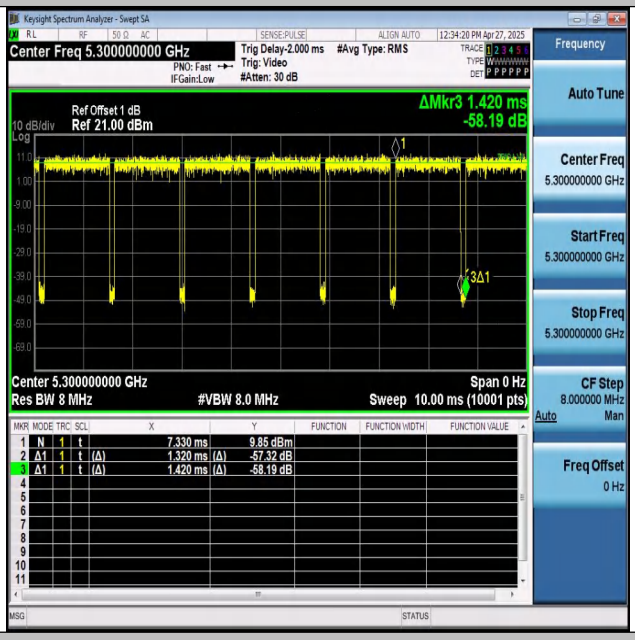

NTNV-11AC20 -Ant2-5300

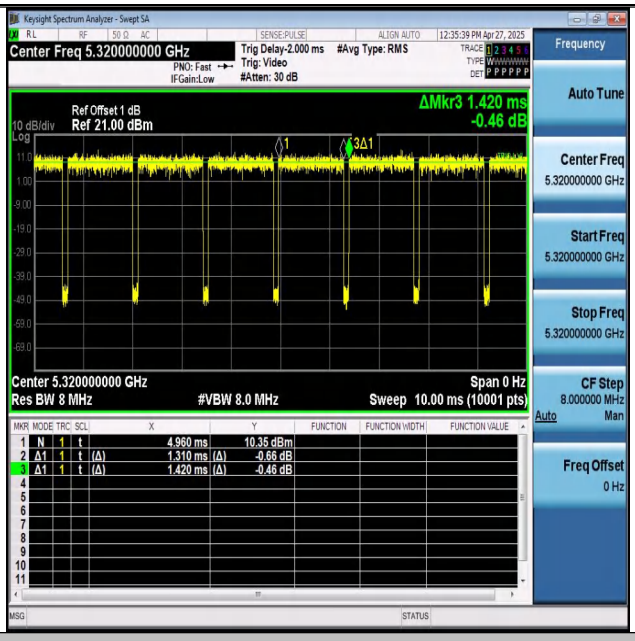

NTNV-11AC20 -Ant1-5320

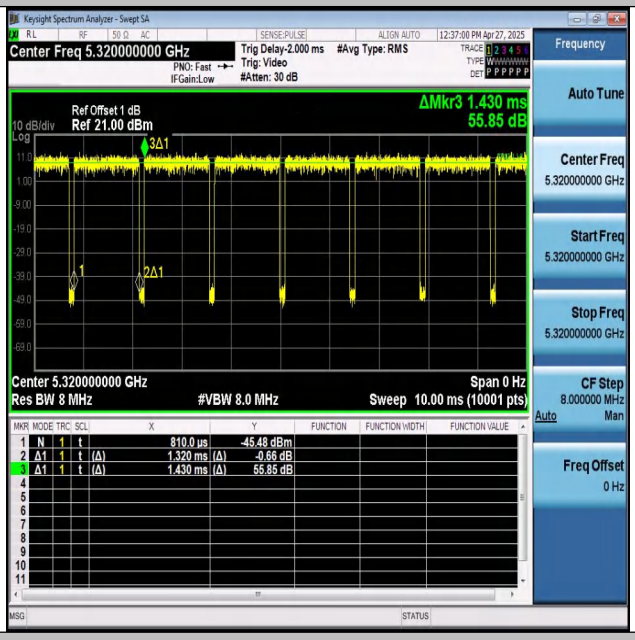

NTNV-11AC20 -Ant2-5320

Appendix C: Maximum Conducted Output Power

Test Result Channel Power

Test Mode	Antenna	Frequency[MHz]	Channel Power [dBm]	Duty Cycle [%]	DC Factor [dB]	Result [dBm]	Limit [dBm]	Verdict
11A	Ant1	5180	12.2	92.67	0.33	12.53	≤23.98	PASS
11A	Ant2	5180	12.9	92.67	0.33	13.23	≤23.98	PASS
11A	Ant1	5220	12.05	92.67	0.33	12.38	≤23.98	PASS
11A	Ant2	5220	12.46	92.72	0.33	12.79	≤23.98	PASS
11A	Ant1	5240	12.02	93.33	0.3	12.32	≤23.98	PASS
11A	Ant2	5240	12.24	93.33	0.3	12.54	≤23.98	PASS
11A	Ant1	5260	12.16	93.33	0.3	12.46	≤23.98	PASS
11A	Ant2	5260	12.2	92.67	0.33	12.53	≤23.98	PASS
11A	Ant1	5300	12.26	93.33	0.3	12.56	≤23.98	PASS
11A	Ant2	5300	12.42	93.33	0.3	12.72	≤23.98	PASS
11A	Ant1	5320	12.87	93.33	0.3	13.17	≤23.98	PASS
11A	Ant2	5320	12.92	92.67	0.33	**13.25**	≤23.98	PASS
11N20	Ant1	5180	12.36	92.96	0.32	12.68	≤23.98	PASS
11N20	Ant2	5180	12.44	92.96	0.32	12.76	≤23.98	PASS
11N20	Ant1	5220	12.23	92.25	0.35	12.58	≤23.98	PASS
11N20	Ant2	5220	12.32	92.25	0.35	12.67	≤23.98	PASS
11N20	Ant1	5240	12.01	92.25	0.35	12.36	≤23.98	PASS
11N20	Ant2	5240	12.05	92.25	0.35	12.4	≤23.98	PASS
11N20	Ant1	5260	12.07	92.96	0.32	12.39	≤23.98	PASS
11N20	Ant2	5260	12.09	92.25	0.35	12.44	≤23.98	PASS
11N20	Ant1	5300	12.26	92.25	0.35	12.61	≤23.98	PASS
11N20	Ant2	5300	12.28	92.25	0.35	12.63	≤23.98	PASS
11N20	Ant1	5320	12.73	92.25	0.35	13.08	≤23.98	PASS
11N20	Ant2	5320	12.73	92.25	0.35	13.08	≤23.98	PASS
11AC20	Ant1	5180	12.43	92.31	0.35	12.78	≤23.98	PASS
11AC20	Ant2	5180	12.45	92.25	0.35	12.8	≤23.98	PASS
11AC20	Ant1	5220	12.37	92.31	0.35	12.72	≤23.98	PASS
11AC20	Ant2	5220	12.37	92.25	0.35	12.72	≤23.98	PASS
11AC20	Ant1	5240	12.22	92.25	0.35	12.57	≤23.98	PASS
11AC20	Ant2	5240	12.18	92.31	0.35	12.53	≤23.98	PASS
11AC20	Ant1	5260	12.11	92.25	0.35	12.46	≤23.98	PASS
11AC20	Ant2	5260	12.04	92.31	0.35	12.39	≤23.98	PASS
11AC20	Ant1	5300	12.27	92.25	0.35	12.62	≤23.98	PASS
11AC20	Ant2	5300	12.28	92.96	0.32	12.6	≤23.98	PASS

11AC20	Ant1	5320	12.73	92.25	0.35	13.08	≤23.98	PASS
11AC20	Ant2	5320	12.69	92.31	0.35	13.04	≤23.98	PASS

Note：1.The Duty Cycle Factor and cable loss are compensated in the graph.

Test Graphs Channel Power

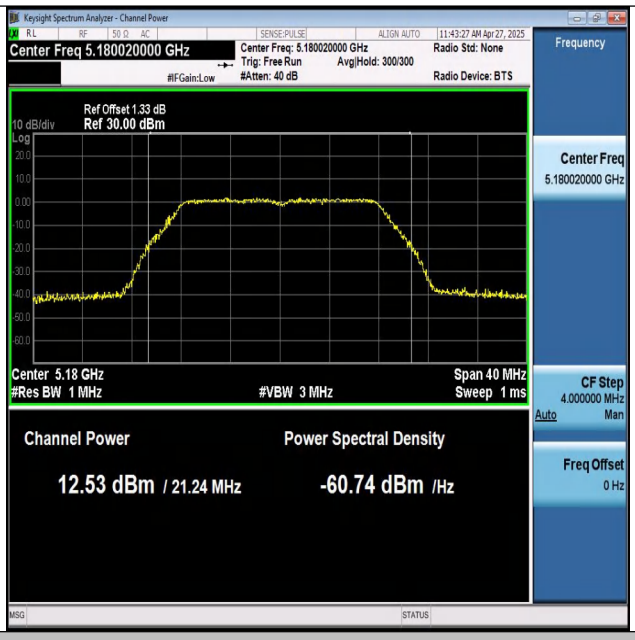

11A-Ant1-5180-PASS

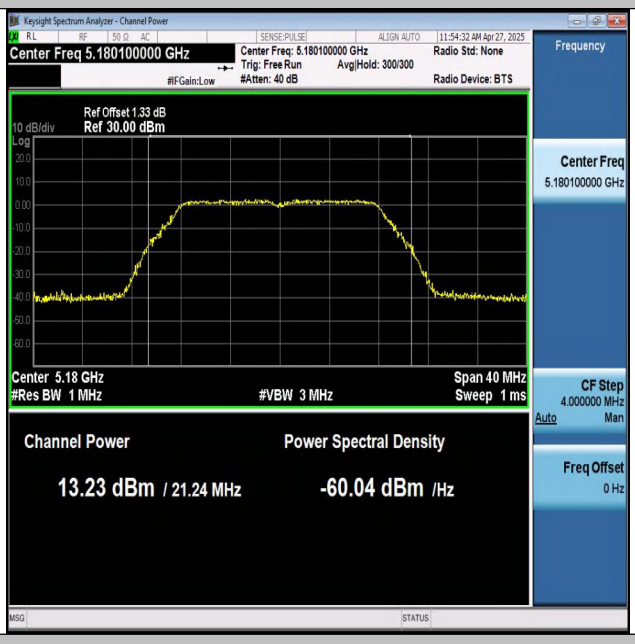

11A-Ant2-5180-PASS

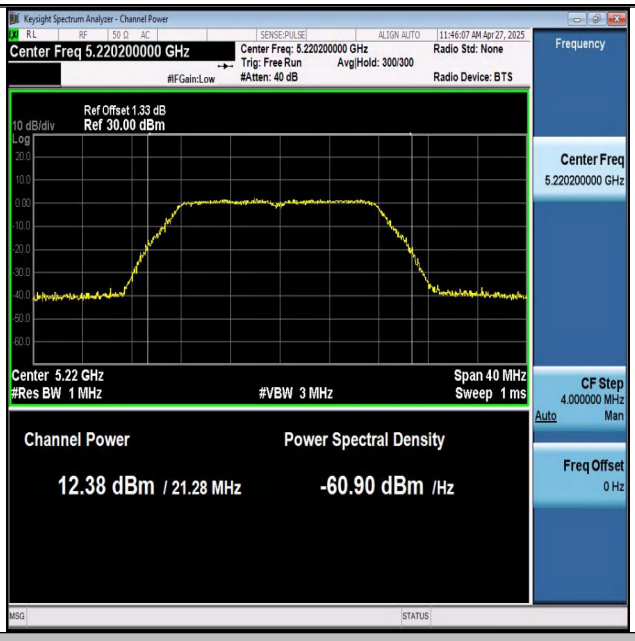

11A-Ant1-5220-PASS

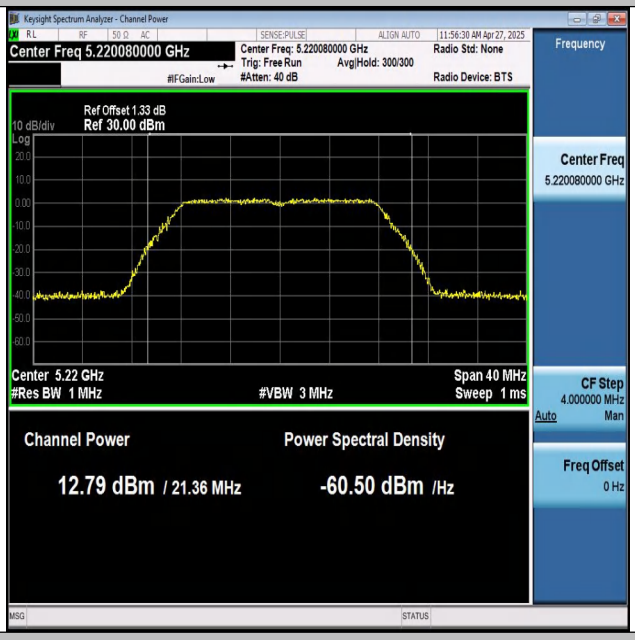

11A-Ant2-5220-PASS

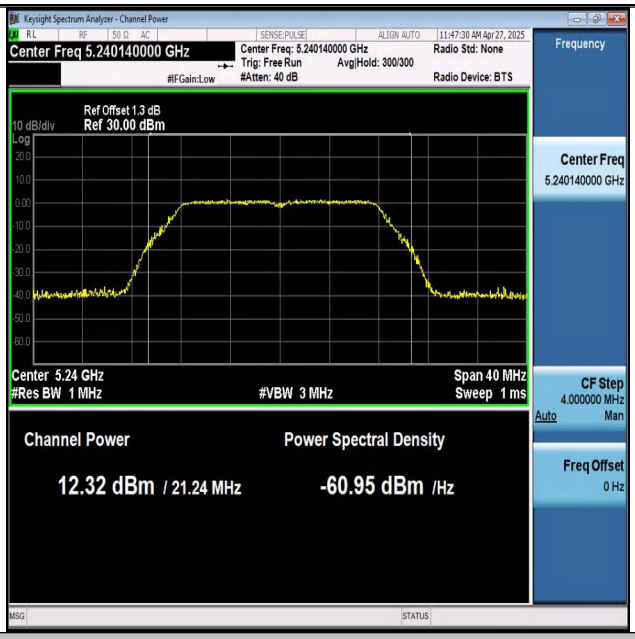

11A-Ant1-5240-PASS

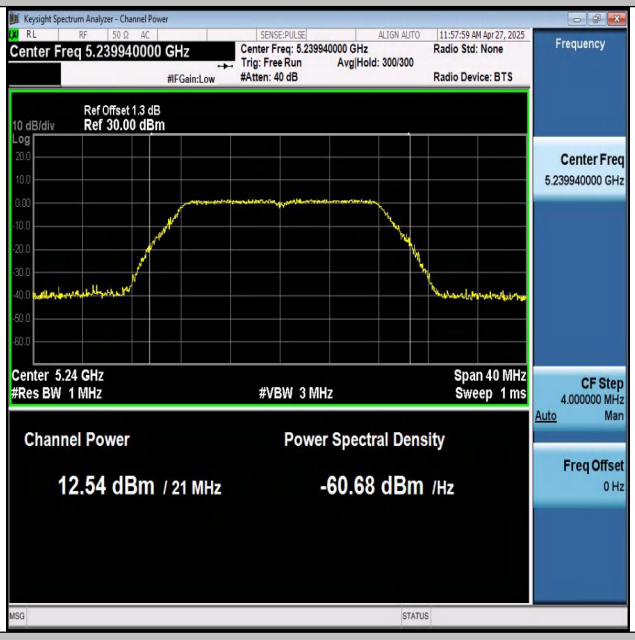

11A-Ant2-5240-PASS

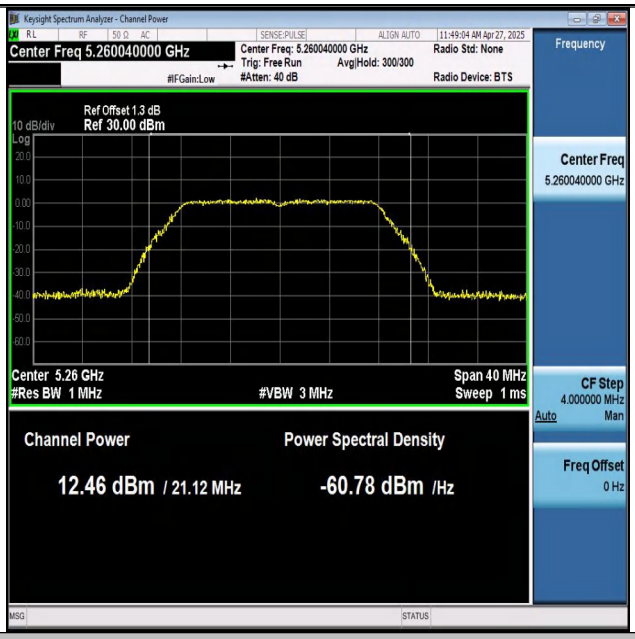

11A-Ant1-5260-PASS

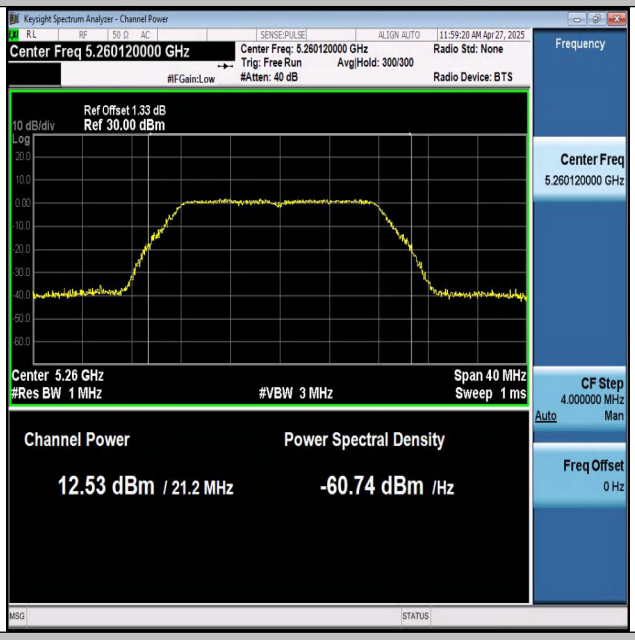

11A-Ant2-5260-PASS

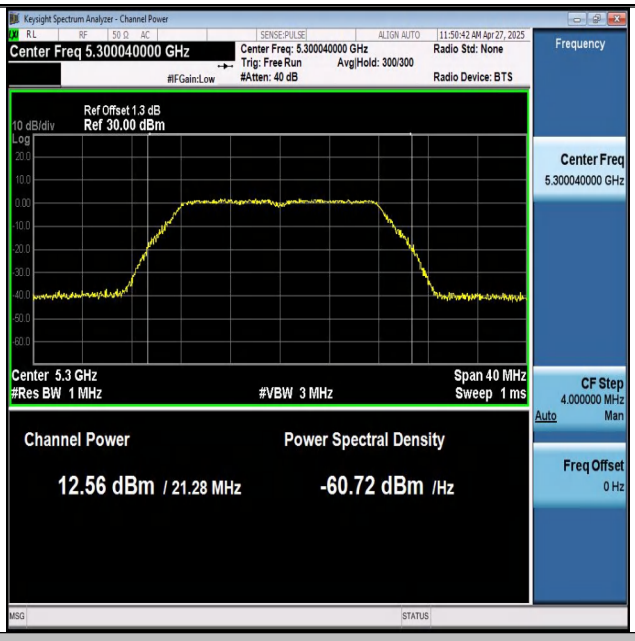

11A-Ant1-5300-PASS

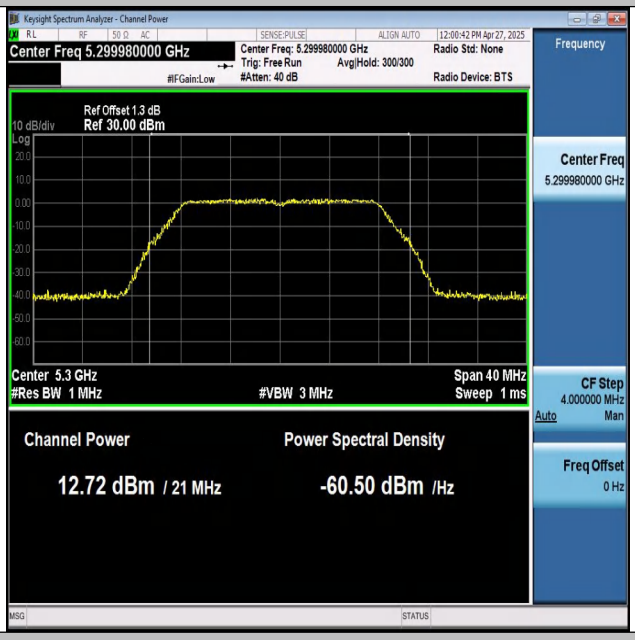

11A-Ant2-5300-PASS

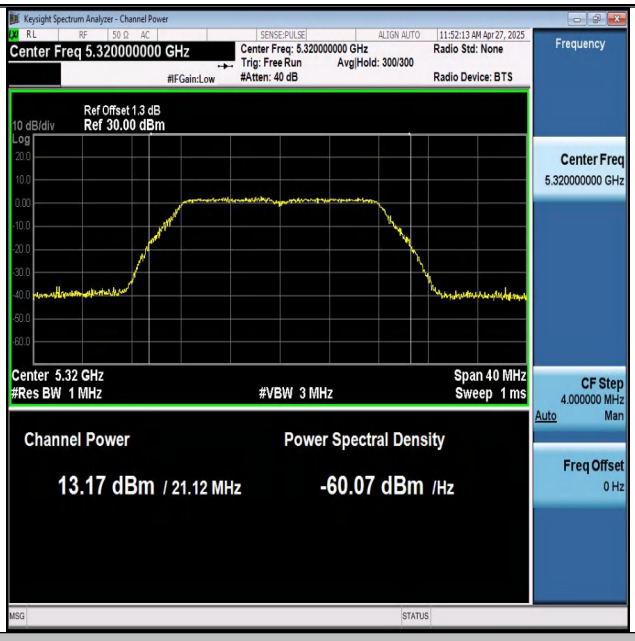

11A-Ant1-5320-PASS

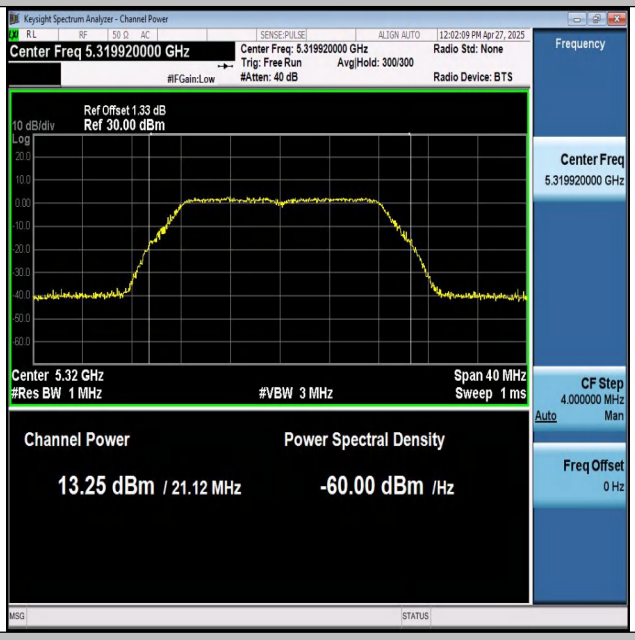

11A-Ant2-5320-PASS

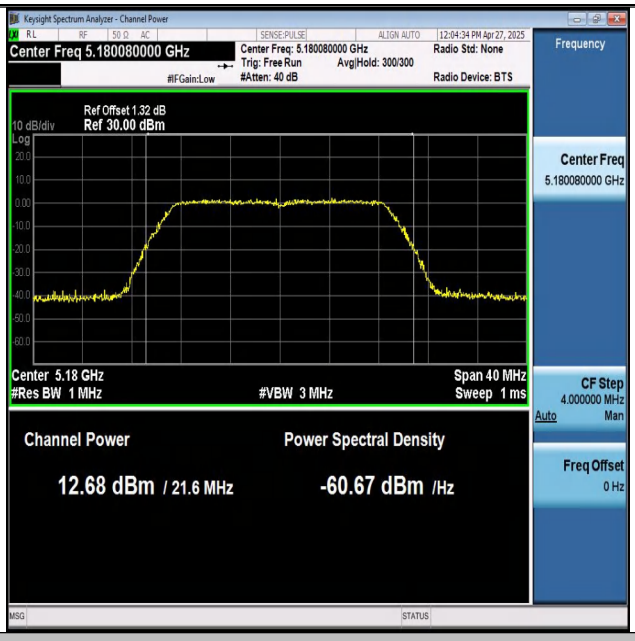

11N20 -Ant1-5180-PASS

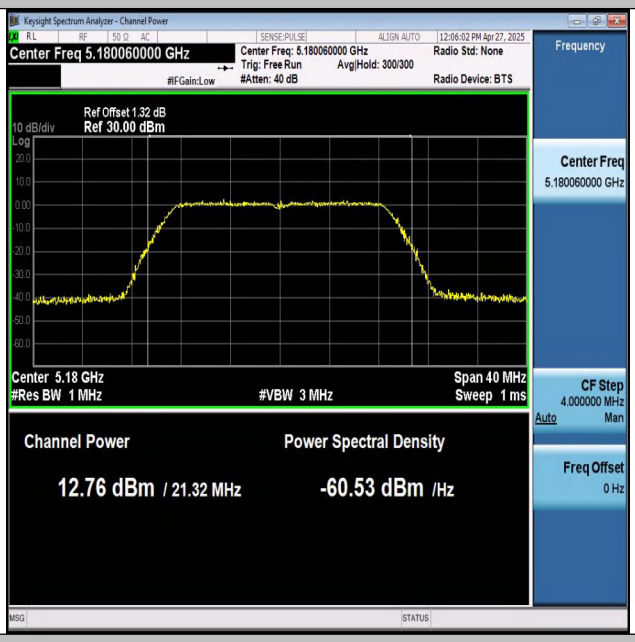

11N20 -Ant2-5180-PASS

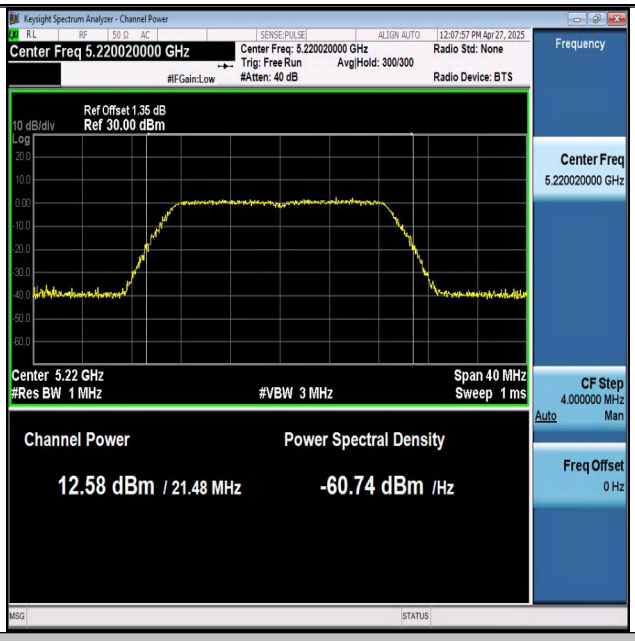

11N20 -Ant1-5220-PASS

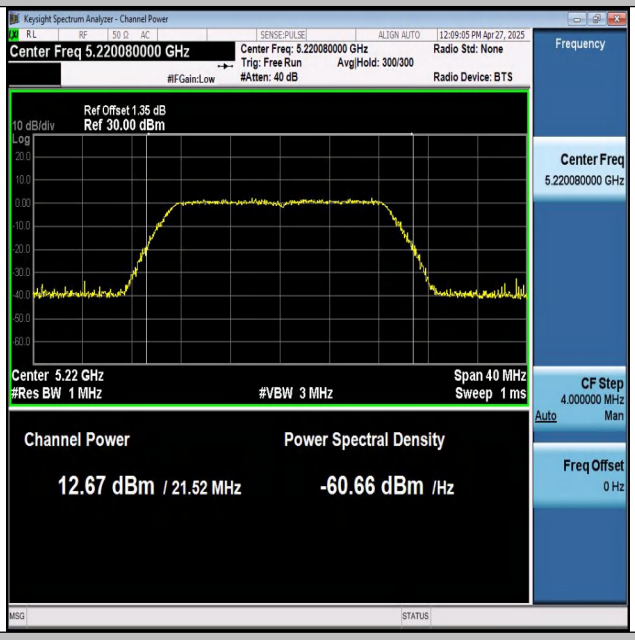

11N20 -Ant2-5220-PASS

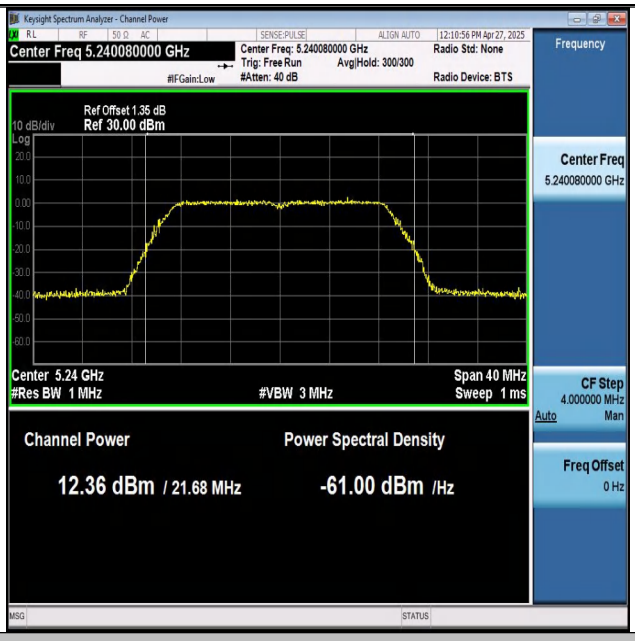

11N20 -Ant1-5240-PASS

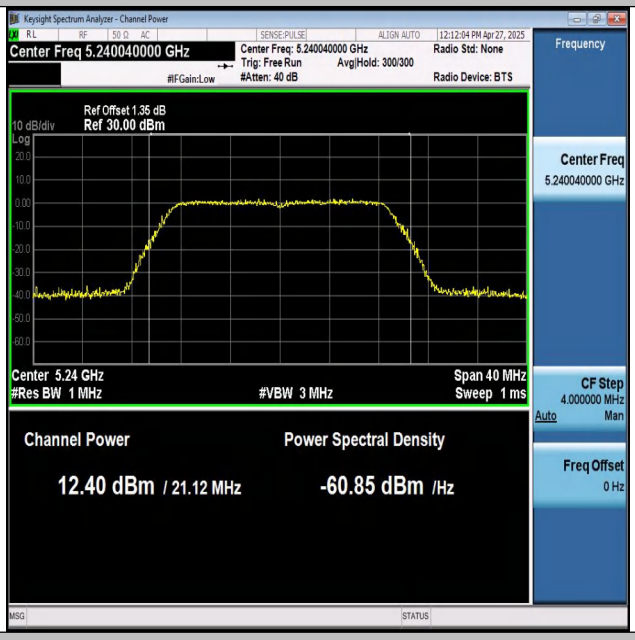

11N20 -Ant2-5240-PASS

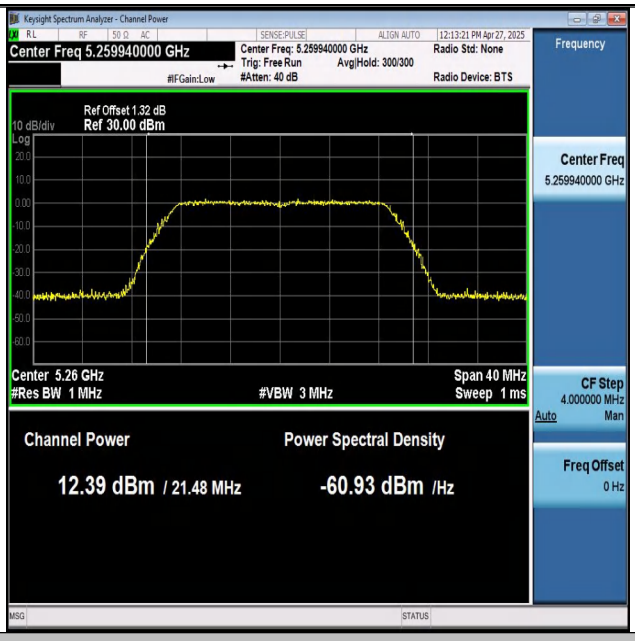

11N20 -Ant1-5260-PASS

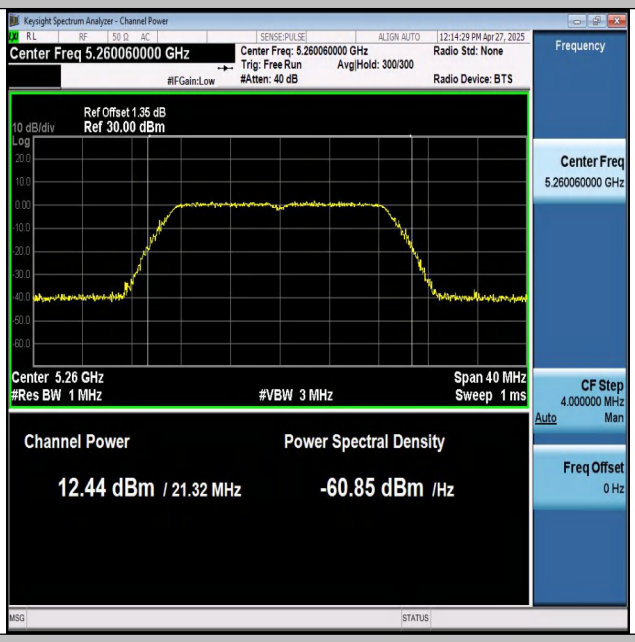

11N20 -Ant2-5260-PASS