Appendix Test Data

Report No.:	1812C50168012501	Test Sample No.:	1-2-2
Start Test Date:	2025.04.25	Finish Test Date:	2025.06.09
Test Engineer:	Alex Peng	Auditor:	Justin Feng
Temperature:	25℃	Relative Humidity:	47%
Pressure:	101kPa		

Appendix A: 6dB Bandwidth

Test Result

Test Mode	Antenna	Frequency[MHz]	6dB BW [MHz]	FL[MHz]	FH[MHz]	Limit[MHz]	Verdict
11B	Ant1	2412	8.240	2407.920	2416.160	0.5	PASS
11B	Ant2	2412	8.240	2407.920	2416.160	0.5	PASS
11B	Ant1	2437	8.200	2432.960	2441.160	0.5	PASS
11B	Ant2	2437	8.200	2432.960	2441.160	0.5	PASS
11B	Ant1	2462	8.200	2457.960	2466.160	0.5	PASS
11B	Ant2	2462	8.200	2457.960	2466.160	0.5	PASS
11G	Ant1	2412	16.080	2404.080	2420.160	0.5	PASS
11G	Ant2	2412	15.760	2404.200	2419.960	0.5	PASS
11G	Ant1	2437	15.960	2429.120	2445.080	0.5	PASS
11G	Ant2	2437	15.720	2429.400	2445.120	0.5	PASS
11G	Ant1	2462	16.120	2454.120	2470.240	0.5	PASS
11G	Ant2	2462	15.840	2454.280	2470.120	0.5	PASS
11N20MIMO	Ant1	2412	17.200	2403.520	2420.720	0.5	PASS
11N20MIMO	Ant2	2412	17.440	2403.320	2420.760	0.5	PASS
11N20MIMO	Ant1	2437	16.800	2428.760	2445.560	0.5	PASS
11N20MIMO	Ant2	2437	17.440	2428.280	2445.720	0.5	PASS
11N20MIMO	Ant1	2462	17.200	2453.480	2470.680	0.5	PASS
11N20MIMO	Ant2	2462	17.360	2453.400	2470.760	0.5	PASS

Test Graphs

11B-Ant1-2412-PASS

11B-Ant2-2412-PASS

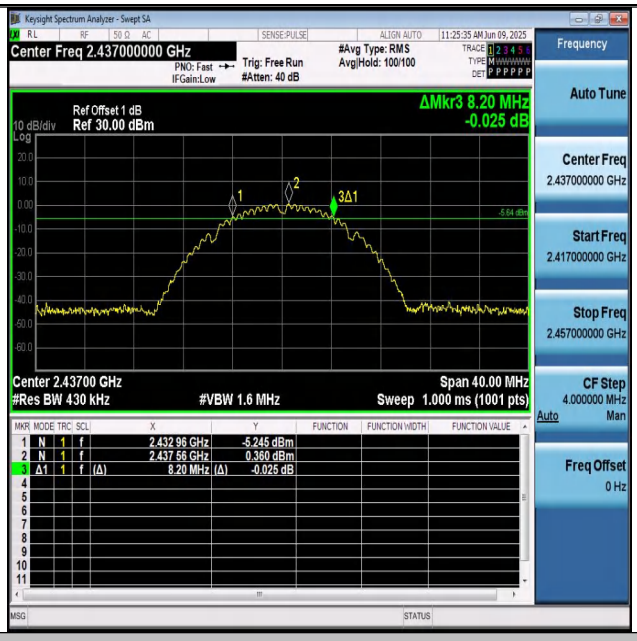

11B-Ant1-2437-PASS

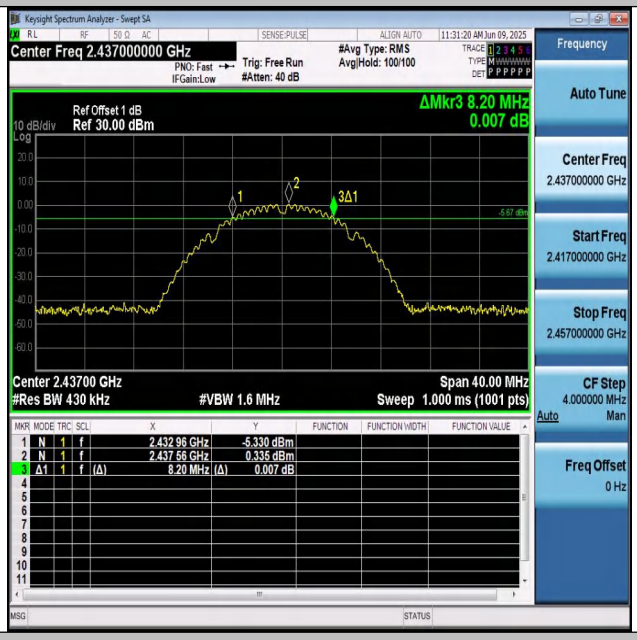

11B-Ant2-2437-PASS

11B-Ant1-2462-PASS

11B-Ant2-2462-PASS

11G-Ant1-2412-PASS

11G-Ant2-2412-PASS

11G-Ant1-2437-PASS

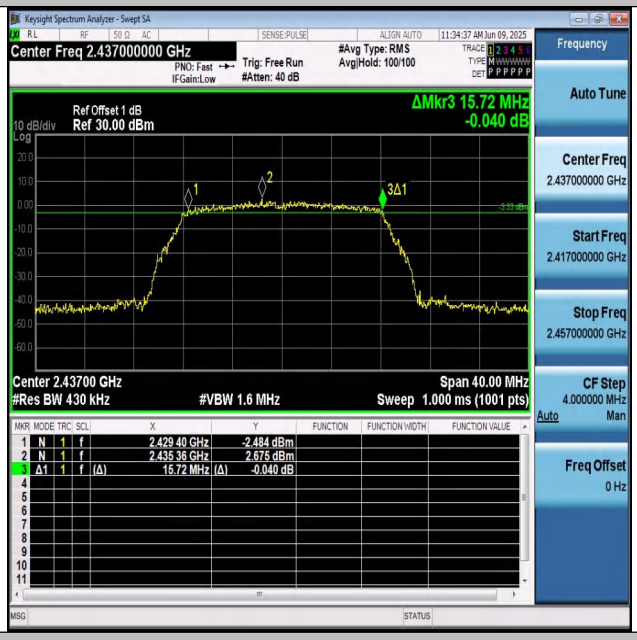

11G-Ant2-2437-PASS

11G-Ant1-2462-PASS

11G-Ant2-2462-PASS

11N20MIMO-Ant1-2412-PASS

11N20MIMO-Ant2-2412-PASS

11N20MIMO-Ant1-2437-PASS

11N20MIMO-Ant2-2437-PASS

11N20MIMO-Ant1-2462-PASS

11N20MIMO-Ant2-2462-PASS

Appendix B: 99% Occupied Bandwidth

Test Result

Test Mode	Antenna	Channel Frequency[MHz]	OCB [MHz]	FL[MHz]	FH[MHz]	Limit[MHz]	Verdict
11B	Ant1	2412	11.391	2406.3476	2417.7386	---	---
11B	Ant2	2412	11.400	2406.3423	2417.7423	---	---
11B	Ant1	2437	11.399	2431.3515	2442.7505	---	---
11B	Ant2	2437	11.416	2431.3426	2442.7586	---	---
11B	Ant1	2462	11.392	2456.3833	2467.7753	---	---
11B	Ant2	2462	11.403	2456.3757	2467.7787	---	---
11G	Ant1	2412	17.380	2403.3184	2420.6984	---	---
11G	Ant2	2412	17.382	2403.3505	2420.7325	---	---
11G	Ant2	2437	17.432	2428.2962	2445.7282	---	---
11G	Ant1	2437	17.350	2428.3780	2445.7280	---	---
11G	Ant1	2462	17.470	2453.2656	2470.7356	---	---
11G	Ant2	2462	17.428	2453.2685	2470.6965	---	---
11N20	Ant1	2412	18.374	2402.8772	2421.2512	---	---
11N20	Ant2	2412	18.414	2402.8350	2421.2490	---	---
11N20	Ant1	2437	18.330	2427.8795	2446.2095	---	---
11N20	Ant2	2437	18.439	2427.8119	2446.2509	---	---
11N20	Ant1	2462	18.377	2452.8748	2471.2518	---	---
11N20	Ant2	2462	18.358	2452.8964	2471.2544	---	---

Test Graphs

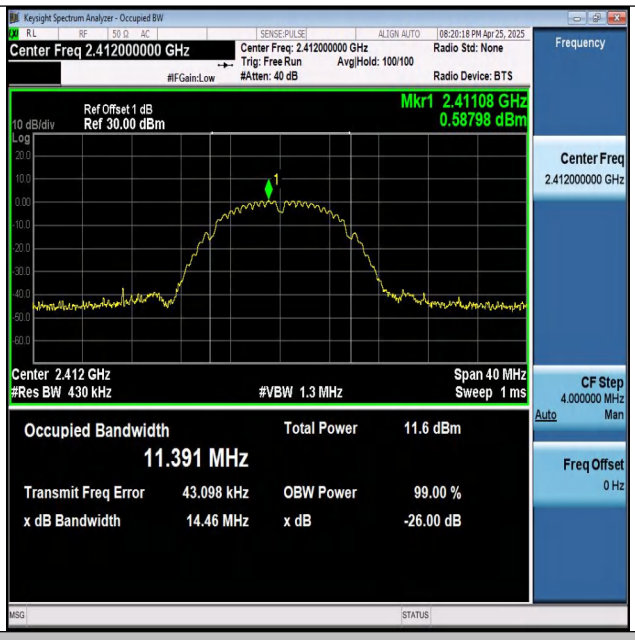

11B-Ant1-2412

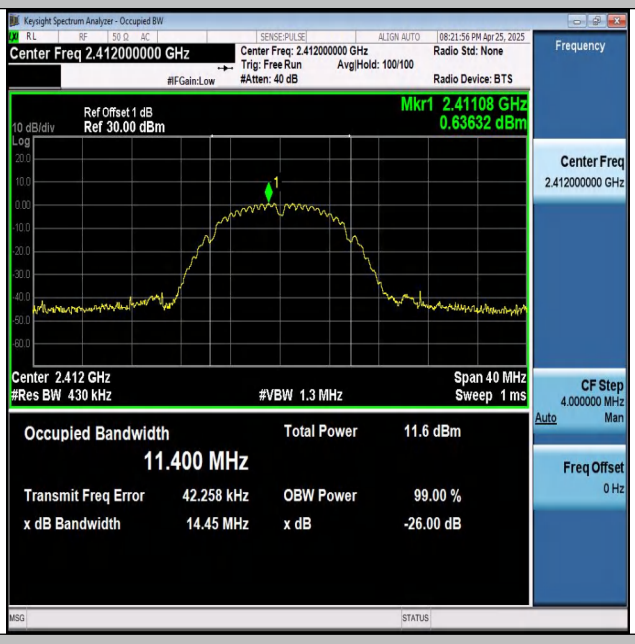

11B-Ant2-2412

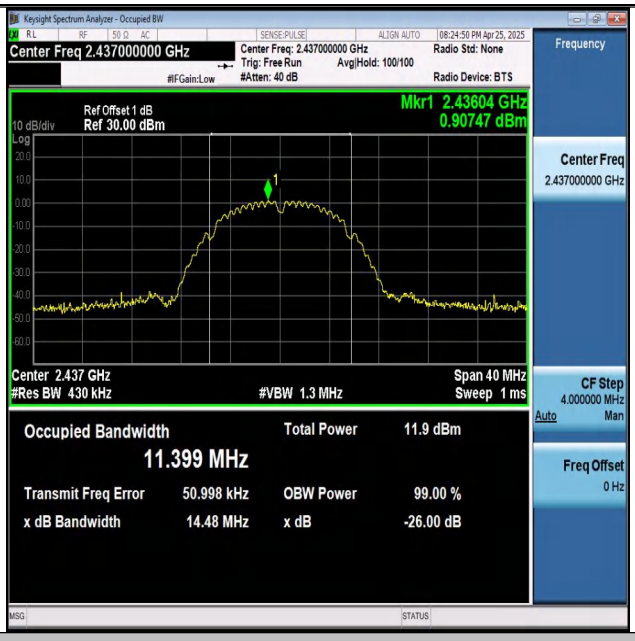

11B-Ant1-2437

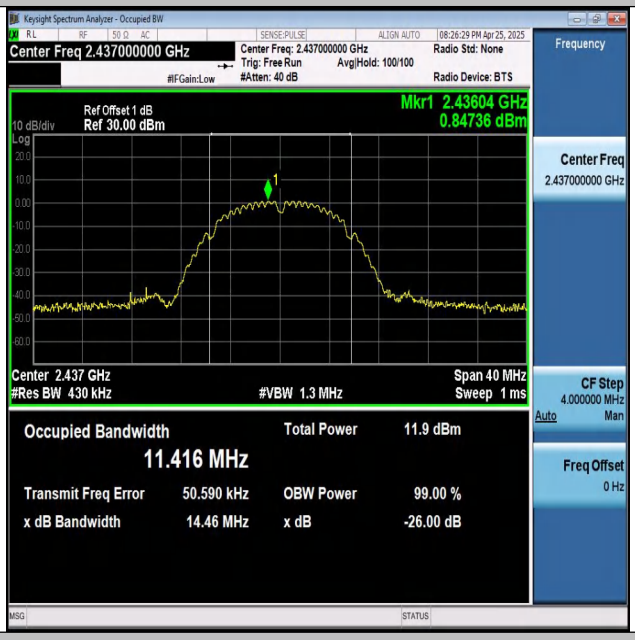

11B-Ant2-2437

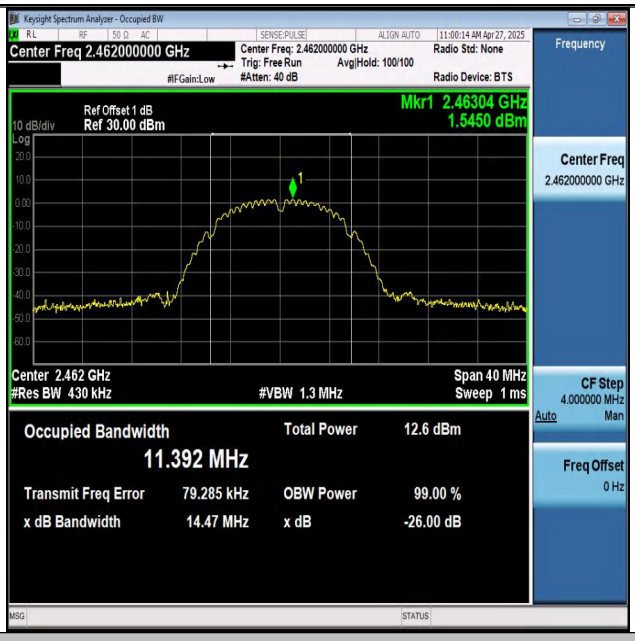

11B-Ant1-2462

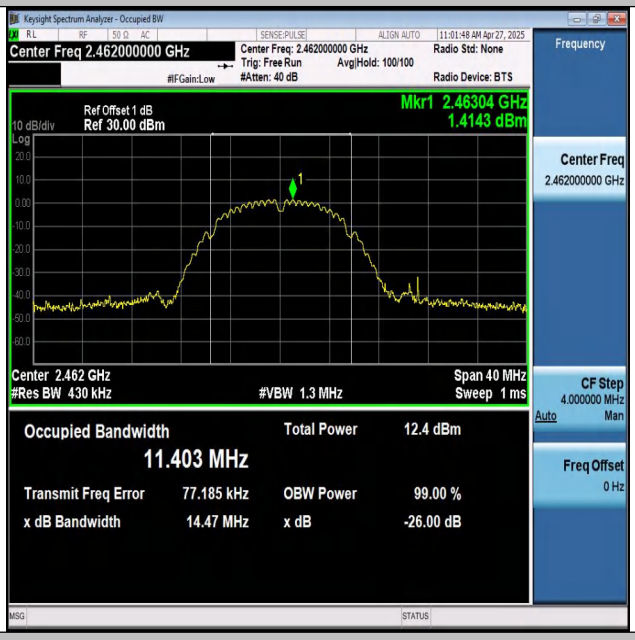

11B-Ant2-2462

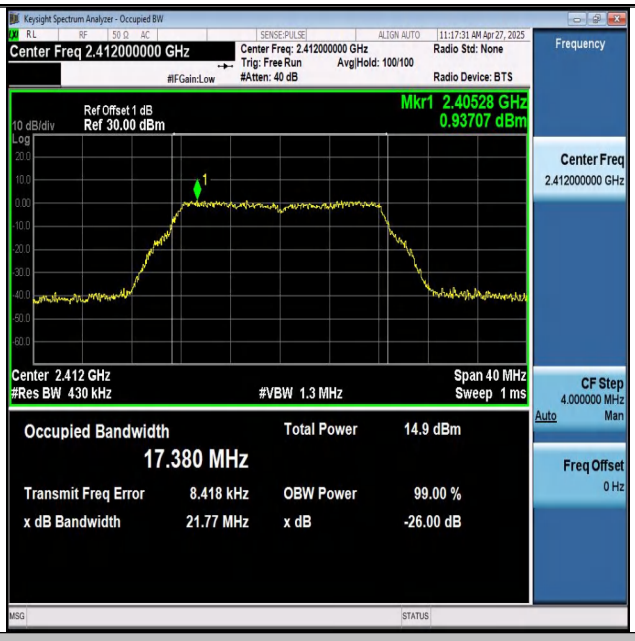

11G-Ant1-2412

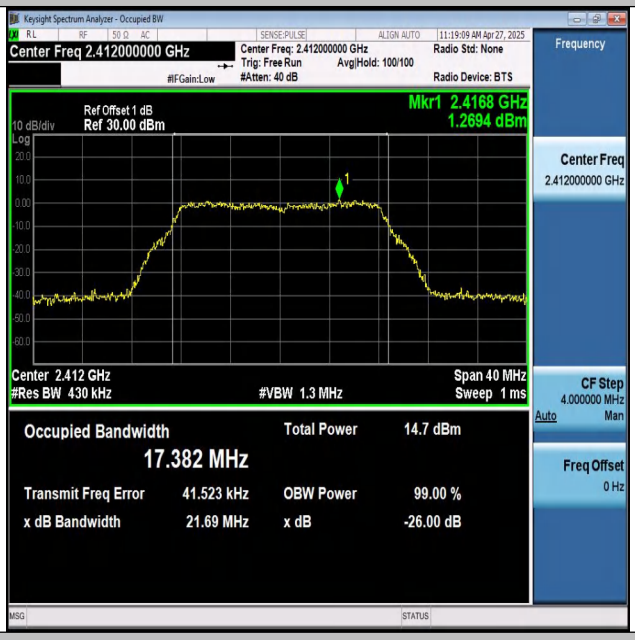

11G-Ant2-2412

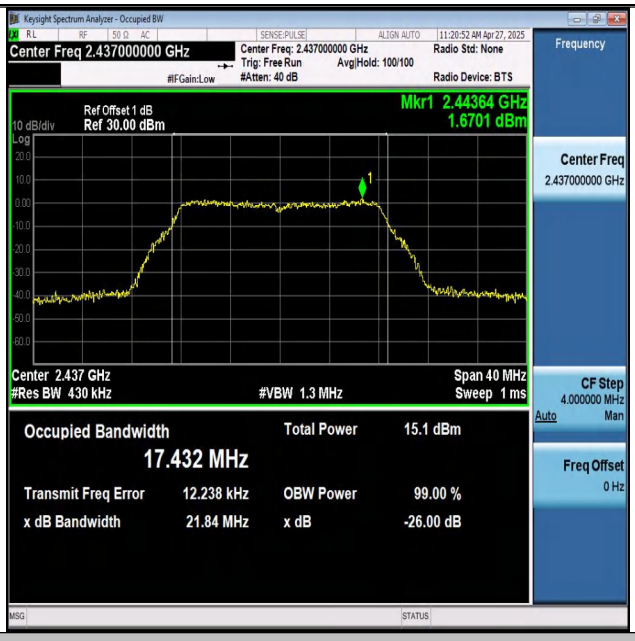

11G-Ant2-2437

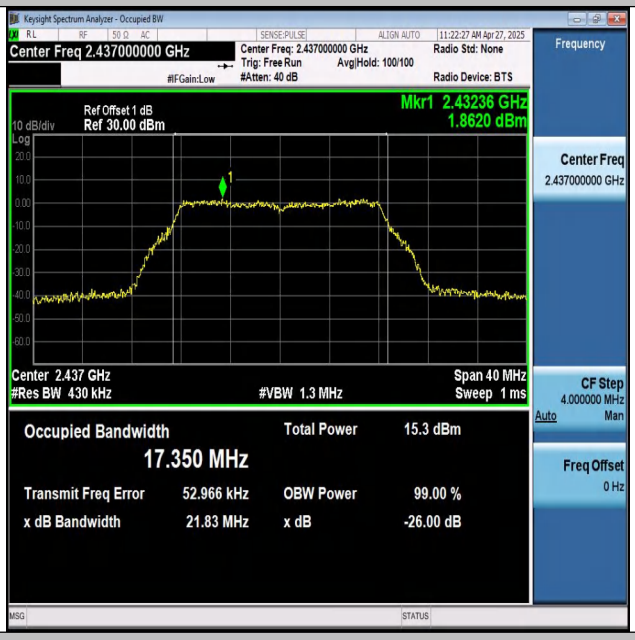

11G-Ant1-2437

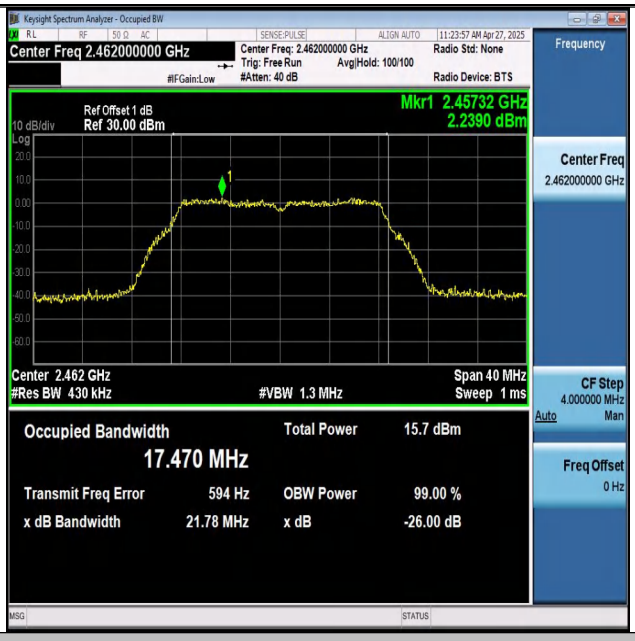

11G-Ant1-2462

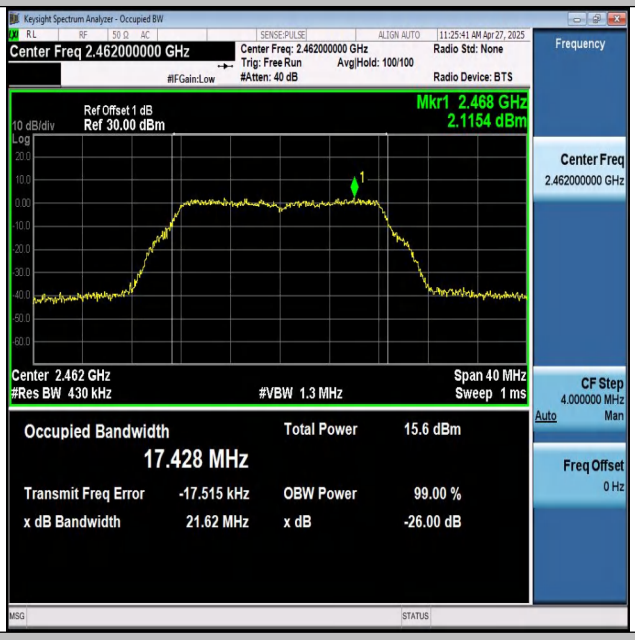

11G-Ant2-2462

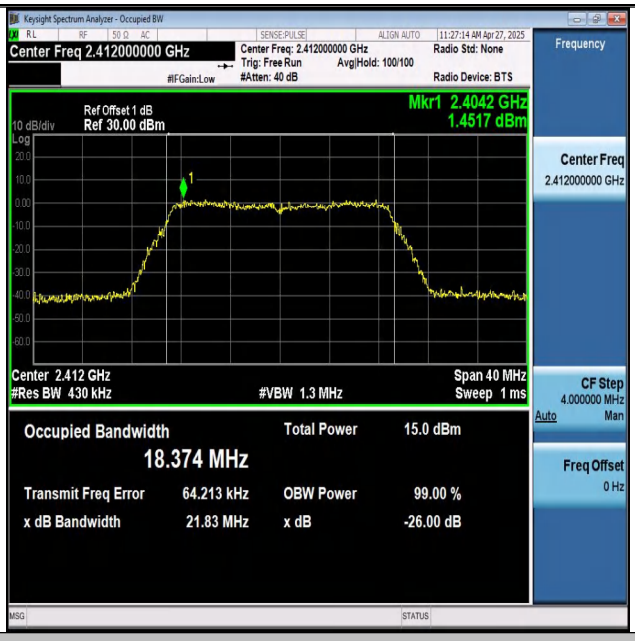

11N20 -Ant1-2412

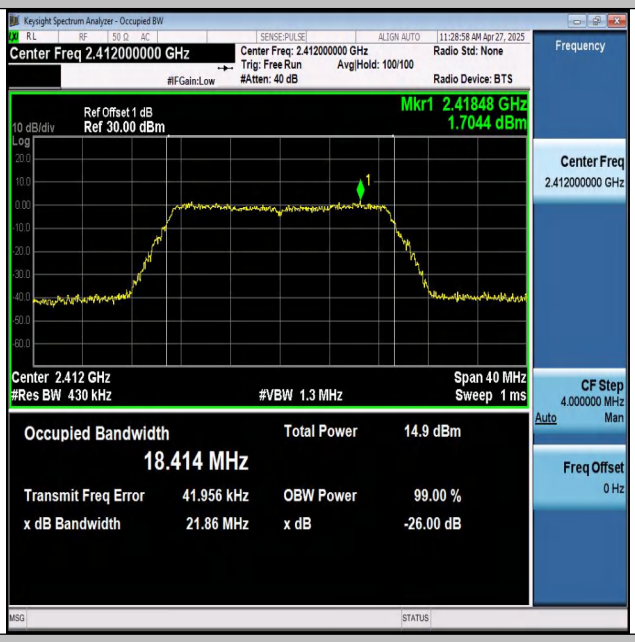

11N20 -Ant2-2412

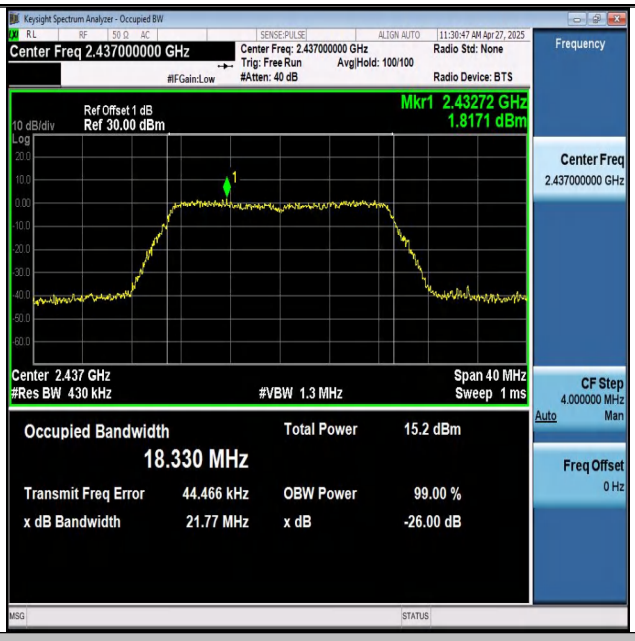

11N20 -Ant1-2437

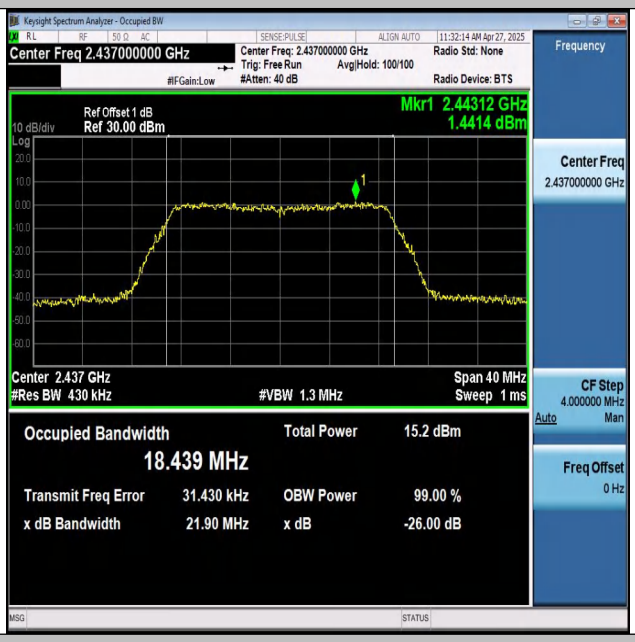

11N20 -Ant2-2437

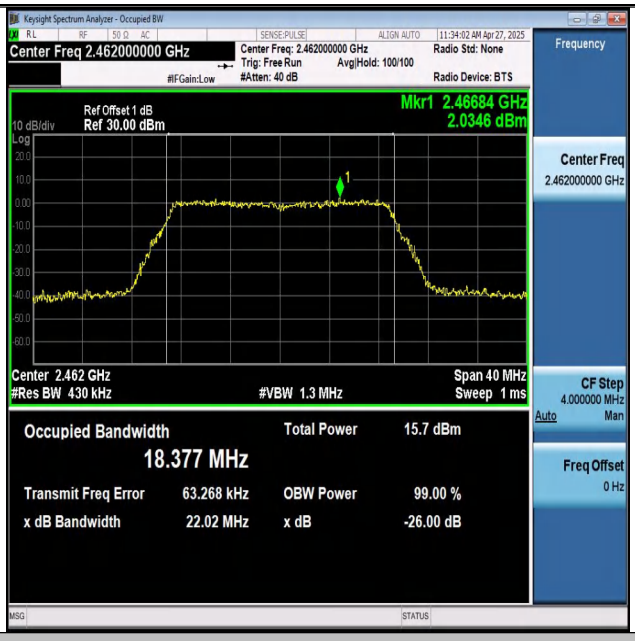

11N20 -Ant1-2462

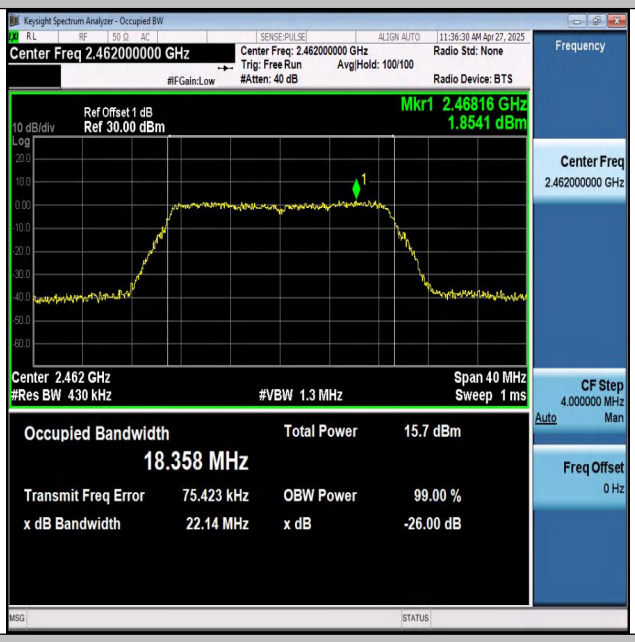

11N20 -Ant2-2462

Appendix C: Maximum conducted output power

Test Result Average

Test Mode	Antenna	Frequency[MHz]	Average power [dBm]	Duty Cycle [%]	DC Factor [dB]	Result [dBm]	Limit [dBm]	Verdict
11B	Ant1	2412	8.32	100.00	0.00	8.32	≤30.00	PASS
11B	Ant2	2412	8.33	100.00	0.00	8.33	≤30.00	PASS
11B	Ant1	2437	8.00	100.00	0.00	8.00	≤30.00	PASS
11B	Ant2	2437	8.47	100.00	0.00	8.47	≤30.00	PASS
11B	Ant1	2462	8.36	100.00	0.00	8.36	≤30.00	PASS
11B	Ant2	2462	8.72	100.00	0.00	8.72	≤30.00	PASS
11G	Ant1	2412	8.54	92.67	0.33	8.87	≤30.00	PASS
11G	Ant2	2412	9.09	92.67	0.33	9.42	≤30.00	PASS
11G	Ant1	2437	8.67	92.67	0.33	9.00	≤30.00	PASS
11G	Ant2	2437	8.77	92.72	0.33	9.10	≤30.00	PASS
11G	Ant1	2462	8.53	92.67	0.33	8.86	≤30.00	PASS
11G	Ant2	2462	8.61	92.67	0.33	8.94	≤30.00	PASS
11N20	Ant1	2412	8.95	92.25	0.35	9.30	≤30.00	PASS
11N20	Ant2	2412	8.93	92.25	0.35	9.28	≤30.00	PASS
11N20	Ant1	2437	8.58	92.25	0.35	8.93	≤30.00	PASS
11N20	Ant2	2437	8.60	92.25	0.35	8.95	≤30.00	PASS
11N20	Ant1	2462	8.48	92.25	0.35	8.83	≤30.00	PASS
11N20	Ant2	2462	8.46	92.25	0.35	8.81	≤30.00	PASS

Note：The Duty Cycle Factor(10*log(1/D)) and cable loss are compensated in the graph.

Test Graphs Average

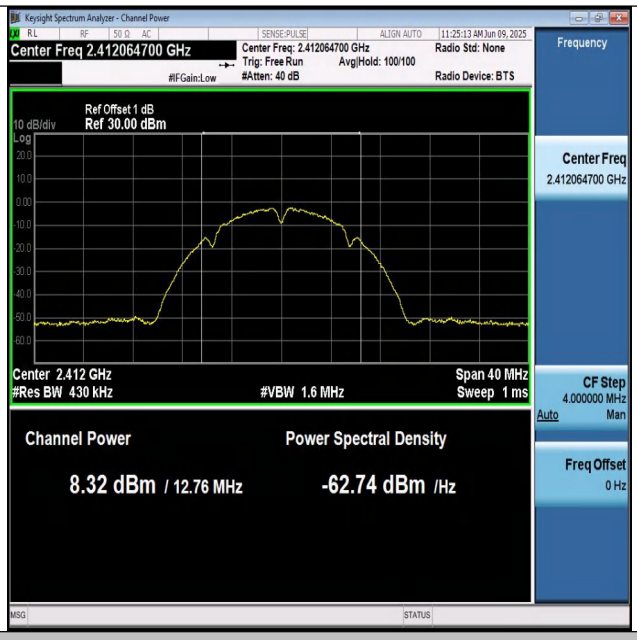

11B-Ant1-2412-PASS

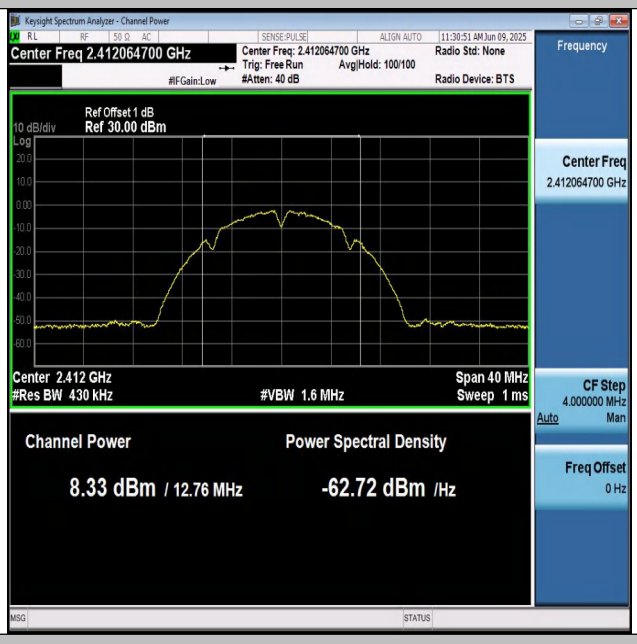

11B-Ant2-2412-PASS

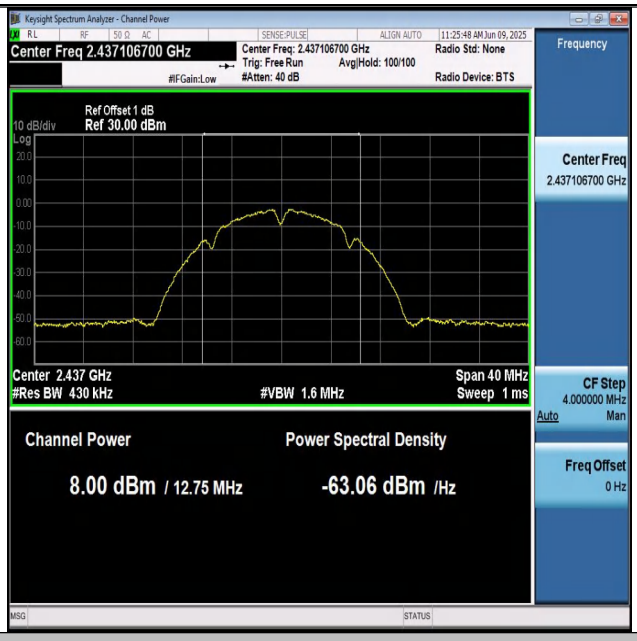

11B-Ant1-2437-PASS

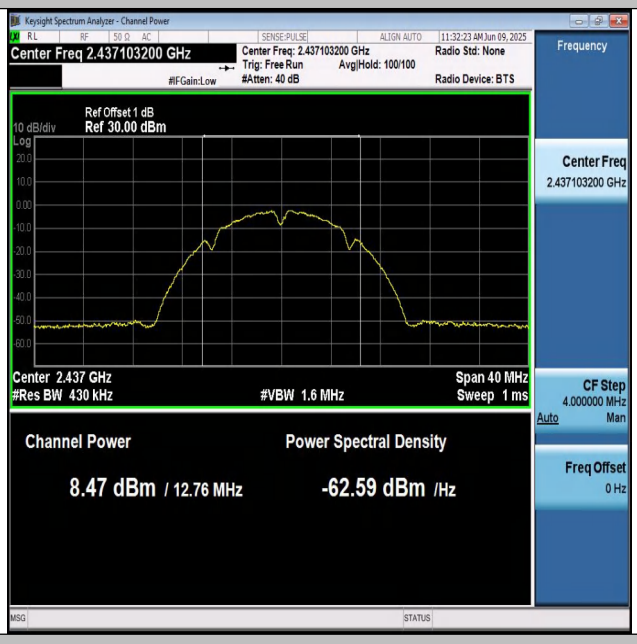

11B-Ant2-2437-PASS

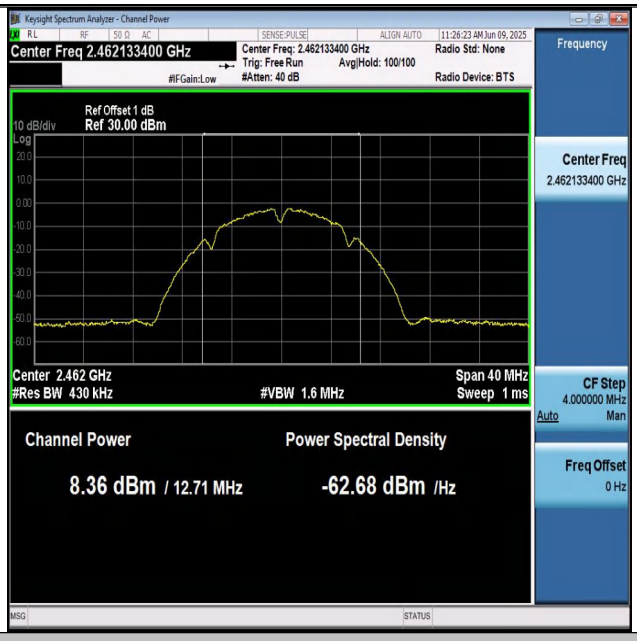

11B-Ant1-2462-PASS

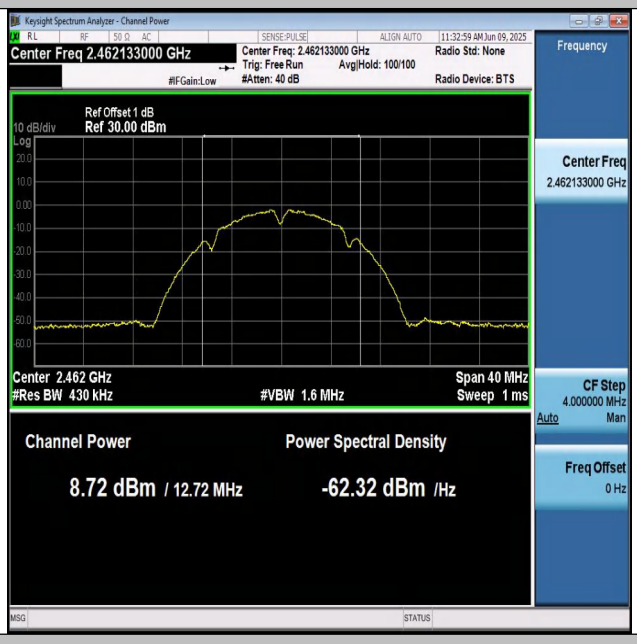

11B-Ant2-2462-PASS

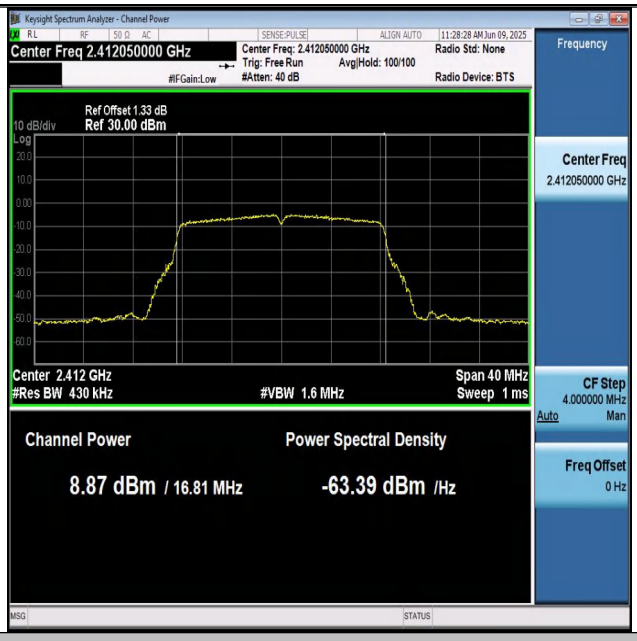

11G-Ant1-2412-PASS

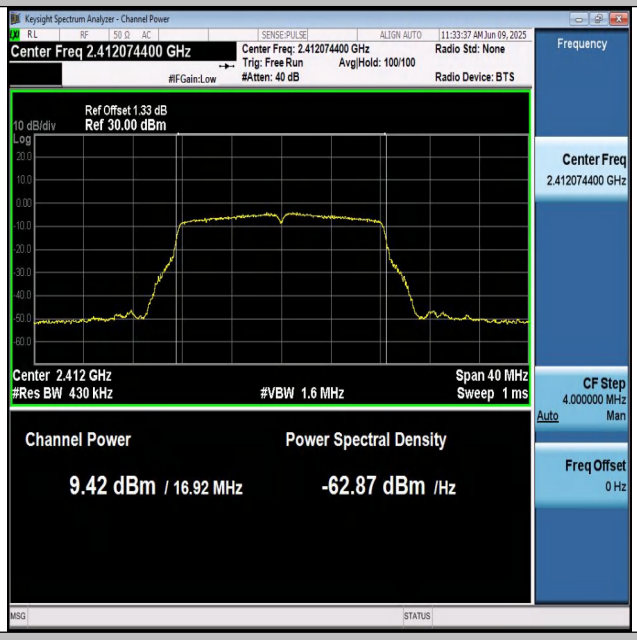

11G-Ant2-2412-PASS

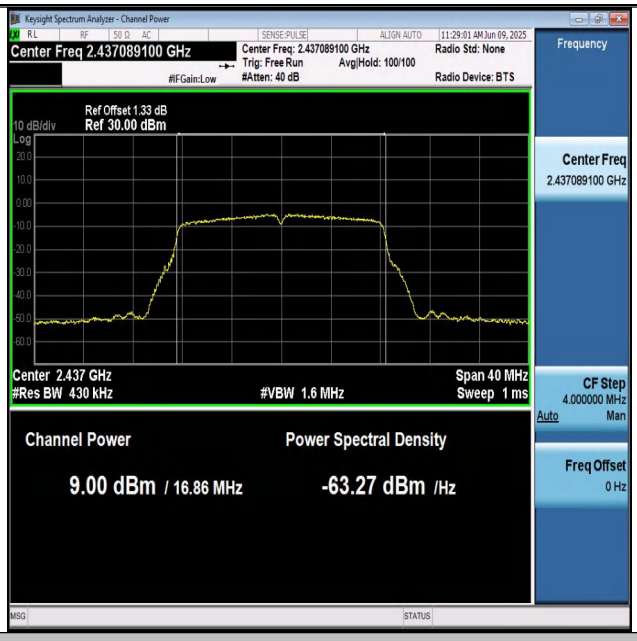

11G-Ant1-2437-PASS

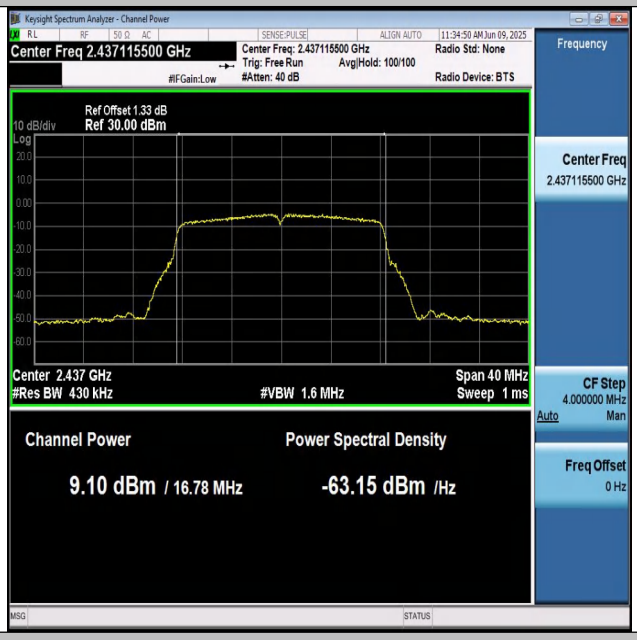

11G-Ant2-2437-PASS

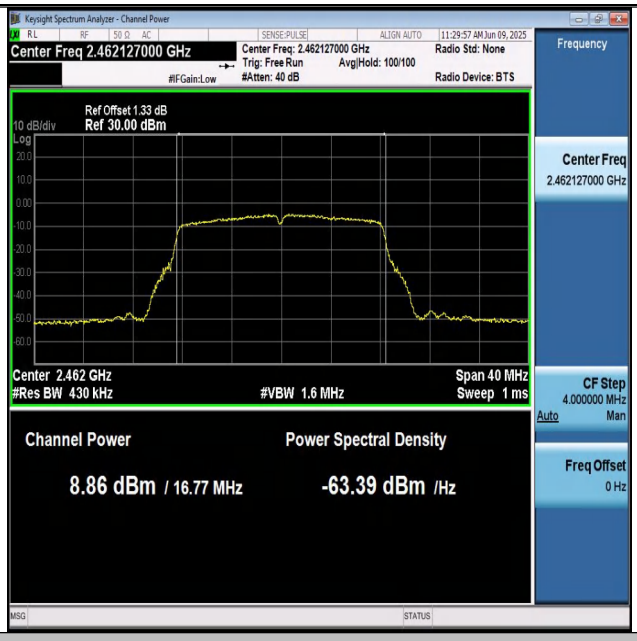

11G-Ant1-2462-PASS

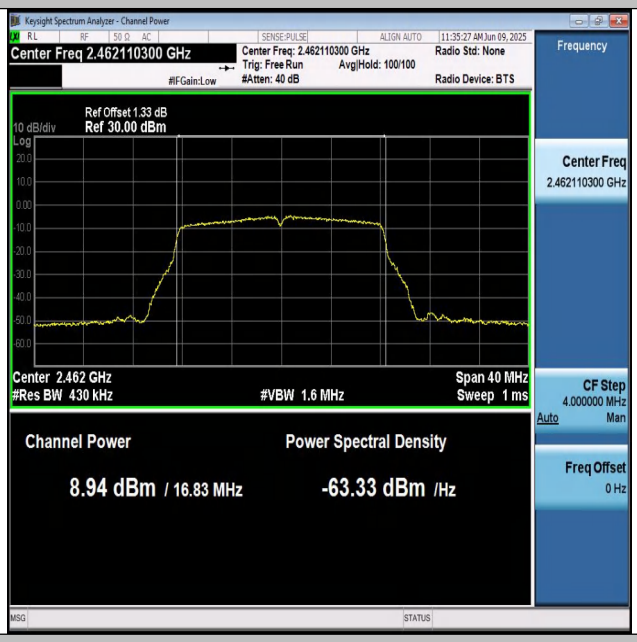

11G-Ant2-2462-PASS

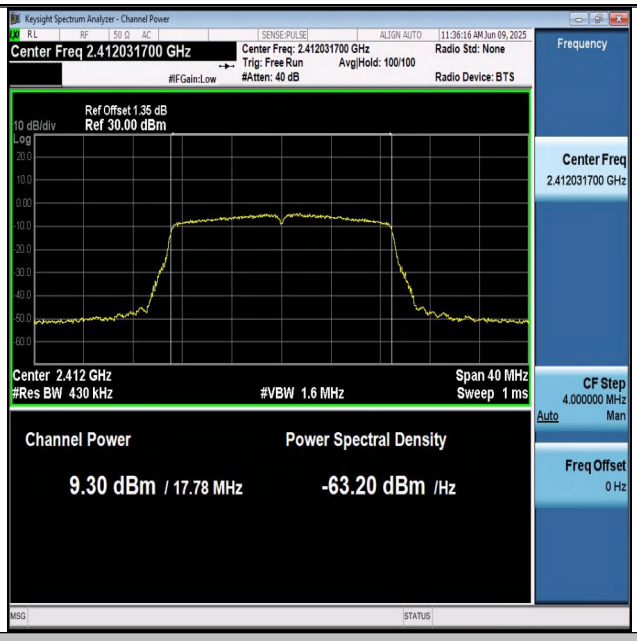

11N20-Ant1-2412-PASS

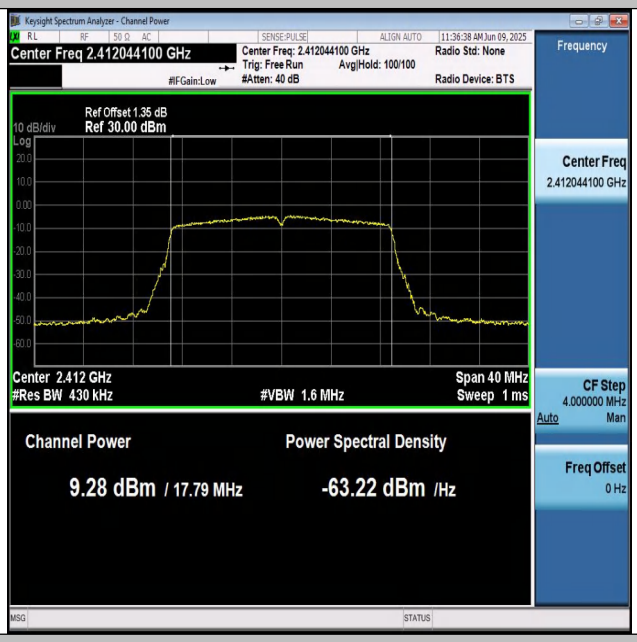

11N20-Ant2-2412-PASS

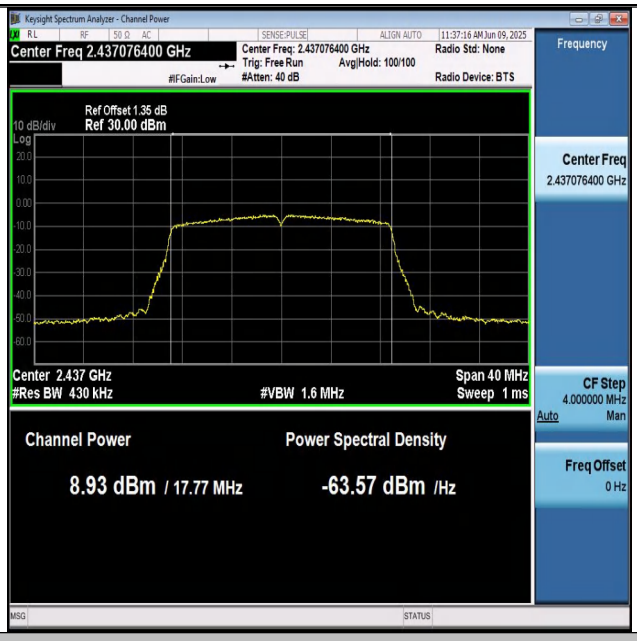

11N20-Ant1-2437-PASS

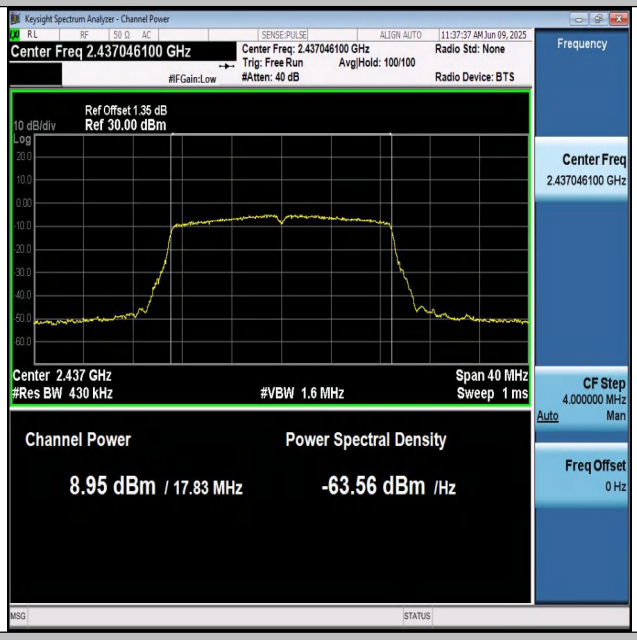

11N20-Ant2-2437-PASS