Test Mode :	802.11ax40 Full RU	Test Channel :	09

100kHz PSD reference Level	High Channel Plot
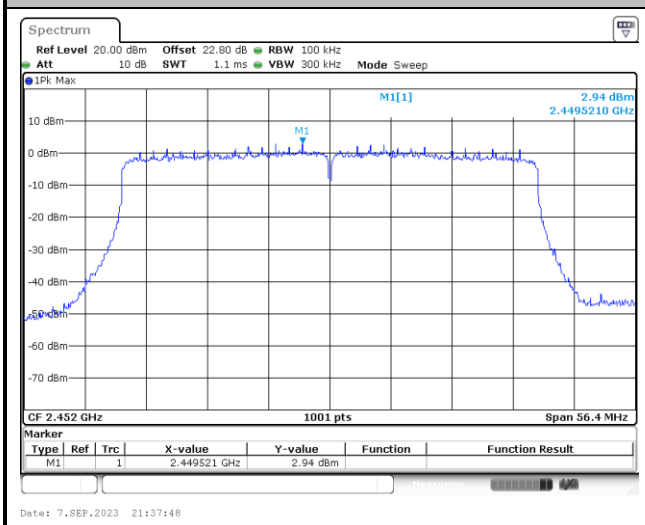	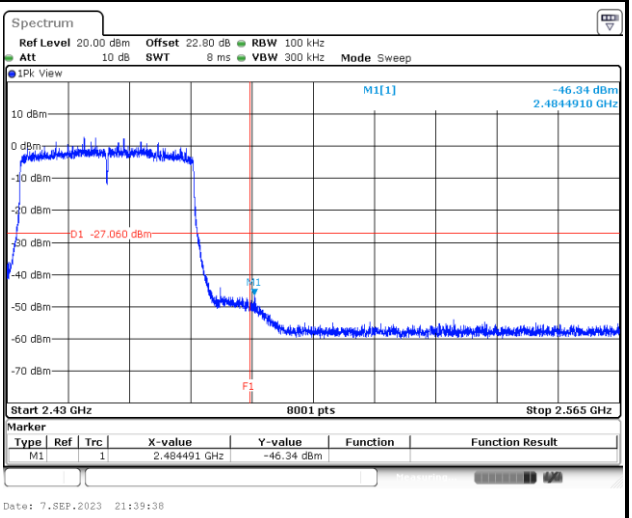
Spurious Emission 30MHz~1GHz	**Spurious Emission 1GHz~26.5GHz**
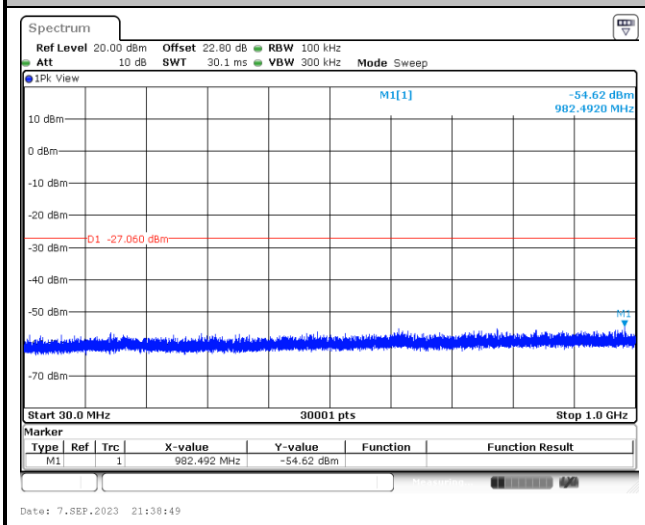	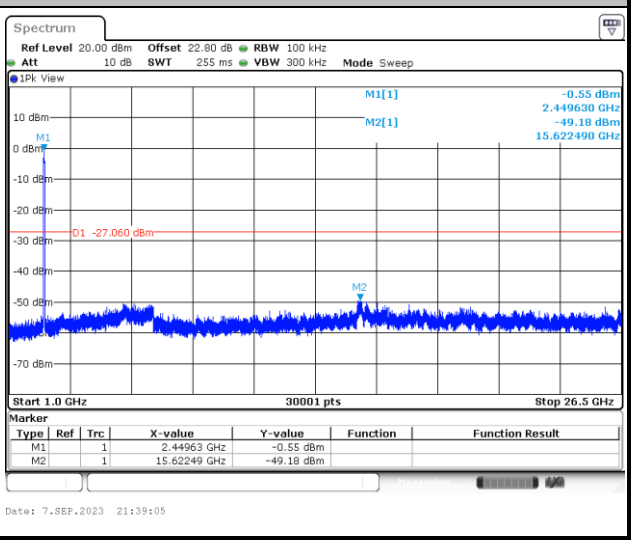

Appendix B. AC Conducted Emission Test Results

Test Engineer :	Calvin Wang	**Temperature :**	23~26℃
		Relative Humidity :	45~55%

EUT Information

Report NO :	371809
Test Mode :	Mode 1
Test Voltage :	120Vac/60Hz
Phase :	Line

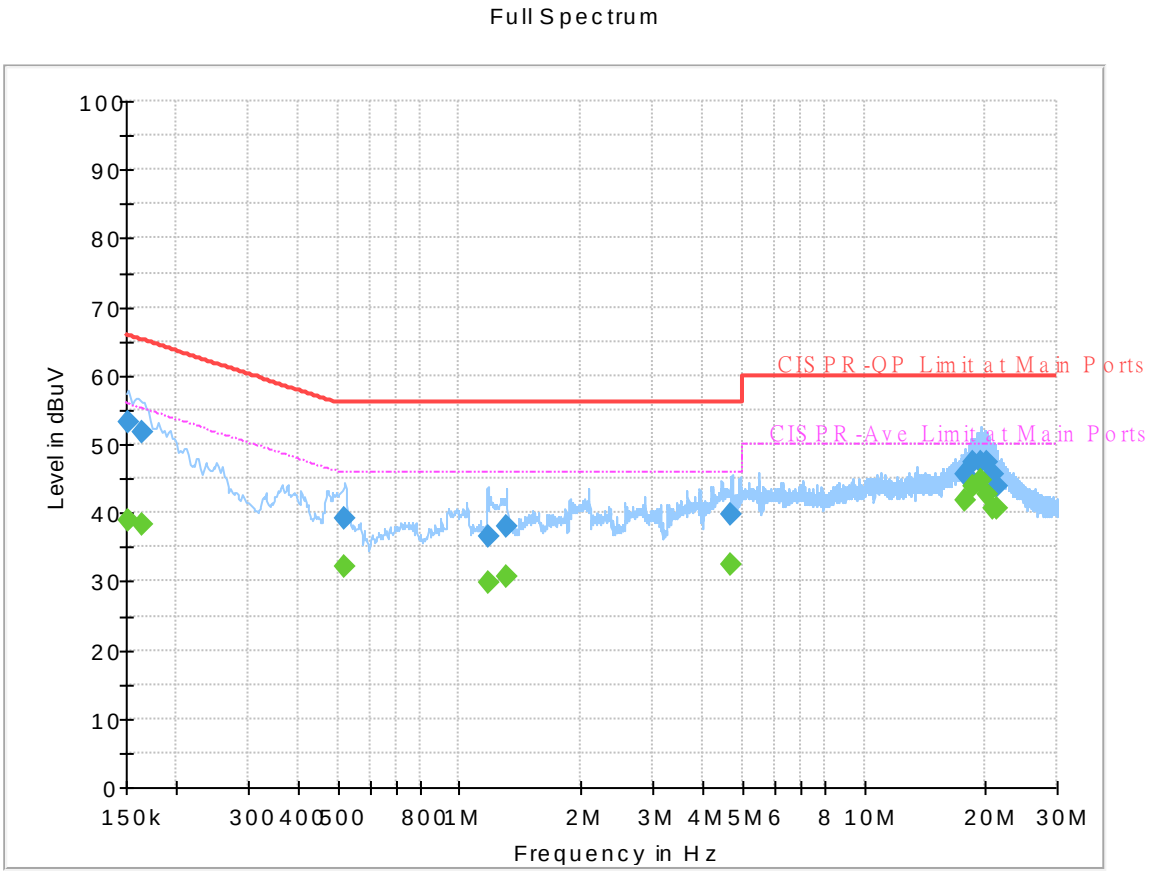

Final_Result

Frequency (MHz)	QuasiPeak (dBuV)	CAverage (dBuV)	Limit (dBuV)	Margin (dB)	Line	Filter	Corr. (dB)
0.152250	---	38.79	55.88	17.09	L1	OFF	19.7
0.152250	53.18	---	65.88	12.70	L1	OFF	19.7
0.163500	---	38.24	55.28	17.04	L1	OFF	19.7
0.163500	51.67	---	65.28	13.61	L1	OFF	19.7
0.521250	---	32.16	46.00	13.84	L1	OFF	19.7
0.521250	39.27	---	56.00	16.73	L1	OFF	19.7
1.173750	---	29.74	46.00	16.26	L1	OFF	19.8
1.173750	36.41	---	56.00	19.59	L1	OFF	19.8
1.304250	---	30.63	46.00	15.37	L1	OFF	19.8
1.304250	37.91	---	56.00	18.09	L1	OFF	19.8
4.708500	---	32.48	46.00	13.52	L1	OFF	19.9
4.708500	39.82	---	56.00	16.18	L1	OFF	19.9
17.830500	---	41.88	50.00	8.12	L1	OFF	20.3
17.830500	45.60	---	60.00	14.40	L1	OFF	20.3
18.609000	---	43.73	50.00	6.27	L1	OFF	20.3
18.609000	47.48	---	60.00	12.52	L1	OFF	20.3
19.416750	---	44.66	50.00	5.34	L1	OFF	20.3
19.416750	47.51	---	60.00	12.49	L1	OFF	20.3
20.177250	---	42.62	50.00	7.38	L1	OFF	20.3
20.177250	47.47	---	60.00	12.53	L1	OFF	20.3
20.721750	---	40.65	50.00	9.35	L1	OFF	20.3

20.721750	**45.50**	**---**	**60.00**	**14.50**	**L1**	**OFF**	**20.3**
21.286500	**---**	**40.74**	**50.00**	**9.26**	**L1**	**OFF**	**20.3**
21.286500	**43.99**	**---**	**60.00**	**16.01**	**L1**	**OFF**	**20.3**

EUT Information

Report NO :	371809
Test Mode :	Mode 1
Test Voltage :	120Vac/60Hz
Phase :	Neutral

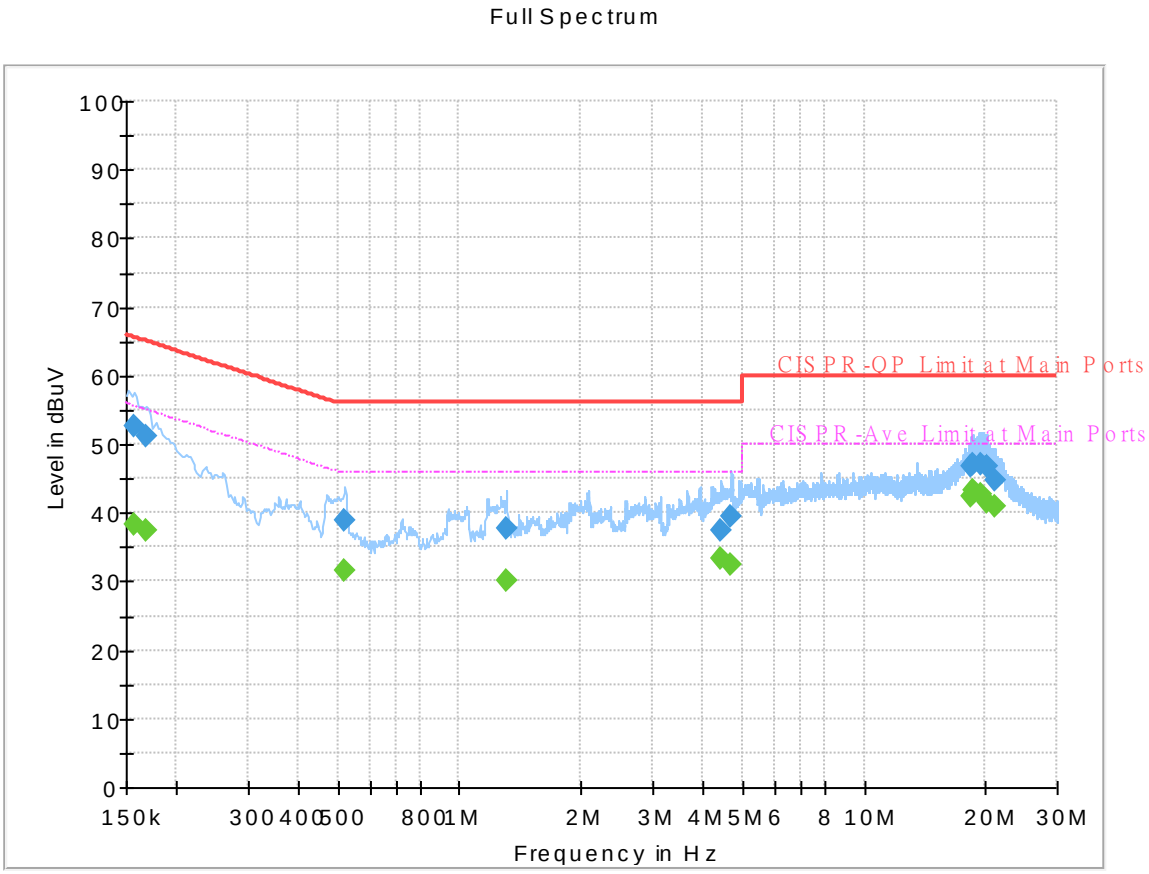

Final_Result

Frequency (MHz)	QuasiPeak (dBuV)	CAverage (dBuV)	Limit (dBuV)	Margin (dB)	Line	Filter	Corr. (dB)
0.156750	---	38.45	55.63	17.18	N	OFF	19.7
0.156750	52.69	---	65.63	12.94	N	OFF	19.7
0.168000	---	37.38	55.06	17.68	N	OFF	19.7
0.168000	51.27	---	65.06	13.79	N	OFF	19.7
0.519000	---	31.63	46.00	14.37	N	OFF	19.7
0.519000	38.85	---	56.00	17.15	N	OFF	19.7
1.304250	---	30.13	46.00	15.87	N	OFF	19.8
1.304250	37.70	---	56.00	18.30	N	OFF	19.8
4.422750	---	33.32	46.00	12.68	N	OFF	19.9
4.422750	37.48	---	56.00	18.52	N	OFF	19.9
4.706250	---	32.55	46.00	13.45	N	OFF	19.9
4.706250	39.60	---	56.00	16.40	N	OFF	19.9
18.352500	---	42.39	50.00	7.61	N	OFF	20.4
18.352500	46.70	---	60.00	13.30	N	OFF	20.4
18.611250	---	43.36	50.00	6.64	N	OFF	20.4
18.611250	47.16	---	60.00	12.84	N	OFF	20.4
19.565250	---	42.76	50.00	7.24	N	OFF	20.4
19.565250	46.94	---	60.00	13.06	N	OFF	20.4
20.179500	---	41.59	50.00	8.41	N	OFF	20.4
20.179500	46.64	---	60.00	13.36	N	OFF	20.4
20.980500	---	41.02	50.00	8.98	N	OFF	20.5

20.980500	**44.67**	**---**	**60.00**	**15.33**	**N**	**OFF**	**20.5**

Appendix C. Radiated Spurious Emission

Test Engineer :	John Chuang, David Dai and Howard Huang	Temperature :	18.6~22.4°C
		Relative Humidity :	66.8~69.2%

2.4GHz 2400~2483.5MHz

WIFI 802.11b (Band Edge @ 3m)

WIFI Ant. 1+2	Note	Frequency (MHz)	Level (dBμV/m)	Margin (dB)	Limit Line (dBμV/m)	Read Level (dBμV)	Antenna Factor (dB/m)	Path Loss (dB)	Preamp Factor (dB)	Ant Pos (cm)	Table Pos (deg)	Peak Avg. (P/A)	Pol. (H/V)
802.11b CH 01 2412MHz		2386.125	52.51	-21.49	74	42.58	27.37	18.62	36.06	254	180	P	H
		2390	42.83	-11.17	54	32.88	27.38	18.63	36.06	254	180	A	H
	*	2412	115.18	-	-	105.12	27.45	18.67	36.06	254	180	P	H
	*	2412	112	-	-	101.94	27.45	18.67	36.06	254	180	A	H
													H
													H
		2385.18	51.11	-22.89	74	41.18	27.37	18.62	36.06	153	350	P	V
		2387.175	41.27	-12.73	54	31.34	27.37	18.62	36.06	153	350	A	V
	*	2412	114.7	-	-	104.64	27.45	18.67	36.06	153	350	P	V
	*	2412	111.54	-	-	101.48	27.45	18.67	36.06	153	350	A	V
													V
													V
802.11b CH 06 2437MHz		2388.56	53.23	-20.77	74	43.28	27.38	18.63	36.06		184	P	H
		2387.92	43.53	-10.47	54	33.58	27.38	18.63	36.06		184	A	H
	*	2437	116	-	-	105.8	27.55	18.72	36.07		184	P	H
	*	2437	113.04	-	-	102.84	27.55	18.72	36.07		184	A	H
		2485.12	53.72	-20.28	74	43.25	27.74	18.82	36.09		184	P	H
		2485.04	42.72	-11.28	54	32.25	27.74	18.82	36.09		184	A	H
		2390	52.39	-21.61	74	42.44	27.38	18.63	36.06	110	350	P	V
		2390	42.86	-11.14	54	32.91	27.38	18.63	36.06	110	350	A	V
	*	2437	116.54	-	-	106.34	27.55	18.72	36.07	110	350	P	V
	*	2437	113.56	-	-	103.36	27.55	18.72	36.07	110	350	A	V
		2483.52	52.33	-21.67	74	41.87	27.73	18.82	36.09	110	350	P	V
		2483.84	42.69	-11.31	54	32.22	27.74	18.82	36.09	110	350	A	V

WIFI Ant. 1+2	Note	Frequency (MHz)	Level (dBμV/m)	Margin (dB)	Limit Line (dBμV/m)	Read Level (dBμV)	Antenna Factor (dB/m)	Path Loss (dB)	Preamp Factor (dB)	Ant Pos (cm)	Table Pos (deg)	Peak Avg. (P/A)	Pol. (H/V)
802.11b CH 11 2462MHz	*	2462	114.04	-	-	103.7	27.65	18.77	36.08	300	195	P	H
	*	2462	110.95	-	-	100.61	27.65	18.77	36.08	300	195	A	H
		2486.08	52.21	-21.79	74	41.74	27.74	18.82	36.09	300	195	P	H
		2486.04	42.22	-11.78	54	31.75	27.74	18.82	36.09	300	195	A	H
													H
													H
	*	2462	115.19	-	-	104.85	27.65	18.77	36.08	400	348	P	V
	*	2462	112	-	-	101.66	27.65	18.77	36.08	400	348	A	V
		2483.92	53.15	-20.85	74	42.68	27.74	18.82	36.09	400	348	P	V
		2485.12	42.88	-11.12	54	32.41	27.74	18.82	36.09	400	348	A	V
													V
													V
Remark	1. No other spurious found. 2. All results are PASS against Peak and Average limit line.												

2.4GHz 2400~2483.5MHz

WIFI 802.11b (Harmonic @ 3m)

WIFI Ant. 1+2	Note	Frequency (MHz)	Level (dBμV/m)	Margin (dB)	Limit Line (dBμV/m)	Read Level (dBμV)	Antenna Factor (dB/m)	Path Loss (dB)	Preamp Factor (dB)	Ant Pos (cm)	Table Pos (deg)	Peak Avg. (P/A)	Pol. (H/V)
802.11b CH 01 2412MHz		4824	44.53	-29.47	74	36.36	32.44	12.95	37.22	-	-	P	H
													H
													H
													H
													H
													H
													H
													H
													H
													H
													H
													H
		4824	44.17	-29.83	74	36	32.44	12.95	37.22	-	-	P	V
													V
													V
													V
													V
													V
													V
													V
													V
													V
													V
													V

WIFI Ant. 1+2	Note	Frequency (MHz)	Level (dBμV/m)	Margin (dB)	Limit Line (dBμV/m)	Read Level (dBμV)	Antenna Factor (dB/m)	Path Loss (dB)	Preamp Factor (dB)	Ant Pos (cm)	Table Pos (deg)	Peak Avg. (P/A)	Pol. (H/V)
802.11b CH 06 2437MHz		4874	44.71	-29.29	74	36.23	32.65	13.09	37.26	-	-	P	H
		7311	48.81	-25.19	74	34.24	36.86	15.88	38.17	400	176	P	H
		7311	38.3	-15.7	54	23.73	36.86	15.88	38.17	400	176	A	H
													H
													H
													H
													H
													H
													H
													H
													H
													H
		4874	43.31	-30.69	74	34.83	32.65	13.09	37.26	-	-	P	V
		7311	48.73	-25.27	74	34.16	36.86	15.88	38.17	100	181	P	V
		7311	38.33	-15.67	54	23.76	36.86	15.88	38.17	100	181	A	V
													V
													V
													V
													V
													V
													V
													V
													V
													V

WIFI Ant. 1+2	Note	Frequency (MHz)	Level (dBμV/m)	Margin (dB)	Limit Line (dBμV/m)	Read Level (dBμV)	Antenna Factor (dB/m)	Path Loss (dB)	Preamp Factor (dB)	Ant Pos (cm)	Table Pos (deg)	Peak Avg. (P/A)	Pol. (H/V)
802.11b CH 11 2462MHz		4924	44.49	-29.51	74	35.76	32.8	13.23	37.3	-	-	P	H
		7386	49.33	-24.67	74	35.01	36.56	15.98	38.22	400	175	P	H
		7386	37.87	-16.13	54	23.55	36.56	15.98	38.22	400	175	A	H
													H
													H
													H
													H
													H
													H
													H
													H
													H
		4924	44.96	-29.04	74	36.23	32.8	13.23	37.3	-	-	P	V
		7386	49.47	-24.53	74	35.15	36.56	15.98	38.22	100	215	P	V
		7386	37.92	-16.08	54	23.6	36.56	15.98	38.22	100	215	A	V
													V
													V
													V
													V
													V
													V
													V
													V
													V

Remark

1. No other spurious found.
2. All results are PASS against Peak and Average limit line.
3. The emission position marked as "-" means no suspected emission found with sufficient margin against limit line or noise floor only.

2.4GHz 2400~2483.5MHz

WIFI 802.11g (Band Edge @ 3m)

WIFI Ant. 1+2	Note	Frequency (MHz)	Level (dBμV/m)	Margin (dB)	Limit Line (dBμV/m)	Read Level (dBμV)	Antenna Factor (dB/m)	Path Loss (dB)	Preamp Factor (dB)	Ant Pos (cm)	Table Pos (deg)	Peak Avg. (P/A)	Pol. (H/V)
802.11g CH 01 2412MHz		2390	57.96	-16.04	74	48.01	27.38	18.63	36.06	210	178	P	H
		2390	47.18	-6.82	54	37.23	27.38	18.63	36.06	210	178	A	H
	*	2412	116.6	-	-	106.54	27.45	18.67	36.06	210	178	P	H
	*	2412	108.64	-	-	98.58	27.45	18.67	36.06	210	178	A	H
													H
													H
		2389.695	60.11	-13.89	74	50.16	27.38	18.63	36.06	100	320	P	V
		2390	47.59	-6.41	54	37.64	27.38	18.63	36.06	100	320	A	V
	*	2412	114.66	-	-	104.6	27.45	18.67	36.06	100	320	P	V
	*	2412	106.83	-	-	96.77	27.45	18.67	36.06	100	320	A	V
													V
													V
802.11g CH 06 2437MHz		2388.72	52.49	-21.51	74	42.54	27.38	18.63	36.06	300	185	P	H
		2390	41.92	-12.08	54	31.97	27.38	18.63	36.06	300	185	A	H
	*	2437	116.29	-	-	106.09	27.55	18.72	36.07	300	185	P	H
	*	2437	108.5	-	-	98.3	27.55	18.72	36.07	300	185	A	H
		2484.56	51.88	-22.12	74	41.41	27.74	18.82	36.09	300	185	P	H
		2486	41.63	-12.37	54	31.16	27.74	18.82	36.09	300	185	A	H
		2384.24	51.38	-22.62	74	41.45	27.37	18.62	36.06	100	321	P	V
		2389.84	41.79	-12.21	54	31.84	27.38	18.63	36.06	100	321	A	V
	*	2437	116.18	-	-	105.98	27.55	18.72	36.07	100	321	P	V
	*	2437	108.52	-	-	98.32	27.55	18.72	36.07	100	321	A	V
		2483.84	52.6	-21.4	74	42.13	27.74	18.82	36.09	100	321	P	V
		2483.52	42.16	-11.84	54	31.7	27.73	18.82	36.09	100	321	A	V

WIFI Ant. 1+2	Note	Frequency (MHz)	Level (dBμV/m)	Margin (dB)	Limit Line (dBμV/m)	Read Level (dBμV)	Antenna Factor (dB/m)	Path Loss (dB)	Preamp Factor (dB)	Ant Pos (cm)	Table Pos (deg)	Peak Avg. (P/A)	Pol. (H/V)
802.11g CH 11 2462MHz	*	2462	115.38	-	-	105.04	27.65	18.77	36.08	303	186	P	H
	*	2462	107.52	-	-	97.18	27.65	18.77	36.08	303	186	A	H
		2484.16	58.37	-15.63	74	47.9	27.74	18.82	36.09	303	186	P	H
		2484.2	47.13	-6.87	54	36.66	27.74	18.82	36.09	303	186	A	H
													H
													H
	*	2462	116.14	-	-	105.8	27.65	18.77	36.08	105	352	P	V
	*	2462	108.09	-	-	97.75	27.65	18.77	36.08	105	352	A	V
		2483.68	61.25	-12.75	74	50.79	27.73	18.82	36.09	105	352	P	V
		2483.52	49.82	-4.18	54	39.36	27.73	18.82	36.09	105	352	A	V
													V
													V
Remark	1. No other spurious found. 2. All results are PASS against Peak and Average limit line.												

2.4GHz 2400~2483.5MHz

WIFI 802.11g (Harmonic @ 3m)

WIFI Ant. 1+2	Note	Frequency (MHz)	Level (dBμV/m)	Margin (dB)	Limit Line (dBμV/m)	Read Level (dBμV)	Antenna Factor (dB/m)	Path Loss (dB)	Preamp Factor (dB)	Ant Pos (cm)	Table Pos (deg)	Peak Avg. (P/A)	Pol. (H/V)
802.11g CH 01 2412MHz		4824	43.95	-30.05	74	35.78	32.44	12.95	37.22	-	-	P	H
													H
													H
													H
													H
													H
													H
													H
													H
													H
													H
													H
		4824	43.81	-30.19	74	35.64	32.44	12.95	37.22	-	-	P	V
													V
													V
													V
													V
													V
													V
													V
													V
													V
													V
													V

WIFI Ant. 1+2	Note	Frequency (MHz)	Level (dBμV/m)	Margin (dB)	Limit Line (dBμV/m)	Read Level (dBμV)	Antenna Factor (dB/m)	Path Loss (dB)	Preamp Factor (dB)	Ant Pos (cm)	Table Pos (deg)	Peak Avg. (P/A)	Pol. (H/V)
802.11g CH 06 2437MHz		4874	44.44	-29.56	74	35.96	32.65	13.09	37.26	-	-	P	H
		7311	48.79	-25.21	74	34.22	36.86	15.88	38.17	400	185	P	H
		7311	38.42	-15.58	54	23.85	36.86	15.88	38.17	400	185	A	H
													H
													H
													H
													H
													H
													H
													H
													H
													H
		4874	45.05	-28.95	74	36.57	32.65	13.09	37.26	-	-	P	V
		7311	49.03	-24.97	74	34.46	36.86	15.88	38.17	100	249	P	V
		7311	38.44	-15.56	54	23.87	36.86	15.88	38.17	100	249	A	V
													V
													V
													V
													V
													V
													V
													V
													V
													V

WIFI Ant. 1+2	Note	Frequency (MHz)	Level (dBμV/m)	Margin (dB)	Limit Line (dBμV/m)	Read Level (dBμV)	Antenna Factor (dB/m)	Path Loss (dB)	Preamp Factor (dB)	Ant Pos (cm)	Table Pos (deg)	Peak Avg. (P/A)	Pol. (H/V)
802.11g CH 11 2462MHz		4924	43.93	-30.07	74	35.2	32.8	13.23	37.3	-	-	P	H
		7386	48.2	-25.8	74	33.88	36.56	15.98	38.22	400	159	P	H
		7386	37.83	-16.17	54	23.51	36.56	15.98	38.22	400	159	A	H
													H
													H
													H
													H
													H
													H
													H
													H
													H
		4924	44.01	-29.99	74	35.28	32.8	13.23	37.3	-	-	P	V
		7386	48.52	-25.48	74	34.2	36.56	15.98	38.22	100	242	P	V
		7386	37.84	-16.16	54	23.52	36.56	15.98	38.22	100	242	A	V
													V
													V
													V
													V
													V
													V
													V
													V
													V

Remark

1. No other spurious found.
2. All results are PASS against Peak and Average limit line.
3. The emission position marked as "-" means no suspected emission found with sufficient margin against limit line or noise floor only.

2.4GHz 2400~2483.5MHz

WIFI 802.11ax HE20 Full (Band Edge @ 3m)

WIFI Ant. 1+2	Note	Frequency (MHz)	Level (dBμV/m)	Margin (dB)	Limit Line (dBμV/m)	Read Level (dBμV)	Antenna Factor (dB/m)	Path Loss (dB)	Preamp Factor (dB)	Ant Pos (cm)	Table Pos (deg)	Peak Avg. (P/A)	Pol. (H/V)
802.11ax HE20 Full CH 01 2412MHz		2389.275	58.97	-15.03	74	49.02	27.38	18.63	36.06	215	191	P	H
		2390	47.42	-6.58	54	37.47	27.38	18.63	36.06	215	191	A	H
	*	2412	117.08	-	-	107.02	27.45	18.67	36.06	215	191	P	H
	*	2412	106.52	-	-	96.46	27.45	18.67	36.06	215	191	A	H
													H
													H
		2390	60.83	-13.17	74	50.88	27.38	18.63	36.06	153	350	P	V
		2390	48.3	-5.7	54	38.35	27.38	18.63	36.06	153	350	A	V
	*	2412	114.73	-	-	104.67	27.45	18.67	36.06	153	350	P	V
	*	2412	104.88	-	-	94.82	27.45	18.67	36.06	153	350	A	V
													V
													V
802.11ax HE20 Full CH 06 2437MHz		2385.52	51.88	-22.12	74	41.95	27.37	18.62	36.06	298	184	P	H
		2389.84	41.78	-12.22	54	31.83	27.38	18.63	36.06	298	184	A	H
	*	2437	116.01	-	-	105.81	27.55	18.72	36.07	298	184	P	H
	*	2437	106.75	-	-	96.55	27.55	18.72	36.07	298	184	A	H
		2485.04	51.81	-22.19	74	41.34	27.74	18.82	36.09	298	184	P	H
		2486.4	41.55	-12.45	54	31.07	27.75	18.82	36.09	298	184	A	H
		2389.84	50.72	-23.28	74	40.77	27.38	18.63	36.06	100	312	P	V
		2390	40.63	-13.37	54	30.68	27.38	18.63	36.06	100	312	A	V
	*	2437	117.88	-	-	107.68	27.55	18.72	36.07	100	312	P	V
	*	2437	107.13	-	-	96.93	27.55	18.72	36.07	100	312	A	V
		2484.24	51.02	-22.98	74	40.55	27.74	18.82	36.09	100	312	P	V
		2483.52	41.09	-12.91	54	30.63	27.73	18.82	36.09	100	312	A	V

WIFI Ant. 1+2	Note	Frequency (MHz)	Level (dBµV/m)	Margin (dB)	Limit Line (dBµV/m)	Read Level (dBµV)	Antenna Factor (dB/m)	Path Loss (dB)	Preamp Factor (dB)	Ant Pos (cm)	Table Pos (deg)	Peak Avg. (P/A)	Pol. (H/V)
	*	2462	115.2	-	-	104.86	27.65	18.77	36.08	327	172	P	H
	*	2462	105.16	-	-	94.82	27.65	18.77	36.08	327	172	A	H
		2485	64.53	-9.47	74	54.06	27.74	18.82	36.09	327	172	P	H
		2486.08	48.82	-5.18	54	38.35	27.74	18.82	36.09	327	172	A	H
802.11ax													H
HE20 Full													H
CH 11	*	2462	112.42	-	-	102.08	27.65	18.77	36.08	307	310	P	V
2462MHz	*	2462	103.78	-	-	93.44	27.65	18.77	36.08	307	310	A	V
		2484.96	64.63	-9.37	74	54.16	27.74	18.82	36.09	307	310	P	V
		2483.76	49.74	-4.26	54	39.27	27.74	18.82	36.09	307	310	A	V
													V
													V
Remark	1. No other spurious found. 2. All results are PASS against Peak and Average limit line.												

2.4GHz 2400~2483.5MHz

WIFI 802.11 ax HE20 Full (Harmonic @ 3m)

WIFI Ant. 1+2	Note	Frequency (MHz)	Level (dBμV/m)	Margin (dB)	Limit Line (dBμV/m)	Read Level (dBμV)	Antenna Factor (dB/m)	Path Loss (dB)	Preamp Factor (dB)	Ant Pos (cm)	Table Pos (deg)	Peak Avg. (P/A)	Pol. (H/V)
		4824	43.64	-30.36	74	35.47	32.44	12.95	37.22	-	-	P	H
													H
													H
													H
													H
													H
													H
													H
													H
													H
802.11ax													H
HE20 Full													H
CH 01		4824	44.11	-29.89	74	35.94	32.44	12.95	37.22	-	-	P	V
2412MHz													V
													V
													V
													V
													V
													V
													V
													V
													V
													V
													V

WIFI Ant. 1+2	Note	Frequency (MHz)	Level (dBµV/m)	Margin (dB)	Limit Line (dBµV/m)	Read Level (dBµV)	Antenna Factor (dB/m)	Path Loss (dB)	Preamp Factor (dB)	Ant Pos (cm)	Table Pos (deg)	Peak Avg. (P/A)	Pol. (H/V)
		4874	43.9	-30.1	74	35.42	32.65	13.09	37.26	-	-	P	H
		7311	47.92	-26.08	74	33.35	36.86	15.88	38.17	-	-	P	H
													H
													H
													H
													H
													H
													H
													H
													H
802.11ax													H
HE20 Full													H
CH 06		4874	44.73	-29.27	74	36.25	32.65	13.09	37.26	-	-	P	V
2437MHz		7311	47.99	-26.01	74	33.42	36.86	15.88	38.17	-	-	P	V
													V
													V
													V
													V
													V
													V
													V
													V
													V
													V

WIFI Ant. 1+2	Note	Frequency (MHz)	Level (dBμV/m)	Margin (dB)	Limit Line (dBμV/m)	Read Level (dBμV)	Antenna Factor (dB/m)	Path Loss (dB)	Preamp Factor (dB)	Ant Pos (cm)	Table Pos (deg)	Peak Avg. (P/A)	Pol. (H/V)
		4924	43.96	-30.04	74	35.23	32.8	13.23	37.3	-	-	P	H
		7386	47.78	-26.22	74	33.46	36.56	15.98	38.22	-	-	P	H
													H
													H
													H
													H
													H
													H
													H
													H
802.11ax													H
HE20 Full													H
CH 11		4924	44.06	-29.94	74	35.33	32.8	13.23	37.3	-	-	P	V
2462MHz		7386	47.62	-26.38	74	33.3	36.56	15.98	38.22	-	-	P	V
													V
													V
													V
													V
													V
													V
													V
													V
													V
													V
Remark	1. No other spurious found. 2. All results are PASS against Peak and Average limit line. 3. The emission position marked as "-" means no suspected emission found with sufficient margin against limit line or noise floor only.												

2.4GHz 2400~2483.5MHz

WIFI 802.11ax HE40 Full (Band Edge @ 3m)

WIFI Ant. 1+2	Note	Frequency (MHz)	Level (dBμV/m)	Margin (dB)	Limit Line (dBμV/m)	Read Level (dBμV)	Antenna Factor (dB/m)	Path Loss (dB)	Preamp Factor (dB)	Ant Pos (cm)	Table Pos (deg)	Peak Avg. (P/A)	Pol. (H/V)
802.11ax HE40 Full CH 03 2422MHz		2388.56	62.64	-11.36	74	52.69	27.38	18.63	36.06	260	194	P	H
		2390	51.29	-2.71	54	41.34	27.38	18.63	36.06	260	194	A	H
	*	2422	113.76	-	-	103.65	27.49	18.69	36.07	260	194	P	H
	*	2422	102.74	-	-	92.63	27.49	18.69	36.07	260	194	A	H
		2487.92	52.26	-21.74	74	41.77	27.75	18.83	36.09	260	194	P	H
		2486.48	42.03	-11.97	54	31.55	27.75	18.82	36.09	260	194	A	H
		2386.32	61.81	-12.19	74	51.88	27.37	18.62	36.06	100	317	P	V
		2390	48.94	-5.06	54	38.99	27.38	18.63	36.06	100	317	A	V
	*	2422	110.7	-	-	100.59	27.49	18.69	36.07	100	317	P	V
	*	2422	100.77	-	-	90.66	27.49	18.69	36.07	100	317	A	V
		2484.64	52.73	-21.27	74	42.26	27.74	18.82	36.09	100	317	P	V
		2483.68	41.78	-12.22	54	31.32	27.73	18.82	36.09	100	317	A	V
802.11ax HE40 Full CH 06 2437MHz		2390	56.4	-17.6	74	46.45	27.38	18.63	36.06	232	187	P	H
		2390	44.85	-9.15	54	34.9	27.38	18.63	36.06	232	187	A	H
	*	2437	112.6	-	-	102.4	27.55	18.72	36.07	232	187	P	H
	*	2437	103.36	-	-	93.16	27.55	18.72	36.07	232	187	A	H
		2483.6	58.33	-15.67	74	47.87	27.73	18.82	36.09	232	187	P	H
		2483.52	46.8	-7.2	54	36.34	27.73	18.82	36.09	232	187	A	H
		2389.52	54.26	-19.74	74	44.31	27.38	18.63	36.06	100	353	P	V
		2390	41.84	-12.16	54	31.89	27.38	18.63	36.06	100	353	A	V
	*	2437	113.69	-	-	103.49	27.55	18.72	36.07	100	353	P	V
	*	2437	103.28	-	-	93.08	27.55	18.72	36.07	100	353	A	V
		2484.4	57.07	-16.93	74	46.6	27.74	18.82	36.09	100	353	P	V
		2483.52	45.73	-8.27	54	35.27	27.73	18.82	36.09	100	353	A	V

WIFI Ant. 1+2	Note	Frequency (MHz)	Level (dBμV/m)	Margin (dB)	Limit Line (dBμV/m)	Read Level (dBμV)	Antenna Factor (dB/m)	Path Loss (dB)	Preamp Factor (dB)	Ant Pos (cm)	Table Pos (deg)	Peak Avg. (P/A)	Pol. (H/V)
802.11ax HE40 Full CH 09 2452MHz		2386.96	52.38	-21.62	74	42.45	27.37	18.62	36.06	284	180	P	H
		2389.84	42.64	-11.36	54	32.69	27.38	18.63	36.06	284	180	A	H
	*	2446	113.31	-	-	103.06	27.58	18.74	36.07	284	180	P	H
	*	2452	103.15	-	-	92.87	27.61	18.75	36.08	284	180	A	H
		2484.32	62.6	-11.4	74	52.13	27.74	18.82	36.09	284	180	P	H
		2483.68	51.15	-2.85	54	40.69	27.73	18.82	36.09	284	180	A	H
		2389.52	51.54	-22.46	74	41.59	27.38	18.63	36.06	100	314	P	V
		2390	41.07	-12.93	54	31.12	27.38	18.63	36.06	100	314	A	V
	*	2452	111.57	-	-	101.29	27.61	18.75	36.08	100	314	P	V
	*	2452	102.33	-	-	92.05	27.61	18.75	36.08	100	314	A	V
		2483.52	60.38	-13.62	74	49.92	27.73	18.82	36.09	100	314	P	V
		2483.6	47.24	-6.76	54	36.78	27.73	18.82	36.09	100	314	A	V
Remark	1. No other spurious found. 2. All results are PASS against Peak and Average limit line.												

2.4GHz 2400~2483.5MHz

WIFI 802.11 ax HE40 Full (Harmonic @ 3m)

WIFI Ant. 1+2	Note	Frequency (MHz)	Level (dBμV/m)	Margin (dB)	Limit Line (dBμV/m)	Read Level (dBμV)	Antenna Factor (dB/m)	Path Loss (dB)	Preamp Factor (dB)	Ant Pos (cm)	Table Pos (deg)	Peak Avg. (P/A)	Pol. (H/V)
		4844	43.97	-30.03	74	35.64	32.56	13	37.23	-	-	P	H
		7266	48.36	-25.64	74	33.71	36.97	15.82	38.14	300	67	P	H
		7266	39.74	-14.26	54	25.09	36.97	15.82	38.14	300	67	A	H
													H
													H
													H
													H
													H
													H
													H
802.11ax													H
HE40 Full													H
CH 03		4844	43.98	-30.02	74	35.65	32.56	13	37.23	-	-	P	V
2422MHz		7266	48.87	-25.13	74	34.22	36.97	15.82	38.14	100	42	P	V
		7266	39.58	-14.42	54	24.93	36.97	15.82	38.14	100	42	A	V
													V
													V
													V
													V
													V
													V
													V
													V
													V

WIFI Ant. 1+2	Note	Frequency (MHz)	Level (dBµV/m)	Margin (dB)	Limit Line (dBµV/m)	Read Level (dBµV)	Antenna Factor (dB/m)	Path Loss (dB)	Preamp Factor (dB)	Ant Pos (cm)	Table Pos (deg)	Peak Avg. (P/A)	Pol. (H/V)
		4874	43.91	-30.09	74	35.43	32.65	13.09	37.26	-	-	P	H
		7311	49.57	-24.43	74	35	36.86	15.88	38.17	100	200	P	H
		7311	39.5	-14.5	54	24.93	36.86	15.88	38.17	100	200	A	H
													H
													H
													H
													H
													H
													H
													H
802.11ax													H
HE40 Full													H
CH 06		4874	43.36	-30.64	74	34.88	32.65	13.09	37.26	-	-	P	V
2437MHz		7311	49.17	-24.83	74	34.6	36.86	15.88	38.17	100	103	P	V
		7311	39.62	-14.38	54	25.05	36.86	15.88	38.17	100	103	A	V
													V
													V
													V
													V
													V
													V
													V
													V
													V

WIFI Ant. 1+2	Note	Frequency (MHz)	Level (dBμV/m)	Margin (dB)	Limit Line (dBμV/m)	Read Level (dBμV)	Antenna Factor (dB/m)	Path Loss (dB)	Preamp Factor (dB)	Ant Pos (cm)	Table Pos (deg)	Peak Avg. (P/A)	Pol. (H/V)
		4904	44.2	-29.8	74	35.59	32.72	13.18	37.29	-	-	P	H
		7356	48.25	-25.75	74	33.84	36.68	15.93	38.2	300	306	P	H
		7356	39.13	-14.87	54	24.72	36.68	15.93	38.2	300	306	A	H
													H
													H
													H
													H
													H
													H
													H
802.11ax													H
HE40 Full													H
CH 09		4904	43.22	-30.78	74	34.61	32.72	13.18	37.29	-	-	P	V
2452MHz		7356	49.12	-24.88	74	34.71	36.68	15.93	38.2	300	142	P	V
		7356	39.3	-14.7	54	24.89	36.68	15.93	38.2	300	142	A	V
													V
													V
													V
													V
													V
													V
													V
													V
													V

Remark

1. No other spurious found.
2. All results are PASS against Peak and Average limit line.
3. The emission position marked as "-" means no suspected emission found with sufficient margin against limit line or noise floor only.

2.4GHz 2400~2483.5MHz

WIFI 802.11ax HE40 Partial 242 (Band Edge @ 3m)

WIFI Ant. 1+2	Note	Frequency (MHz)	Level (dBμV/m)	Margin (dB)	Limit Line (dBμV/m)	Read Level (dBμV)	Antenna Factor (dB/m)	Path Loss (dB)	Preamp Factor (dB)	Ant Pos (cm)	Table Pos (deg)	Peak Avg. (P/A)	Pol. (H/V)
802.11ax HE40 Partial 242/61 CH 03 2422MHz		2389.68	71.1	-2.9	74	61.15	27.38	18.63	36.06	300	177	P	H
		2390	52.6	-1.4	54	42.65	27.38	18.63	36.06	300	177	A	H
	*	2422	114.46	-	-	104.35	27.49	18.69	36.07	300	177	P	H
	*	2422	105.11	-	-	95	27.49	18.69	36.07	300	177	A	H
		2484.4	60.21	-13.79	74	49.74	27.74	18.82	36.09	300	177	P	H
		2484.24	42.9	-11.1	54	32.43	27.74	18.82	36.09	300	177	A	H
		2389.68	70.53	-3.47	74	60.58	27.38	18.63	36.06	100	349	P	V
		2390	51.95	-2.05	54	42	27.38	18.63	36.06	100	349	A	V
	*	2422	113.24	-	-	103.13	27.49	18.69	36.07	100	349	P	V
	*	2422	103.53	-	-	93.42	27.49	18.69	36.07	100	349	A	V
		2484.16	62.13	-11.87	74	51.66	27.74	18.82	36.09	100	349	P	V
		2484.16	42.18	-11.82	54	31.71	27.74	18.82	36.09	100	349	A	V
Remark	1. No other spurious found. 2. All results are PASS against Peak and Average limit line.												

Emission below 1GHz

2.4GHz WIFI 802.11ax HE40 (LF)

WIFI Ant. 1+2	Note	Frequency (MHz)	Level (dBμV/m)	Margin (dB)	Limit Line (dBμV/m)	Read Level (dBμV)	Antenna Factor (dB/m)	Path Loss (dB)	Preamp Factor (dB)	Ant Pos (cm)	Table Pos (deg)	Peak Avg. (P/A)	Pol. (H/V)
2.4GHz 802.11ax HE40 Partial 242/61 LF		86.26	30.49	-9.51	40	50.26	14.14	1.78	35.69	400	304	QP	H
		104.69	32.99	-10.51	43.5	49.78	16.91	1.96	35.66	256	295	P	H
		155.13	34.04	-9.46	43.5	50.29	16.98	2.36	35.59	-	-	P	H
		254.07	29.92	-16.08	46	43.17	19.17	2.97	35.39	-	-	P	H
		721.61	35.84	-10.16	46	37.69	27.22	4.94	34.01	-	-	P	H
		896.21	35.51	-10.49	46	34.28	29.02	5.51	33.3	-	-	P	H
													H
													H
													H
													H
													H
													H
		47.46	36.18	-3.82	40	55.03	15.52	1.37	35.74	100	359	QP	V
		94.99	36.11	-7.39	43.5	54.55	15.39	1.86	35.69	-	-	P	V
		104.69	33.18	-10.32	43.5	49.97	16.91	1.96	35.66	100	224	QP	V
		187.14	31.76	-11.74	43.5	49.79	14.92	2.56	35.51	-	-	P	V
		711.91	37.47	-8.53	46	39.88	26.74	4.9	34.05	-	-	P	V
		885.54	37.04	-8.96	46	35.88	28.99	5.5	33.33	-	-	P	V
													V
													V
													V
													V
													V
													V
Remark	1. No other spurious found. 2. All results are PASS against limit line. 3. The emission position marked as "-" means no suspected emission found and emission level has at least 6dB margin against limit or emission is noise floor only.												

Note symbol

*	**Fundamental Frequency** which can be ignored. However, the level of any unwanted emissions shall not exceed the level of the fundamental frequency.
!	Test result is **Margin** line.
P/A	**P**eak or **A**verage
H/V	**H**orizontal or **V**ertical

A calculation example for radiated spurious emission is shown as below:

WIFI	Note	Frequency	Level	Margin	Limit	Read	Antenna	Path	Preamp	Ant	Table	Peak	Pol.
Ant.					Line	Level	Factor	Loss	Factor	Pos	Pos	Avg.	
1+2		(MHz)	(dBμV/m)	(dB)	(dBμV/m)	(dBμV)	(dB/m)	(dB)	(dB)	(cm)	(deg)	(P/A)	(H/V)
802.11b CH 01 2412MHz		2390	55.45	-18.55	74	54.51	32.22	4.58	35.86	103	308	P	H
		2390	43.54	-10.46	54	42.6	32.22	4.58	35.86	103	308	A	H

1. Path Loss(dB) = Cable loss(dB) + Filter loss(dB) + Attenuator loss(dB)
2. Level(dBμV/m) =

Antenna Factor(dB/m) + Path Loss(dB) + Read Level(dBμV) - Preamp Factor(dB)

3. Margin (dB) = Level(dBμV/m) – Limit Line(dBμV/m)

For Peak Limit @ 2390MHz:

1. Level(dBμV/m)

= Antenna Factor(dB/m) + Path Loss(dB) + Read Level(dBμV) - Preamp Factor(dB)

= 32.22(dB/m) + 4.58(dB) + 54.51(dBμV) – 35.86 (dB)

= 55.45 (dBμV/m)

2. Margin (dB)

= Level(dBμV/m) – Limit Line(dBμV/m)

= 55.45(dBμV/m) – 74(dBμV/m)

= -18.55(dB)

For Average Limit @ 2390MHz:

1. Level(dBμV/m)

= Antenna Factor(dB/m) + Path Loss(dB) + Read Level(dBμV) - Preamp Factor(dB)

= 32.22(dB/m) + 4.58(dB) + 42.6(dBμV) – 35.86 (dB)

= 43.54 (dBμV/m)

2. Margin (dB)

= Level(dBμV/m) – Limit Line(dBμV/m)

= 43.54(dBμV/m) – 54(dBμV/m)

= -10.46(dB)

Both peak and average measured complies with the limit line, so test result is "PASS".

Appendix D. Radiated Spurious Emission Plots

Test Engineer :	John Chuang, David Dai and Howard Huang	**Temperature :**	18.6~22.4°C
		Relative Humidity :	66.8~69.2%

Note symbol

-L	**Low channel location**
-R	**High channel location**

2.4GHz 2400~2483.5MHz

WIFI 802.11b (Band Edge @ 3m)

WIFI	2.4GHz 2400~2483.5MHz Band Edge @ 3m	
ANT	802.11b CH01 2412MHz	
1+2	Horizontal	Fundamental
Peak	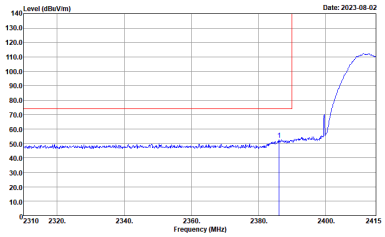	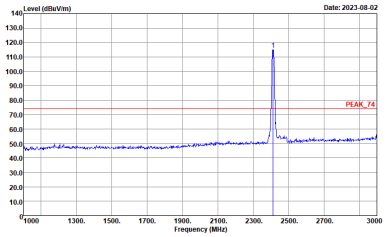
Avg.	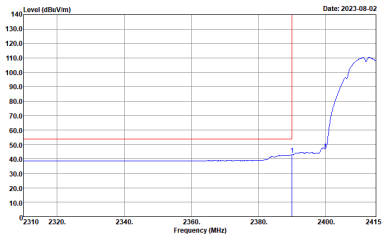	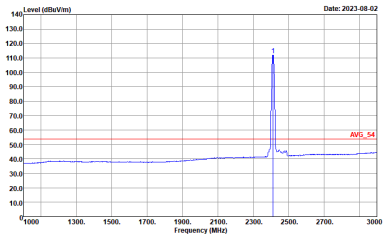

WIFI	2.4GHz 2400~2483.5MHz Band Edge @ 3m	
ANT	802.11b CH01 2412MHz	
1+2	Vertical	Fundamental
Peak	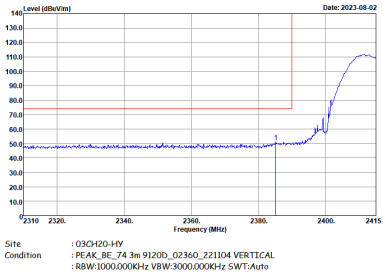	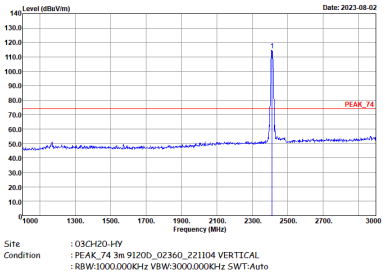
Avg.	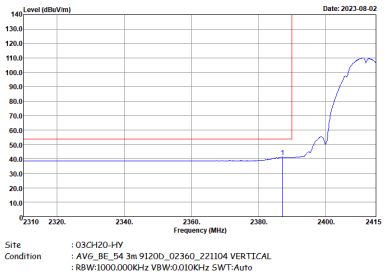	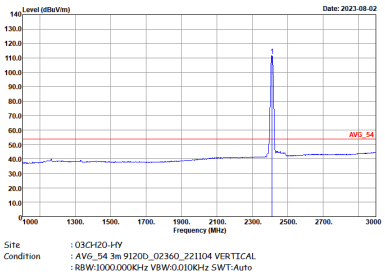

WIFI	2.4GHz 2400~2483.5MHz Band Edge @ 3m	
ANT	802.11b CH06 2437MHz - L	
1+2	Horizontal	Fundamental
Peak	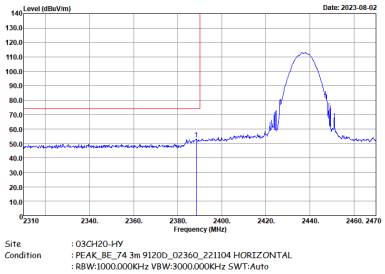	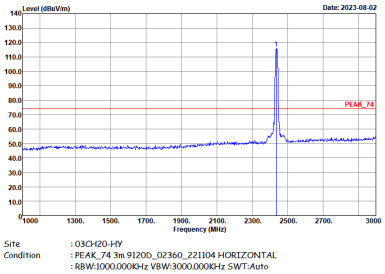
Avg.	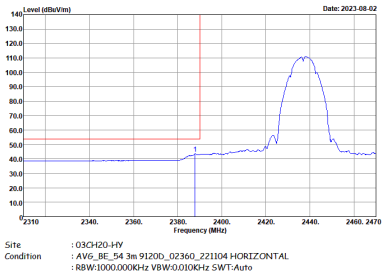	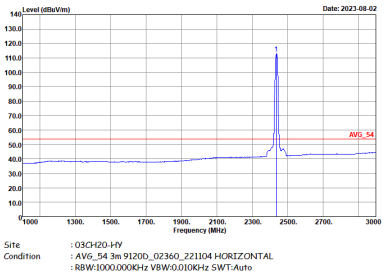

WIFI	2.4GHz 2400~2483.5MHz Band Edge @ 3m	
ANT	802.11b CH06 2437MHz - R	
1+2	Horizontal	Fundamental
Peak	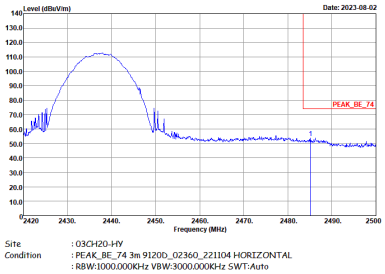	Left blank
Avg.	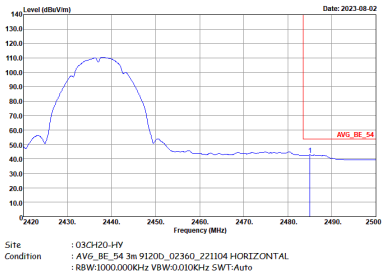	Left blank

WIFI	2.4GHz 2400~2483.5MHz Band Edge @ 3m	
ANT	802.11b CH06 2437MHz - L	
1+2	Vertical	Fundamental
Peak	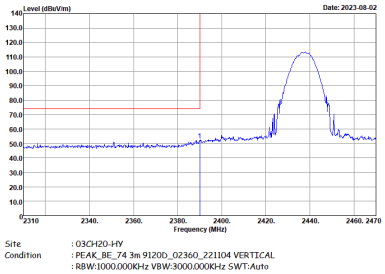	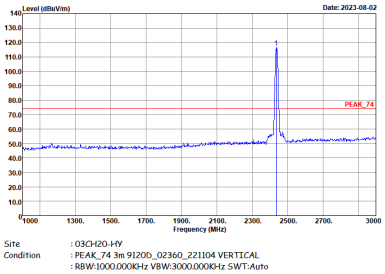
Avg.	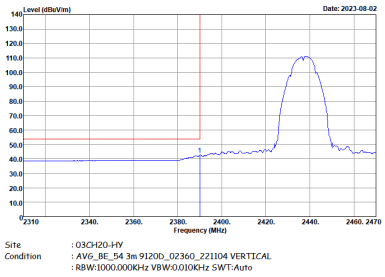	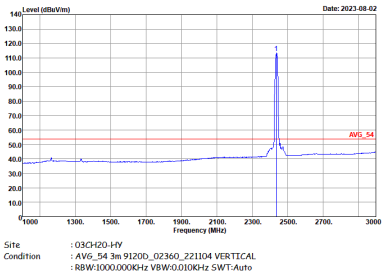

WIFI	2.4GHz 2400~2483.5MHz Band Edge @ 3m	
ANT	802.11b CH06 2437MHz - R	
1+2	Vertical	Fundamental
Peak	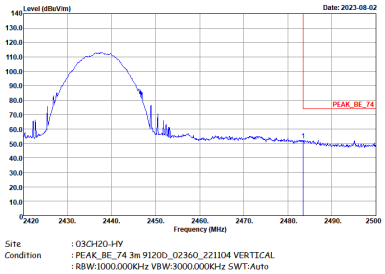	Left blank
Avg.	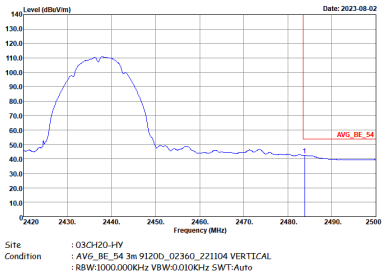	Left blank

WIFI	2.4GHz 2400~2483.5MHz Band Edge @ 3m	
ANT	802.11b CH11 2462MHz	
1+2	Horizontal	Fundamental
Peak	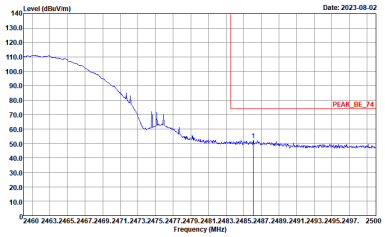 Site : 03CH20-HY Condition : PEAK_BE_74 3m 9120D_02360_221104 HORIZONTAL : RBW:1000.000KHz VBW:3000.000KHz SWT:Auto	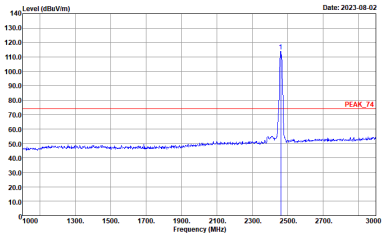 Site : 03CH20-HY Condition : PEAK_74 3m 9120D_02360_221104 HORIZONTAL : RBW:1000.000KHz VBW:3000.000KHz SWT:Auto
Avg.	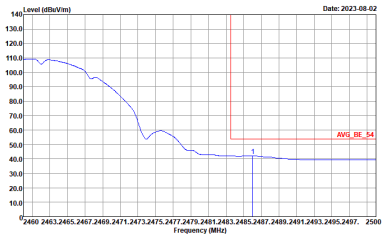 Site : 03CH20-HY Condition : AVG_BE_54 3m 9120D_02360_221104 HORIZONTAL : RBW:1000.000KHz VBW:0.010KHz SWT:Auto	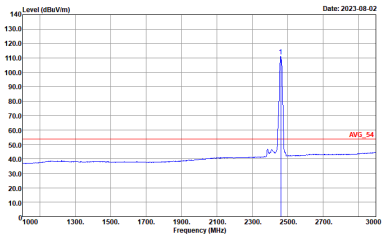 Site : 03CH20-HY Condition : AVG_54 3m 9120D_02360_221104 HORIZONTAL : RBW:1000.000KHz VBW:0.010KHz SWT:Auto

WIFI	2.4GHz 2400~2483.5MHz Band Edge @ 3m	
ANT	802.11b CH11 2462MHz	
1+2	Vertical	Fundamental
Peak	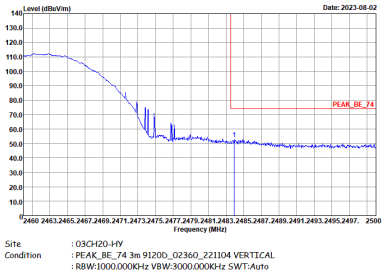	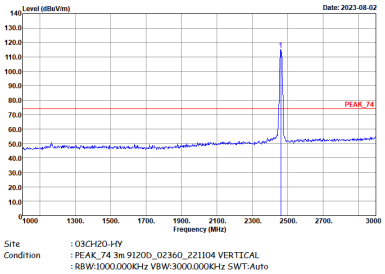
Avg.	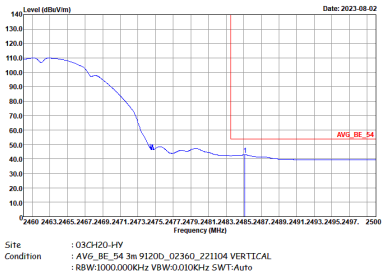	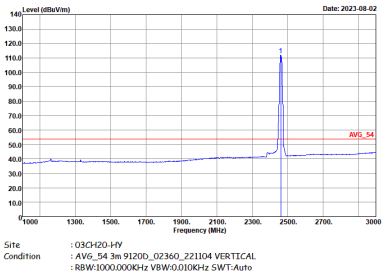

2.4GHz 2400~2483.5MHz

WIFI 802.11g (Band Edge @ 3m)

WIFI	2.4GHz 2400~2483.5MHz Band Edge @ 3m	
ANT	802.11g CH01 2412MHz	
1+2	Horizontal	Fundamental
Peak	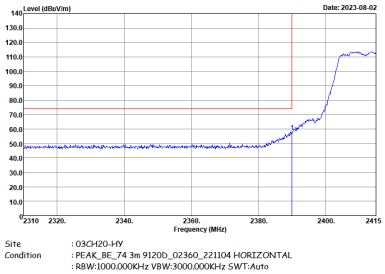	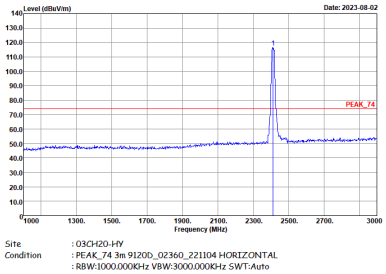
Avg.	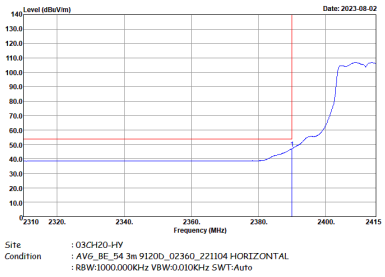	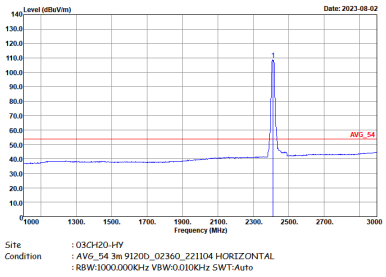

WIFI	2.4GHz 2400~2483.5MHz Band Edge @ 3m	
ANT	802.11g CH01 2412MHz	
1+2	Vertical	Fundamental
Peak	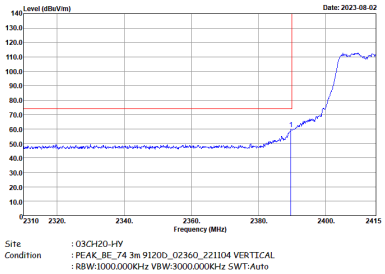	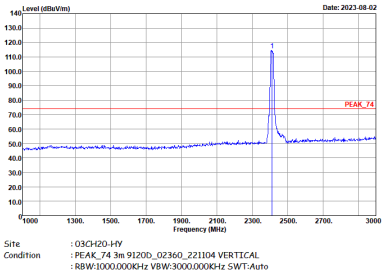
Avg.	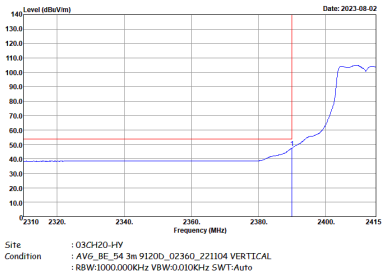	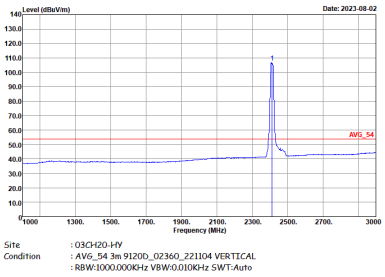

WIFI	2.4GHz 2400~2483.5MHz Band Edge @ 3m	
ANT	802.11g CH06 2437MHz - L	
1+2	Horizontal	Fundamental
Peak	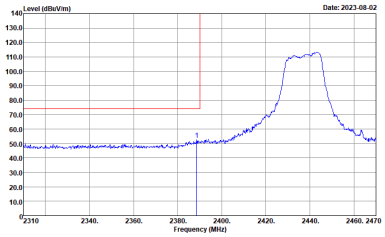 Site : 03CH20-HY Condition : PEAK_BE_74 3m 9120D_02360_221104 HORIZONTAL : RBW:1000.000KHz VBW:3000.000KHz SWT:Auto	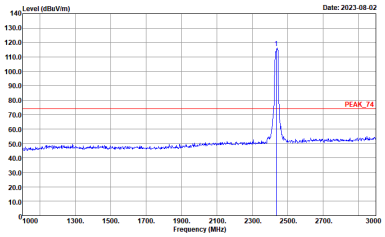 Site : 03CH20-HY Condition : PEAK_74 3m 9120D_02360_221104 HORIZONTAL : RBW:1000.000KHz VBW:3000.000KHz SWT:Auto
Avg.	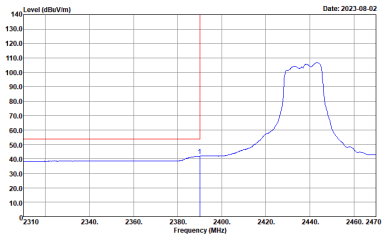 Site : 03CH20-HY Condition : AVG_BE_54 3m 9120D_02360_221104 HORIZONTAL : RBW:1000.000KHz VBW:0.010KHz SWT:Auto	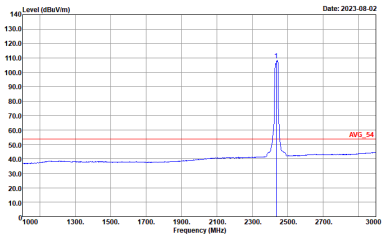 Site : 03CH20-HY Condition : AVG_54 3m 9120D_02360_221104 HORIZONTAL : RBW:1000.000KHz VBW:0.010KHz SWT:Auto

WIFI	2.4GHz 2400~2483.5MHz Band Edge @ 3m	
ANT	802.11g CH06 2437MHz - R	
1+2	Horizontal	Fundamental
Peak	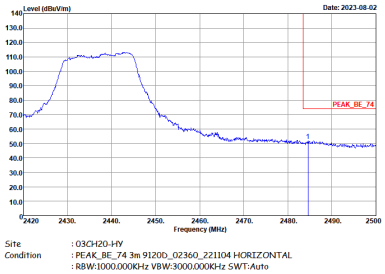	Left blank
Avg.	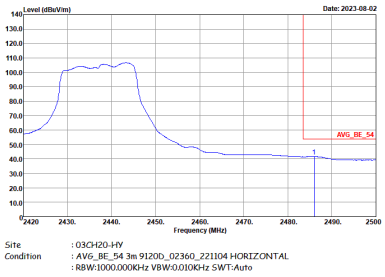	Left blank

WIFI	2.4GHz 2400~2483.5MHz Band Edge @ 3m	
ANT	802.11g CH06 2437MHz - L	
1+2	Vertical	Fundamental
Peak	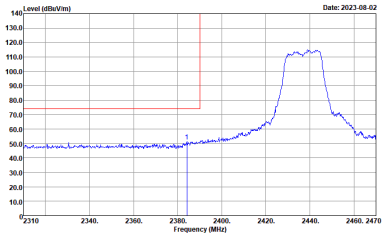 Site : 03CH20-HY Condition : PEAK_BE_74 3m 9120D_02360_221104 VERTICAL : RBW:1000.000KHz VBW:3000.000KHz SWT:Auto	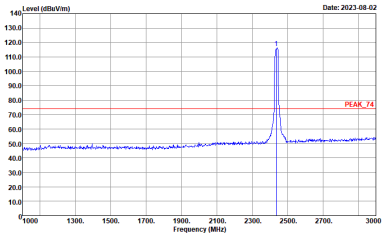 Site : 03CH20-HY Condition : PEAK_74 3m 9120D_02360_221104 VERTICAL : RBW:1000.000KHz VBW:3000.000KHz SWT:Auto
Avg.	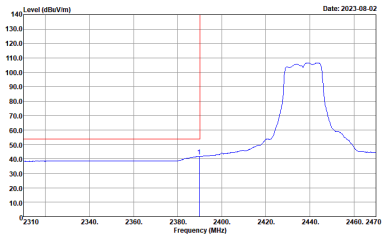 Site : 03CH20-HY Condition : AVG_BE_54 3m 9120D_02360_221104 VERTICAL : RBW:1000.000KHz VBW:0.010KHz SWT:Auto	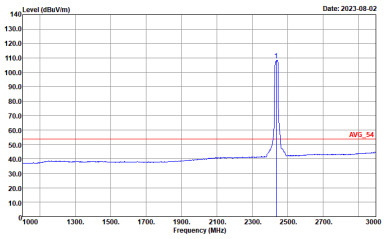 Site : 03CH20-HY Condition : AVG_54 3m 9120D_02360_221104 VERTICAL : RBW:1000.000KHz VBW:0.010KHz SWT:Auto

WIFI	2.4GHz 2400~2483.5MHz Band Edge @ 3m	
ANT	802.11g CH06 2437MHz - R	
1+2	Vertical	Fundamental
Peak	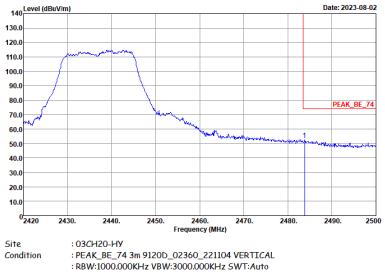	Left Blank
Avg.	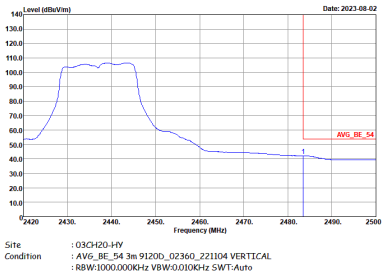	Left Blank

WIFI	2.4GHz 2400~2483.5MHz Band Edge @ 3m	
ANT	802.11g CH11 2462MHz	
1+2	Horizontal	Fundamental
Peak	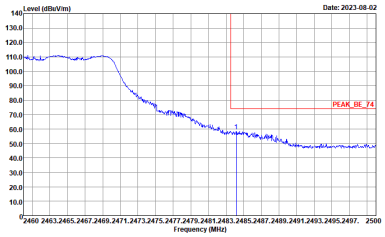 Site : 03CH20-HY Condition : PEAK_BE_74 3m 9120D_02360_221104 HORIZONTAL : RBW:1000.000KHz VBW:3000.000KHz SWT:Auto	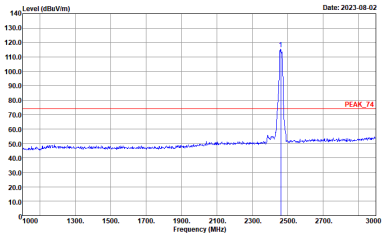 Site : 03CH20-HY Condition : PEAK_74 3m 9120D_02360_221104 HORIZONTAL : RBW:1000.000KHz VBW:3000.000KHz SWT:Auto
Avg.	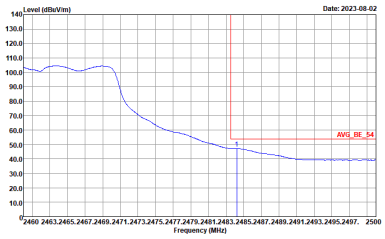 Site : 03CH20-HY Condition : AVG_BE_54 3m 9120D_02360_221104 HORIZONTAL : RBW:1000.000KHz VBW:0.010KHz SWT:Auto	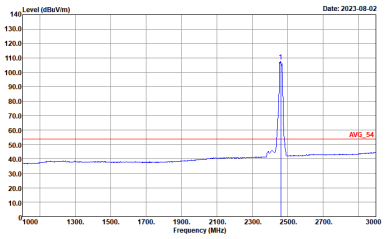 Site : 03CH20-HY Condition : AVG_54 3m 9120D_02360_221104 HORIZONTAL : RBW:1000.000KHz VBW:0.010KHz SWT:Auto

WIFI	2.4GHz 2400~2483.5MHz Band Edge @ 3m	
ANT	802.11g CH11 2462MHz	
1+2	Vertical	Fundamental
Peak	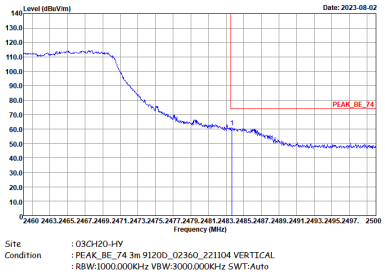	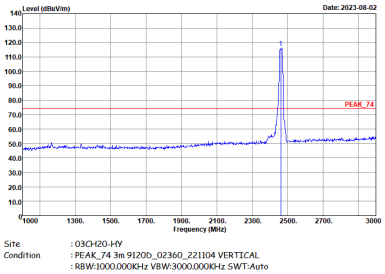
Avg.	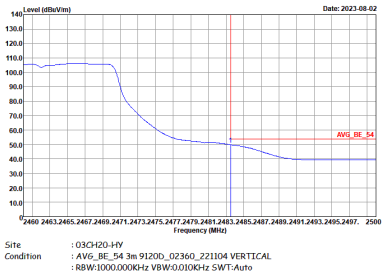	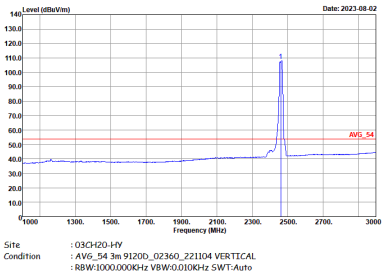

2.4GHz 2400~2483.5MHz

WIFI 802.11ax HE20 Full (Band Edge @ 3m)

WIFI	2.4GHz 2400~2483.5MHz Band Edge @ 3m	
ANT	802.11ax HE20 Full CH01 2412MHz	
1+2	Horizontal	Fundamental
Peak	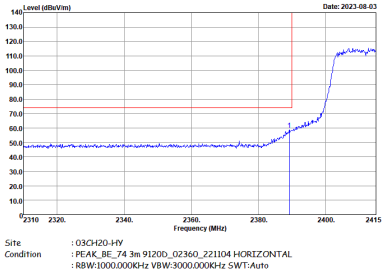	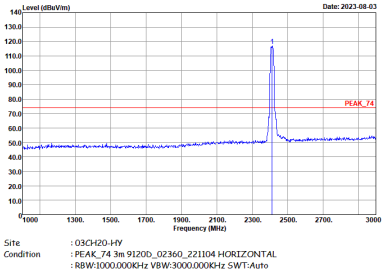
Avg.	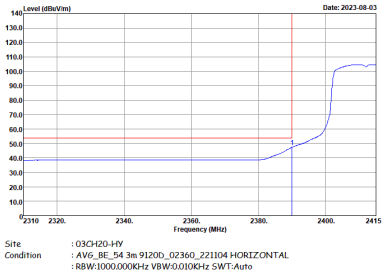	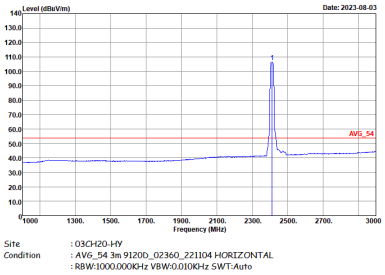

WIFI	2.4GHz 2400~2483.5MHz Band Edge @ 3m	
ANT	802.11ax HE20 Full CH01 2412MHz	
1+2	Vertical	Fundamental
Peak	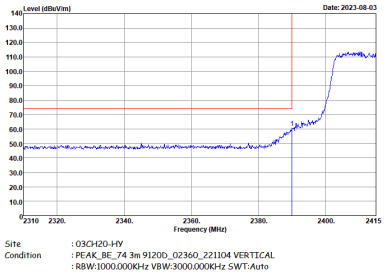	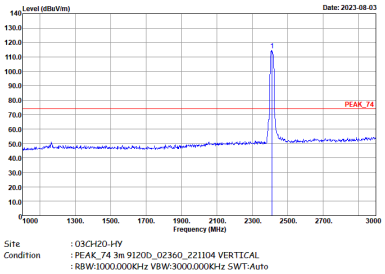
Avg.	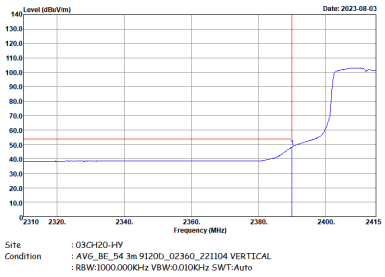	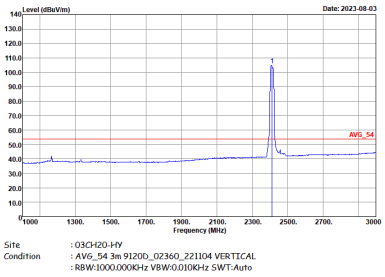

WIFI	2.4GHz 2400~2483.5MHz Band Edge @ 3m	
ANT	802.11ax HE20 Full CH06 2437MHz - L	
1+2	Horizontal	Fundamental
Peak	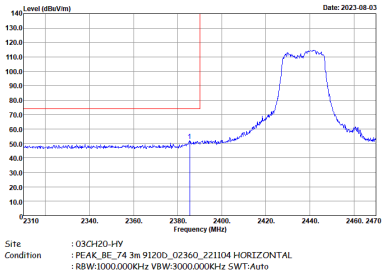	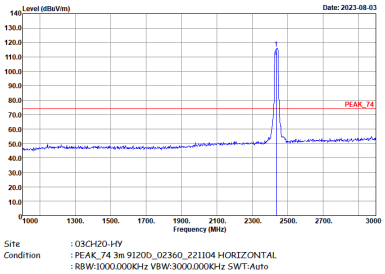
Avg.	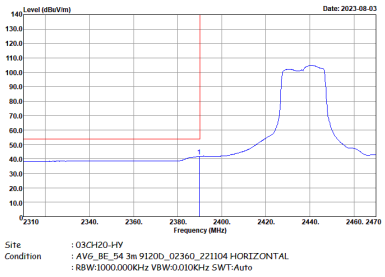	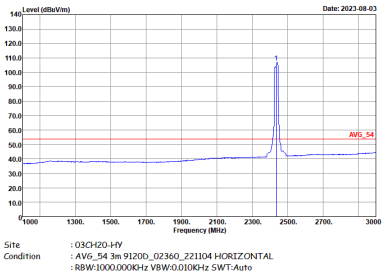

WIFI	2.4GHz 2400~2483.5MHz Band Edge @ 3m	
ANT	802.11ax HE20 Full CH06 2437MHz - R	
1+2	Horizontal	Fundamental
Peak	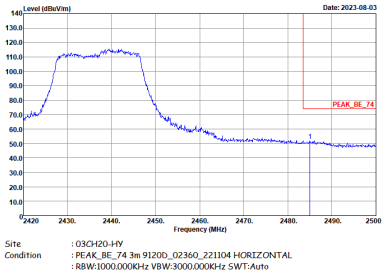	Left blank
Avg.	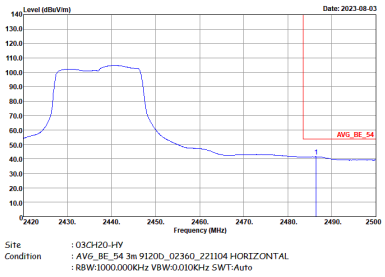	Left blank

WIFI	2.4GHz 2400~2483.5MHz Band Edge @ 3m	
ANT	802.11ax HE20 Full CH06 2437MHz - L	
1+2	Vertical	Fundamental
Peak	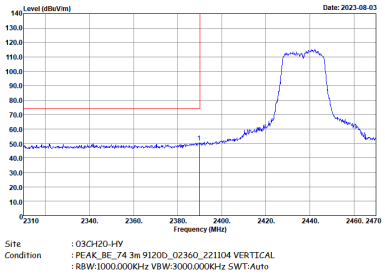	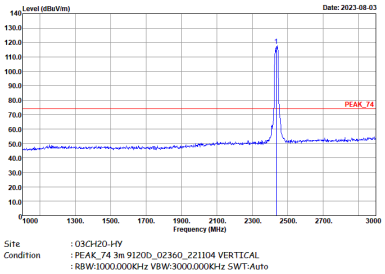
Avg.	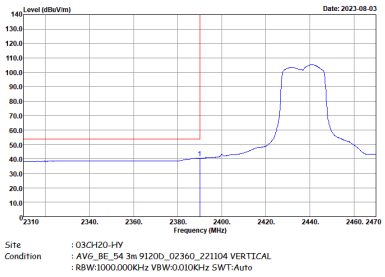	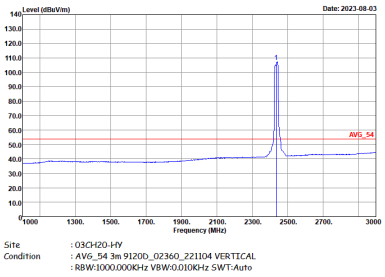

WIFI	2.4GHz 2400~2483.5MHz Band Edge @ 3m	
ANT	802.11ax HE20 Full CH06 2437MHz - R	
1+2	Vertical	Fundamental
Peak	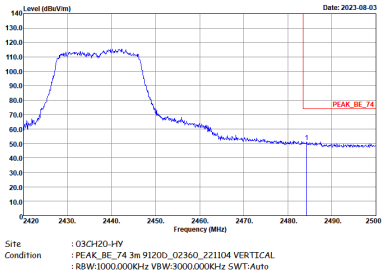	Left blank
Avg.	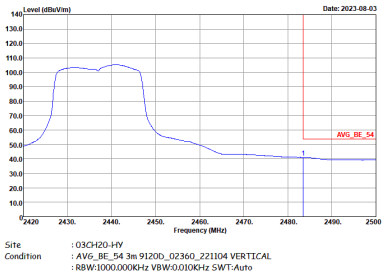	Left blank

WIFI	2.4GHz 2400~2483.5MHz Band Edge @ 3m	
ANT	802.11ax HE20 Full CH11 2462MHz	
1+2	Horizontal	Fundamental
Peak	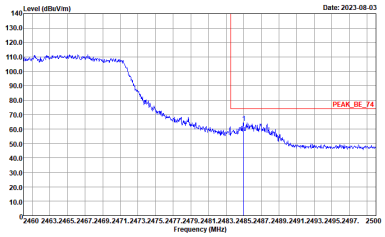	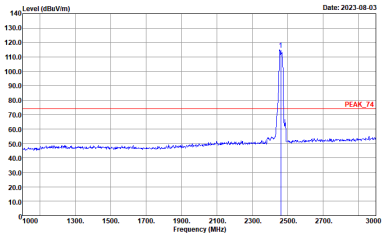
Avg.	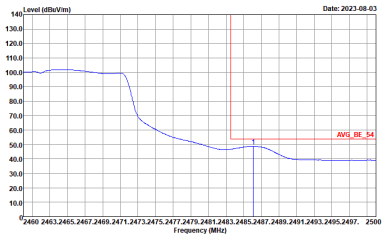	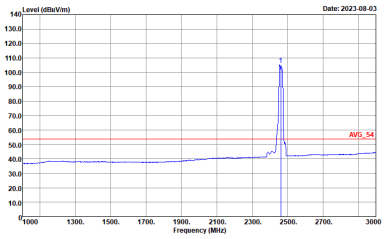

WIFI	2.4GHz 2400~2483.5MHz Band Edge @ 3m	
ANT	802.11ax HE20 Full CH11 2462MHz	
1+2	Vertical	Fundamental
Peak	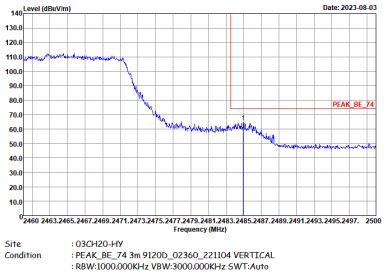	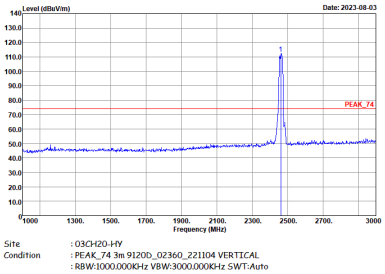
Avg.	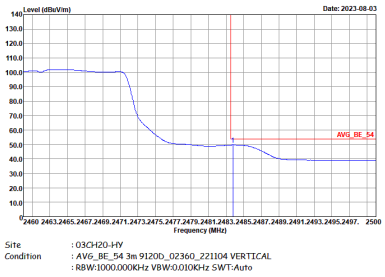	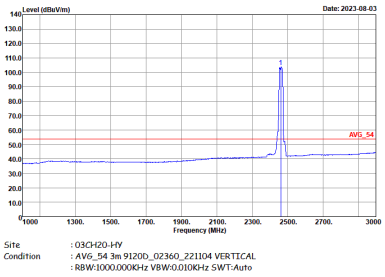

2.4GHz 2400~2483.5MHz

WIFI 802.11ax HE40 Full (Band Edge @ 3m)

WIFI	2.4GHz 2400~2483.5MHz Band Edge @ 3m	
ANT	802.11ax HE40 Full CH03 2422MHz - L	
1+2	Horizontal	Fundamental
Peak	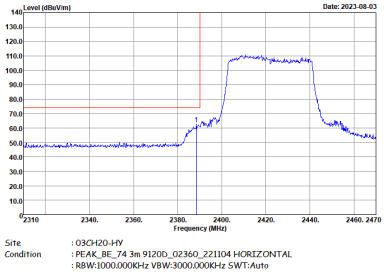	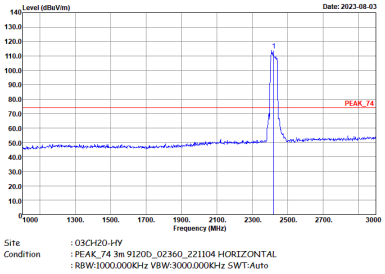
Avg.	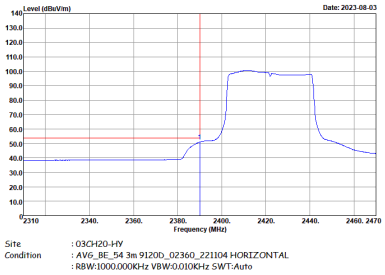	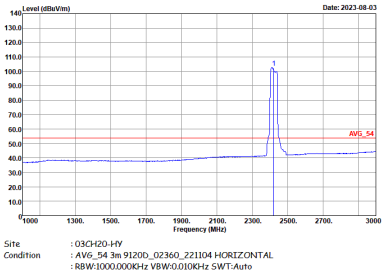

WIFI	2.4GHz 2400~2483.5MHz Band Edge @ 3m	
ANT	802.11ax HE40 Full CH03 2422MHz - R	
1+2	Horizontal	Fundamental
Peak	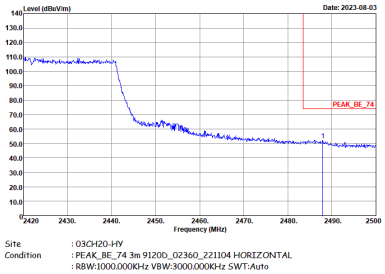	Left blank
Avg.	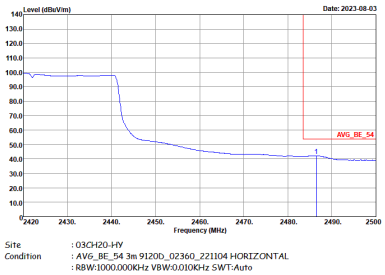	Left blank

WIFI	2.4GHz 2400~2483.5MHz Band Edge @ 3m	
ANT	802.11ax HE40 Full CH03 2422MHz - L	
1+2	Vertical	Fundamental
Peak	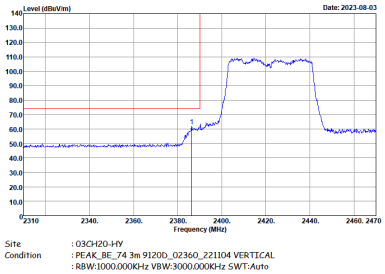	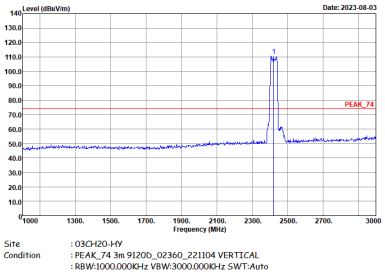
Avg.	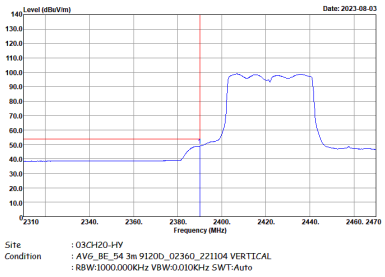	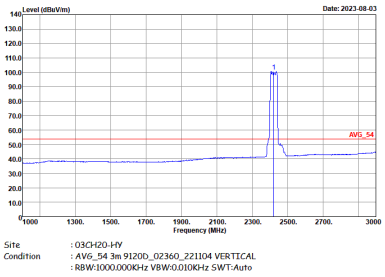

WIFI	2.4GHz 2400~2483.5MHz Band Edge @ 3m	
ANT	802.11ax HE40 Full CH03 2422MHz - R	
1+2	Vertical	Fundamental
Peak	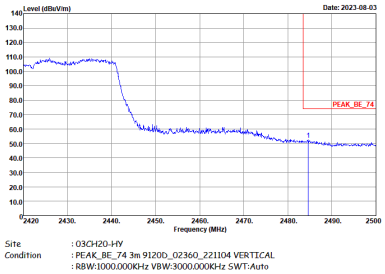	Left blank
Avg.	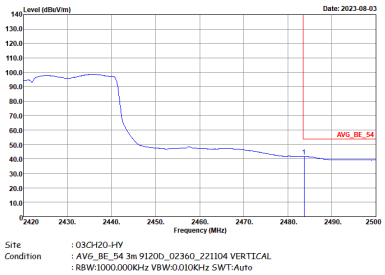	Left blank

WIFI	2.4GHz 2400~2483.5MHz Band Edge @ 3m	
ANT	802.11ax HE40 Full CH06 2437MHz - L	
1+2	Horizontal	Fundamental
Peak	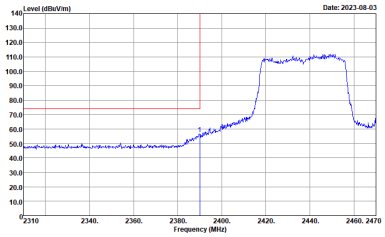 Site : 03CH20-HY Condition : PEAK_BE_74 3m 9120D_02360_221104 HORIZONTAL : RBW:1000.000KHz VBW:3000.000KHz SWT:Auto	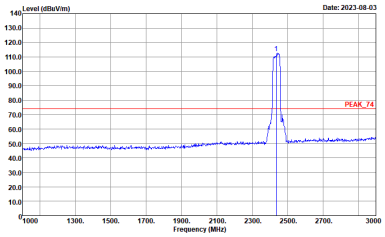 Site : 03CH20-HY Condition : PEAK_74 3m 9120D_02360_221104 HORIZONTAL : RBW:1000.000KHz VBW:3000.000KHz SWT:Auto
Avg.	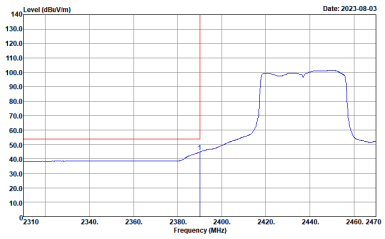 Site : 03CH20-HY Condition : AVG_BE_54 3m 9120D_02360_221104 HORIZONTAL : RBW:1000.000KHz VBW:0.010KHz SWT:Auto	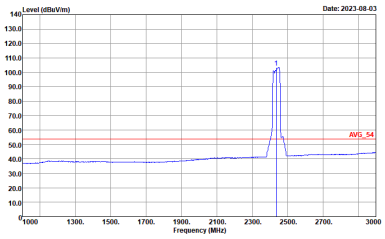 Site : 03CH20-HY Condition : AVG_54 3m 9120D_02360_221104 HORIZONTAL : RBW:1000.000KHz VBW:0.010KHz SWT:Auto

WIFI	2.4GHz 2400~2483.5MHz Band Edge @ 3m	
ANT	802.11ax HE40 Full CH06 2437MHz - R	
1+2	Horizontal	Fundamental
Peak	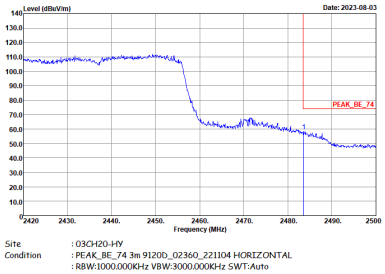	Left blank
Avg.	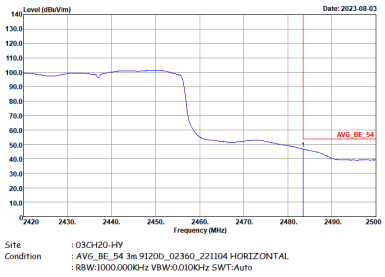	Left blank

WIFI	2.4GHz 2400~2483.5MHz Band Edge @ 3m	
ANT	802.11ax HE40 Full CH06 2437MHz - L	
1+2	Vertical	Fundamental
Peak	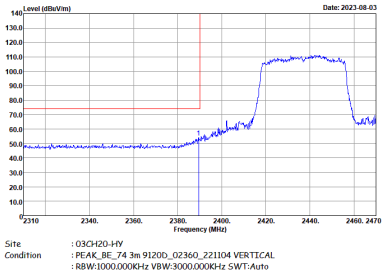	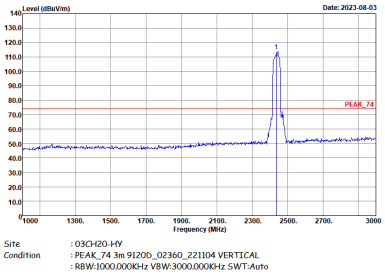
Avg.	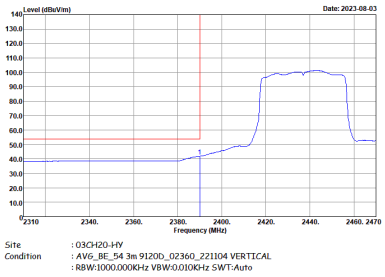	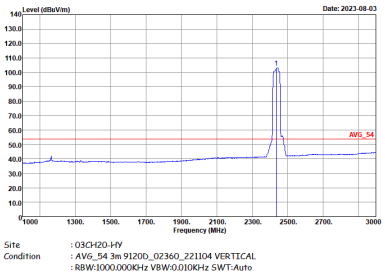

WIFI	2.4GHz 2400~2483.5MHz Band Edge @ 3m	
ANT	802.11ax HE40 Full CH06 2437MHz - R	
1+2	Vertical	Fundamental
Peak	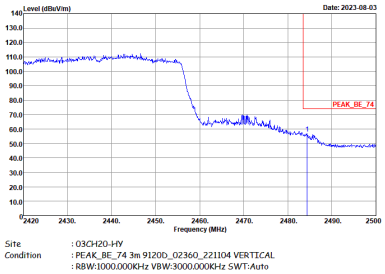	Left blank
Avg.	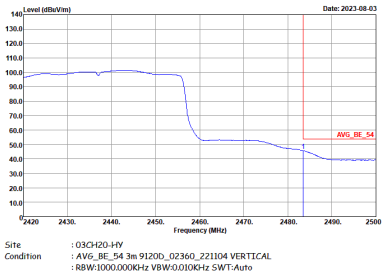	Left blank

WIFI	2.4GHz 2400~2483.5MHz Band Edge @ 3m	
ANT	802.11ax HE40 Full CH09 2452MHz - L	
1+2	Horizontal	Fundamental
Peak	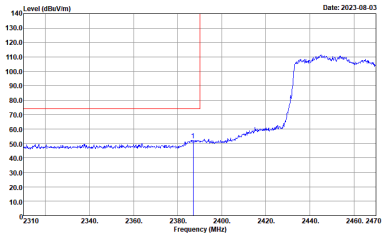 Site : 03CH20-HY Condition : PEAK_BE_74 3m 9120D_02360_221104 HORIZONTAL : RBW:1000.000KHz VBW:3000.000KHz SWT:Auto	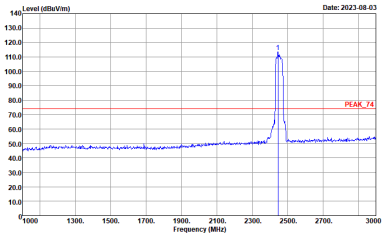 Site : 03CH20-HY Condition : PEAK_74 3m 9120D_02360_221104 HORIZONTAL : RBW:1000.000KHz VBW:3000.000KHz SWT:Auto
Avg.	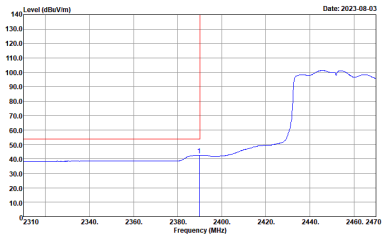 Site : 03CH20-HY Condition : AVG_BE_54 3m 9120D_02360_221104 HORIZONTAL : RBW:1000.000KHz VBW:0.010KHz SWT:Auto	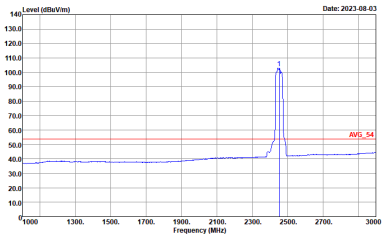 Site : 03CH20-HY Condition : AVG_54 3m 9120D_02360_221104 HORIZONTAL : RBW:1000.000KHz VBW:0.010KHz SWT:Auto

WIFI	2.4GHz 2400~2483.5MHz Band Edge @ 3m	
ANT	802.11ax HE40 Full CH09 2452MHz - R	
1+2	Horizontal	Fundamental
Peak	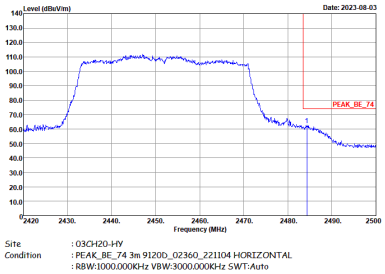	Left blank
Avg.	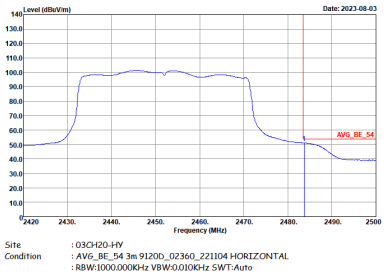	Left blank

WIFI	2.4GHz 2400~2483.5MHz Band Edge @ 3m	
ANT	802.11ax HE40 Full CH09 2452MHz - L	
1+2	Vertical	Fundamental
Peak	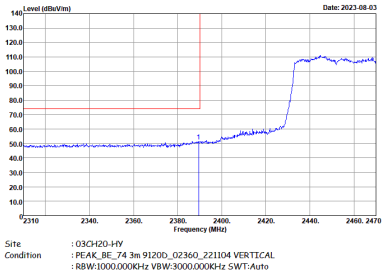	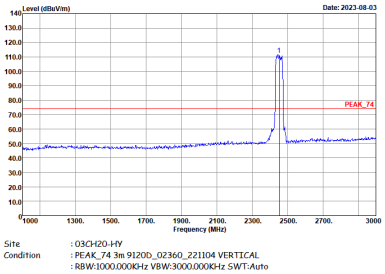
Avg.	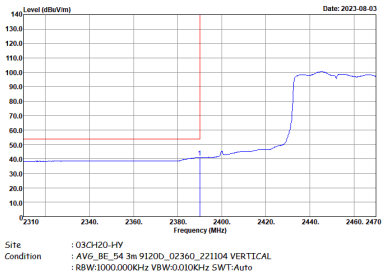	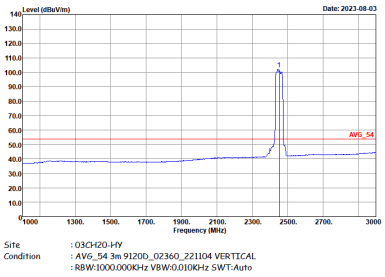

WIFI	2.4GHz 2400~2483.5MHz Band Edge @ 3m	
ANT	802.11ax HE40 Full CH09 2452MHz - R	
1+2	Vertical	Fundamental
Peak	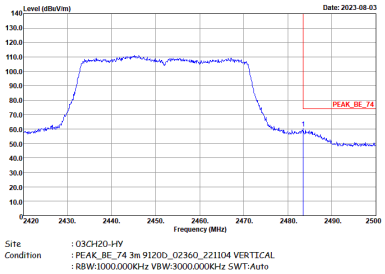	Left blank
Avg.	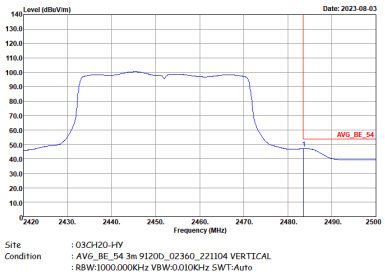	Left blank

2.4GHz 2400~2483.5MHz

WIFI 802.11ax HE40 Partial 242 (Band Edge @ 3m)

WIFI	2.4GHz 2400~2483.5MHz Band Edge @ 3m	
ANT	802.11ax HE40 Partial 242/61 CH03 2422MHz - L	
1+2	Horizontal	Fundamental
Peak	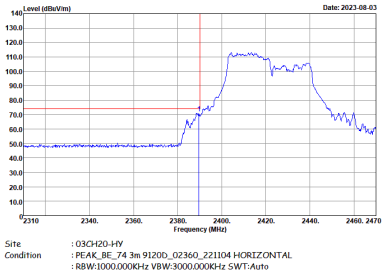	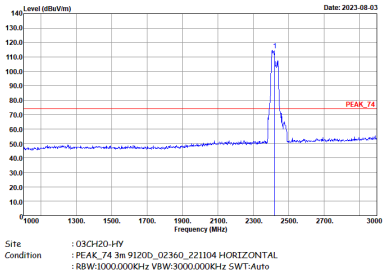
Avg.	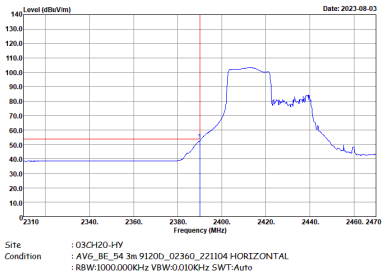	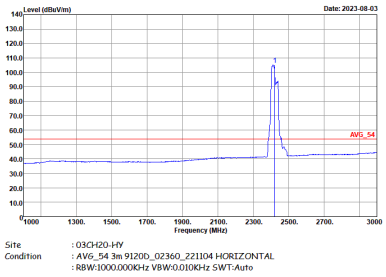

WIFI	2.4GHz 2400~2483.5MHz Band Edge @ 3m	
ANT	802.11ax HE40 Partial 242/61 CH03 2422MHz - R	
1+2	Horizontal	Fundamental
Peak	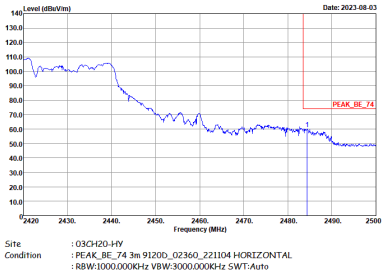	Left blank
Avg.	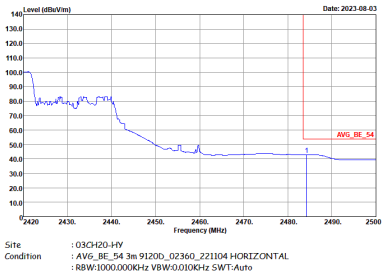	Left blank

WIFI	2.4GHz 2400~2483.5MHz Band Edge @ 3m	
ANT	802.11ax HE40 Partial 242/61 CH03 2422MHz - L	
1+2	Vertical	Fundamental
Peak	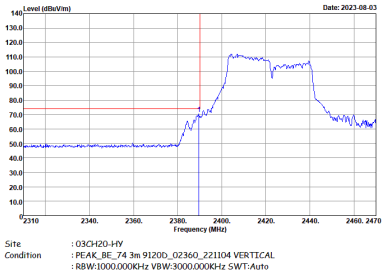	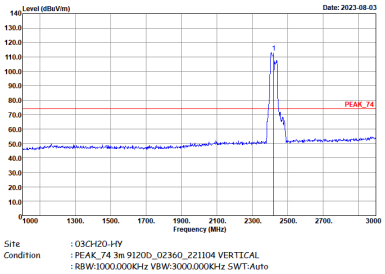
Avg.	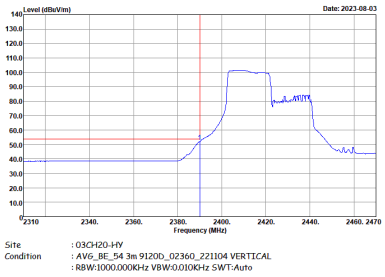	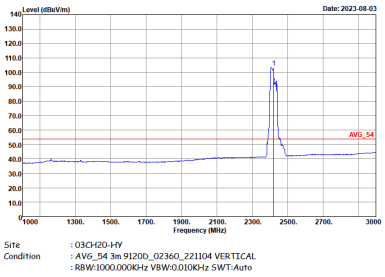

WIFI	2.4GHz 2400~2483.5MHz Band Edge @ 3m	
ANT	802.11ax HE40 Partial 242/61 CH03 2422MHz - R	
1+2	Vertical	Fundamental
Peak	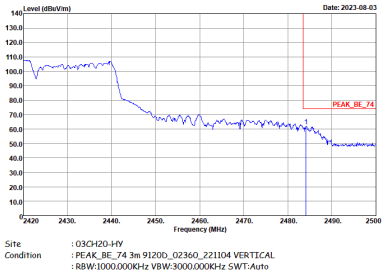	Left blank
Avg.	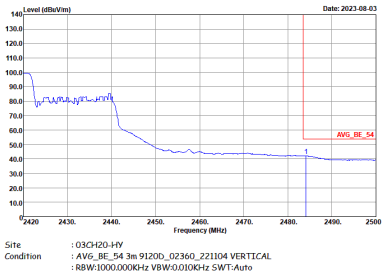	Left blank

2.4GHz 2400~2483.5MHz

WIFI 802.11b (Harmonic @ 3m)

WIFI	2.4GHz 2400~2483.5MHz Harmonic @ 3m	
ANT	802.11b CH01 2412MHz	
1+2	Horizontal	Vertical
Peak Avg.	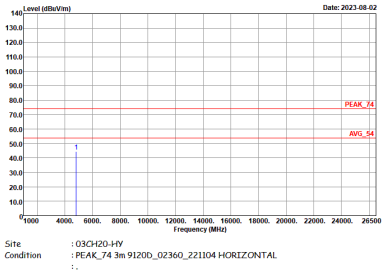	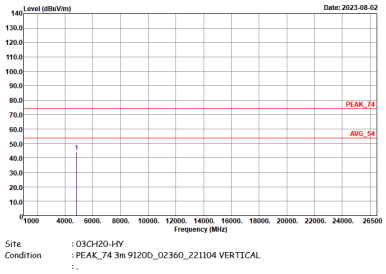

WIFI	2.4GHz 2400~2483.5MHz Harmonic @ 3m	
ANT	802.11b CH06 2437MHz	
1+2	Horizontal	Vertical
Peak Avg.	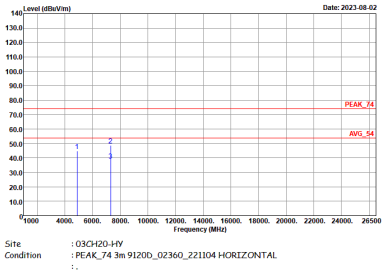	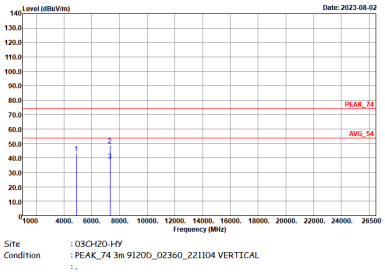

WIFI	2.4GHz 2400~2483.5MHz Harmonic @ 3m	
ANT	802.11b CH11 2462MHz	
1+2	Horizontal	Vertical
Peak Avg.	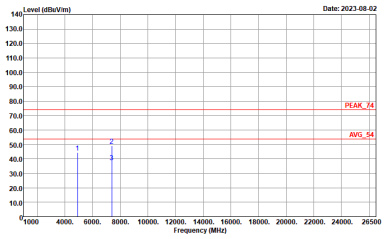 Site : 03CH20-HY Condition : PEAK_74 3m 9120D_02360_221104 HORIZONTAL : .	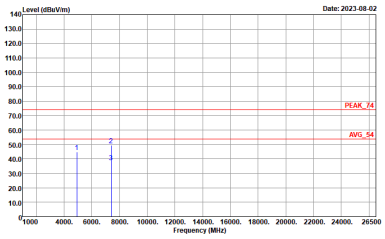 Site : 03CH20-HY Condition : PEAK_74 3m 9120D_02360_221104 VERTICAL : .

2.4GHz 2400~2483.5MHz

WIFI 802.11g (Harmonic @ 3m)

WIFI	2.4GHz 2400~2483.5MHz Harmonic @ 3m	
ANT	802.11g CH01 2412MHz	
1+2	Horizontal	Vertical
Peak Avg.	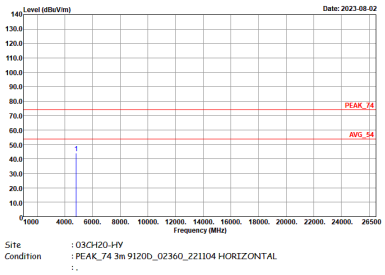	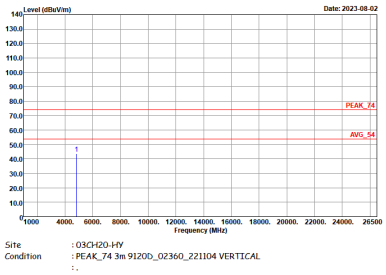

WIFI	2.4GHz 2400~2483.5MHz Harmonic @ 3m	
ANT	802.11g CH06 2437MHz	
1+2	Horizontal	Vertical
Peak Avg.	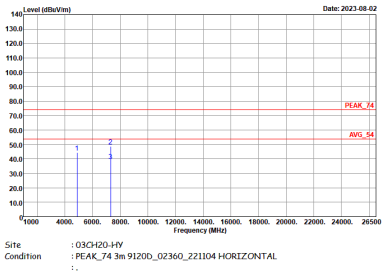	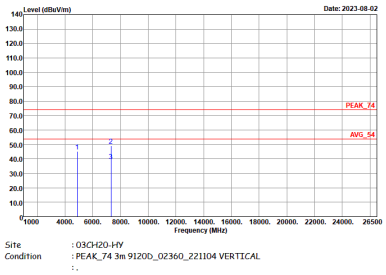

WIFI	2.4GHz 2400~2483.5MHz Harmonic @ 3m	
ANT	802.11g CH11 2462MHz	
1+2	Horizontal	Vertical
Peak Avg.	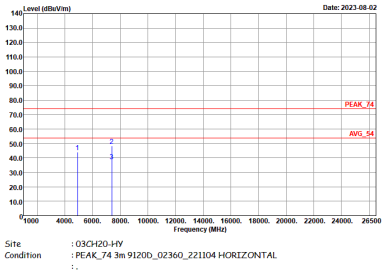	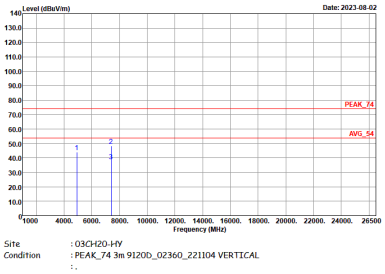

2.4GHz 2400~2483.5MHz

WIFI 802.11 ax HE20 Full (Harmonic @ 3m)

WIFI	2.4GHz 2400~2483.5MHz Harmonic @ 3m	
ANT	802.11 ax HE20 Full CH01 2412MHz	
1+2	Horizontal	Vertical
Peak Avg.	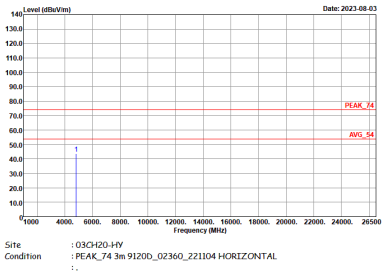	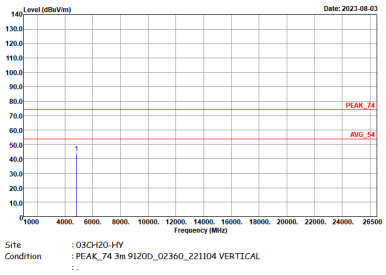

WIFI	2.4GHz 2400~2483.5MHz Harmonic @ 3m	
ANT	802.11 ax HE20 Full CH06 2437MHz	
1+2	Horizontal	Vertical
Peak Avg.	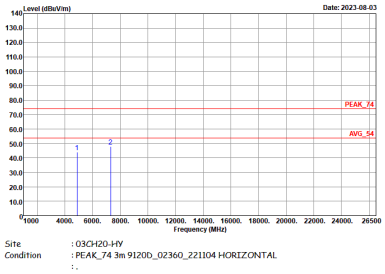	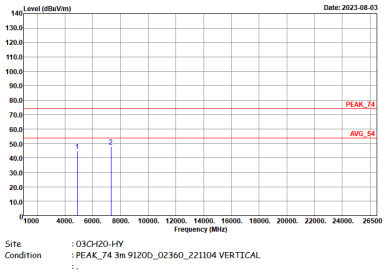

WIFI	2.4GHz 2400~2483.5MHz Harmonic @ 3m	
ANT	802.11 ax HE20 Full CH11 2462MHz	
1+2	Horizontal	Vertical
Peak Avg.	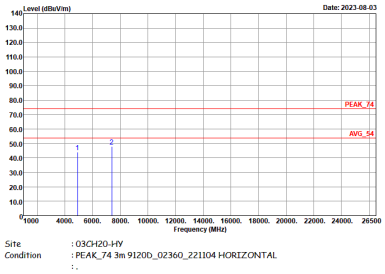	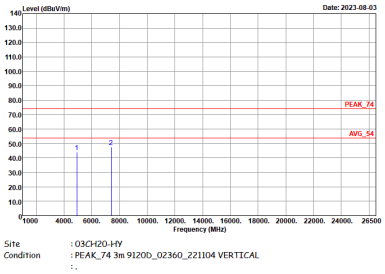

2.4GHz 2400~2483.5MHz

WIFI 802.11 ax HE40 Full (Harmonic @ 3m)

WIFI	2.4GHz 2400~2483.5MHz Harmonic @ 3m	
ANT	802.11 ax HE40 Full CH03 2422MHz	
1+2	Horizontal	Vertical
Peak Avg.	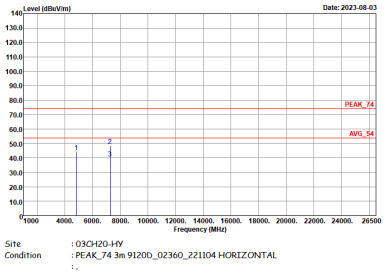	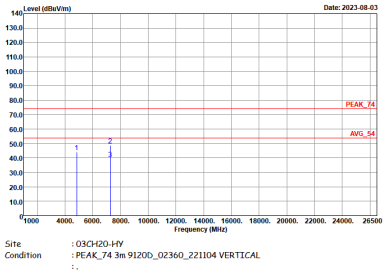

WIFI	2.4GHz 2400~2483.5MHz Harmonic @ 3m	
ANT	802.11 ax HE40 Full CH06 2437MHz	
1+2	Horizontal	Vertical
Peak Avg.	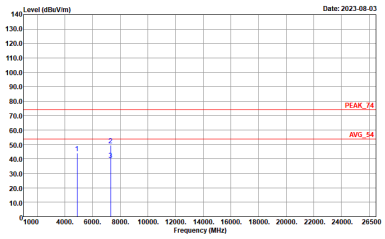 Site : 03CH20-HY Condition : PEAK_74 3m 9120D_02360_221104 HORIZONTAL : .	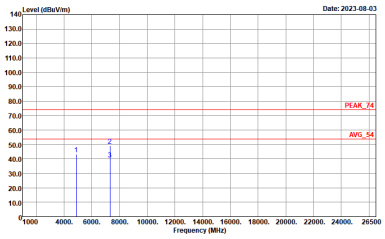 Site : 03CH20-HY Condition : PEAK_74 3m 9120D_02360_221104 VERTICAL : .

WIFI	2.4GHz 2400~2483.5MHz Harmonic @ 3m	
ANT	802.11 ax HE40 Full CH09 2452MHz	
1+2	Horizontal	Vertical
Peak Avg.	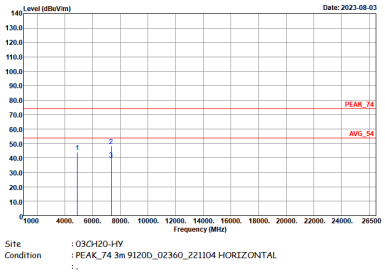	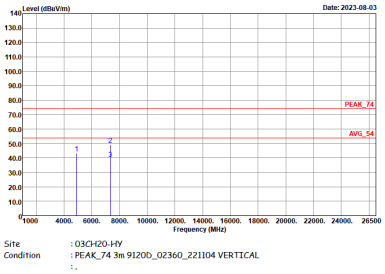

Emission above 18GHz

2.4GHz WIFI 802.11ax HE40 Partial 242/61 (LF)

WIFI	2.4GHz 2400~2483.5MHz	
ANT	802.11ax HE40 Partial 242/61 LF	
1+2	Horizontal	Vertical
QP / Peak	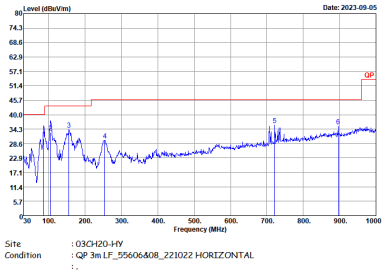	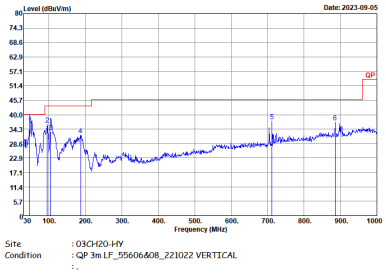

Appendix E. Duty Cycle Plots

Antenna	Band	Duty Cycle(%)	T(us)	1/T(kHz)	VBW Setting
1+2	802.11b	99.92	-	-	10Hz
1+2	802.11g	99.29	-	-	10Hz
1+2	2.4GHz 802.11ax HE20 Full RU	99.73	-	-	10Hz
1+2	2.4GHz 802.11ax HE40 Full RU	99.51	-	-	10Hz
1+2	2.4GHz 802.11ax HE40 242 RU	99.28	-	-	10Hz

MIMO <Ant. 1+2>

802.11b

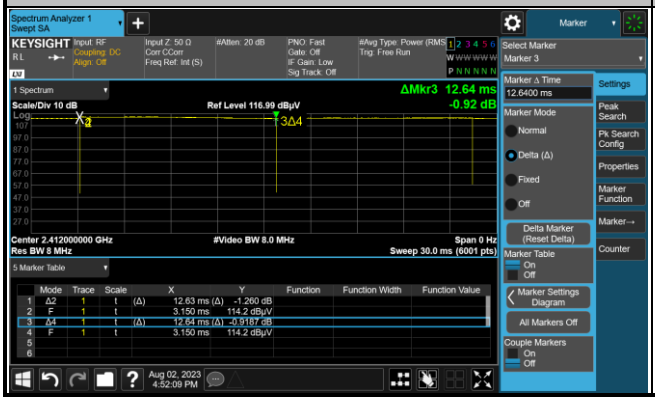

802.11g

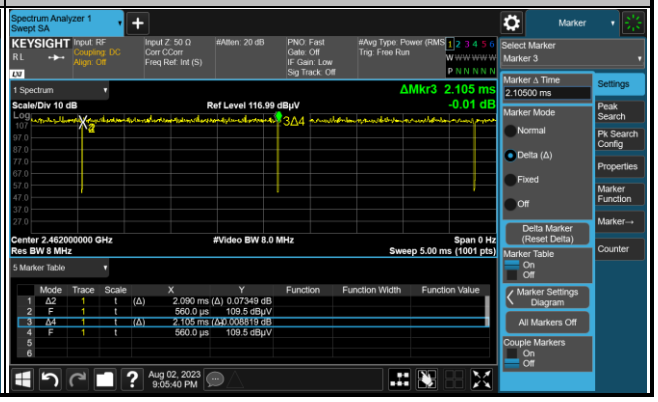

802.11ax HE20 Full RU

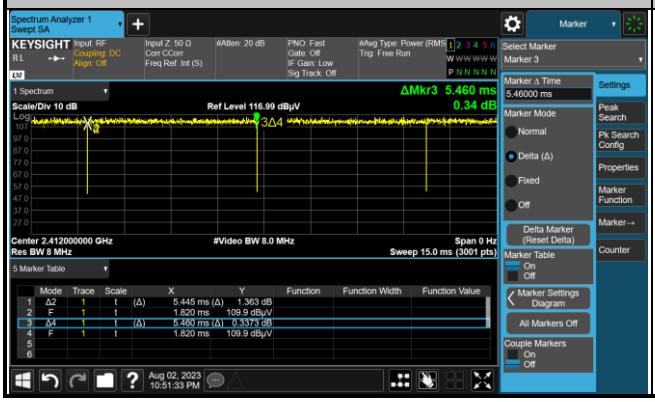

802.11ax HE40 Full RU

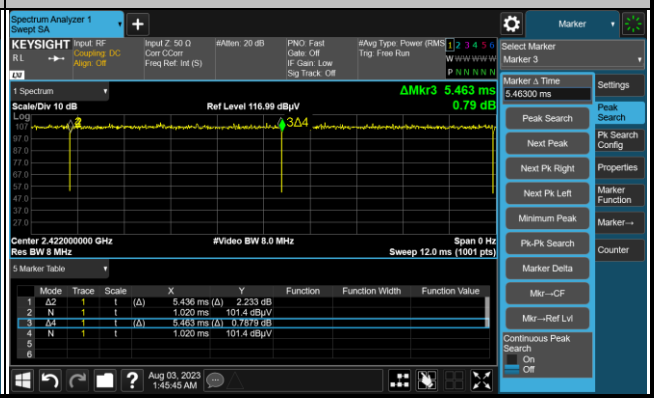
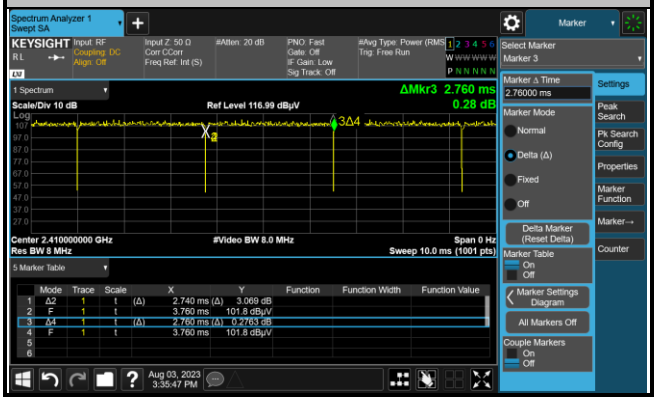
802.11ax HE40 242 RU