# Appendix C: Test Data for E-UTRA Band 2

**Product Name: Biometric access system**
**Trade Mark: N/A**
**Test Model: Access One**

**Environmental Conditions**

| | |
|---|---|
| Temperature: | 24.5°C |
| Relative Humidity: | 54.4% |
| ATM Pressure: | 100.0 kPa |
| Test Engineer: | JK ZHOU |
| Supervised by: | Wang.Chuang |

## C.1 Conducted Output Power

| Conducted Output Power Test Result (Channel Bandwidth: 1.4 MHz) | | | | | | |
|---|---|---|---|---|---|---|
| Modulation | Channel | RB Configuration | | Average Power [dBm] QPSK | Average Power [dBm] 16QAM | Verdict |
| | | Size | Offset | | | |
| QPSK / 16QAM | LCH | 1 | 0 | 21.33 | 20.62 | PASS |
| | | 1 | 3 | 21.38 | 20.73 | PASS |
| | | 1 | 5 | 21.33 | 20.57 | PASS |
| | | 3 | 0 | 21.42 | 20.62 | PASS |
| | | 3 | 2 | 21.44 | 20.63 | PASS |
| | | 3 | 3 | 21.41 | 20.61 | PASS |
| | | 6 | 0 | 20.40 | 19.38 | PASS |
| | MCH | 1 | 0 | 21.39 | 20.85 | PASS |
| | | 1 | 3 | 21.50 | 21.01 | PASS |
| | | 1 | 5 | 21.46 | 20.78 | PASS |
| | | 3 | 0 | 21.51 | 20.55 | PASS |
| | | 3 | 2 | 21.48 | 20.58 | PASS |
| | | 3 | 3 | 21.50 | 20.58 | PASS |
| | | 6 | 0 | 20.46 | 19.42 | PASS |
| | HCH | 1 | 0 | 21.01 | 20.30 | PASS |
| | | 1 | 3 | 21.22 | 20.55 | PASS |
| | | 1 | 5 | 21.19 | 20.45 | PASS |
| | | 3 | 0 | 21.11 | 20.21 | PASS |
| | | 3 | 2 | 21.17 | 20.29 | PASS |
| | | 3 | 3 | 21.21 | 20.32 | PASS |
| | | 6 | 0 | 20.16 | 19.27 | PASS |

| Conducted Output Power Test Result (Channel Bandwidth: 3 MHz) | | | | | | |
|---|---|---|---|---|---|---|
| Modulation | Channel | RB Configuration | | Average Power [dBm] | Average Power [dBm] | Verdict |
| | | Size | Offset | QPSK | 16QAM | |
| QPSK / 16QAM | LCH | 1 | 0 | 21.37 | 20.74 | PASS |
| | | 1 | 7 | 21.65 | 21.02 | PASS |
| | | 1 | 14 | 21.38 | 20.70 | PASS |
| | | 8 | 0 | 20.44 | 19.50 | PASS |
| | | 8 | 4 | 20.47 | 19.57 | PASS |
| | | 8 | 7 | 20.39 | 19.45 | PASS |
| | | 15 | 0 | 20.43 | 19.41 | PASS |
| | MCH | 1 | 0 | 21.42 | 20.72 | PASS |
| | | 1 | 7 | 21.63 | 20.95 | PASS |
| | | 1 | 14 | 21.33 | 20.66 | PASS |
| | | 8 | 0 | 20.47 | 19.51 | PASS |
| | | 8 | 4 | 20.47 | 19.56 | PASS |
| | | 8 | 7 | 20.44 | 19.46 | PASS |
| | | 15 | 0 | 20.42 | 19.40 | PASS |
| | HCH | 1 | 0 | 20.79 | 20.17 | PASS |
| | | 1 | 7 | 21.23 | 20.58 | PASS |
| | | 1 | 14 | 21.16 | 20.52 | PASS |
| | | 8 | 0 | 19.93 | 18.93 | PASS |
| | | 8 | 4 | 20.09 | 18.99 | PASS |
| | | 8 | 7 | 20.06 | 18.99 | PASS |
| | | 15 | 0 | 19.94 | 18.94 | PASS |

This report shall not be reproduced except in full, without the written approval of Shenzhen LCS Compliance Testing Laboratory Ltd.

| Conducted Output Power Test Result (Channel Bandwidth: 5 MHz) | | | | | | |
|---|---|---|---|---|---|---|
| Modulation | Channel | RB Configuration | | Average Power [dBm] | Average Power [dBm] | Verdict |
| | | Size | Offset | QPSK | 16QAM | |
| QPSK / 16QAM | LCH | 1 | 0 | 21.37 | 20.79 | PASS |
| | | 1 | 12 | 21.71 | 21.21 | PASS |
| | | 1 | 24 | 21.19 | 20.67 | PASS |
| | | 12 | 0 | 20.46 | 19.66 | PASS |
| | | 12 | 6 | 20.49 | 19.65 | PASS |
| | | 12 | 13 | 20.40 | 19.52 | PASS |
| | | 25 | 0 | 20.46 | 19.45 | PASS |
| | MCH | 1 | 0 | 21.39 | 20.75 | PASS |
| | | 1 | 12 | 21.58 | 21.15 | PASS |
| | | 1 | 24 | 21.25 | 20.62 | PASS |
| | | 12 | 0 | 20.47 | 19.61 | PASS |
| | | 12 | 6 | 20.50 | 19.66 | PASS |
| | | 12 | 13 | 20.43 | 19.57 | PASS |
| | | 25 | 0 | 20.46 | 19.47 | PASS |
| | HCH | 1 | 0 | 20.44 | 19.54 | PASS |
| | | 1 | 12 | 21.15 | 20.19 | PASS |
| | | 1 | 24 | 21.04 | 20.07 | PASS |
| | | 12 | 0 | 19.71 | 18.75 | PASS |
| | | 12 | 6 | 19.90 | 18.94 | PASS |
| | | 12 | 13 | 19.87 | 18.94 | PASS |
| | | 25 | 0 | 19.81 | 18.86 | PASS |

This report shall not be reproduced except in full, without the written approval of Shenzhen LCS Compliance Testing Laboratory Ltd.

| Conducted Output Power Test Result (Channel Bandwidth: 10 MHz) | | | | | | |
|---|---|---|---|---|---|---|
| Modulation | Channel | RB Configuration | | Average Power [dBm] | Average Power [dBm] | Verdict |
| | | Size | Offset | QPSK | 16QAM | |
| QPSK / 16QAM | LCH | 1 | 0 | 21.40 | 20.71 | PASS |
| | | 1 | 24 | 21.46 | 20.79 | PASS |
| | | 1 | 49 | 21.13 | 20.49 | PASS |
| | | 25 | 0 | 20.48 | 19.48 | PASS |
| | | 25 | 12 | 20.37 | 19.38 | PASS |
| | | 25 | 25 | 20.28 | 19.34 | PASS |
| | | 50 | 0 | 20.39 | 19.39 | PASS |
| | MCH | 1 | 0 | 21.43 | 20.75 | PASS |
| | | 1 | 24 | 21.61 | 20.92 | PASS |
| | | 1 | 49 | 21.20 | 20.54 | PASS |
| | | 25 | 0 | 20.50 | 19.57 | PASS |
| | | 25 | 12 | 20.46 | 19.46 | PASS |
| | | 25 | 25 | 20.43 | 19.41 | PASS |
| | | 50 | 0 | 20.48 | 19.49 | PASS |
| | HCH | 1 | 0 | 20.26 | 19.67 | PASS |
| | | 1 | 24 | 20.70 | 20.15 | PASS |
| | | 1 | 49 | 21.05 | 20.48 | PASS |
| | | 25 | 0 | 19.41 | 18.39 | PASS |
| | | 25 | 12 | 19.60 | 18.62 | PASS |
| | | 25 | 25 | 19.75 | 18.75 | PASS |
| | | 50 | 0 | 19.54 | 18.54 | PASS |

This report shall not be reproduced except in full, without the written approval of Shenzhen LCS Compliance Testing Laboratory Ltd.

| Conducted Output Power Test Result (Channel Bandwidth: 15 MHz) | | | | | | |
|---|---|---|---|---|---|---|
| Modulation | Channel | RB Configuration | | Average Power [dBm] | Average Power [dBm] | Verdict |
| | | Size | Offset | QPSK | 16QAM | |
| QPSK / 16QAM | LCH | 1 | 0 | 21.36 | 20.70 | PASS |
| | | 1 | 37 | 21.46 | 20.82 | PASS |
| | | 1 | 74 | 21.11 | 20.47 | PASS |
| | | 37 | 0 | 20.39 | 19.39 | PASS |
| | | 37 | 18 | 20.25 | 19.29 | PASS |
| | | 37 | 38 | 20.26 | 19.28 | PASS |
| | | 75 | 0 | 20.37 | 19.31 | PASS |
| | MCH | 1 | 0 | 21.33 | 20.66 | PASS |
| | | 1 | 37 | 21.53 | 20.86 | PASS |
| | | 1 | 74 | 21.04 | 20.31 | PASS |
| | | 37 | 0 | 20.59 | 19.20 | PASS |
| | | 37 | 18 | 20.49 | 19.19 | PASS |
| | | 37 | 38 | 20.35 | 19.13 | PASS |
| | | 75 | 0 | 20.20 | 19.15 | PASS |
| | HCH | 1 | 0 | 21.08 | 20.44 | PASS |
| | | 1 | 37 | 21.14 | 20.46 | PASS |
| | | 1 | 74 | 20.78 | 20.13 | PASS |
| | | 37 | 0 | 20.06 | 19.10 | PASS |
| | | 37 | 18 | 19.98 | 19.03 | PASS |
| | | 37 | 38 | 19.92 | 18.92 | PASS |
| | | 75 | 0 | 20.05 | 18.99 | PASS |

This report shall not be reproduced except in full, without the written approval of Shenzhen LCS Compliance Testing Laboratory Ltd.

| Conducted Output Power Test Result (Channel Bandwidth: 20 MHz) | | | | | | |
|---|---|---|---|---|---|---|
| Modulation | Channel | RB Configuration | | Average Power [dBm] | Average Power [dBm] | Verdict |
| | | Size | Offset | QPSK | 16QAM | |
| QPSK / 16QAM | LCH | 1 | 0 | 21.05 | 20.33 | PASS |
| | | 1 | 49 | 21.35 | 20.58 | PASS |
| | | 1 | 99 | 21.27 | 20.46 | PASS |
| | | 50 | 0 | 20.04 | 19.00 | PASS |
| | | 50 | 25 | 20.14 | 19.15 | PASS |
| | | 50 | 50 | 20.25 | 19.20 | PASS |
| | | 100 | 0 | 20.11 | 19.11 | PASS |
| | MCH | 1 | 0 | 21.30 | 20.47 | PASS |
| | | 1 | 49 | 21.43 | 20.59 | PASS |
| | | 1 | 99 | 21.14 | 20.36 | PASS |
| | | 50 | 0 | 20.13 | 19.09 | PASS |
| | | 50 | 25 | 20.18 | 19.17 | PASS |
| | | 50 | 50 | 20.12 | 19.13 | PASS |
| | | 100 | 0 | 20.15 | 19.09 | PASS |
| | HCH | 1 | 0 | 21.25 | 20.60 | PASS |
| | | 1 | 49 | 21.21 | 20.60 | PASS |
| | | 1 | 99 | 20.82 | 20.15 | PASS |
| | | 50 | 0 | 20.32 | 19.31 | PASS |
| | | 50 | 25 | 20.00 | 19.06 | PASS |
| | | 50 | 50 | 19.90 | 18.90 | PASS |
| | | 100 | 0 | 20.07 | 19.06 | PASS |

## C.2 Peak-to-Average Ratio

| Peak-to Average Ratio Test Result (Channel Bandwidth: 1.4 MHz) | | | | |
|---|---|---|---|---|
| Modulation | Channel | Peak-to-Average Ratio [dB] | Limit [dB] | Verdict |
| QPSK | LCH | 5.81 | <13 | PASS |
| | MCH | 5.52 | <13 | PASS |
| | HCH | 5.28 | <13 | PASS |
| 16QAM | LCH | 6.82 | <13 | PASS |
| | MCH | 6.43 | <13 | PASS |
| | HCH | 6.17 | <13 | PASS |

| Peak-to Average Ratio Test Result (Channel Bandwidth: 3 MHz) | | | | |
|---|---|---|---|---|
| Modulation | Channel | Peak-to-Average Ratio [dB] | Limit [dB] | Verdict |
| QPSK | LCH | 5.72 | <13 | PASS |
| | MCH | 5.58 | <13 | PASS |
| | HCH | 5.47 | <13 | PASS |
| 16QAM | LCH | 6.72 | <13 | PASS |
| | MCH | 6.48 | <13 | PASS |
| | HCH | 6.19 | <13 | PASS |

| Peak-to Average Ratio Test Result (Channel Bandwidth: 5 MHz) | | | | |
|---|---|---|---|---|
| Modulation | Channel | Peak-to-Average Ratio [dB] | Limit [dB] | Verdict |
| QPSK | LCH | 5.83 | <13 | PASS |
| | MCH | 5.61 | <13 | PASS |
| | HCH | 5.5 | <13 | PASS |
| 16QAM | LCH | 6.73 | <13 | PASS |
| | MCH | 6.38 | <13 | PASS |
| | HCH | 6.28 | <13 | PASS |

| Peak-to Average Ratio Test Result (Channel Bandwidth: 10 MHz) | | | | |
|---|---|---|---|---|
| Modulation | Channel | Peak-to-Average Ratio [dB] | Limit [dB] | Verdict |
| QPSK | LCH | 5.8 | <13 | PASS |
| | MCH | 5.6 | <13 | PASS |
| | HCH | 5.64 | <13 | PASS |
| 16QAM | LCH | 6.52 | <13 | PASS |
| | MCH | 6.32 | <13 | PASS |
| | HCH | 6.31 | <13 | PASS |

This report shall not be reproduced except in full, without the written approval of Shenzhen LCS Compliance Testing Laboratory Ltd.

| Peak-to Average Ratio Test Result (Channel Bandwidth: 15 MHz) | | | | |
|---|---|---|---|---|
| Modulation | Channel | Peak-to-Average Ratio [dB] | Limit [dB] | Verdict |
| QPSK | LCH | 5.04 | <13 | PASS |
| | MCH | 4.96 | <13 | PASS |
| | HCH | 5.05 | <13 | PASS |
| 16QAM | LCH | 6.37 | <13 | PASS |
| | MCH | 6.27 | <13 | PASS |
| | HCH | 6.29 | <13 | PASS |

| Peak-to Average Ratio Test Result (Channel Bandwidth: 20 MHz) | | | | |
|---|---|---|---|---|
| Modulation | Channel | Peak-to-Average Ratio [dB] | Limit [dB] | Verdict |
| QPSK | LCH | 5.7 | <13 | PASS |
| | MCH | 5.69 | <13 | PASS |
| | HCH | 5.74 | <13 | PASS |
| 16QAM | LCH | 6.83 | <13 | PASS |
| | MCH | 6.78 | <13 | PASS |
| | HCH | 6.74 | <13 | PASS |

Peak-to Average Ratio Test Graph(s) (Channel Bandwidth: 1.4 MHz)_LCH_QPSK

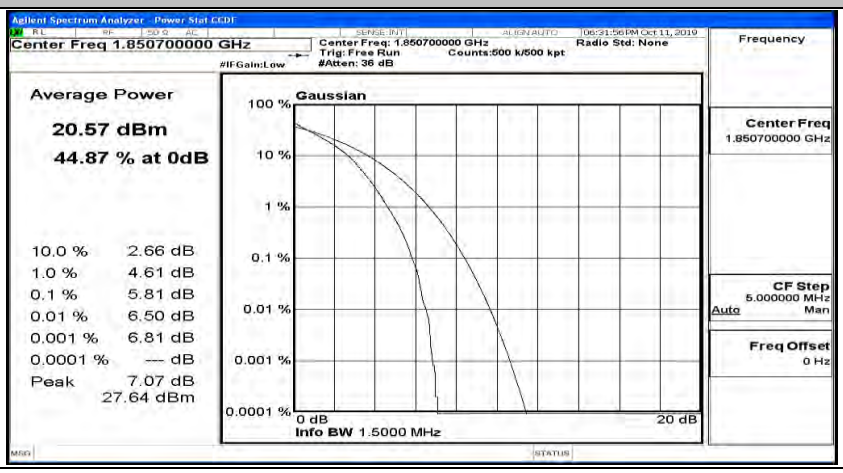


Peak-to Average Ratio Test Graph(s) (Channel Bandwidth: 1.4 MHz)_MCH_QPSK

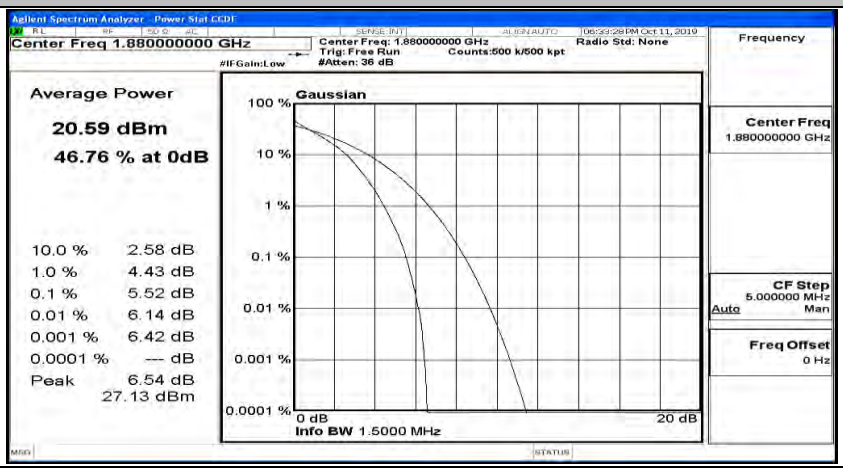


Peak-to Average Ratio Test Graph(s) (Channel Bandwidth: 1.4 MHz)_HCH_QPSK

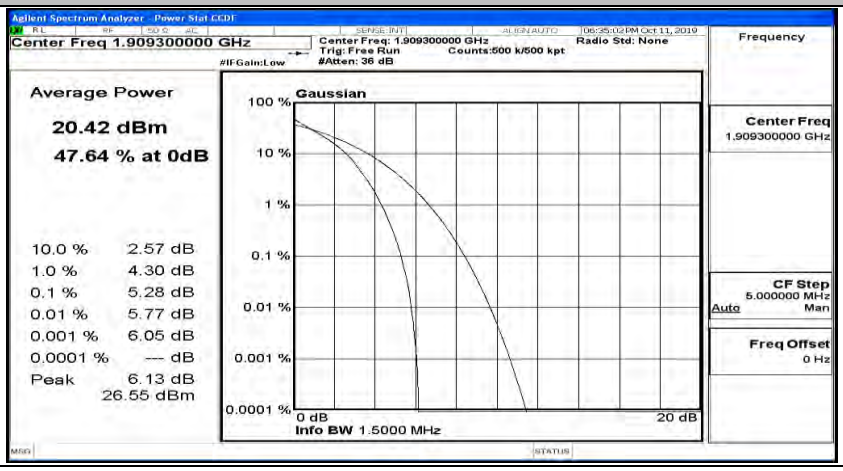

Peak-to Average Ratio Test Graph(s) (Channel Bandwidth: 1.4 MHz)_LCH_16QAM

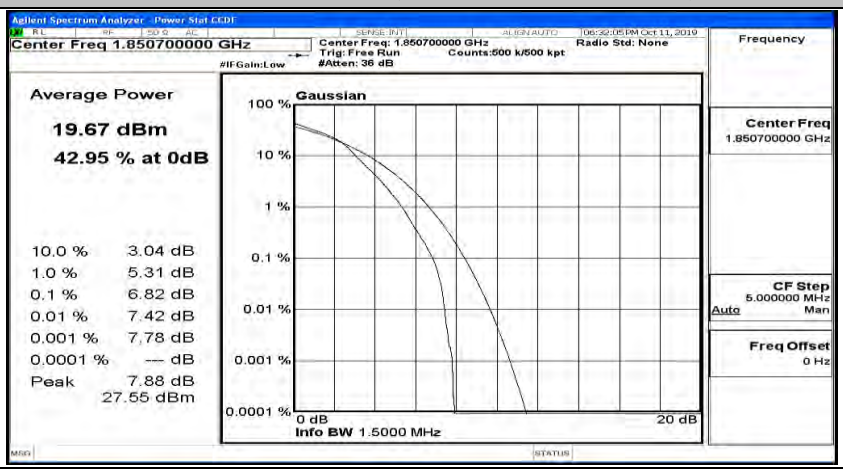


Peak-to Average Ratio Test Graph(s) (Channel Bandwidth: 1.4 MHz)_MCH_16QAM

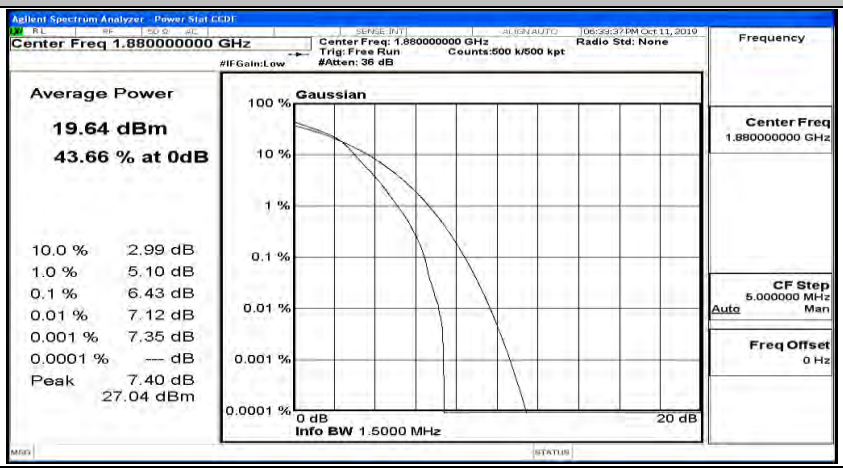


Peak-to Average Ratio Test Graph(s) (Channel Bandwidth: 1.4 MHz)_HCH_16QAM

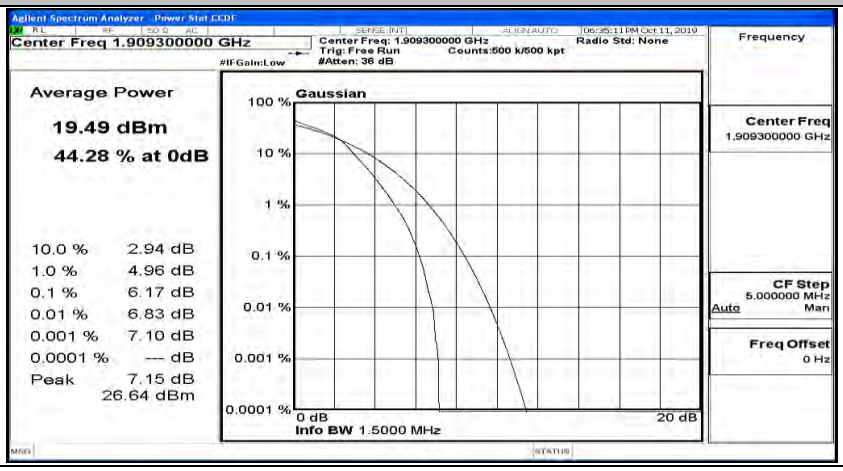

Peak-to Average Ratio Test Graph(s) (Channel Bandwidth: 3 MHz)_LCH_QPSK

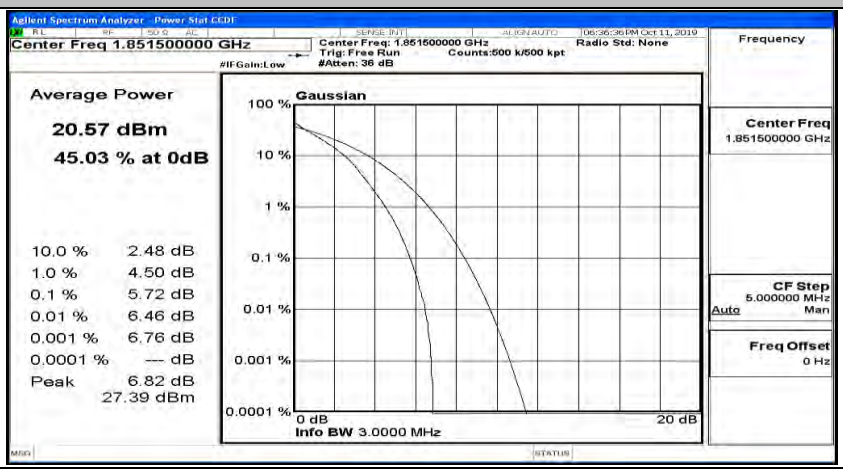


Peak-to Average Ratio Test Graph(s) (Channel Bandwidth: 3 MHz)_MCH_QPSK

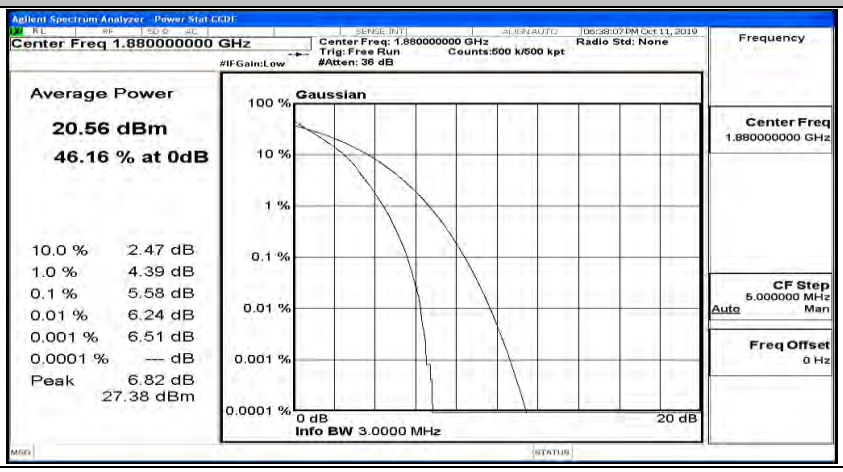


Peak-to Average Ratio Test Graph(s) (Channel Bandwidth: 3 MHz)_HCH_QPSK

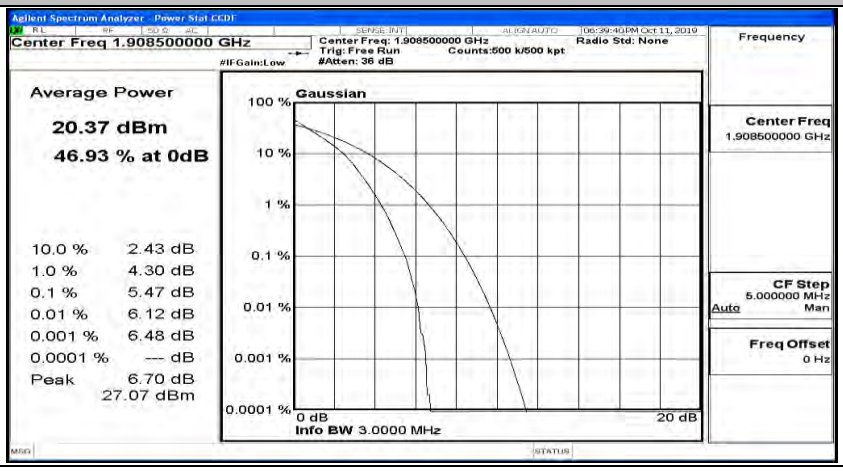

Peak-to Average Ratio Test Graph(s) (Channel Bandwidth: 3 MHz)_LCH_16QAM

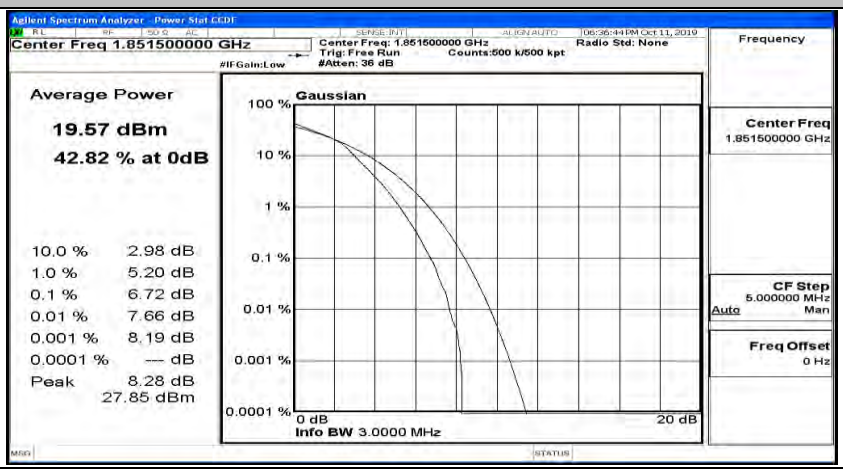


Peak-to Average Ratio Test Graph(s) (Channel Bandwidth: 3 MHz)_MCH_16QAM

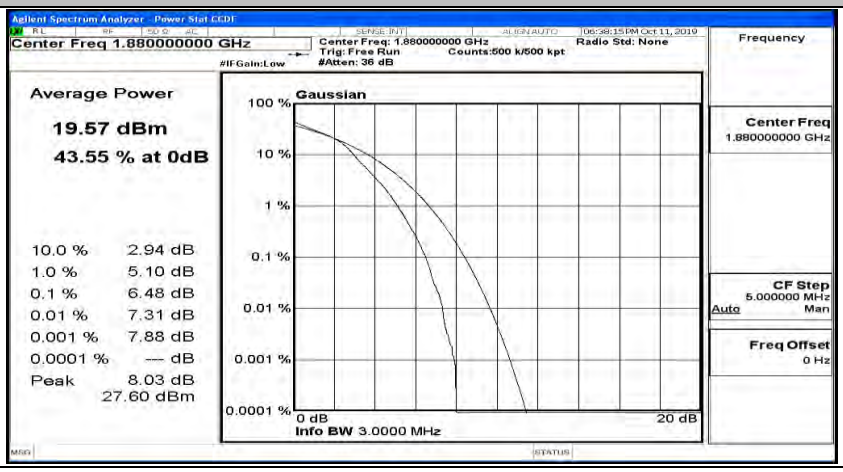


Peak-to Average Ratio Test Graph(s) (Channel Bandwidth: 3 MHz)_HCH_16QAM

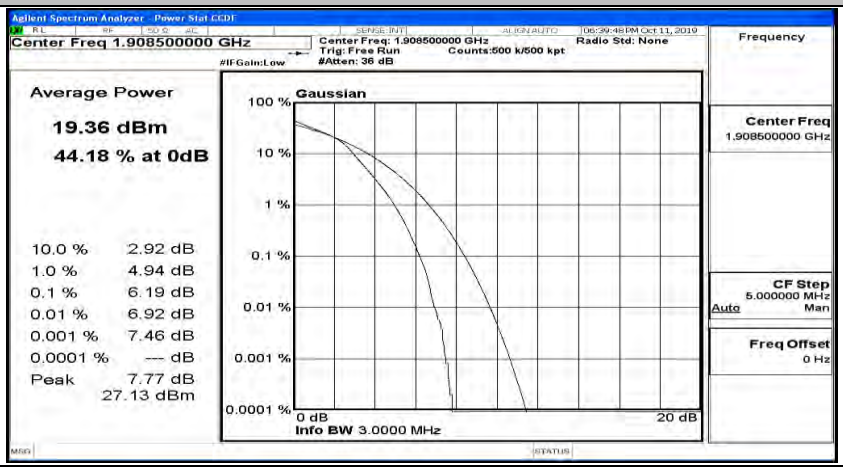

Peak-to Average Ratio Test Graph(s) (Channel Bandwidth: 5 MHz)_LCH_QPSK

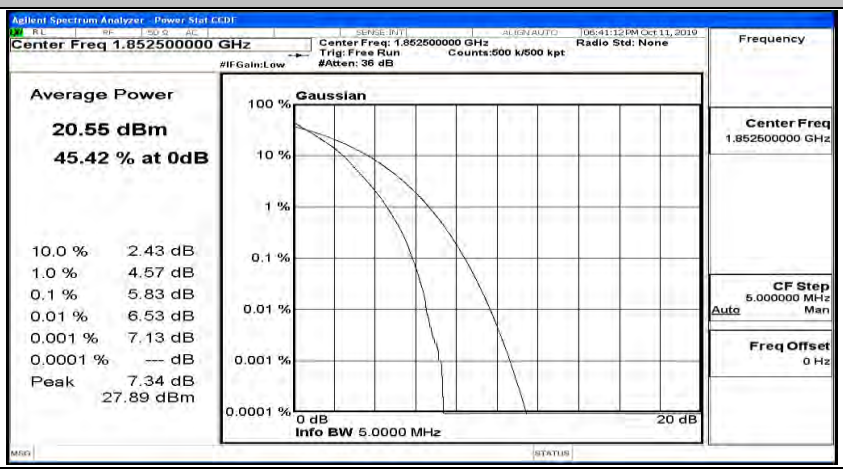


Peak-to Average Ratio Test Graph(s) (Channel Bandwidth: 5 MHz)_MCH_QPSK

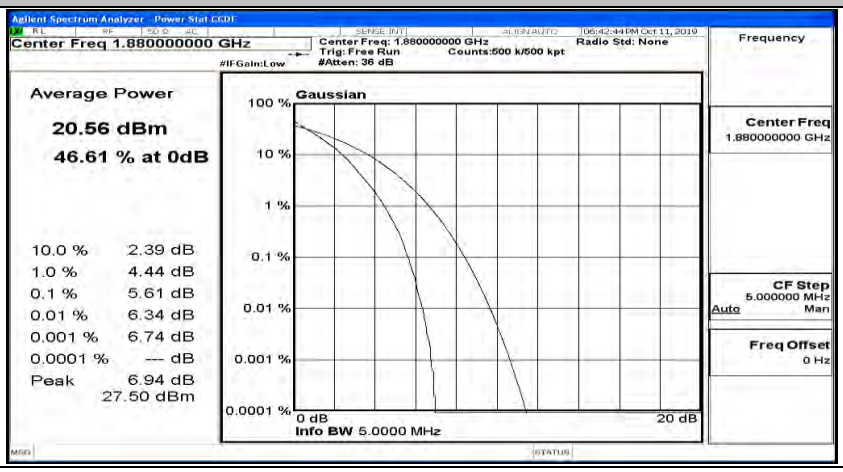


Peak-to Average Ratio Test Graph(s) (Channel Bandwidth: 5 MHz)_HCH_QPSK

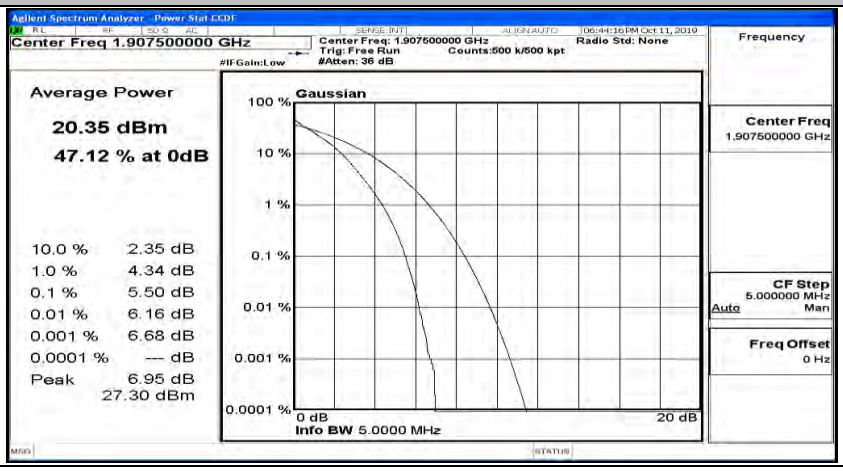

Peak-to Average Ratio Test Graph(s) (Channel Bandwidth: 5 MHz)_LCH_16QAM

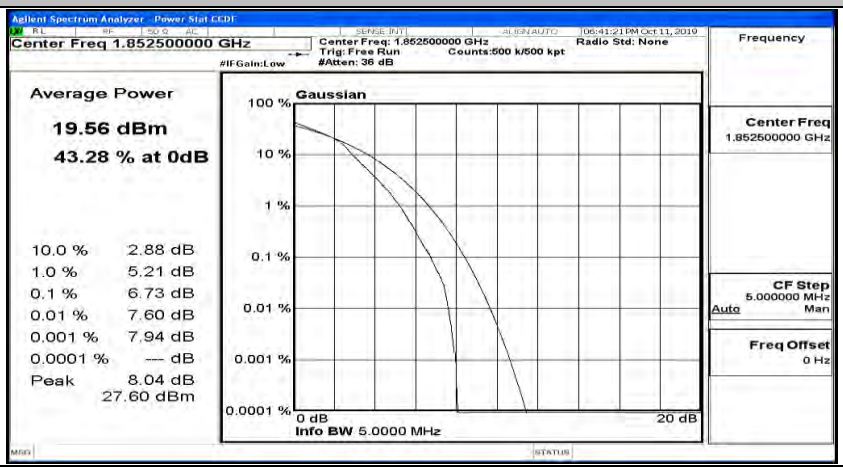


Peak-to Average Ratio Test Graph(s) (Channel Bandwidth: 5 MHz)_MCH_16QAM

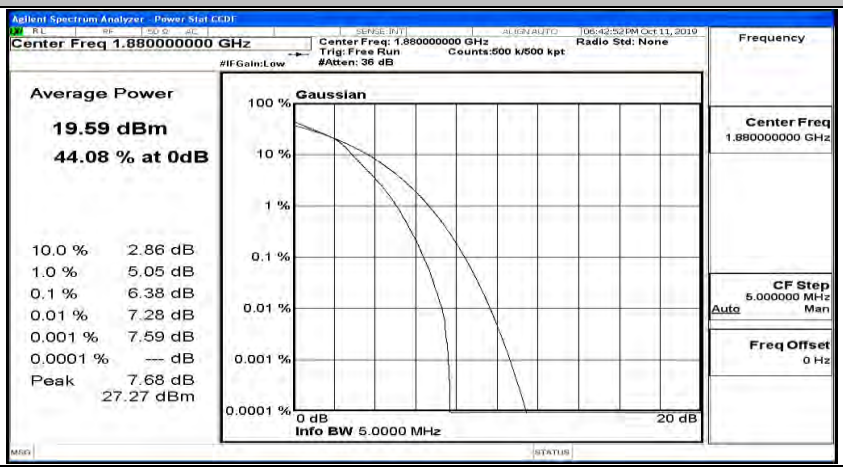


Peak-to Average Ratio Test Graph(s) (Channel Bandwidth: 5 MHz)_HCH_16QAM

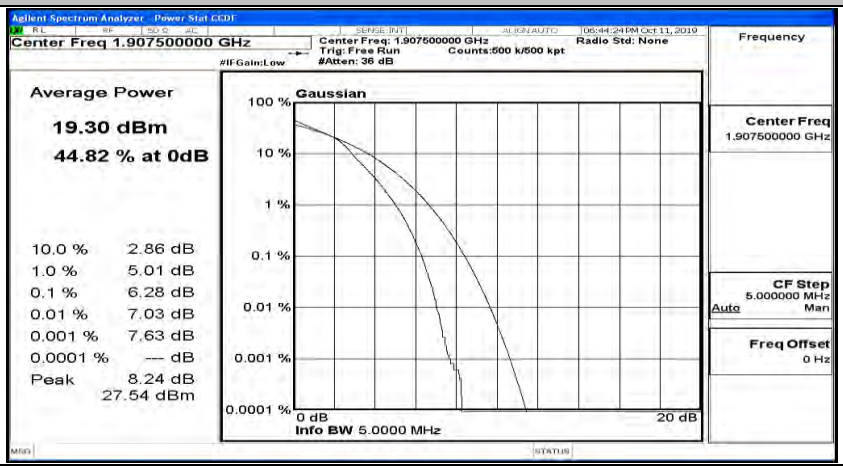

Peak-to Average Ratio Test Graph(s) (Channel Bandwidth: 10 MHz)_LCH_QPSK

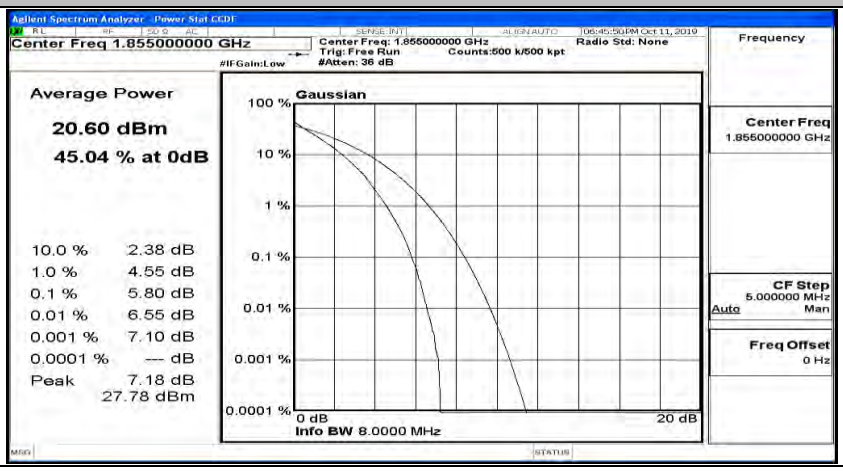


Peak-to Average Ratio Test Graph(s) (Channel Bandwidth: 10 MHz)_MCH_QPSK

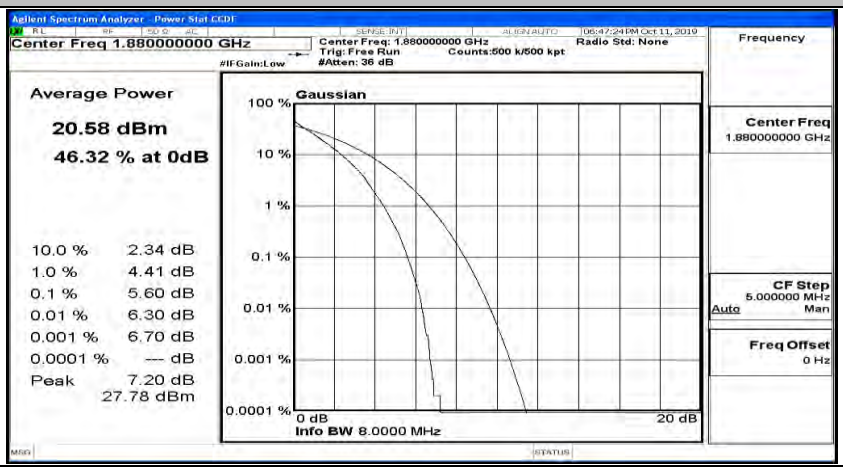


Peak-to Average Ratio Test Graph(s) (Channel Bandwidth: 10 MHz)_HCH_QPSK

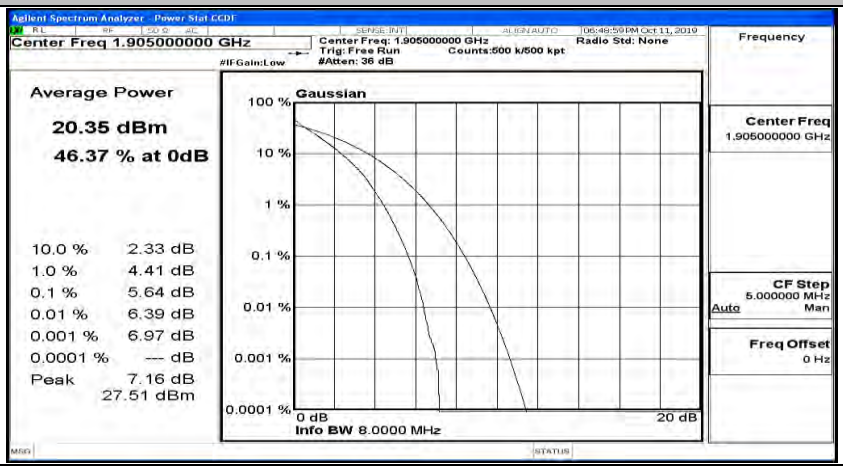

Peak-to Average Ratio Test Graph(s) (Channel Bandwidth: 10 MHz)_LCH_16QAM

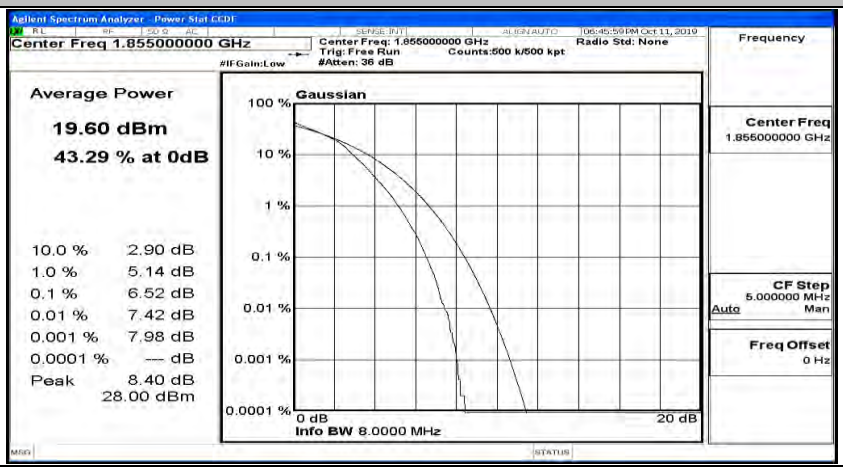


Peak-to Average Ratio Test Graph(s) (Channel Bandwidth: 10 MHz)_MCH_16QAM

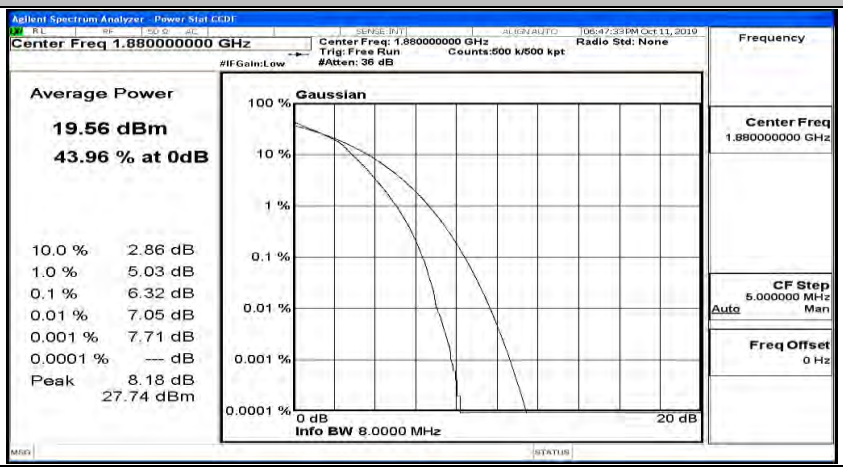


Peak-to Average Ratio Test Graph(s) (Channel Bandwidth: 10 MHz)_HCH_16QAM

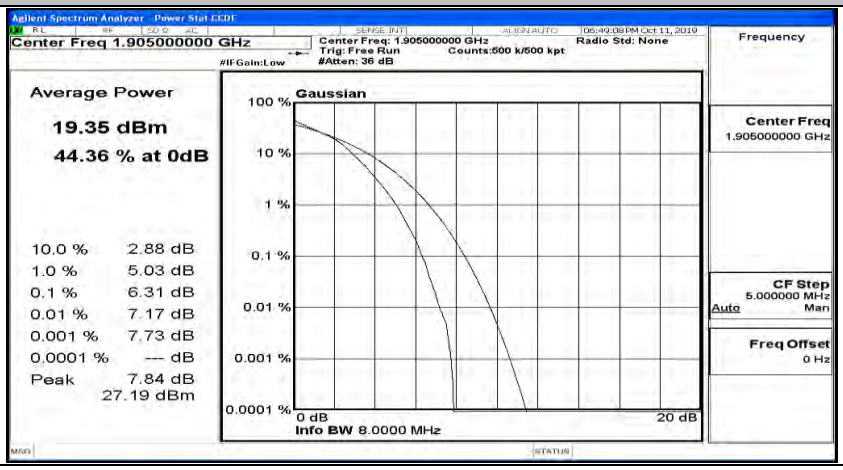

Peak-to Average Ratio Test Graph(s) (Channel Bandwidth:15 MHz)_LCH_QPSK

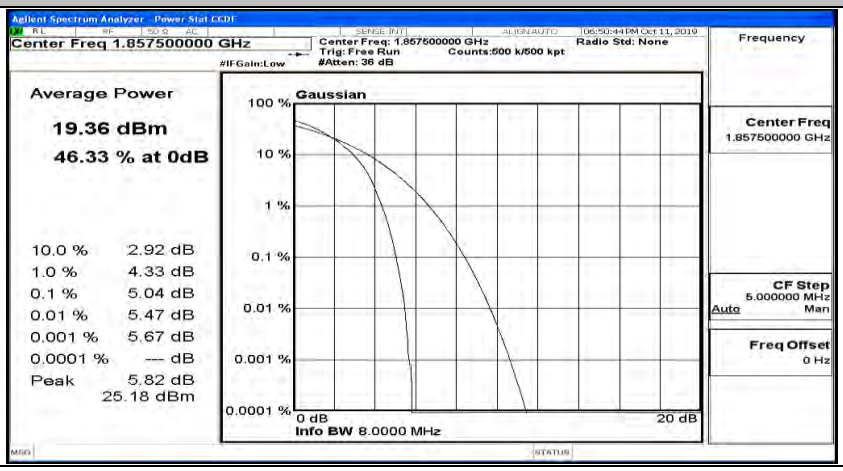


Peak-to Average Ratio Test Graph(s) (Channel Bandwidth:15 MHz)_MCH_QPSK

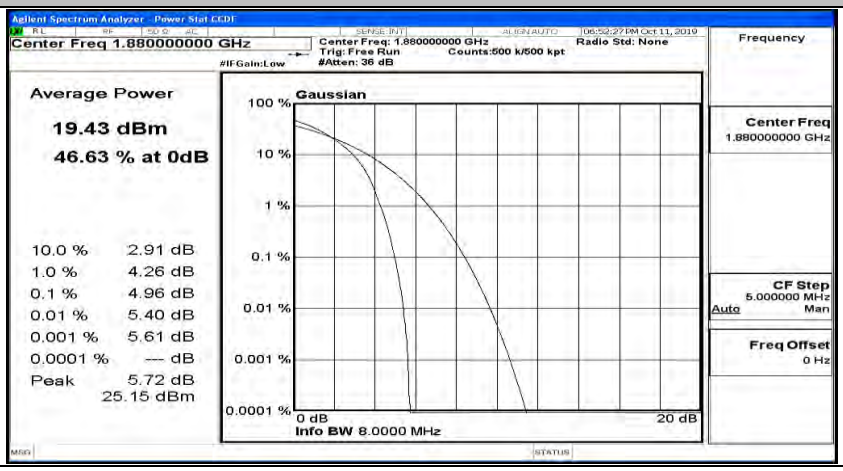


Peak-to Average Ratio Test Graph(s) (Channel Bandwidth:15 MHz)_HCH_QPSK

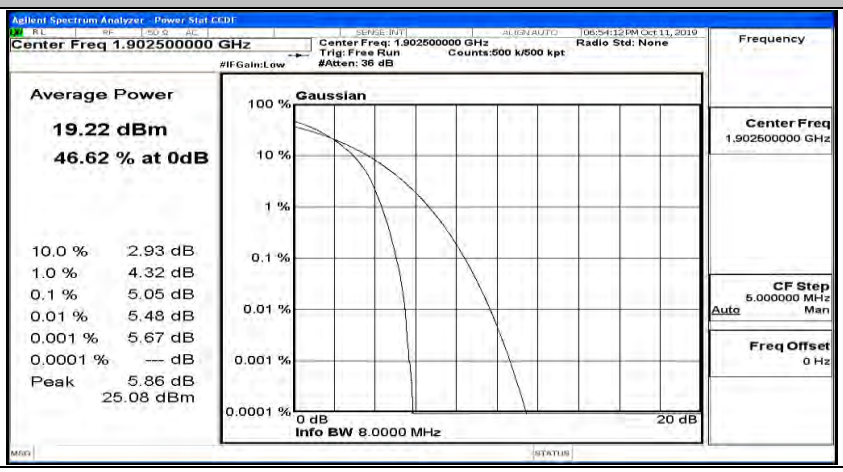

Peak-to Average Ratio Test Graph(s) (Channel Bandwidth:15 MHz)_LCH_16QAM

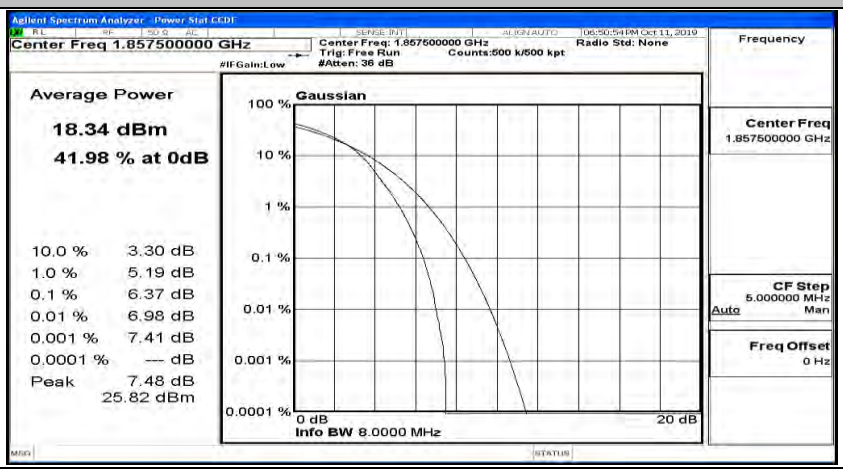


Peak-to Average Ratio Test Graph(s) (Channel Bandwidth:15 MHz)_MCH_16QAM

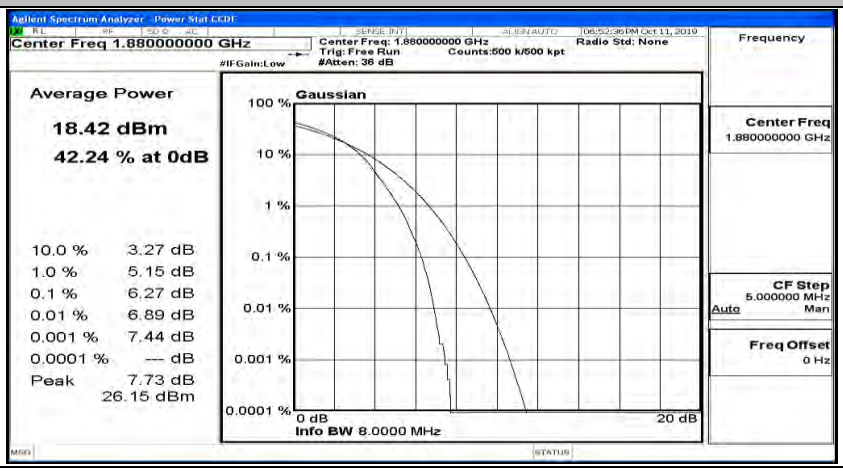


Peak-to Average Ratio Test Graph(s) (Channel Bandwidth:15 MHz)_HCH_16QAM

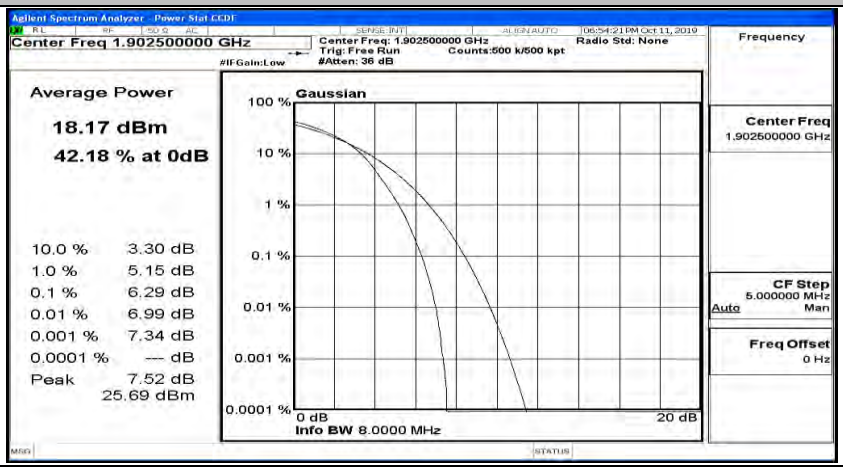

Peak-to Average Ratio Test Graph(s) (Channel Bandwidth:20 MHz)_LCH_QPSK

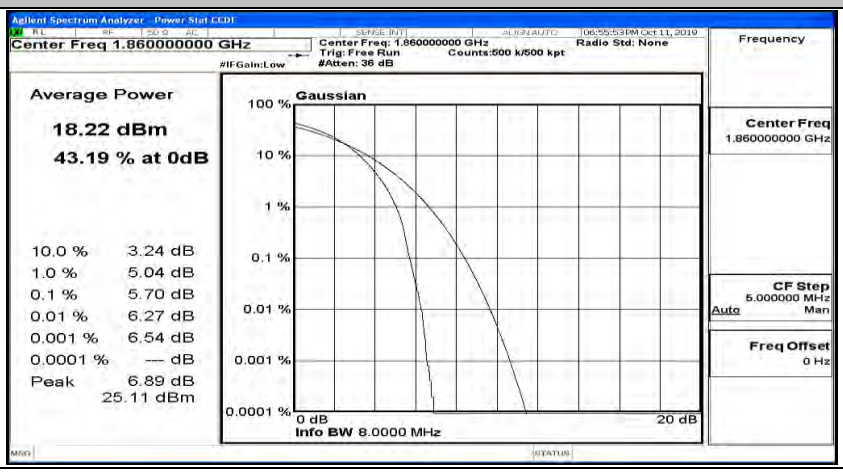


Peak-to Average Ratio Test Graph(s) (Channel Bandwidth:20 MHz)_MCH_QPSK

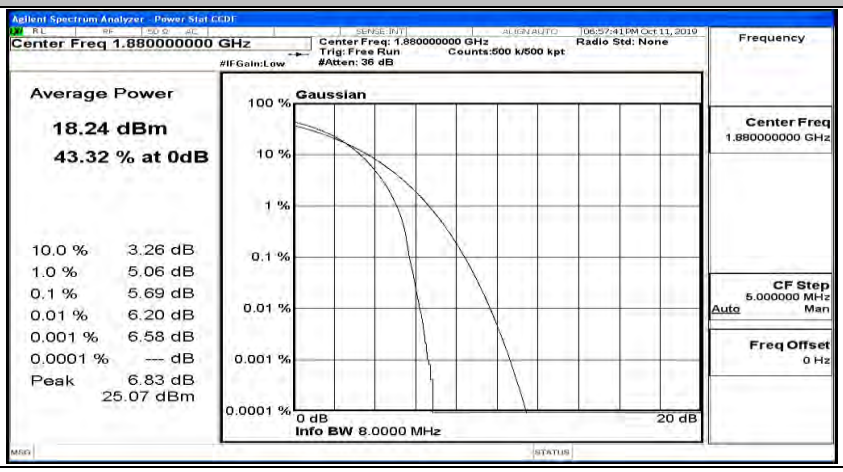


Peak-to Average Ratio Test Graph(s) (Channel Bandwidth:20 MHz)_HCH_QPSK

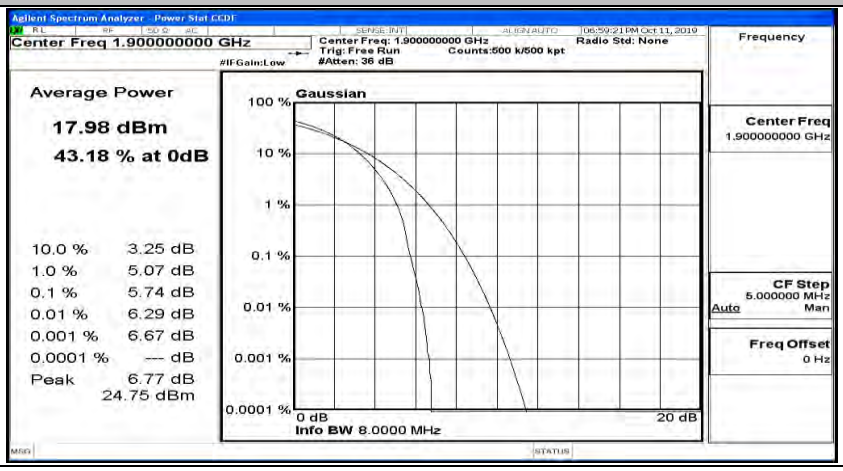

Peak-to Average Ratio Test Graph(s) (Channel Bandwidth:20 MHz)_LCH_16QAM

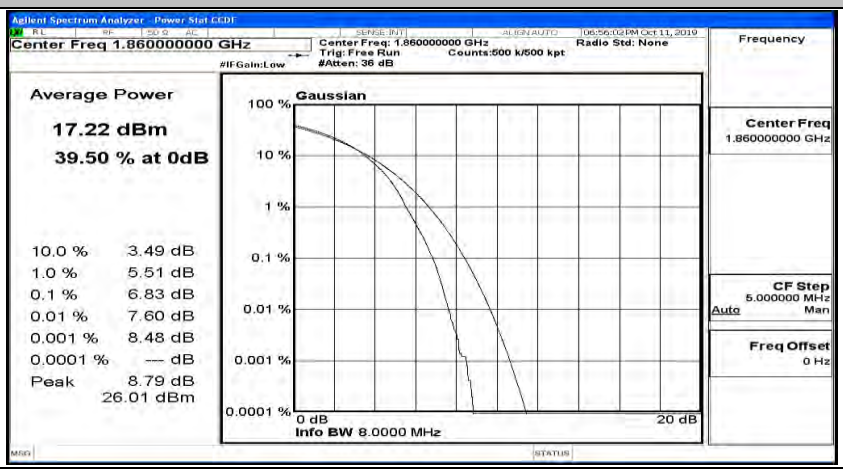


Peak-to Average Ratio Test Graph(s) (Channel Bandwidth:20 MHz)_MCH_16QAM

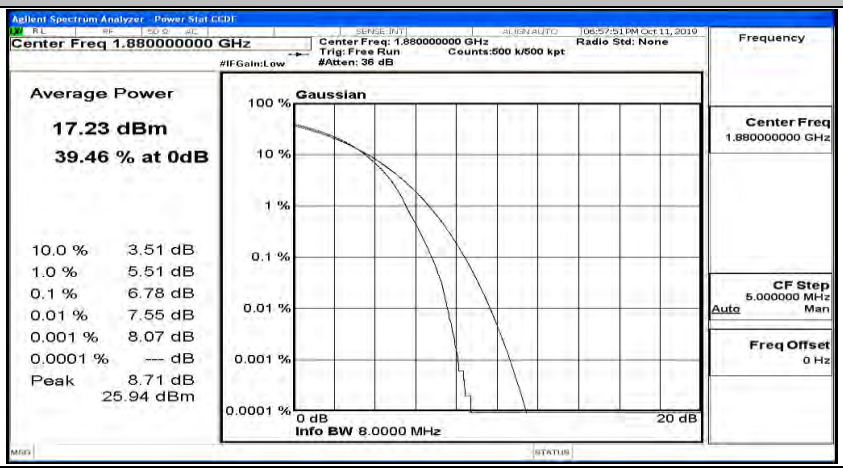


Peak-to Average Ratio Test Graph(s) (Channel Bandwidth:20 MHz)_HCH_16QAM

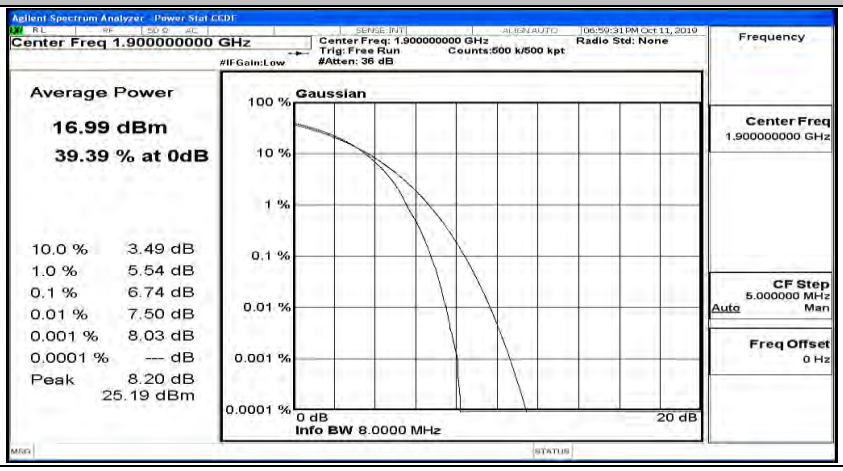

## C.3 26dB Bandwidth and Occupied Bandwidth

| EBW & OBW Test Result (Channel Bandwidth: 1.4 MHz) | | | | |
|---|---|---|---|---|
| Modulation | Channel | Occupied Bandwidth (MHz) | 26dB Bandwidth (MHz) | Verdict |
| QPSK | LCH | 1.0780 | 1.228 | PASS |
| | MCH | 1.0749 | 1.205 | PASS |
| | HCH | 1.0765 | 1.210 | PASS |
| 16QAM | LCH | 1.0776 | 1.220 | PASS |
| | MCH | 1.0774 | 1.228 | PASS |
| | HCH | 1.0759 | 1.223 | PASS |

| EBW & OBW Test Result (Channel Bandwidth: 3 MHz) | | | | |
|---|---|---|---|---|
| Modulation | Channel | Occupied Bandwidth (MHz) | 26dB Bandwidth (MHz) | Verdict |
| QPSK | LCH | 2.6818 | 2.823 | PASS |
| | MCH | 2.6782 | 2.830 | PASS |
| | HCH | 2.6756 | 2.846 | PASS |
| 16QAM | LCH | 2.6777 | 2.828 | PASS |
| | MCH | 2.6845 | 2.842 | PASS |
| | HCH | 2.6754 | 2.853 | PASS |

| EBW & OBW Test Result (Channel Bandwidth: 5 MHz) | | | | |
|---|---|---|---|---|
| Modulation | Channel | Occupied Bandwidth (MHz) | 26dB Bandwidth (MHz) | Verdict |
| QPSK | LCH | 4.4735 | 4.882 | PASS |
| | MCH | 4.4754 | 4.857 | PASS |
| | HCH | 4.4747 | 4.837 | PASS |
| 16QAM | LCH | 4.4678 | 4.889 | PASS |
| | MCH | 4.4798 | 4.839 | PASS |
| | HCH | 4.4837 | 4.898 | PASS |

| EBW & OBW Test Result (Channel Bandwidth: 10 MHz) | | | | |
|---|---|---|---|---|
| Modulation | Channel | Occupied Bandwidth (MHz) | 26dB Bandwidth (MHz) | Verdict |
| QPSK | LCH | 8.9480 | 9.609 | PASS |
| | MCH | 8.9448 | 9.482 | PASS |
| | HCH | 8.9422 | 9.563 | PASS |
| 16QAM | LCH | 8.9391 | 9.493 | PASS |
| | MCH | 8.9464 | 9.519 | PASS |
| | HCH | 8.9547 | 9.465 | PASS |

This report shall not be reproduced except in full, without the written approval of Shenzhen LCS Compliance Testing Laboratory Ltd.

| EBW & OBW Test Result (Channel Bandwidth: 15 MHz) | | | | |
|---|---|---|---|---|
| Modulation | Channel | Occupied Bandwidth (MHz) | 26dB Bandwidth (MHz) | Verdict |
| QPSK | LCH | 13.415 | 14.18 | PASS |
| | MCH | 13.405 | 14.15 | PASS |
| | HCH | 13.400 | 14.09 | PASS |
| 16QAM | LCH | 13.414 | 14.09 | PASS |
| | MCH | 13.399 | 14.09 | PASS |
| | HCH | 13.407 | 14.15 | PASS |

| EBW & OBW Test Result (Channel Bandwidth: 20 MHz) | | | | |
|---|---|---|---|---|
| Modulation | Channel | Occupied Bandwidth (MHz) | 26dB Bandwidth (MHz) | Verdict |
| QPSK | LCH | 17.874 | 18.62 | PASS |
| | MCH | 17.844 | 18.65 | PASS |
| | HCH | 17.869 | 18.72 | PASS |
| 16QAM | LCH | 17.870 | 18.61 | PASS |
| | MCH | 17.866 | 18.62 | PASS |
| | HCH | 17.856 | 18.68 | PASS |

EBW & OBW Test Graph(s) (Channel Bandwidth: 1.4 MHz)_LCH_QPSK

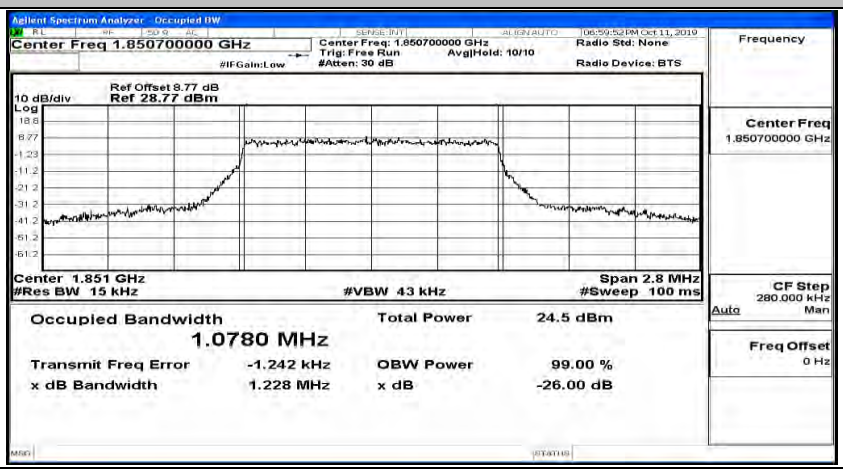


EBW & OBW Test Graph(s) (Channel Bandwidth: 1.4 MHz)_MCH_QPSK

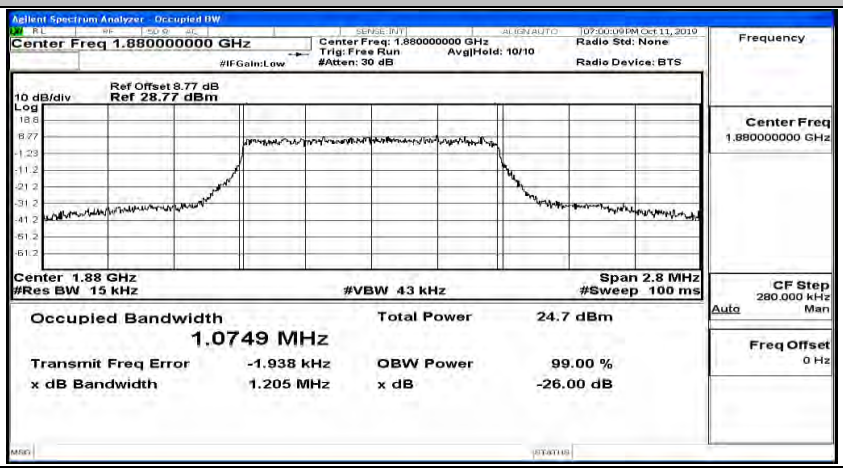


EBW & OBW Test Graph(s) (Channel Bandwidth: 1.4 MHz)_HCH_QPSK

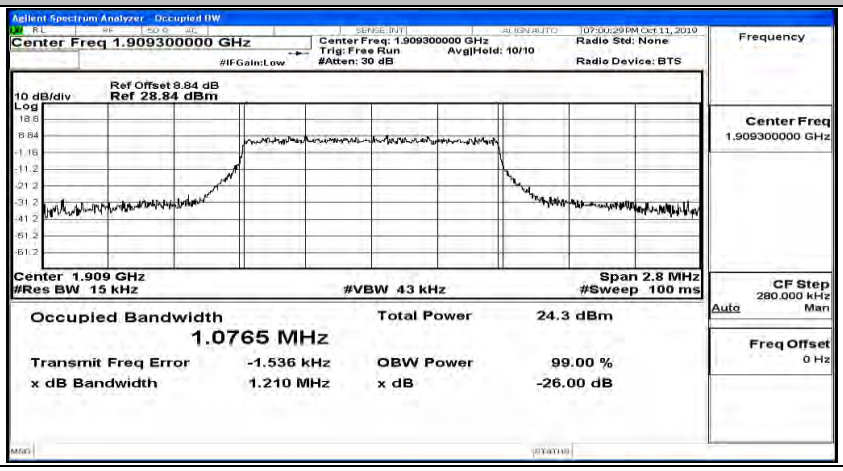

EBW & OBW Test Graph(s) (Channel Bandwidth: 1.4 MHz)_LCH_16QAM

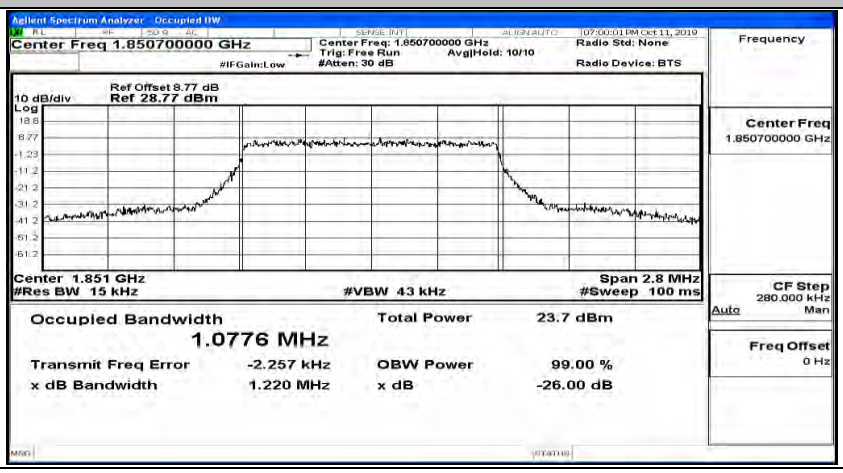


EBW & OBW Test Graph(s) (Channel Bandwidth: 1.4 MHz)_MCH_16QAM

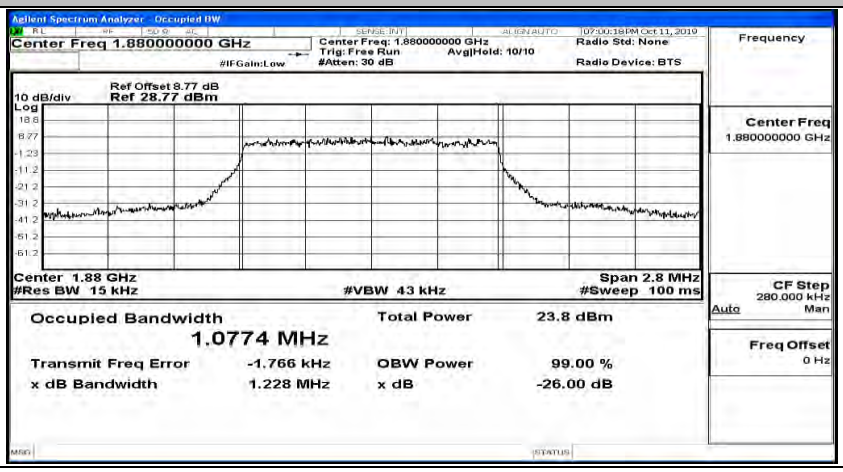


EBW & OBW Test Graph(s) (Channel Bandwidth: 1.4 MHz)_HCH_16QAM

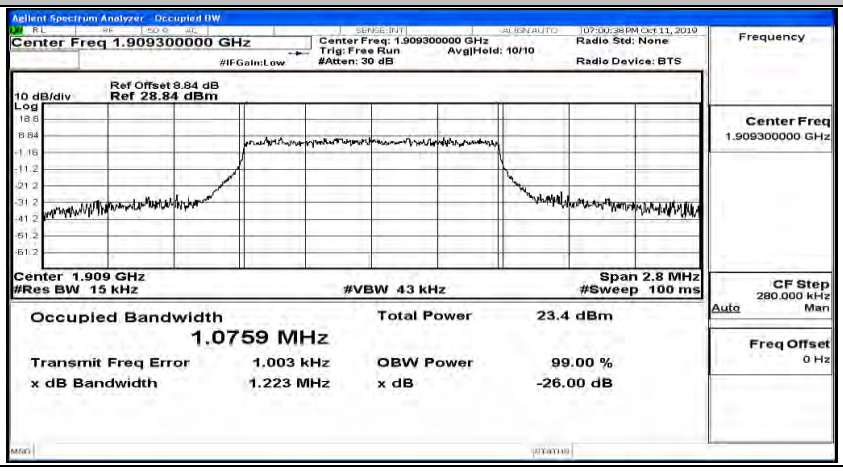

EBW & OBW Test Graph(s) (Channel Bandwidth: 3 MHz)_LCH_QPSK

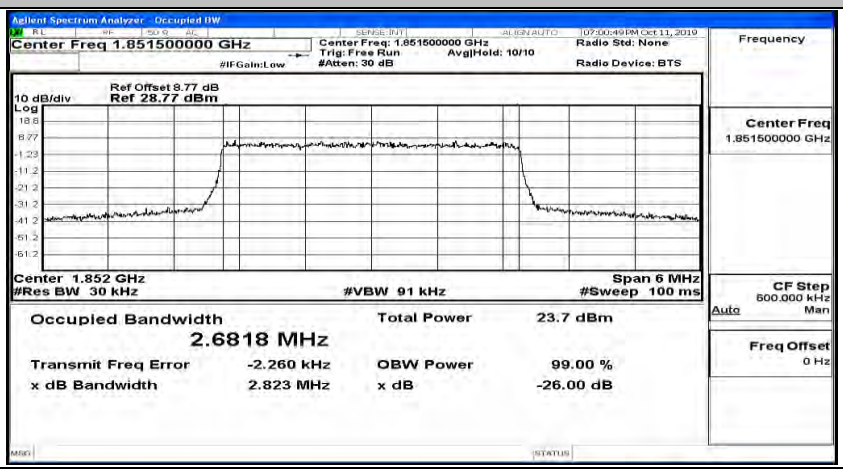


EBW & OBW Test Graph(s) (Channel Bandwidth: 3 MHz)_MCH_QPSK

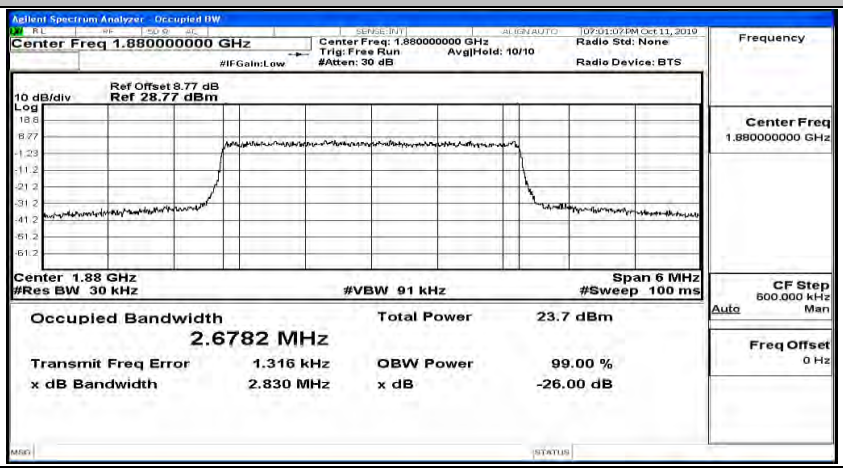


EBW & OBW Test Graph(s) (Channel Bandwidth: 3 MHz)_HCH_QPSK

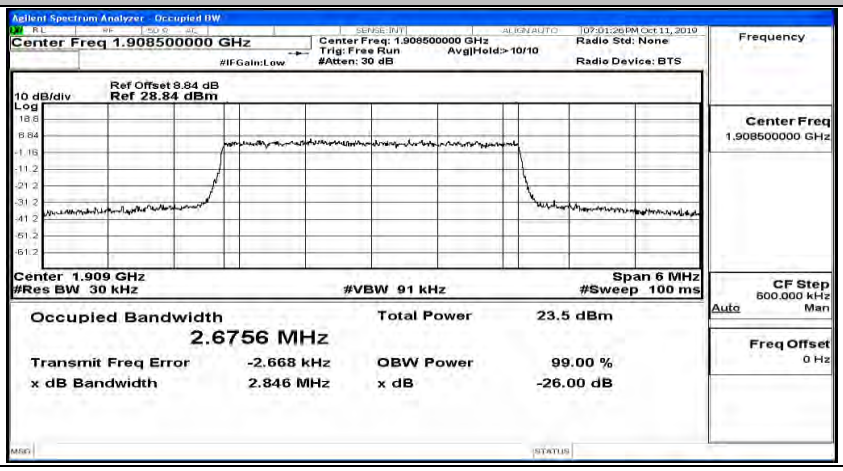

EBW & OBW Test Graph(s) (Channel Bandwidth: 3 MHz)_LCH_16QAM

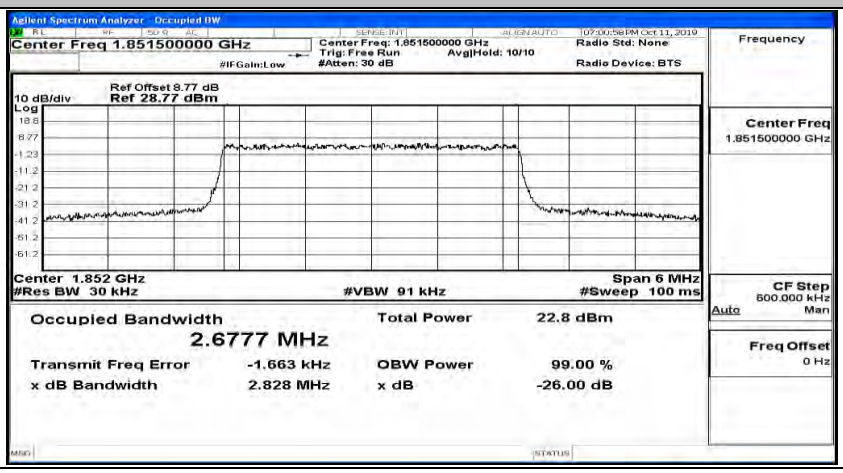


EBW & OBW Test Graph(s) (Channel Bandwidth: 3 MHz)_MCH_16QAM

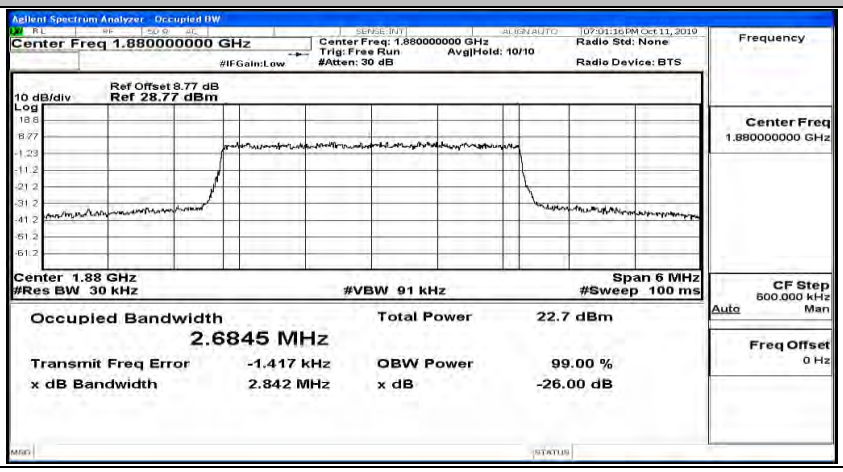


EBW & OBW Test Graph(s) (Channel Bandwidth: 3 MHz)_HCH_16QAM

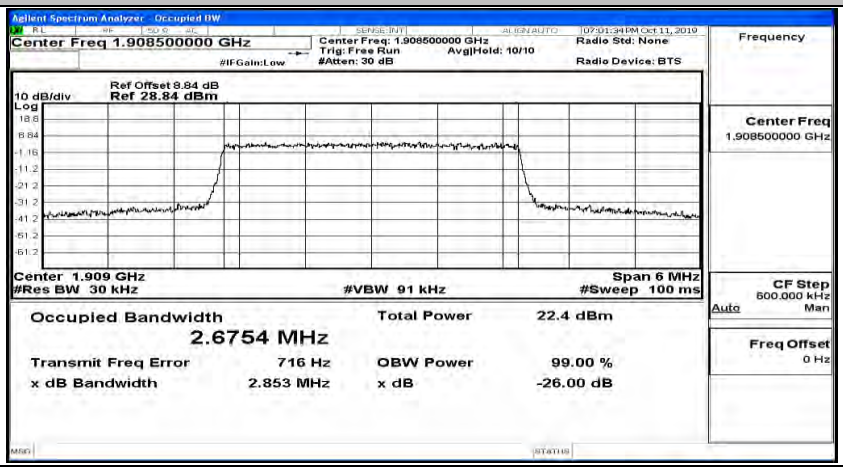

EBW & OBW Test Graph(s) (Channel Bandwidth: 5 MHz)_LCH_QPSK

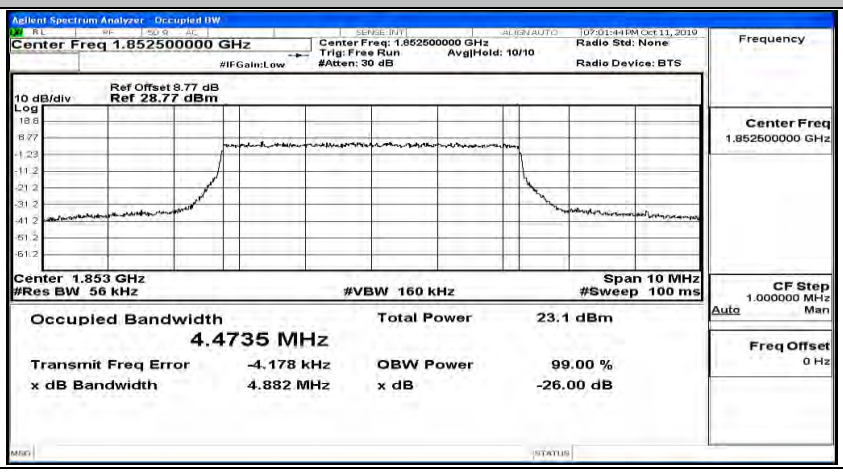


EBW & OBW Test Graph(s) (Channel Bandwidth: 5 MHz)_MCH_QPSK

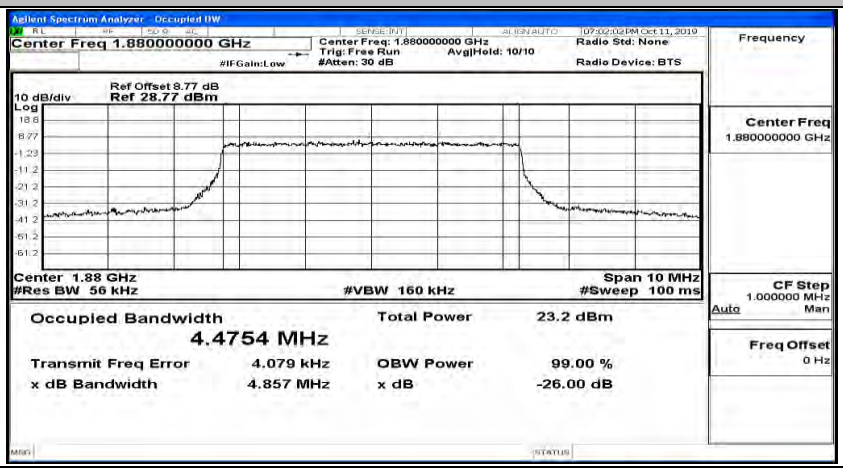


EBW & OBW Test Graph(s) (Channel Bandwidth: 5 MHz)_HCH_QPSK

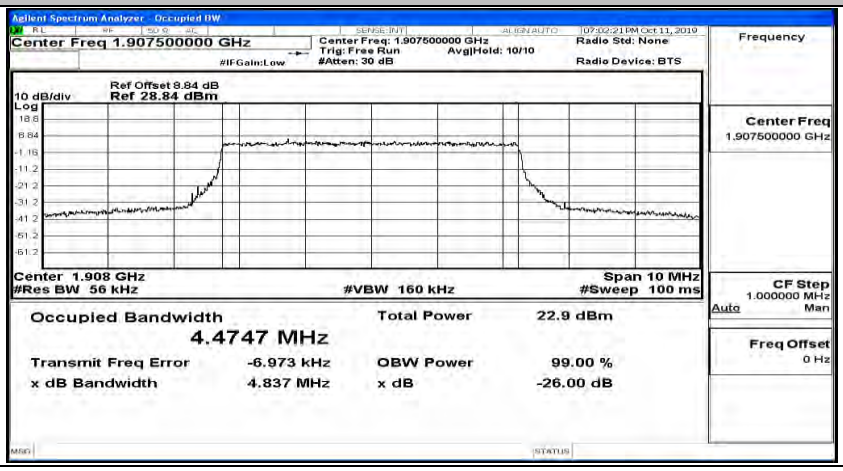

EBW & OBW Test Graph(s) (Channel Bandwidth: 5 MHz)_LCH_16QAM

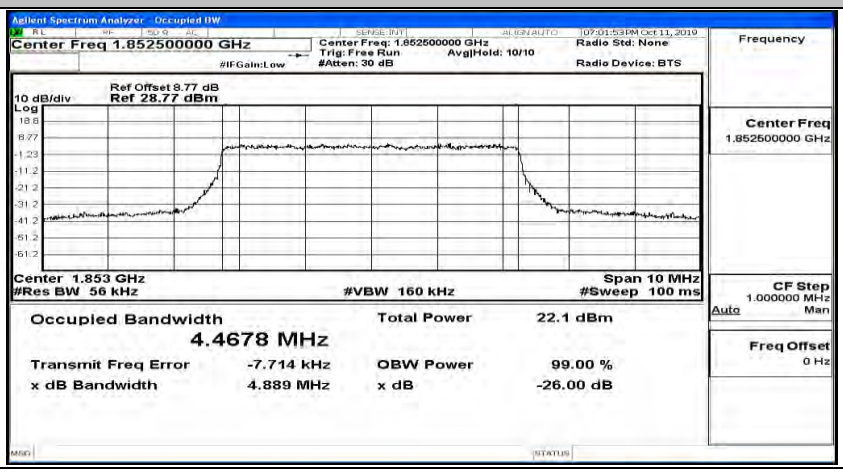


EBW & OBW Test Graph(s) (Channel Bandwidth: 5 MHz)_MCH_16QAM

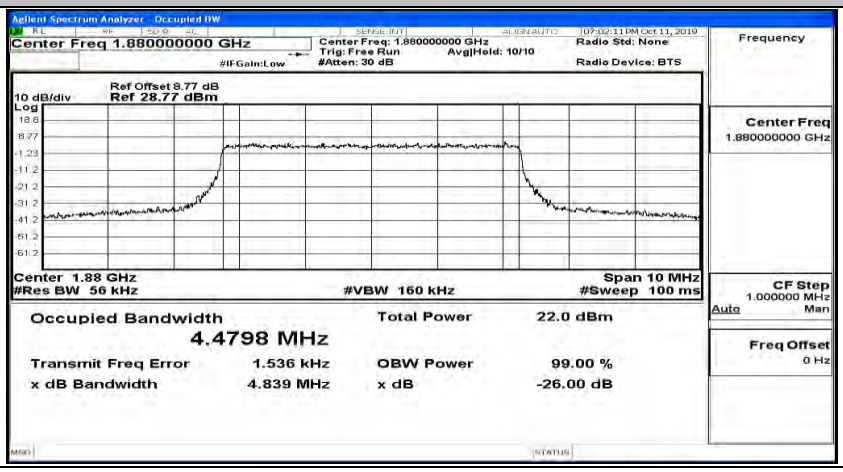


EBW & OBW Test Graph(s) (Channel Bandwidth: 5 MHz)_HCH_16QAM

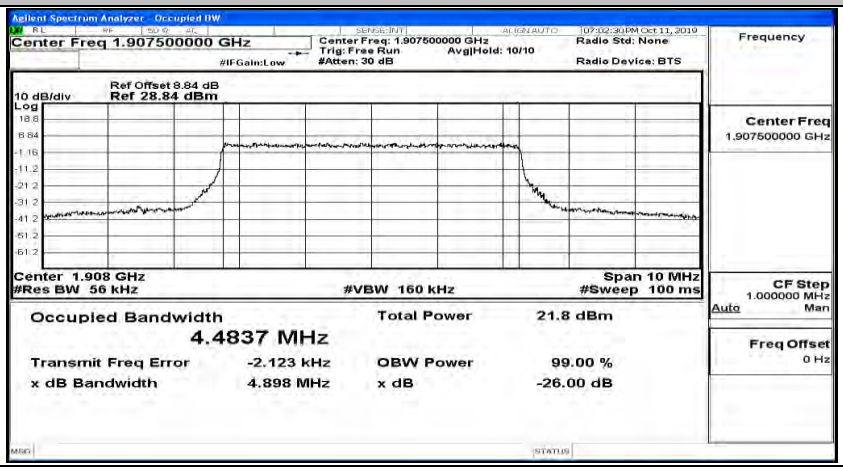

EBW & OBW Test Graph(s) (Channel Bandwidth: 10 MHz)_LCH_QPSK

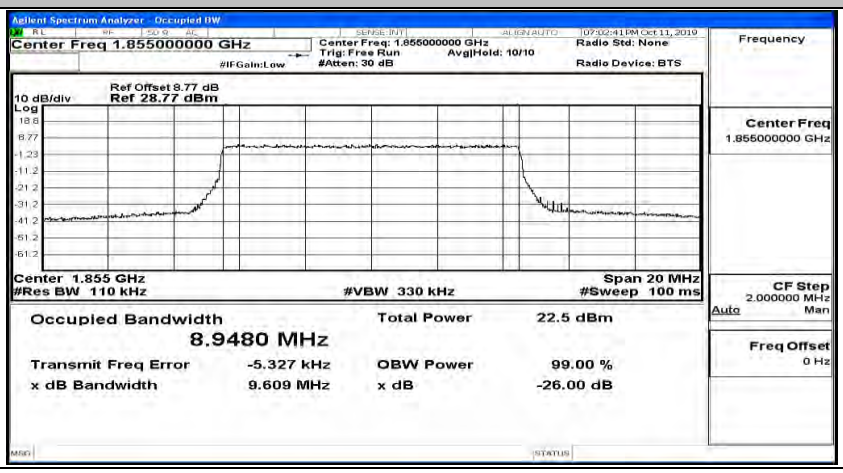


EBW & OBW Test Graph(s) (Channel Bandwidth: 10 MHz)_MCH_QPSK

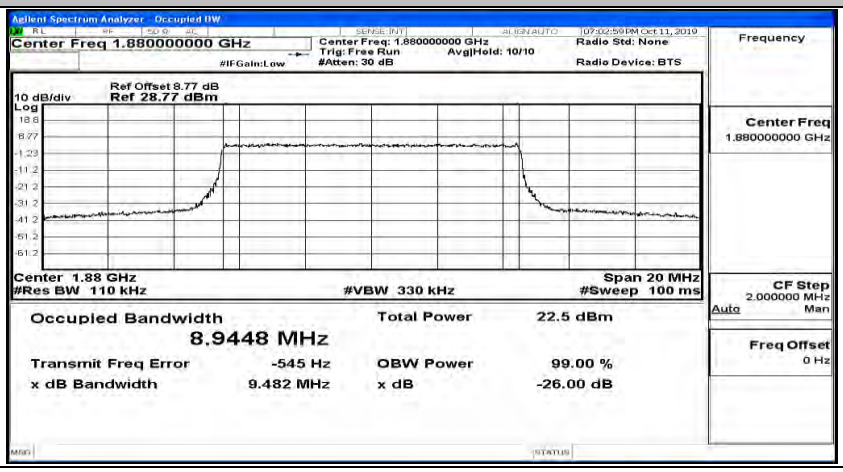


EBW & OBW Test Graph(s) (Channel Bandwidth: 10 MHz)_HCH_QPSK

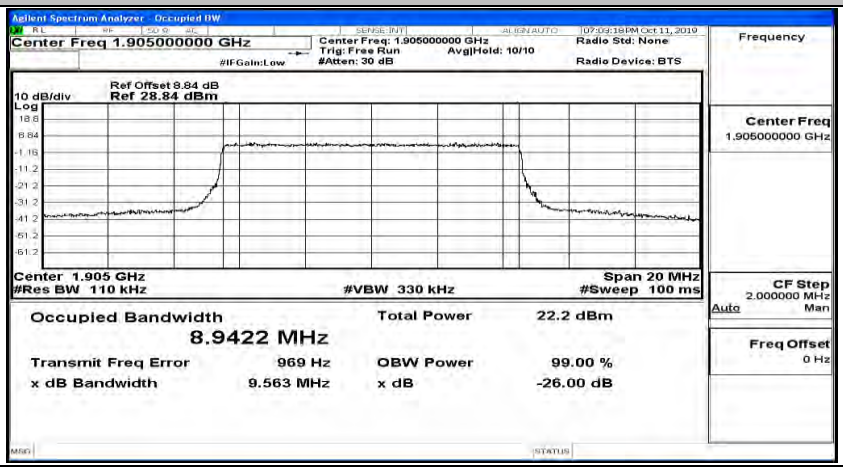

EBW & OBW Test Graph(s) (Channel Bandwidth: 10 MHz)_LCH_16QAM

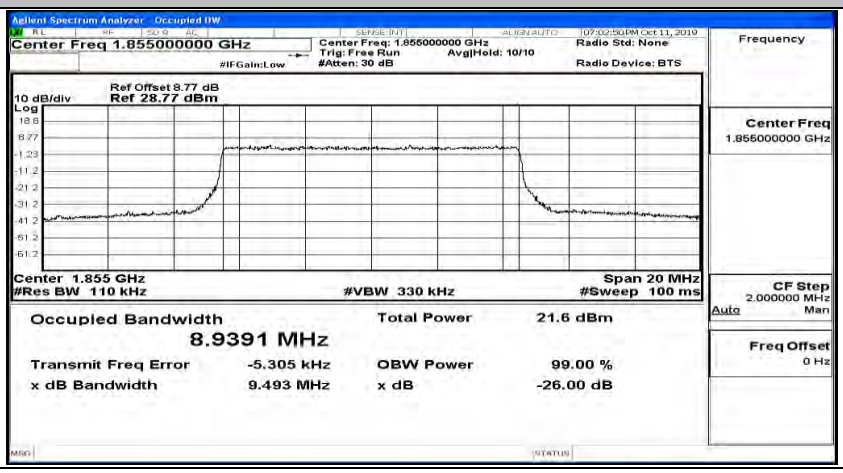


EBW & OBW Test Graph(s) (Channel Bandwidth: 10 MHz)_MCH_16QAM

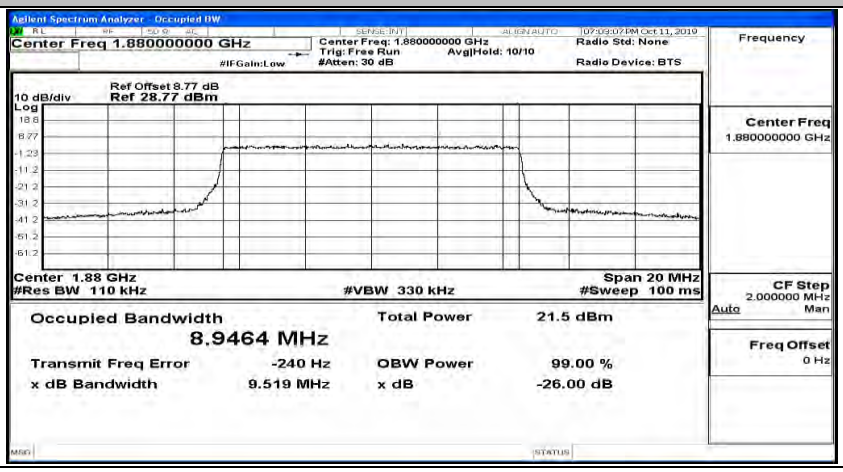


EBW & OBW Test Graph(s) (Channel Bandwidth: 10 MHz)_HCH_16QAM

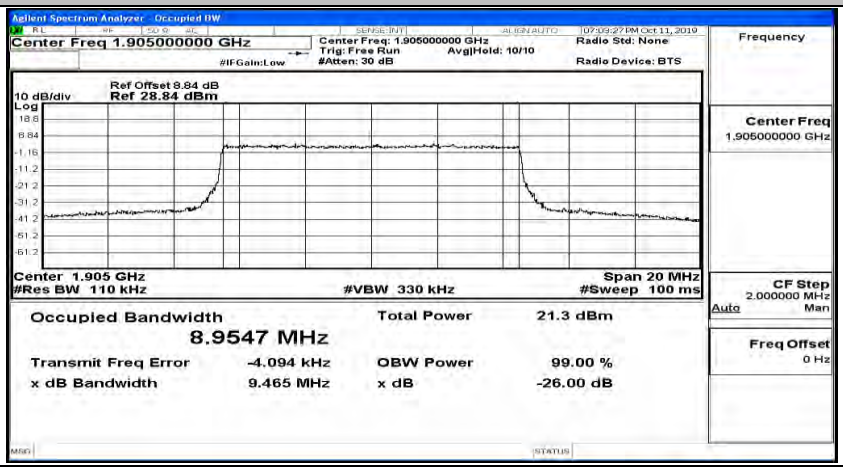

EBW & OBW Test Graph(s) (Channel Bandwidth:15 MHz)_LCH_QPSK

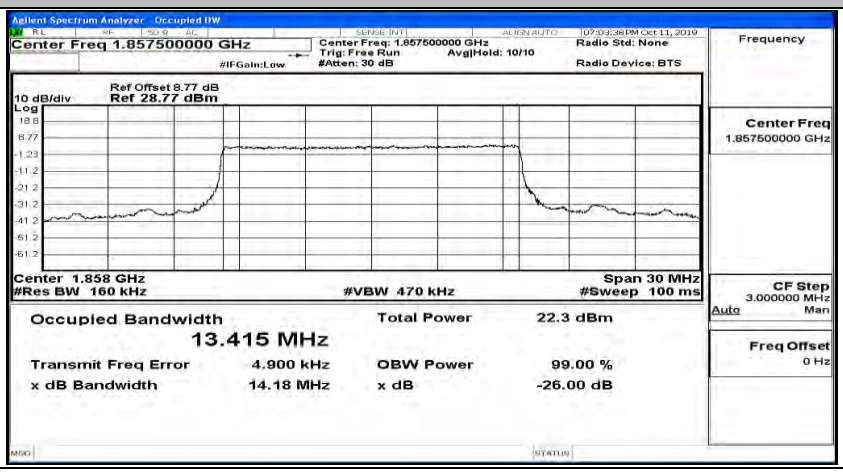


EBW & OBW Test Graph(s) (Channel Bandwidth:15 MHz)_MCH_QPSK

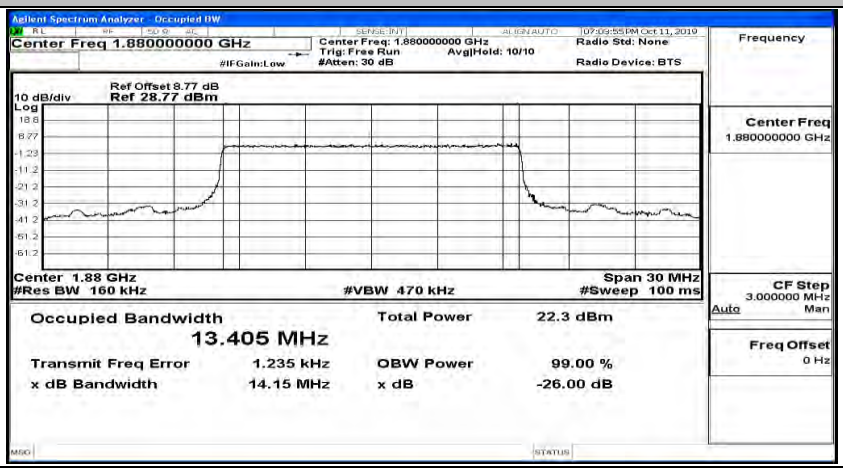


EBW & OBW Test Graph(s) (Channel Bandwidth:15 MHz)_HCH_QPSK

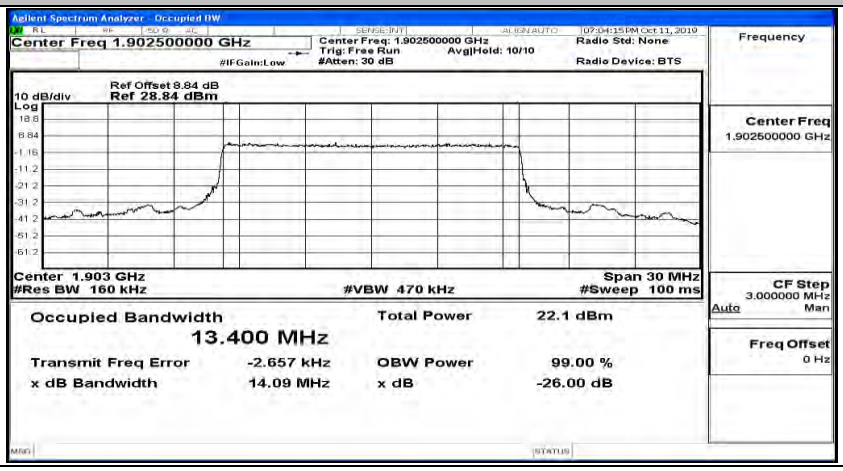

EBW & OBW Test Graph(s) (Channel Bandwidth:15 MHz)_LCH_16QAM

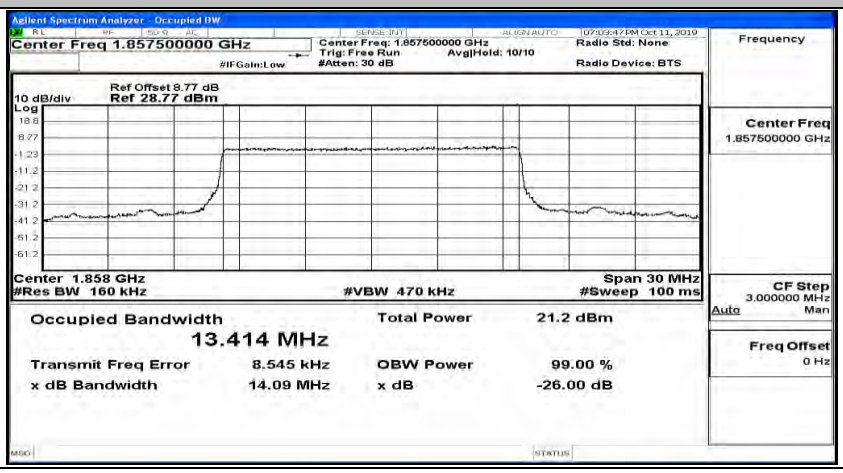


EBW & OBW Test Graph(s) (Channel Bandwidth:15 MHz)_MCH_16QAM

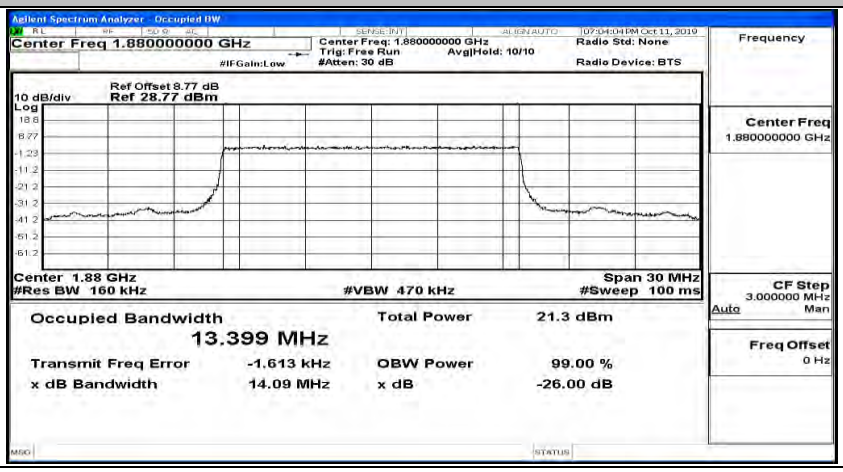


EBW & OBW Test Graph(s) (Channel Bandwidth:15 MHz)_HCH_16QAM

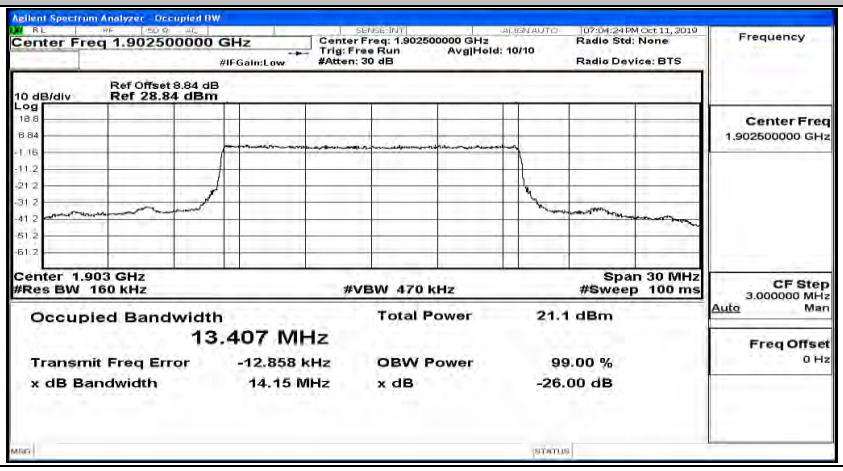

EBW & OBW Test Graph(s) (Channel Bandwidth:20 MHz)_LCH_QPSK

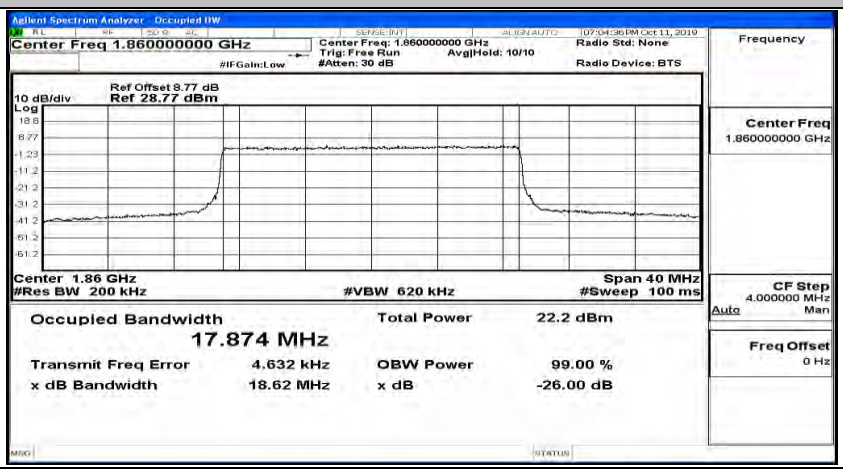


EBW & OBW Test Graph(s) (Channel Bandwidth:20 MHz)_MCH_QPSK

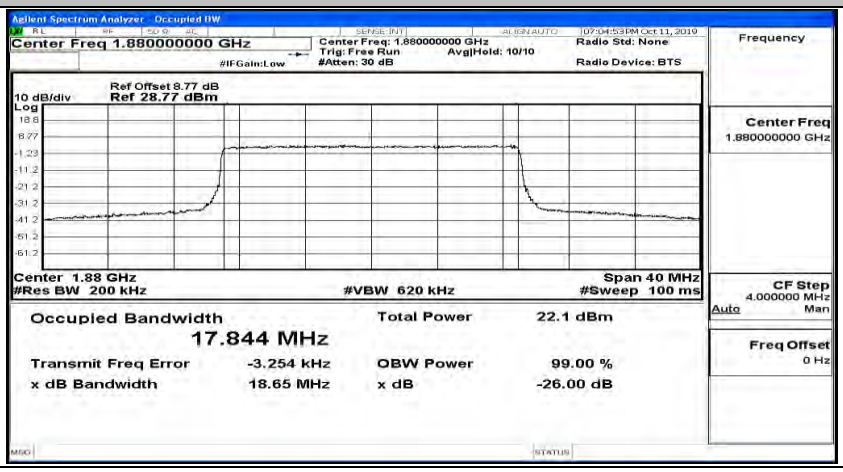


EBW & OBW Test Graph(s) (Channel Bandwidth:20 MHz)_HCH_QPSK

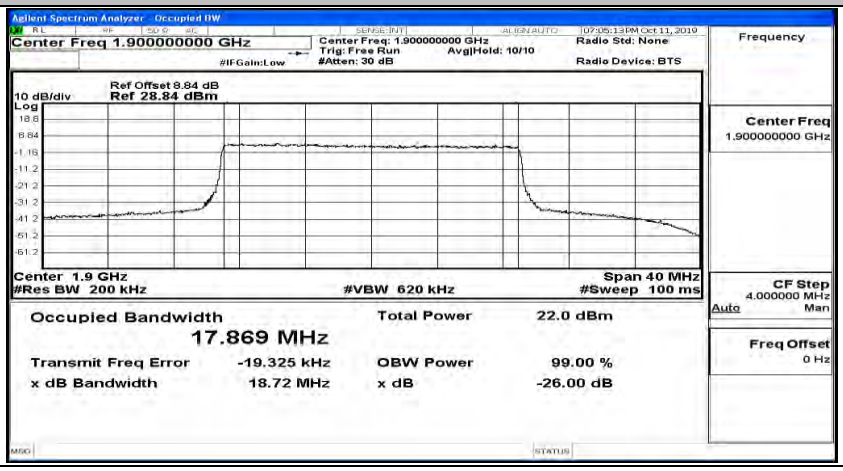

EBW & OBW Test Graph(s) (Channel Bandwidth:20 MHz)_LCH_16QAM

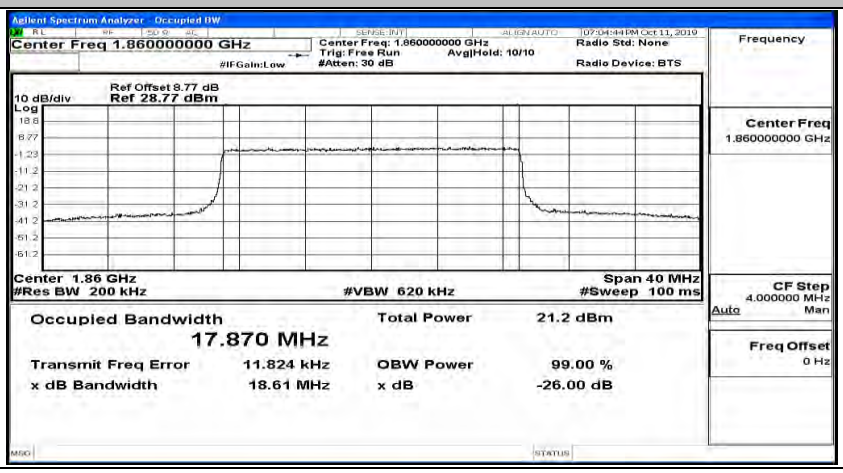


EBW & OBW Test Graph(s) (Channel Bandwidth:20 MHz)_MCH_16QAM

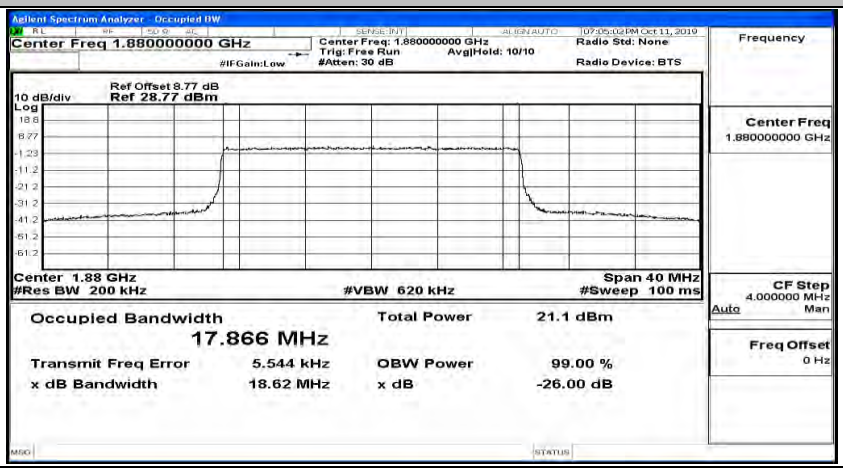


EBW & OBW Test Graph(s) (Channel Bandwidth:20 MHz)_HCH_16QAM

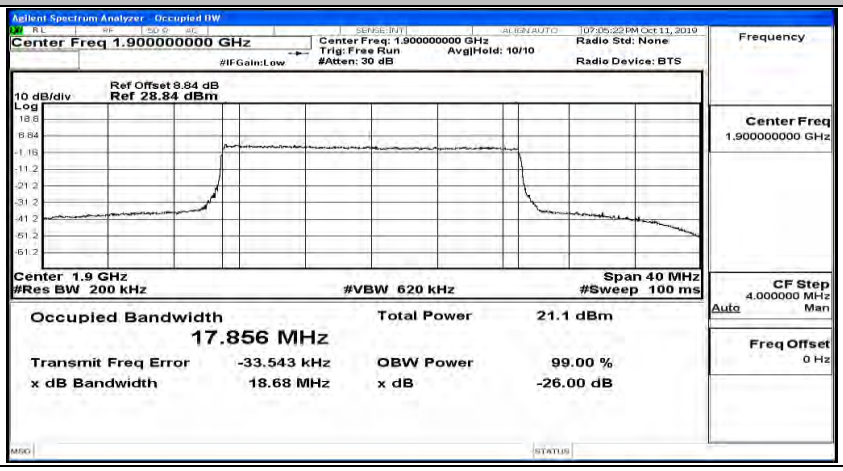

## C.4 Band Edge

Band Edge Test Graph(s) (Channel Bandwidth: 1.4 MHz)_LCH_QPSK

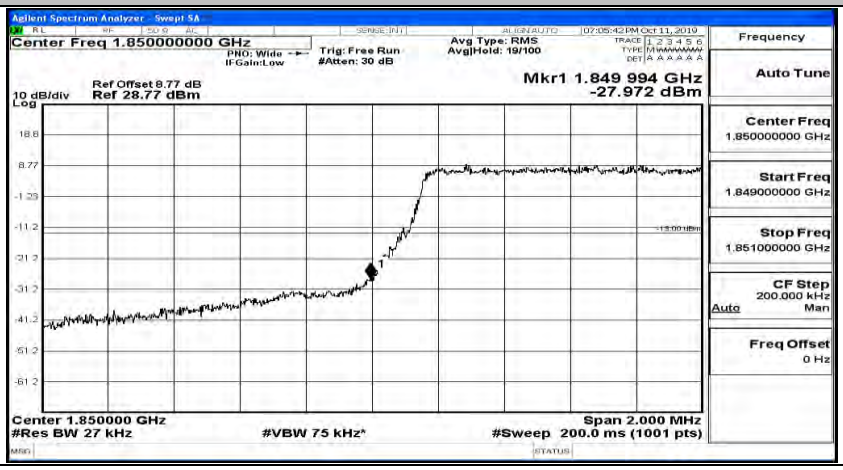


Band Edge Test Graph(s) (Channel Bandwidth: 1.4 MHz)_HCH_QPSK

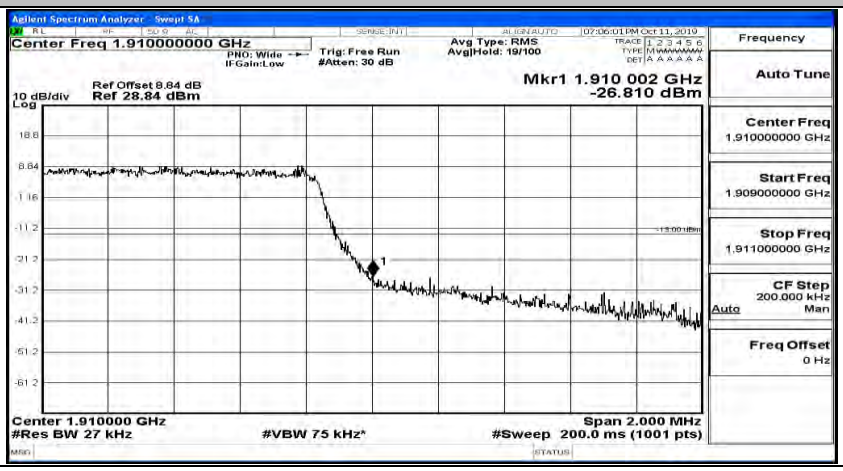


Band Edge Test Graph(s) (Channel Bandwidth: 1.4 MHz)_LCH_16QAM

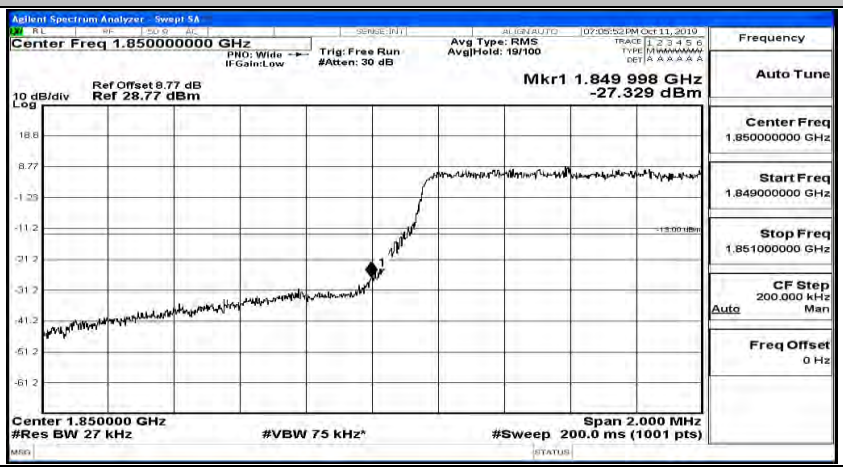

Band Edge Test Graph(s) (Channel Bandwidth: 1.4 MHz)_HCH_16QAM

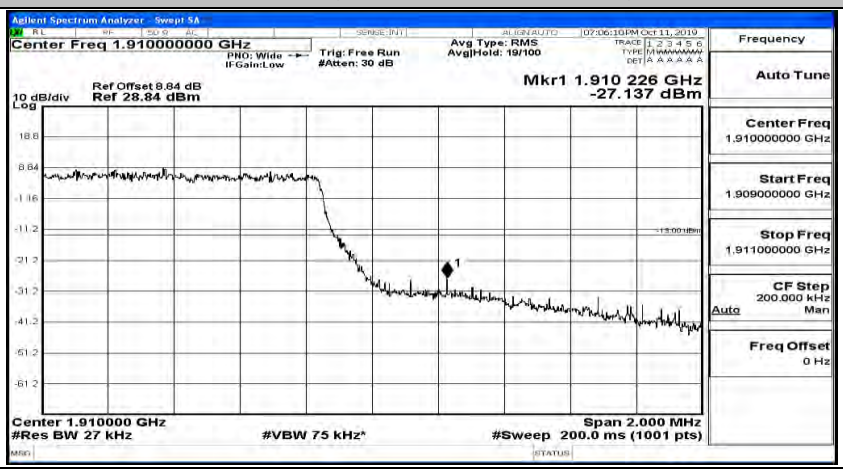


Band Edge Test Graph(s) (Channel Bandwidth: 3 MHz)_LCH_QPSK

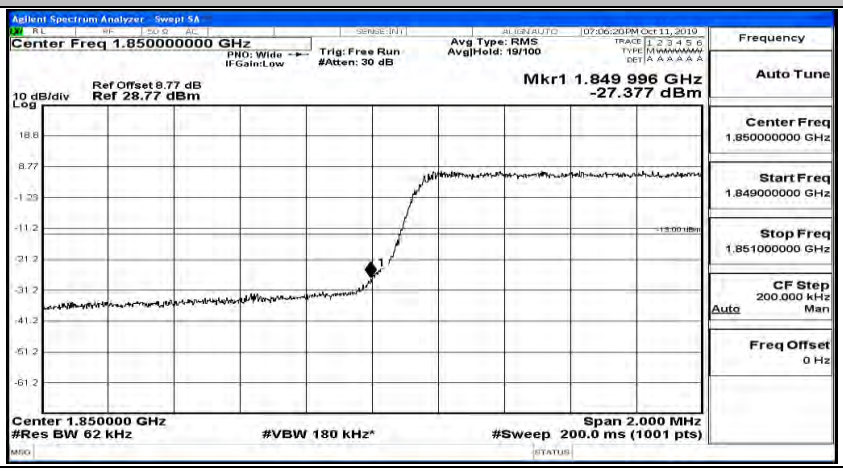


Band Edge Test Graph(s) (Channel Bandwidth: 3 MHz)_HCH_QPSK

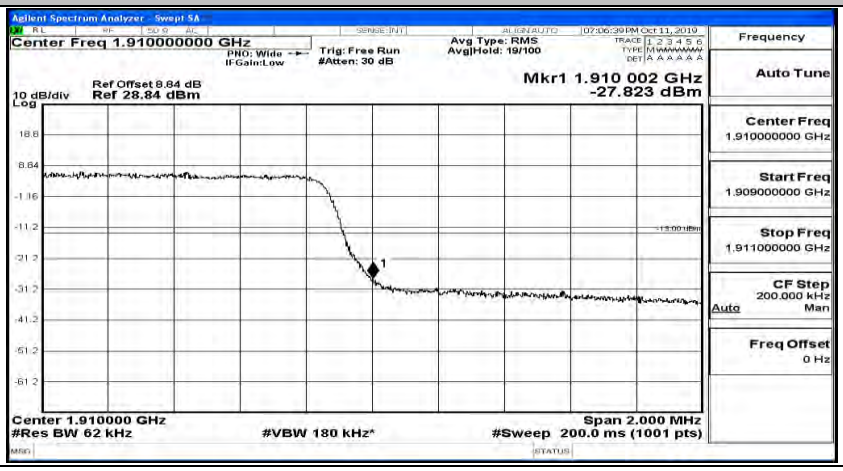

Band Edge Test Graph(s) (Channel Bandwidth: 3 MHz)_LCH_16QAM

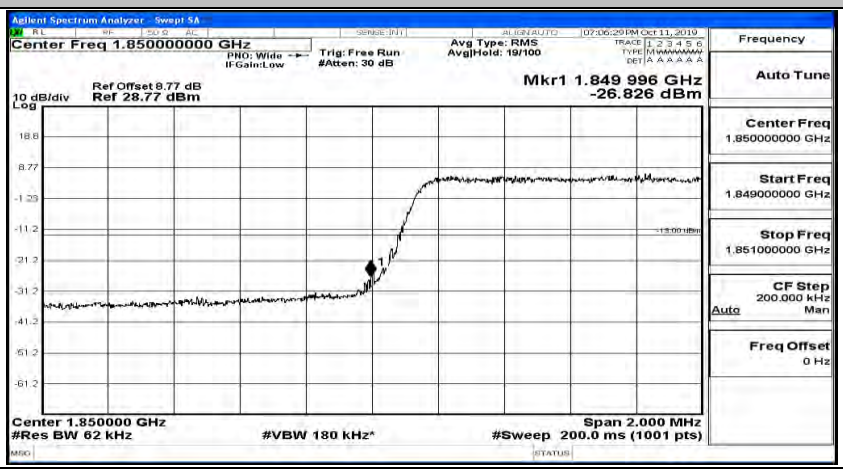


Band Edge Test Graph(s) (Channel Bandwidth: 3 MHz)_HCH_16QAM

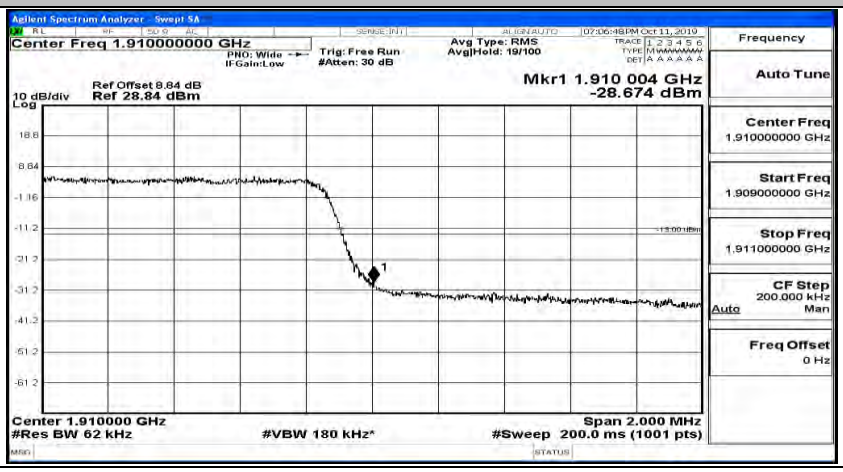


Band Edge Test Graph(s) (Channel Bandwidth: 5 MHz)_LCH_QPSK

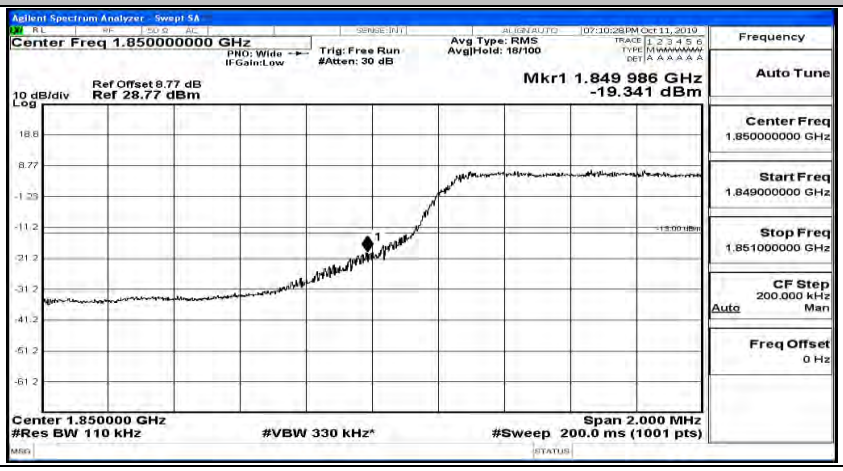

Band Edge Test Graph(s) (Channel Bandwidth: 5 MHz)_HCH_QPSK

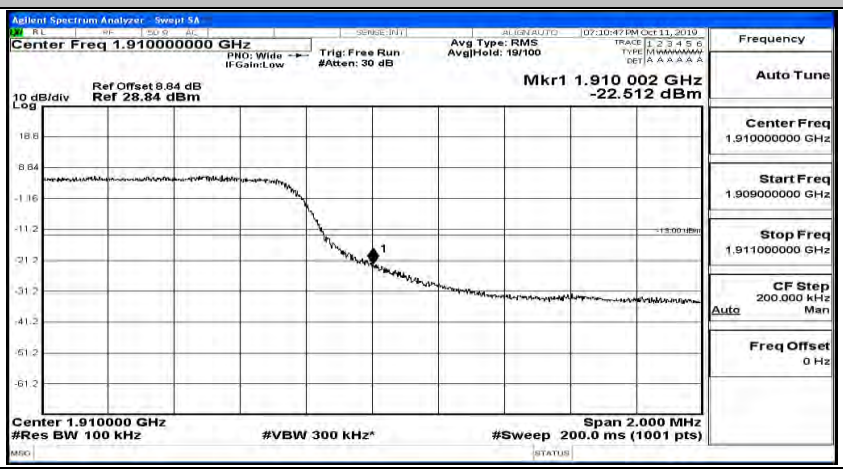


Band Edge Test Graph(s) (Channel Bandwidth: 5 MHz)_LCH_16QAM

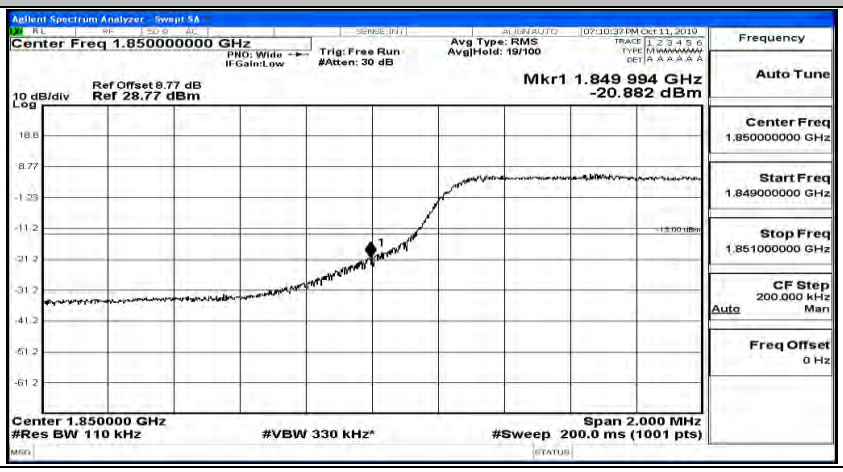


Band Edge Test Graph(s) (Channel Bandwidth: 5 MHz)_HCH_16QAM

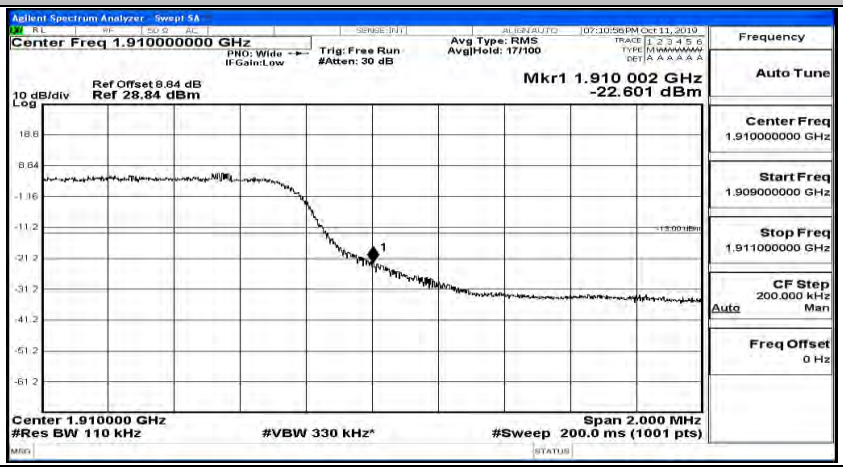

Band Edge Test Graph(s) (Channel Bandwidth: 10 MHz)_LCH_QPSK

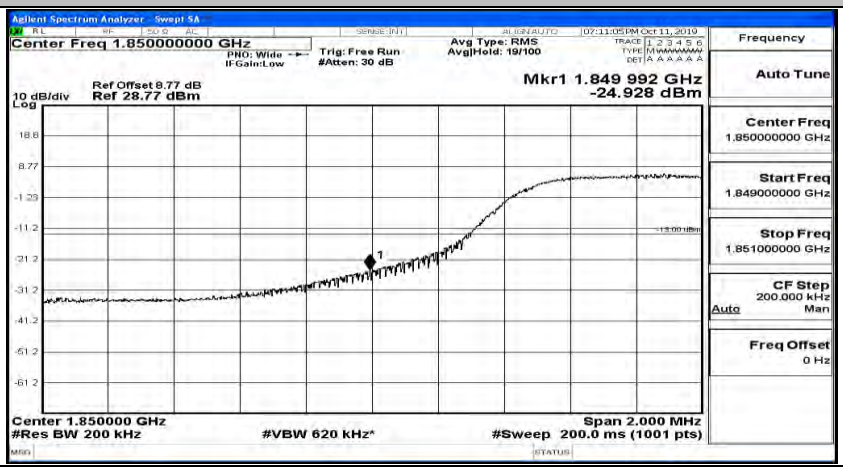


Band Edge Test Graph(s) (Channel Bandwidth: 10 MHz)_HCH_QPSK

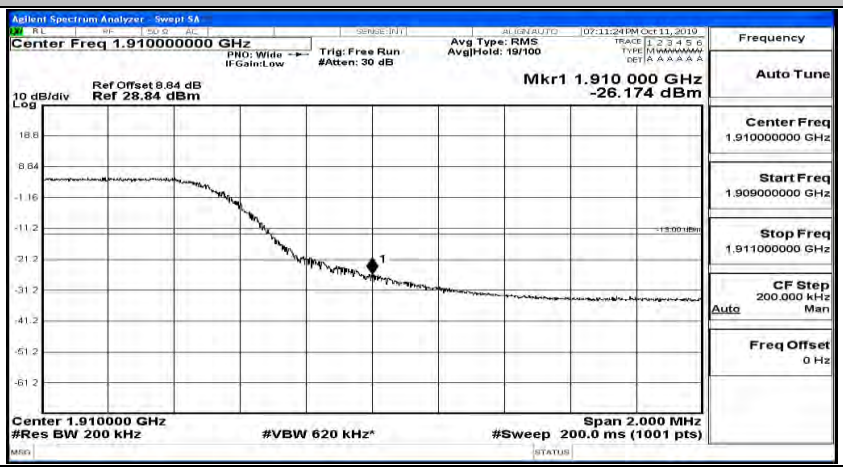


Band Edge Test Graph(s) (Channel Bandwidth: 10 MHz)_LCH_16QAM

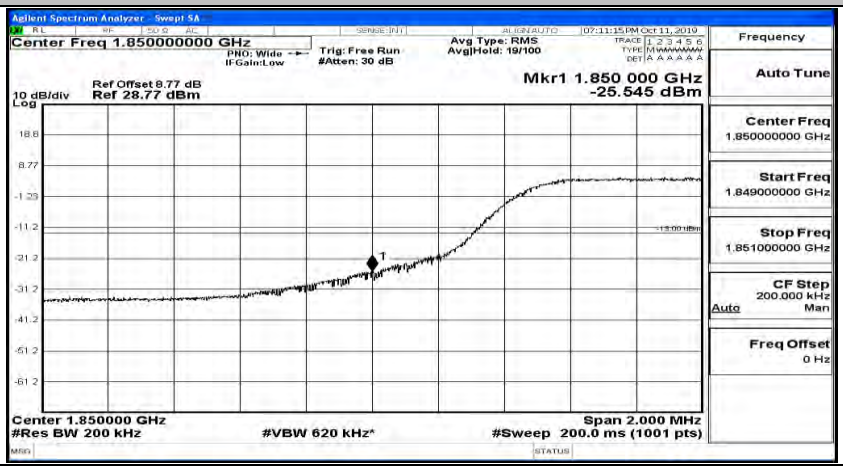

Band Edge Test Graph(s) (Channel Bandwidth: 10 MHz)_HCH_16QAM

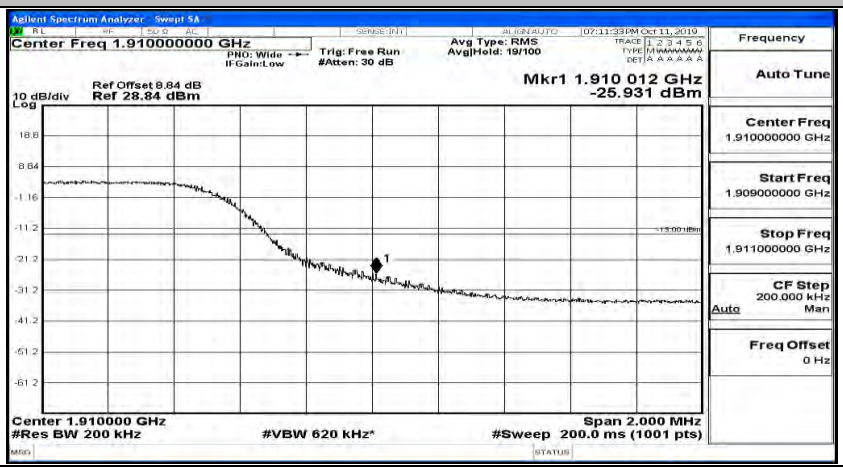


Band Edge Test Graph(s) (Channel Bandwidth:15 MHz)_LCH_QPSK

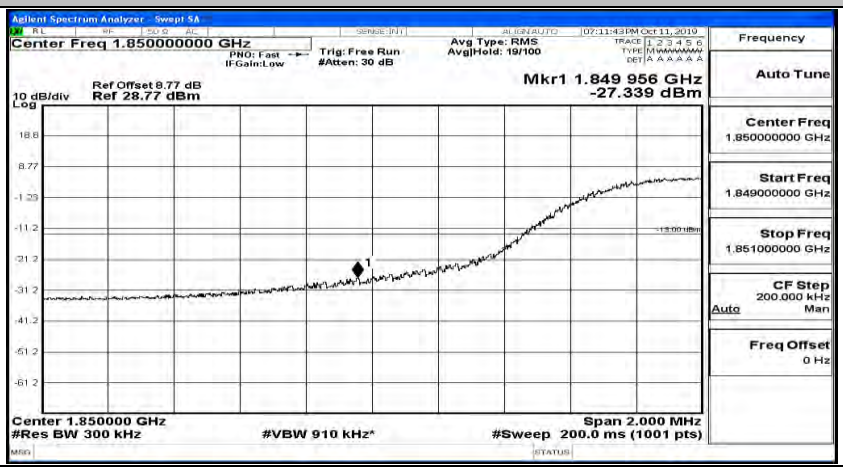


Band Edge Test Graph(s) (Channel Bandwidth:15 MHz)_HCH_QPSK

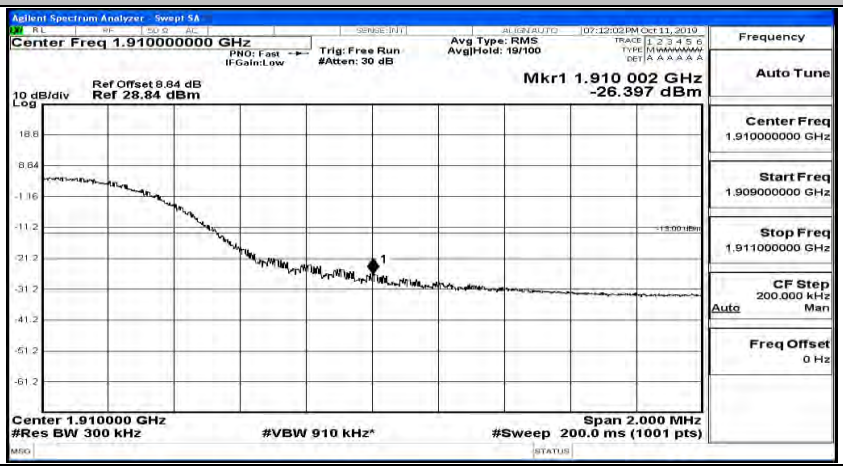

Band Edge Test Graph(s) (Channel Bandwidth:15 MHz)_LCH_16QAM

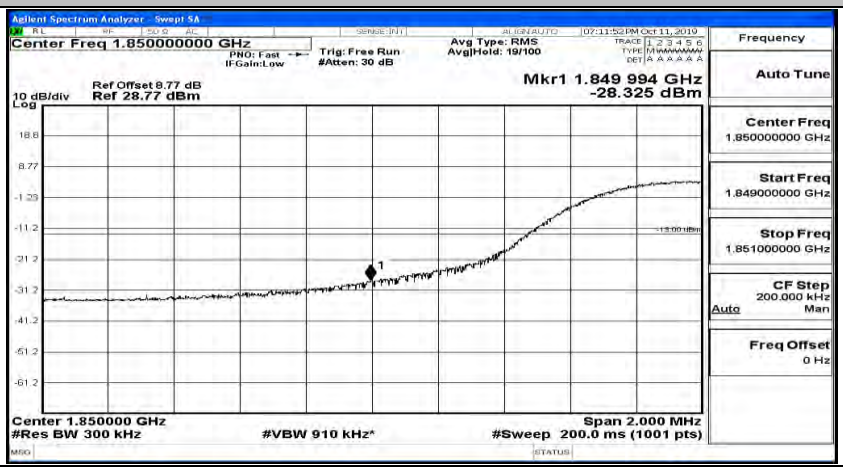


Band Edge Test Graph(s) (Channel Bandwidth:15 MHz)_HCH_16QAM

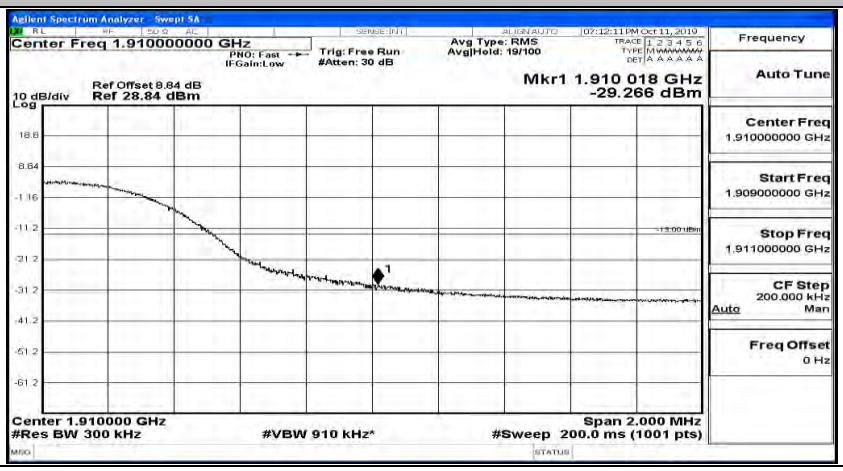


Band Edge Test Graph(s) (Channel Bandwidth:20 MHz)_LCH_QPSK

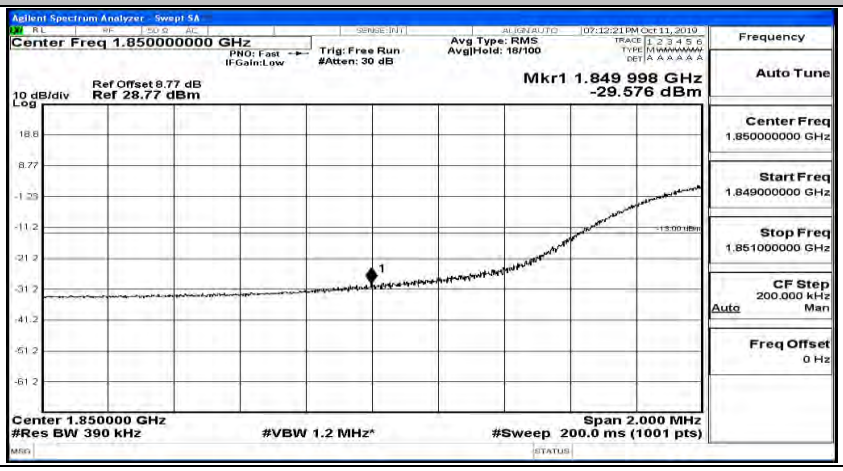

Band Edge Test Graph(s) (Channel Bandwidth:20 MHz)_HCH_QPSK

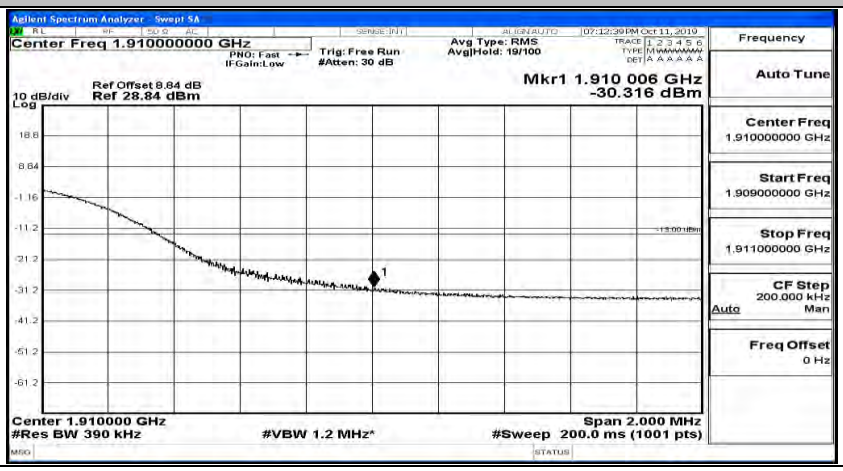


Band Edge Test Graph(s) (Channel Bandwidth:20 MHz)_LCH_16QAM

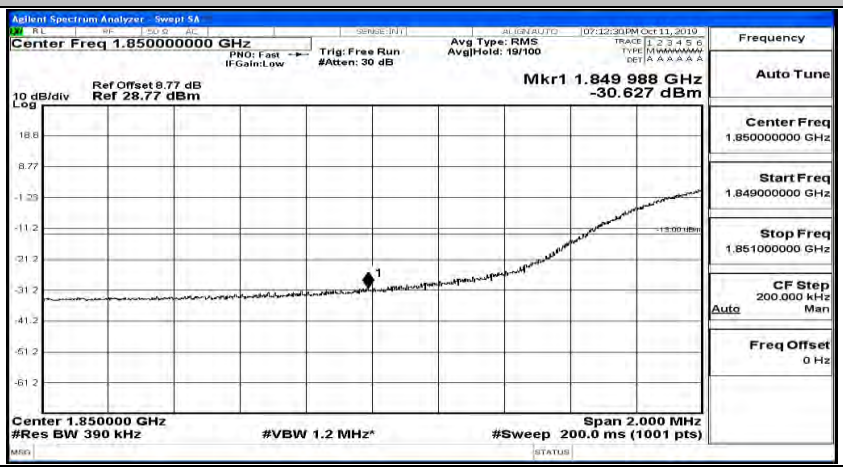


Band Edge Test Graph(s) (Channel Bandwidth:20 MHz)_HCH_16QAM

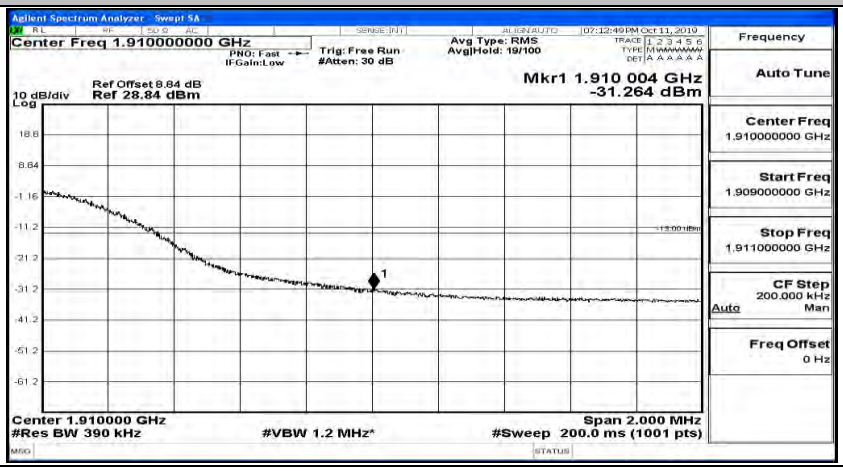

## C.5 Conducted Spurious Emission

CSE Test Graph(s) (Channel Bandwidth: 1.4 MHz)_LCH_QPSK

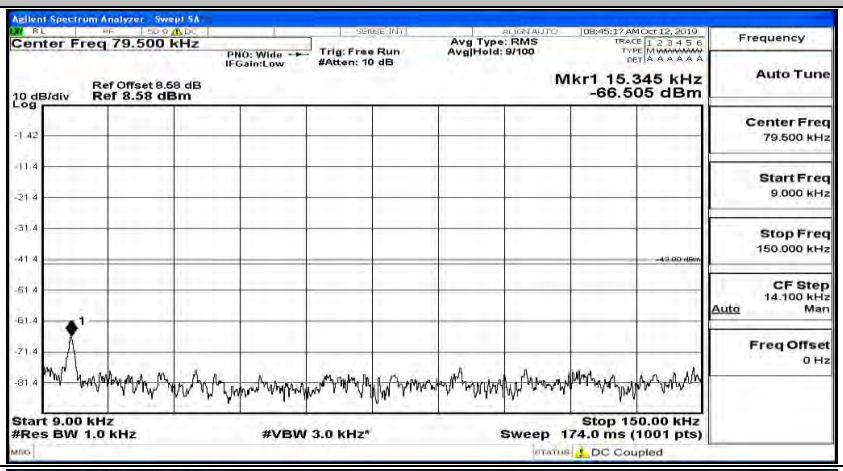


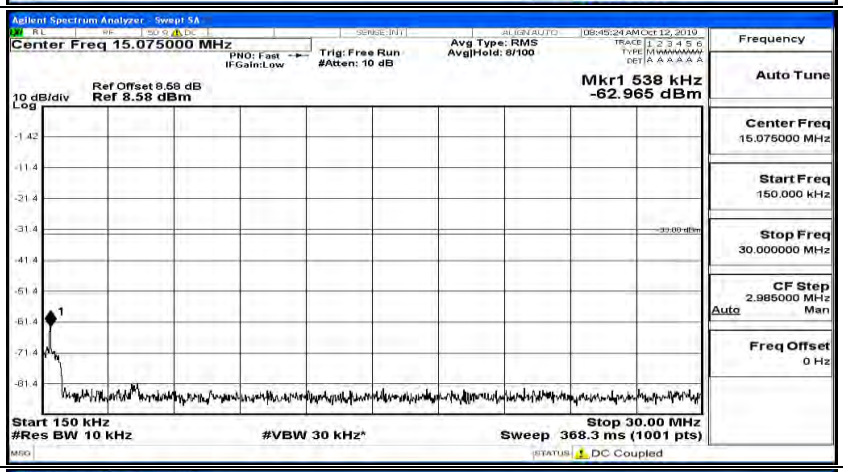


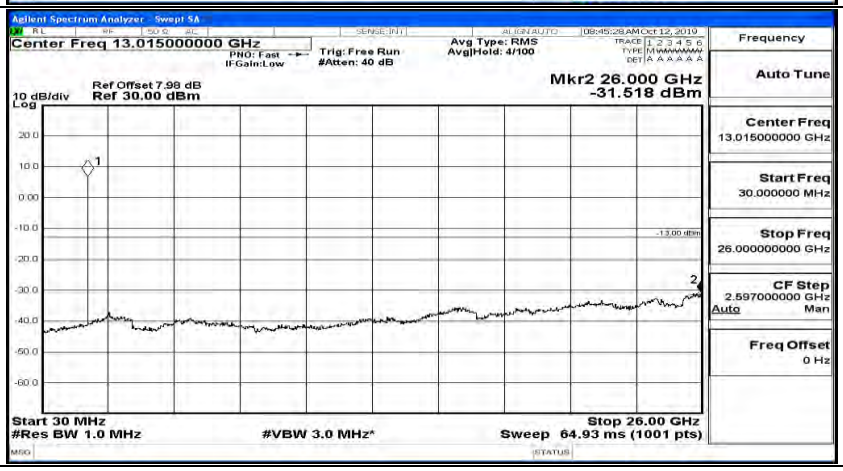

CSE Test Graph(s) (Channel Bandwidth: 1.4 MHz)_MCH_QPSK

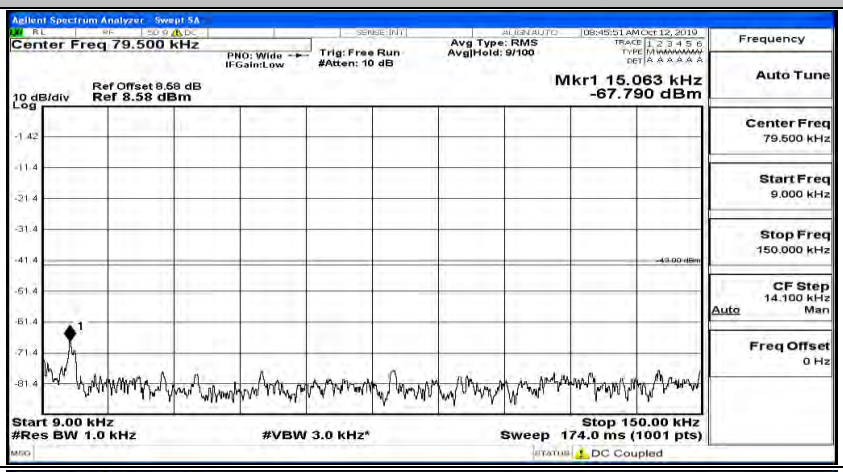


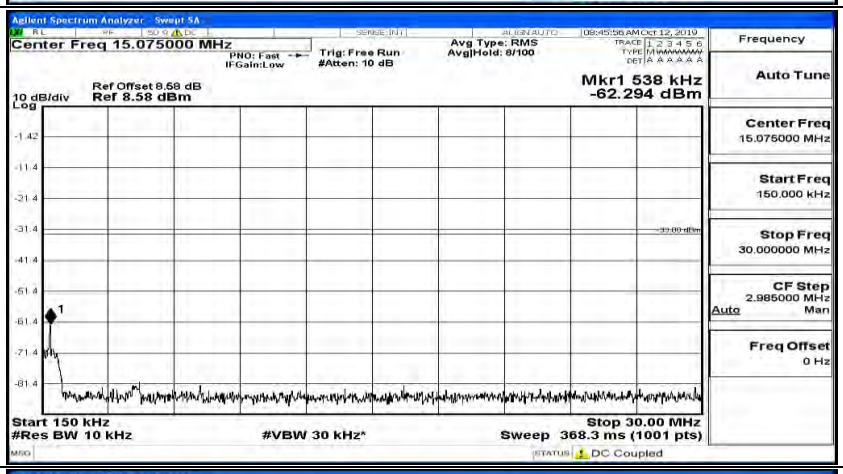


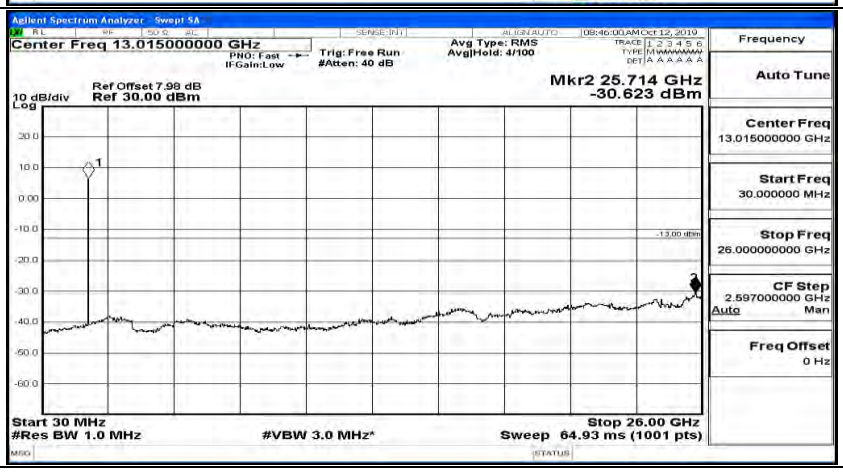

CSE Test Graph(s) (Channel Bandwidth: 1.4 MHz)_HCH_QPSK

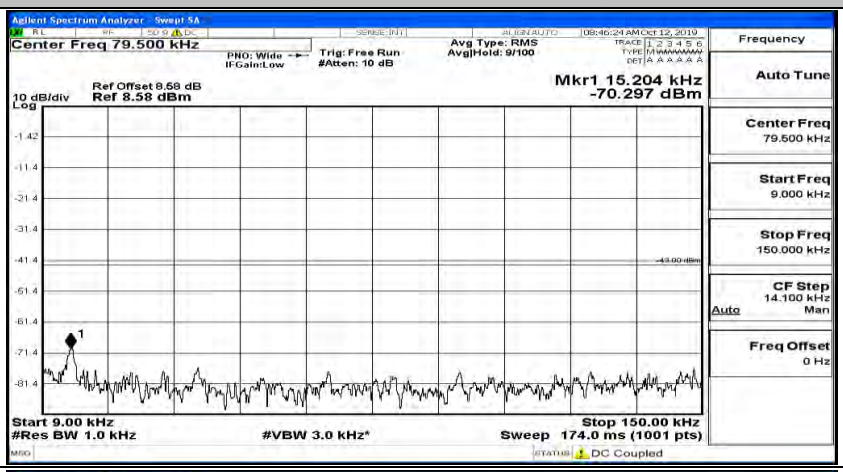


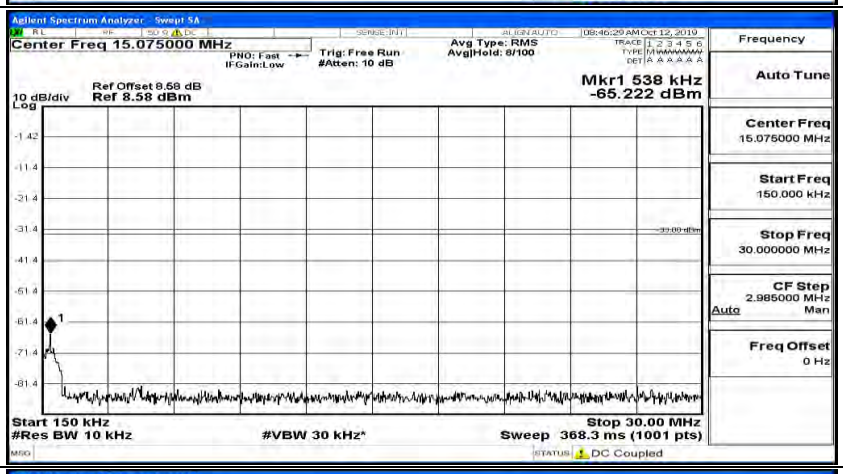


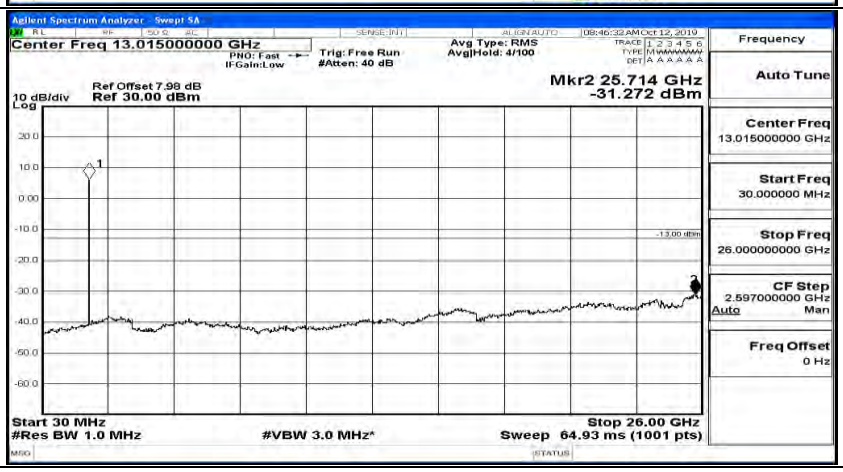

CSE Test Graph(s) (Channel Bandwidth: 1.4 MHz)_LCH_16QAM

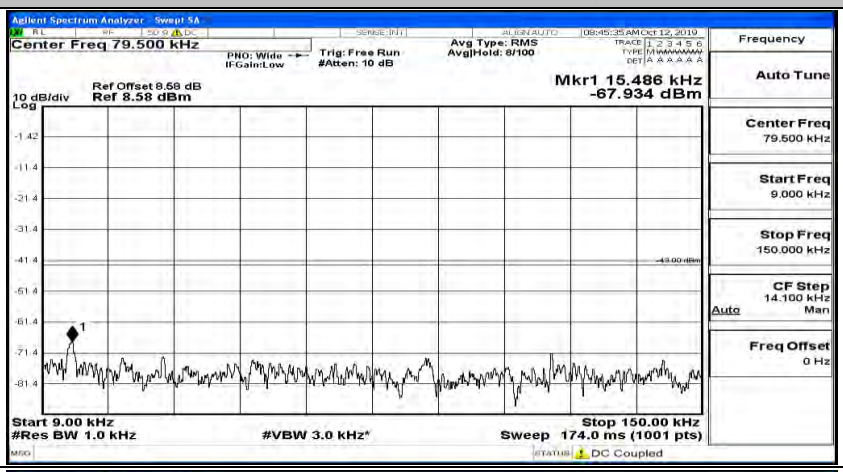


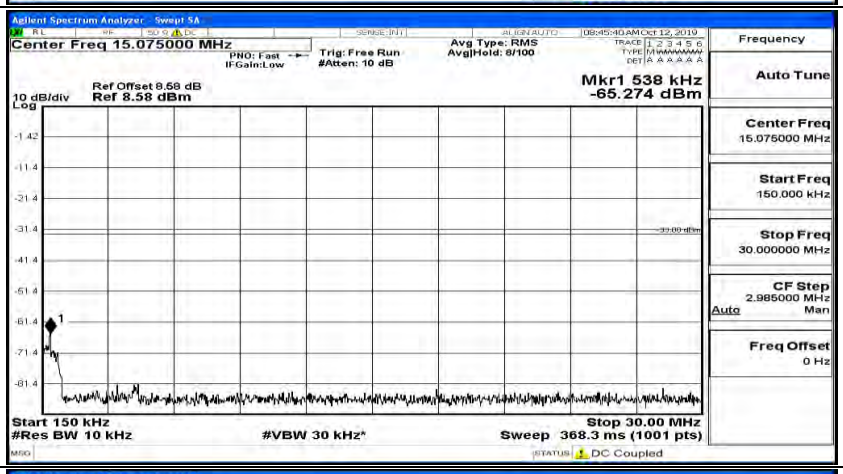


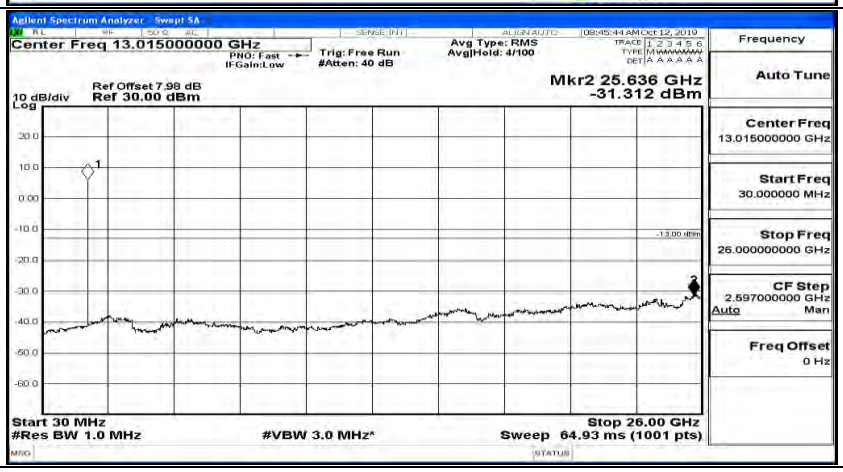

CSE Test Graph(s) (Channel Bandwidth: 1.4 MHz)_MCH_16QAM

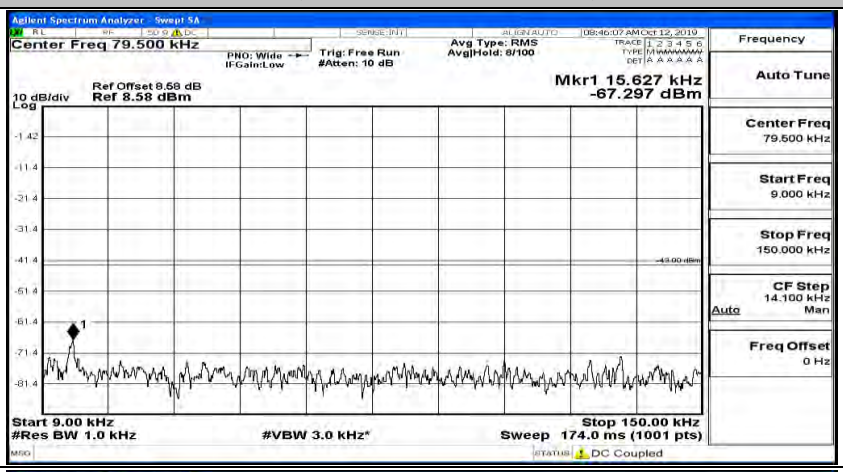


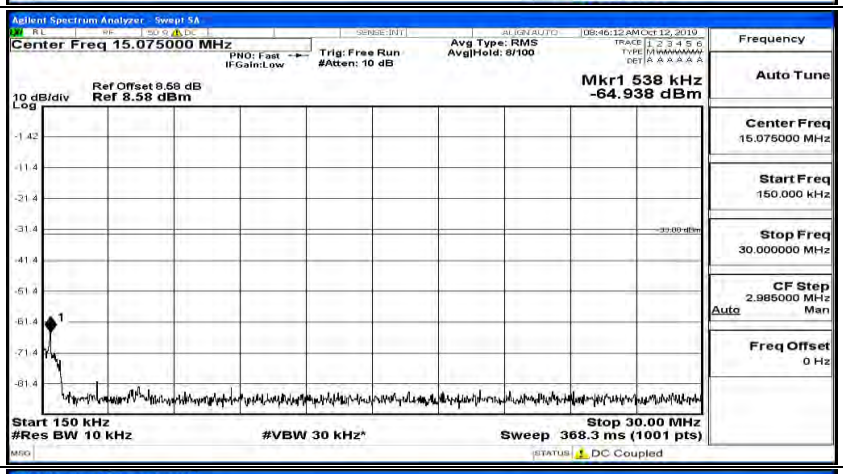


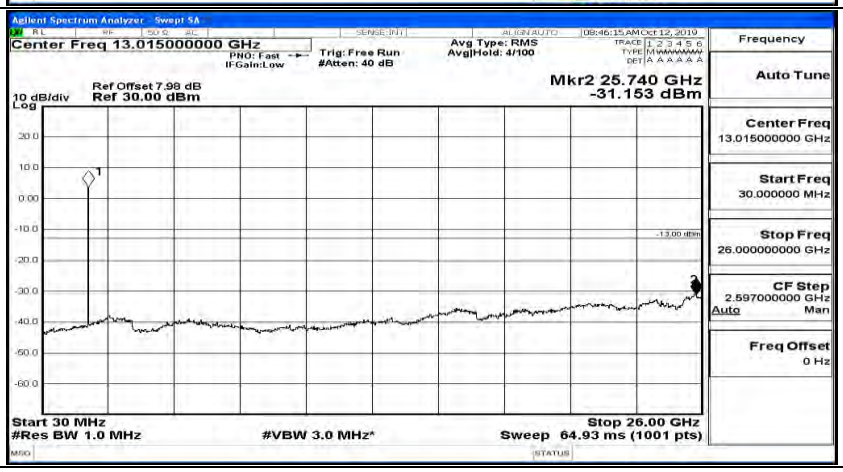

CSE Test Graph(s) (Channel Bandwidth: 1.4 MHz)_HCH_16QAM

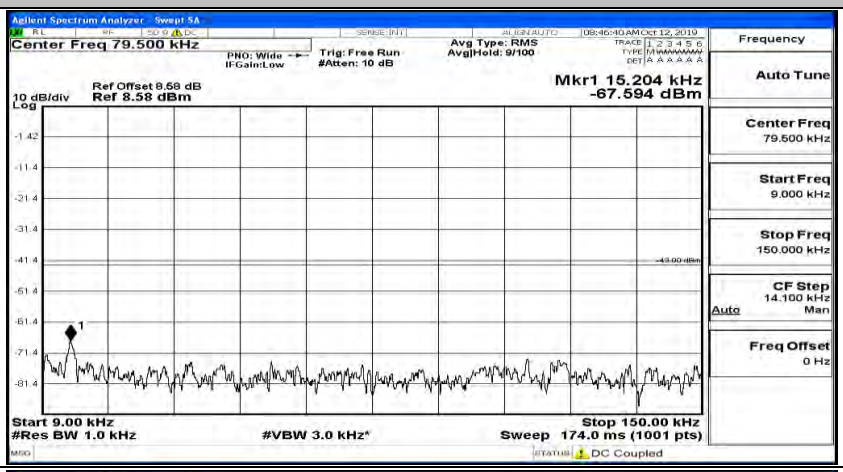


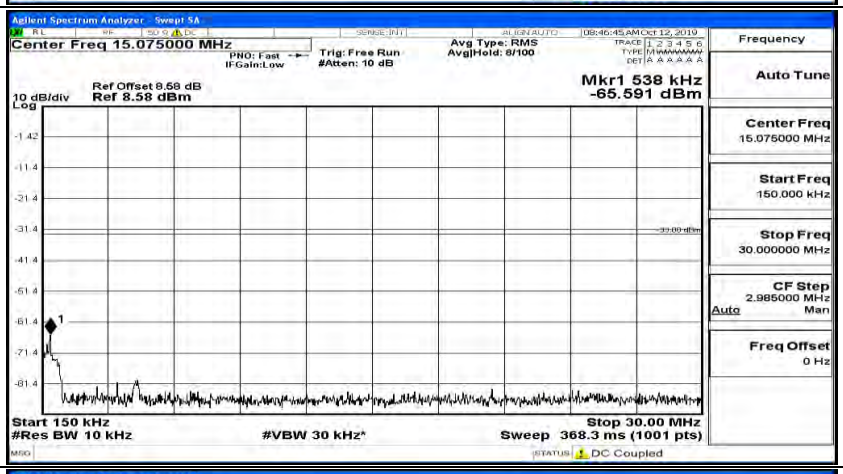

| CSE Test Graph(s) (Channel Bandwidth: 3 MHz)_LCH_QPSK |
|---|
| 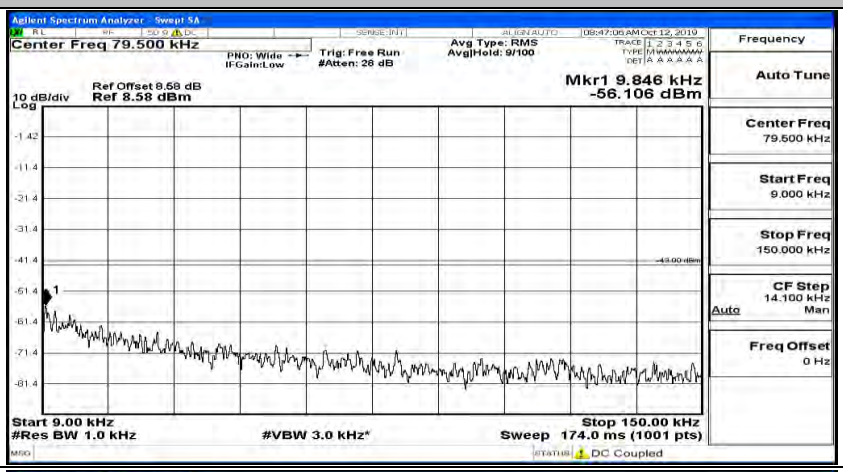 |
| 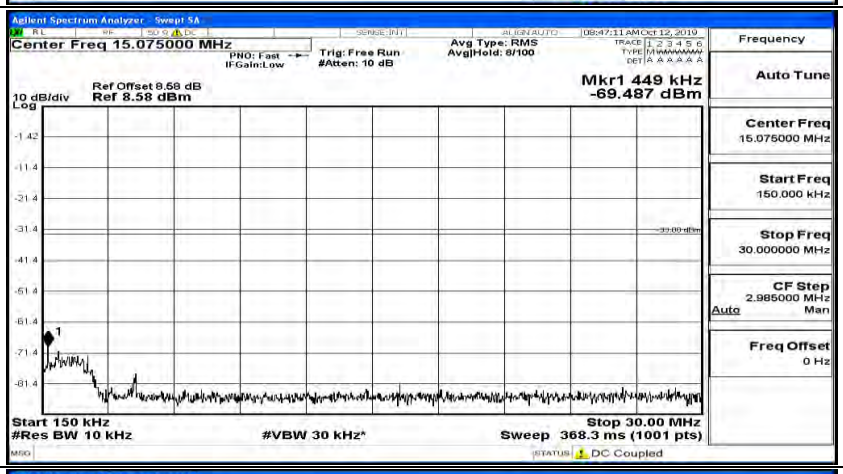 |
| 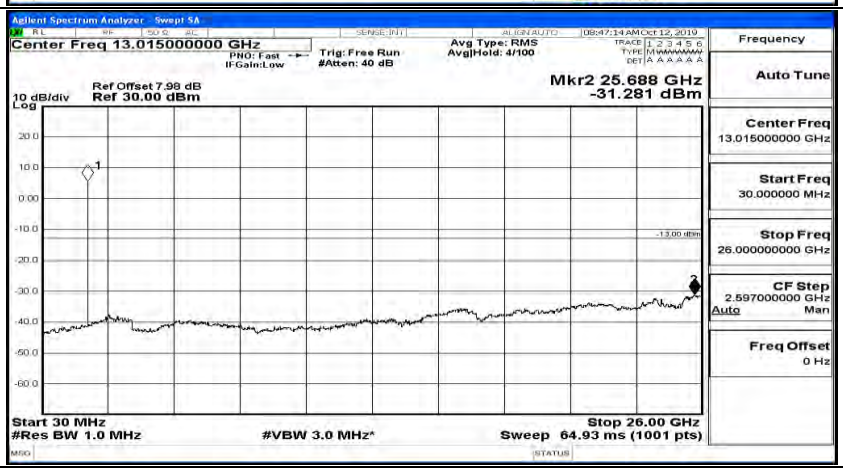 |

CSE Test Graph(s) (Channel Bandwidth: 3 MHz)_MCH_QPSK

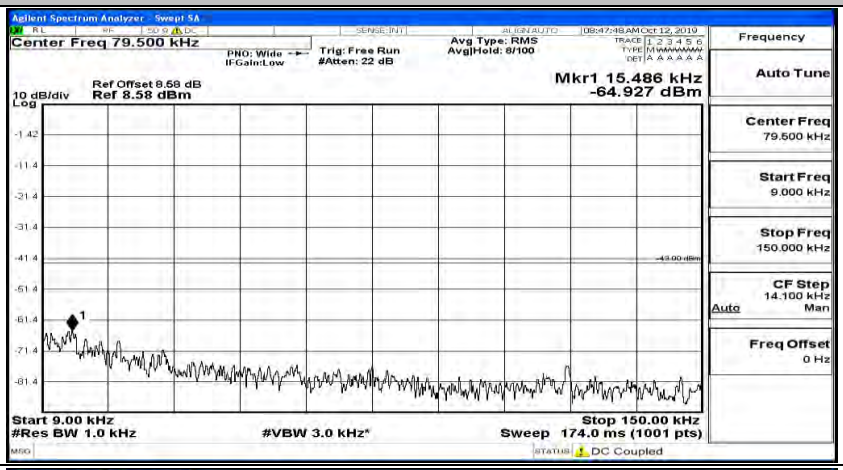


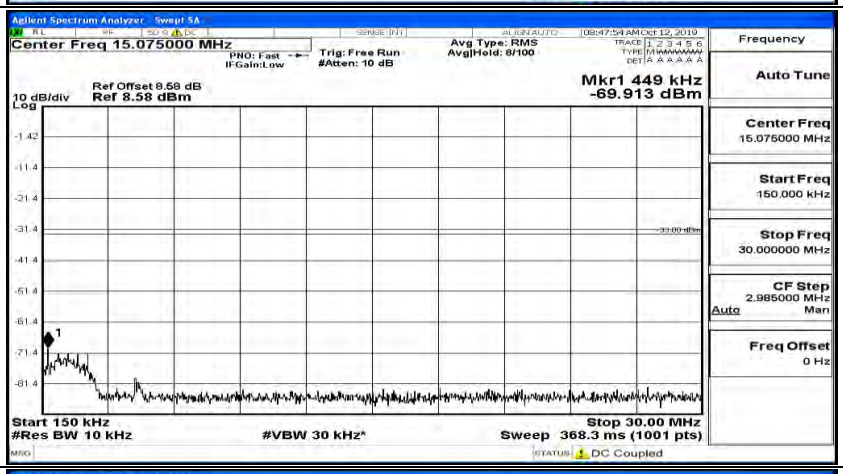


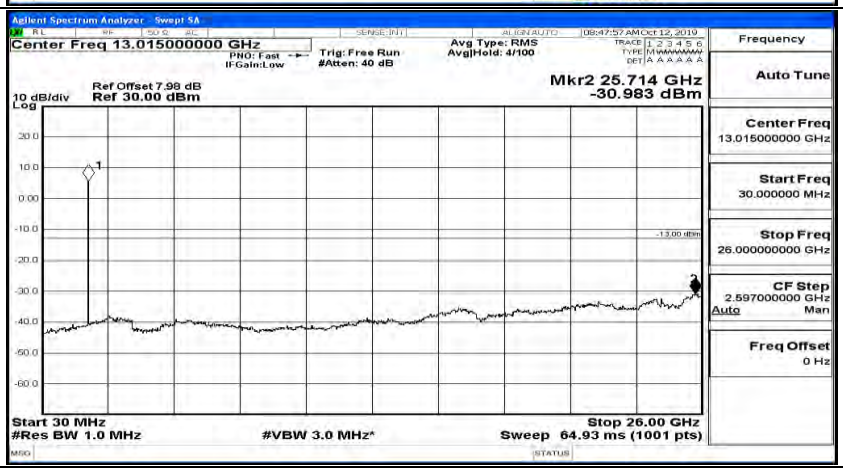

CSE Test Graph(s) (Channel Bandwidth: 3 MHz)_HCH_QPSK

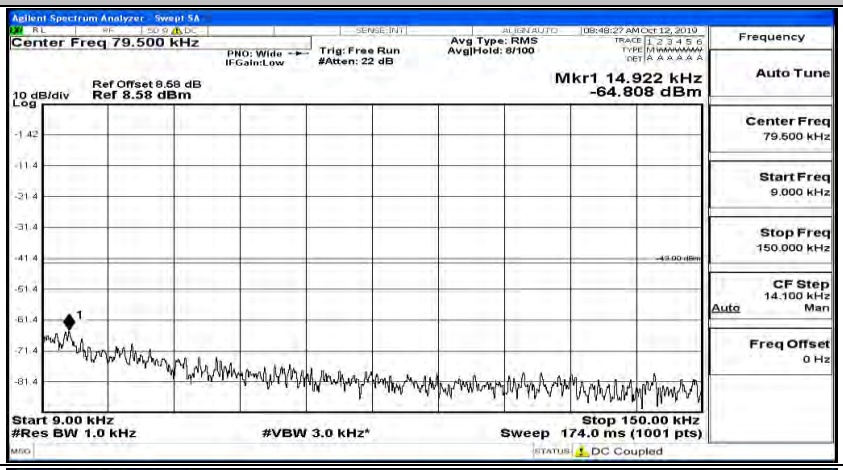


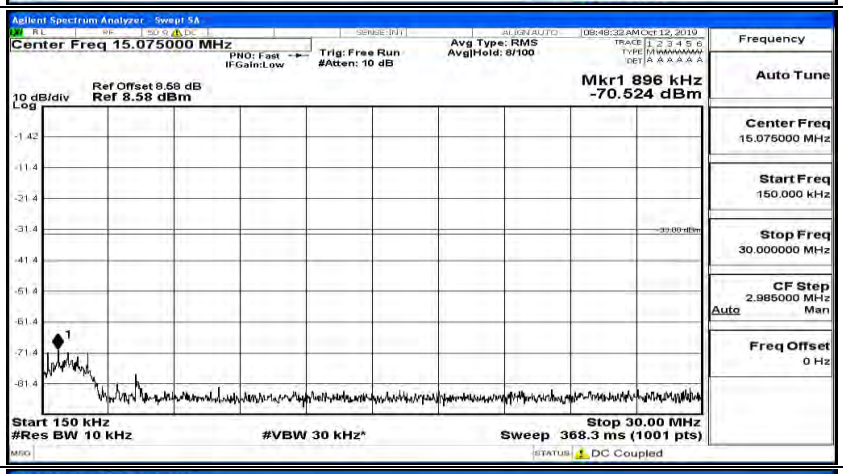


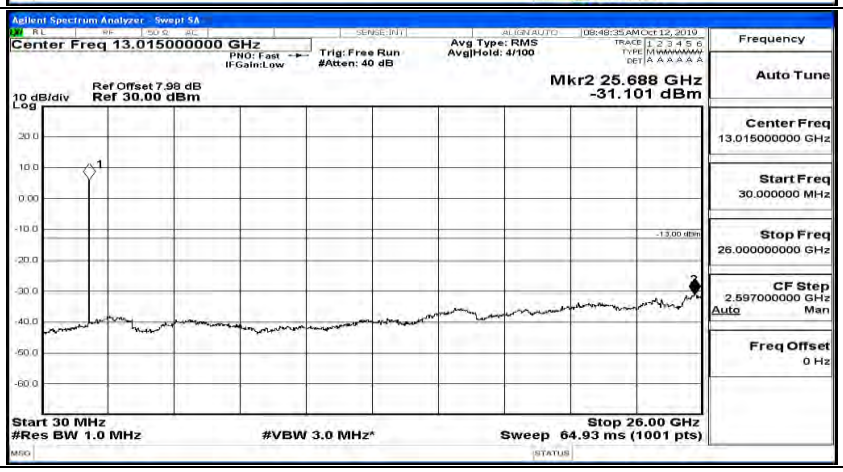

| CSE Test Graph(s) (Channel Bandwidth: 3 MHz)_LCH_16QAM |
|---|
| 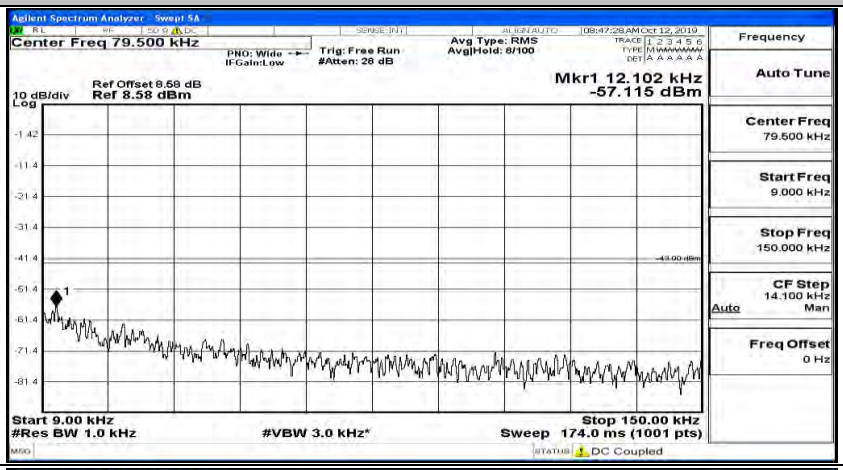 |
| 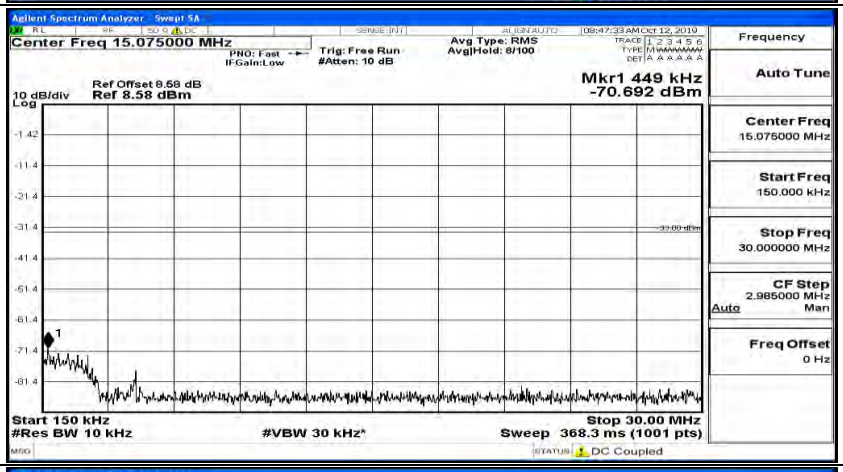 |
| |

| CSE Test Graph(s) (Channel Bandwidth: 3 MHz)_MCH_16QAM |
|---|
| 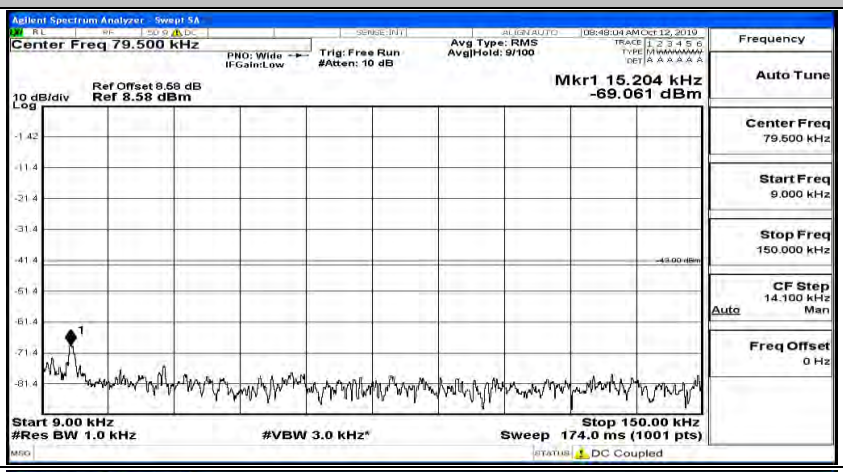 |
| 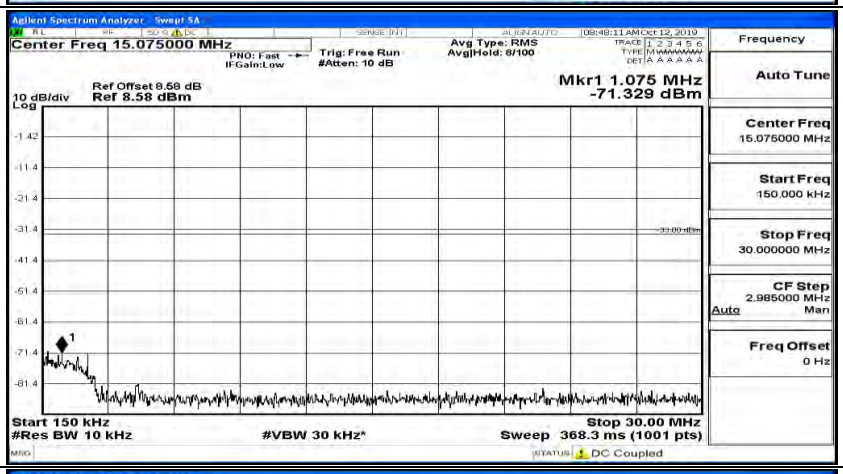 |
| 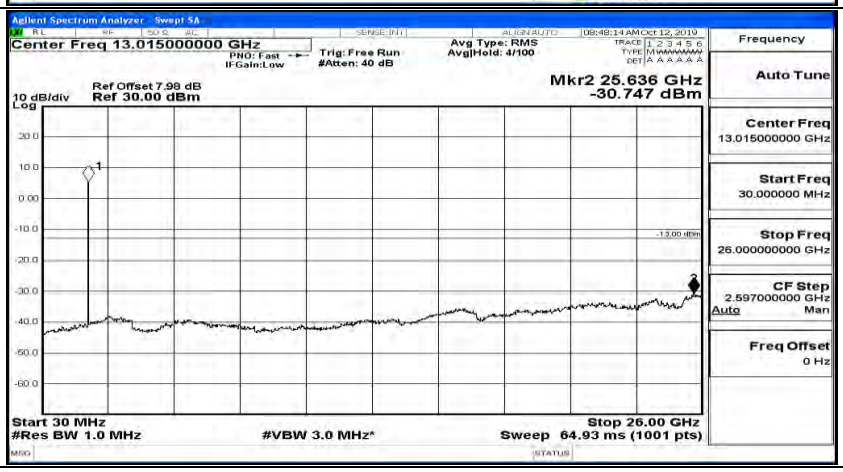 |

| CSE Test Graph(s) (Channel Bandwidth: 3 MHz)_HCH_16QAM |
|---|
| 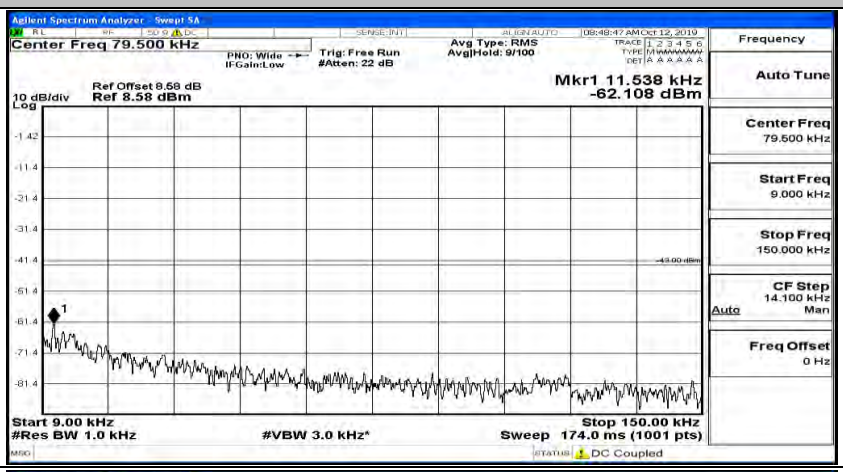 |
| 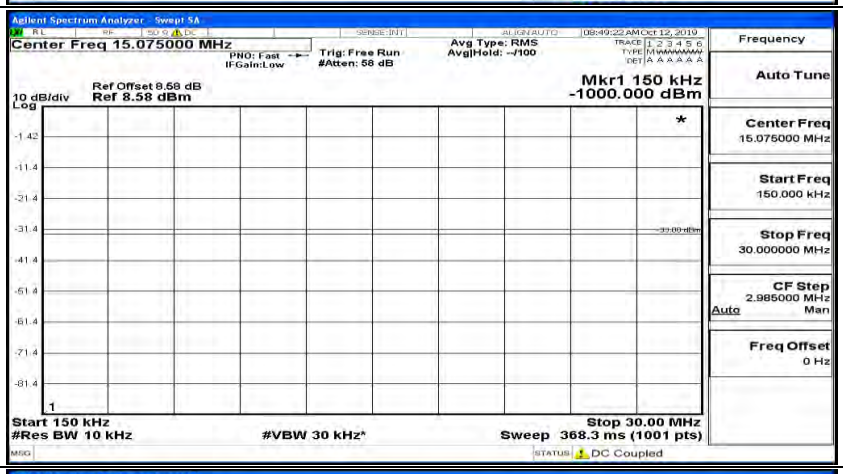 |
| 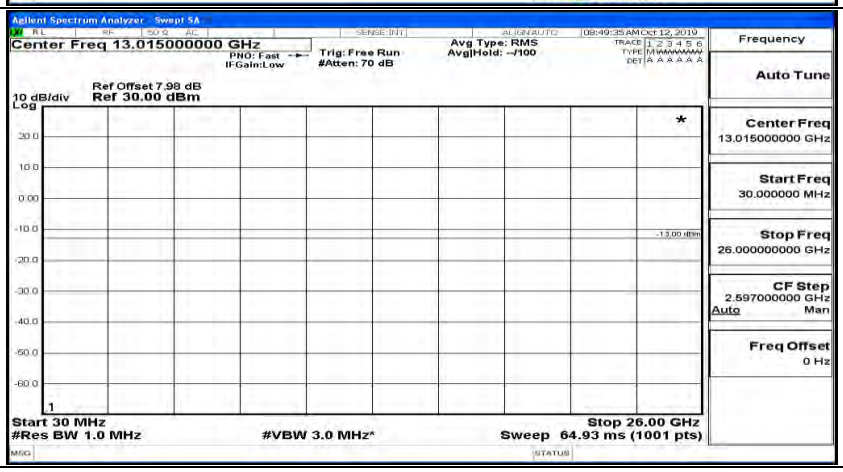 |

CSE Test Graph(s) (Channel Bandwidth: 5 MHz)_LCH_QPSK

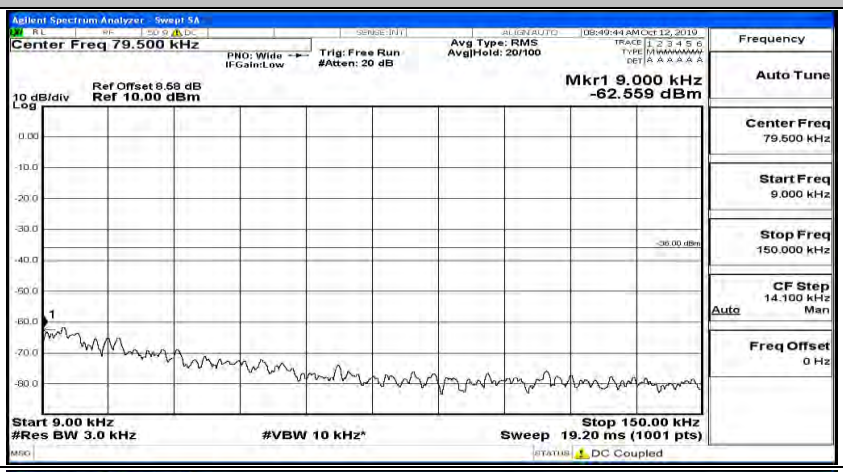


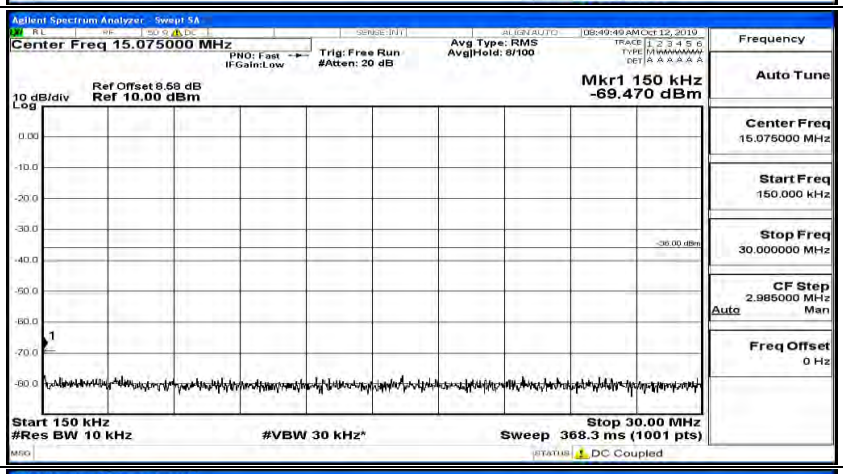


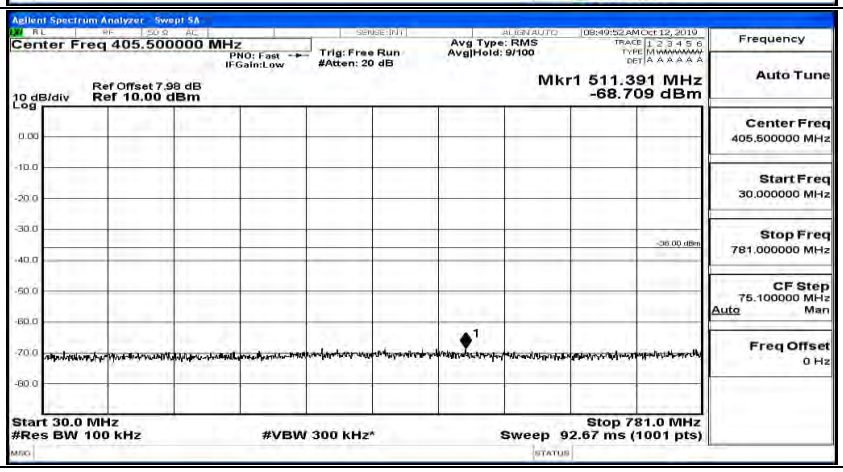

| CSE Test Graph(s) (Channel Bandwidth: 5 MHz)_MCH_QPSK |
|---|
| 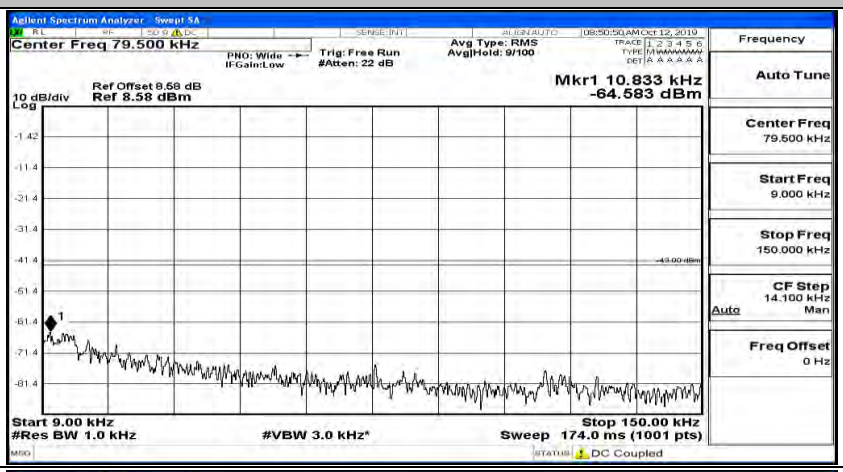 |
| 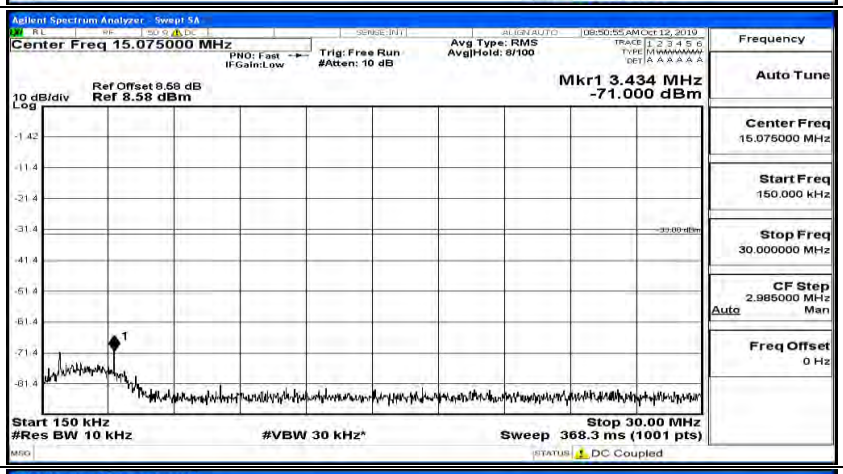 |
| 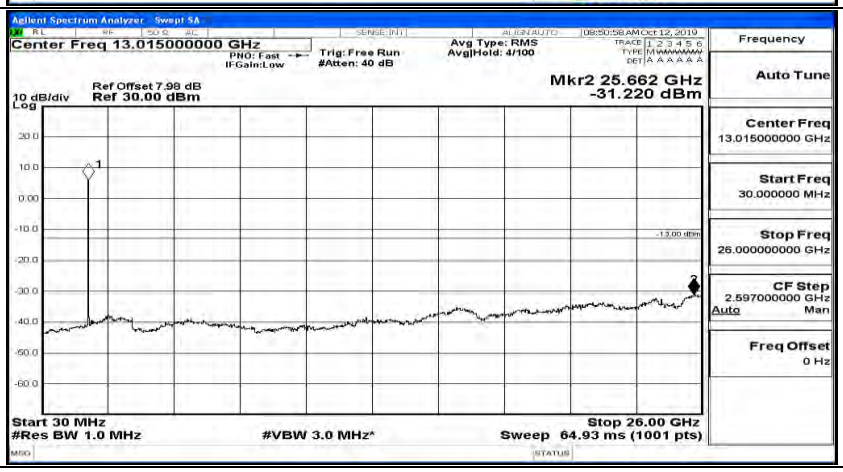 |

| CSE Test Graph(s) (Channel Bandwidth: 5 MHz)_HCH_QPSK |
|---|
| 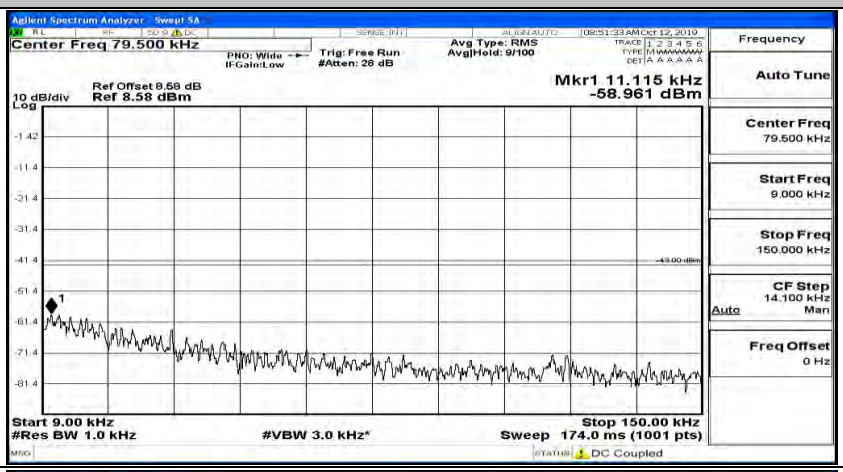 |
| 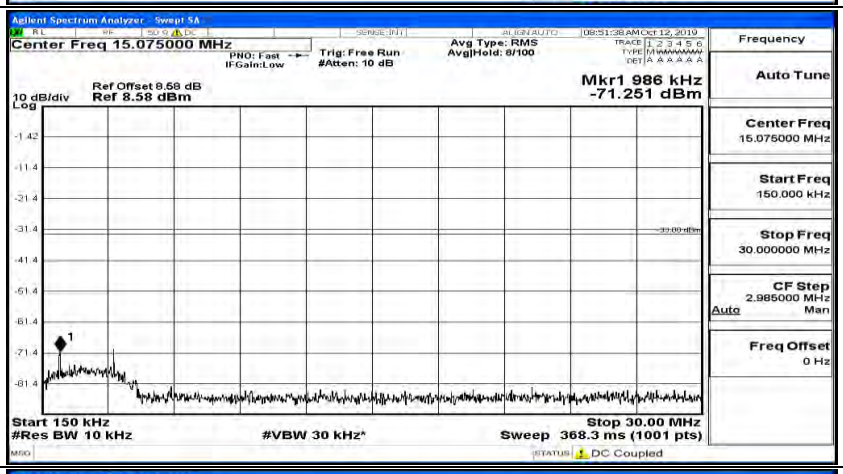 |
| 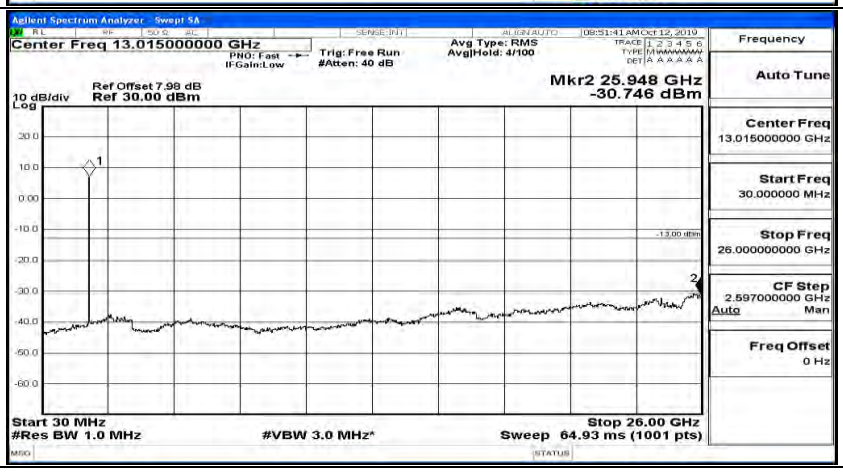 |

| CSE Test Graph(s) (Channel Bandwidth: 5 MHz)_LCH_16QAM |
|---|
| 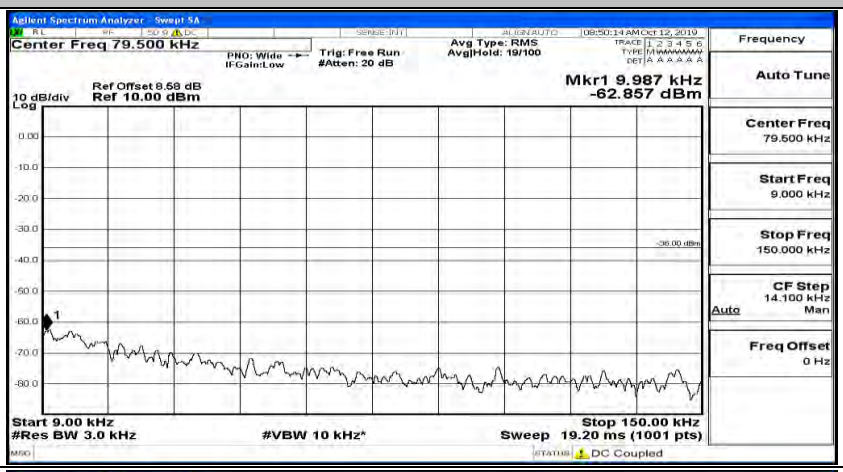 |
| 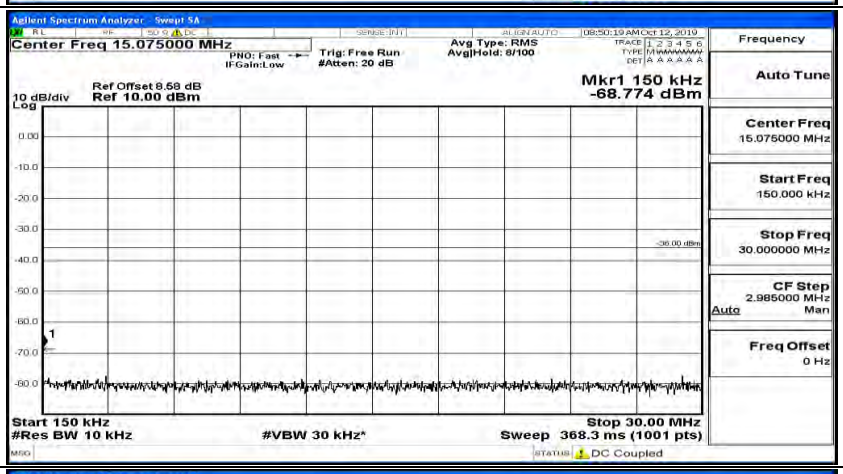 |
| 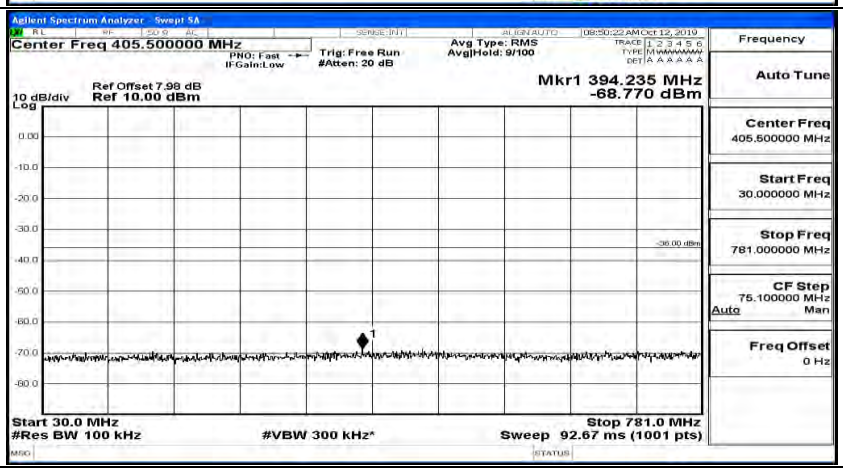 |

| CSE Test Graph(s) (Channel Bandwidth: 5 MHz)_MCH_16QAM |
|---|
| 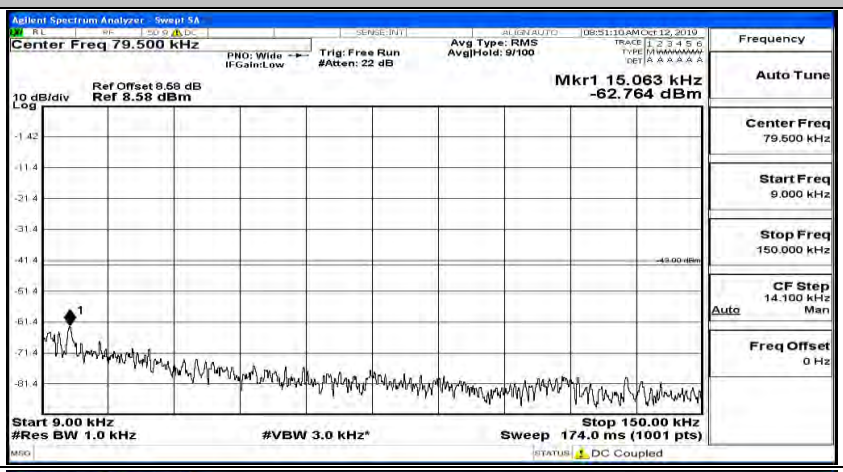 |
| 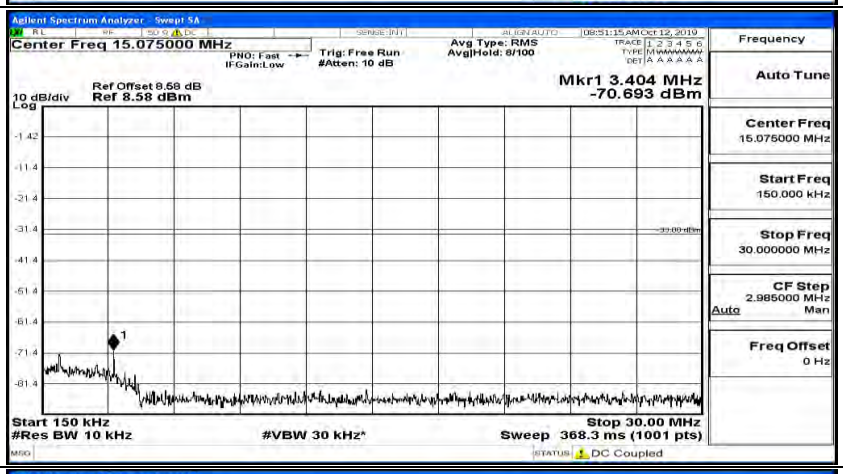 |
| 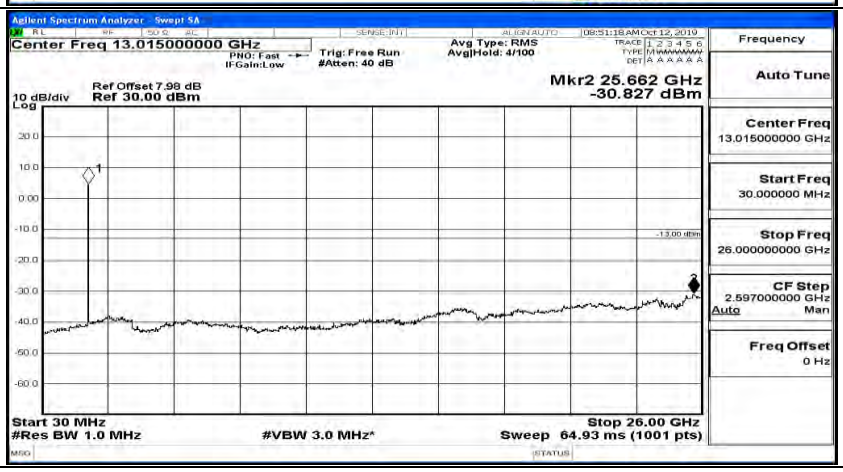 |

| CSE Test Graph(s) (Channel Bandwidth: 5 MHz)_HCH_16QAM |
|---|
| 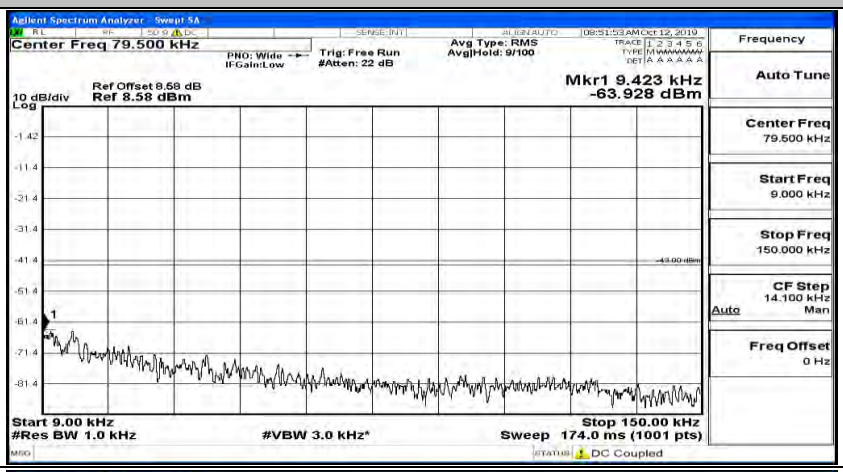 |
| 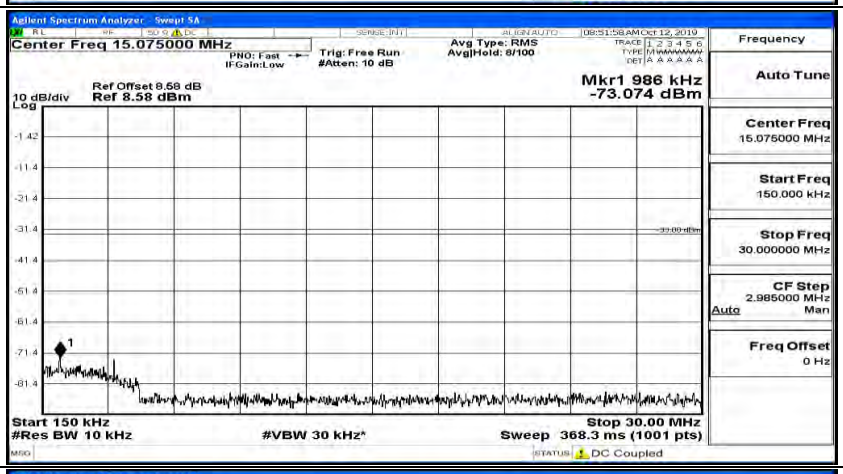 |
| 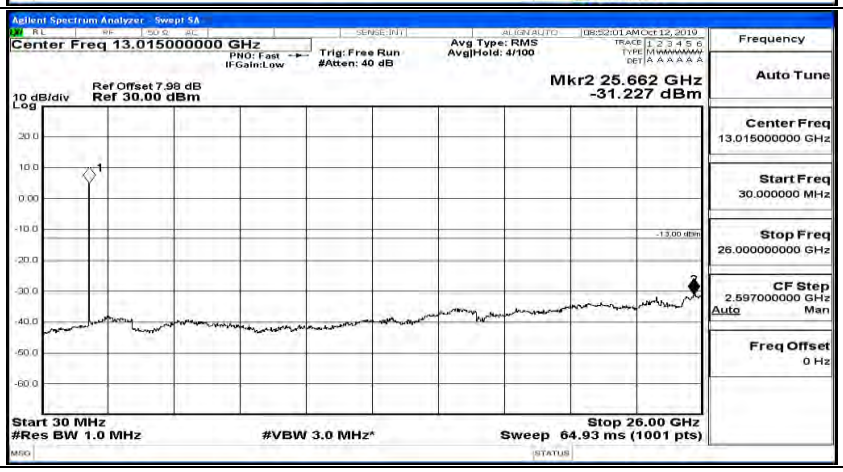 |

| CSE Test Graph(s) (Channel Bandwidth: 10 MHz)_LCH_QPSK |
|---|
| 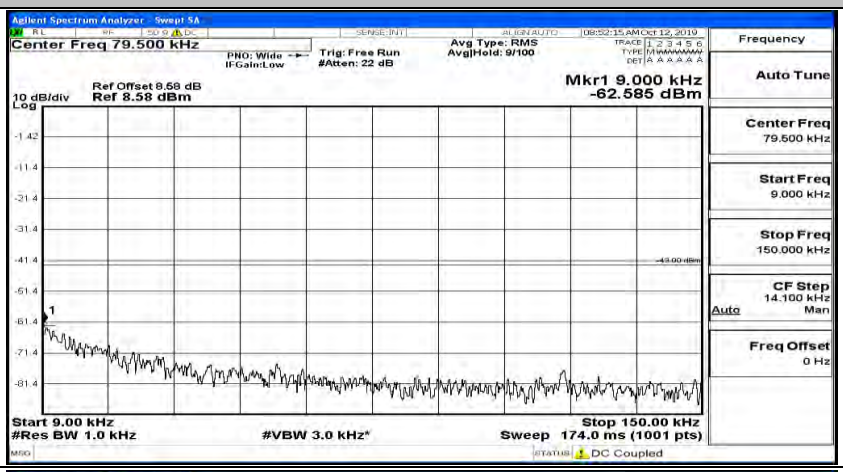 |
| 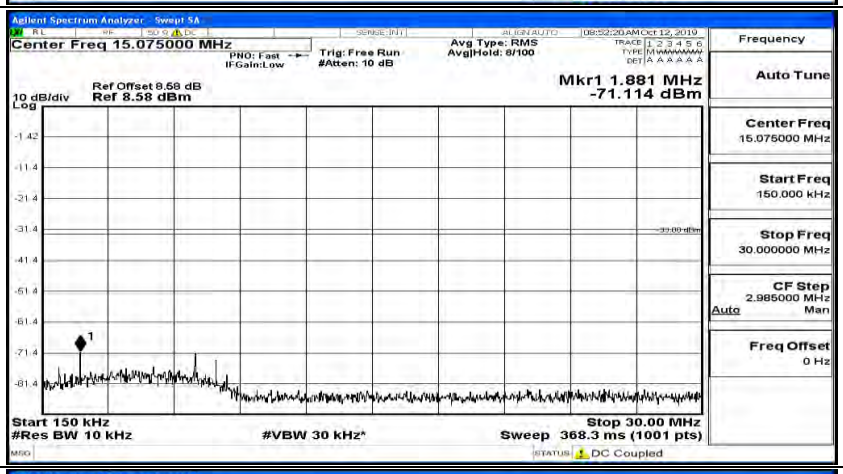 |
| |

CSE Test Graph(s) (Channel Bandwidth: 10 MHz)_MCH_QPSK

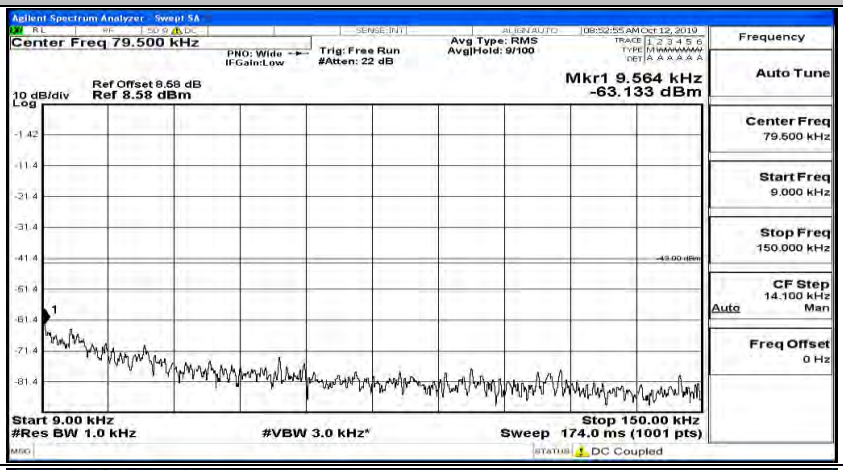


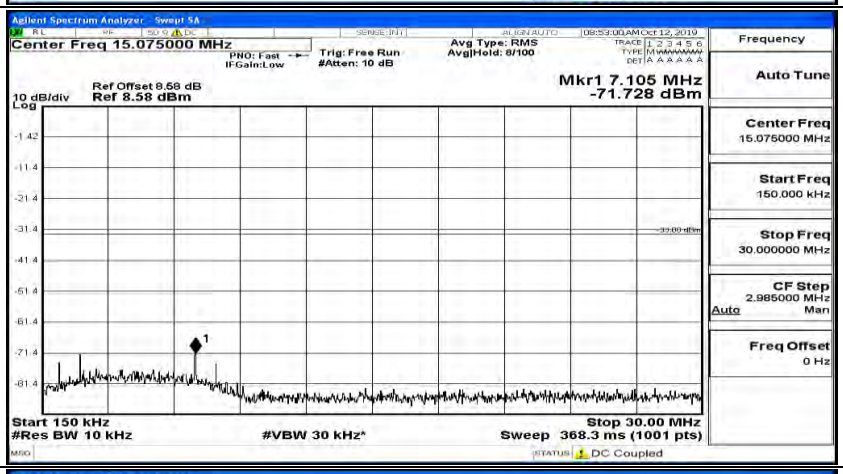


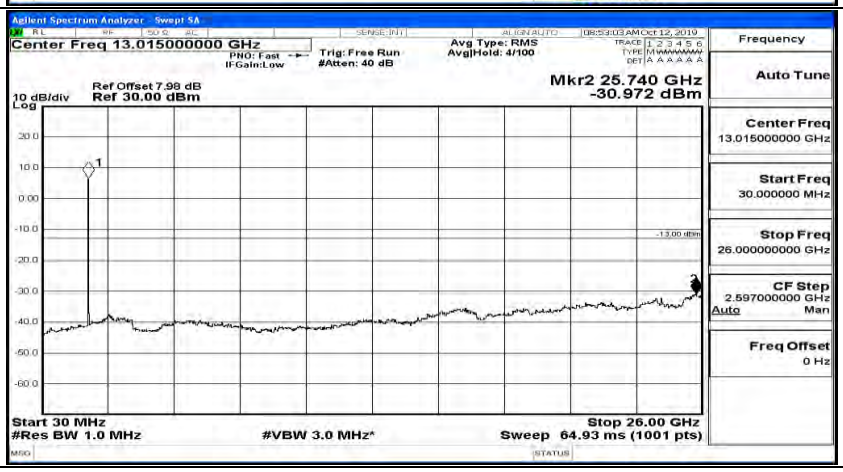

| CSE Test Graph(s) (Channel Bandwidth: 10 MHz)_HCH_QPSK |
|---|
| 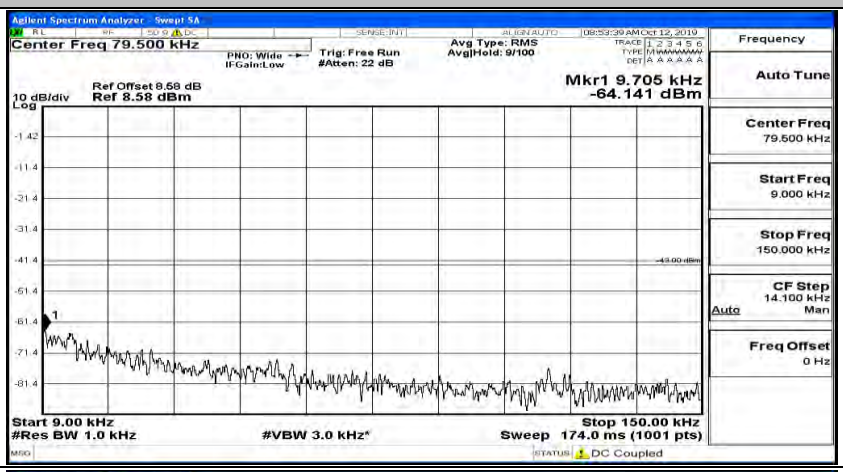 |
| 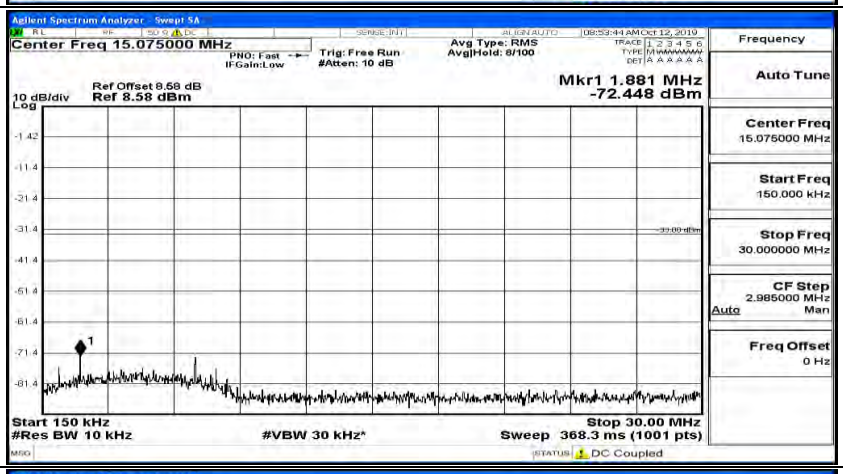 |
| 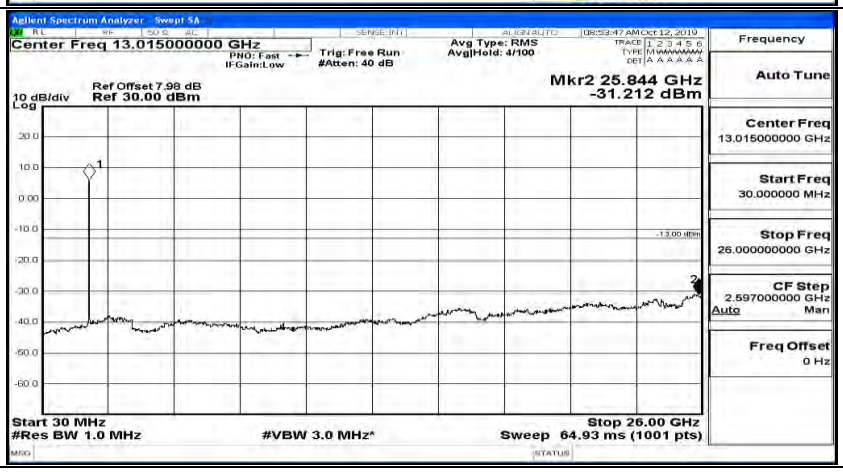 |

CSE Test Graph(s) (Channel Bandwidth: 10 MHz)_LCH_16QAM

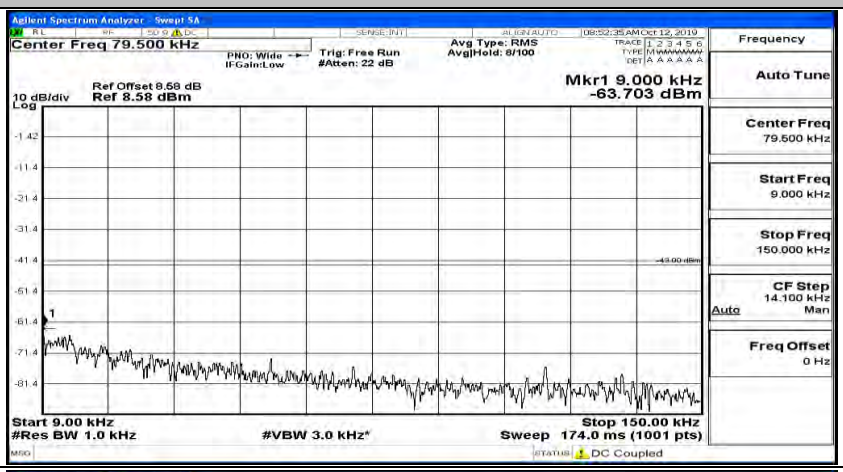


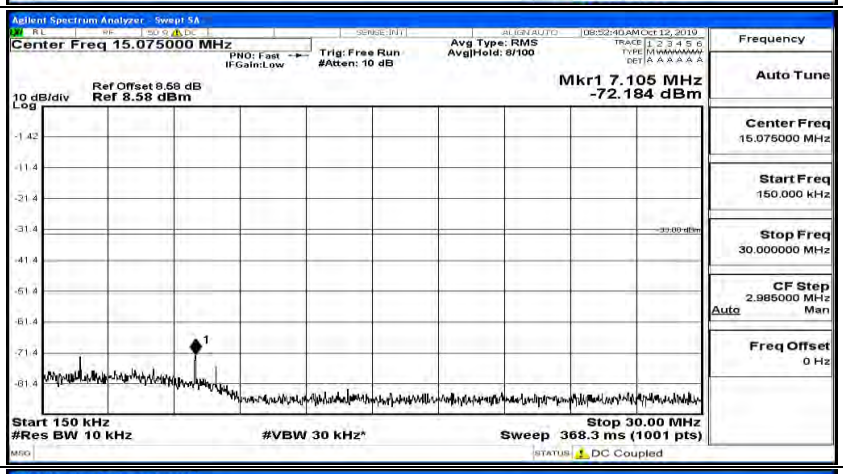

| CSE Test Graph(s) (Channel Bandwidth: 10 MHz)_MCH_16QAM |
|---|
| 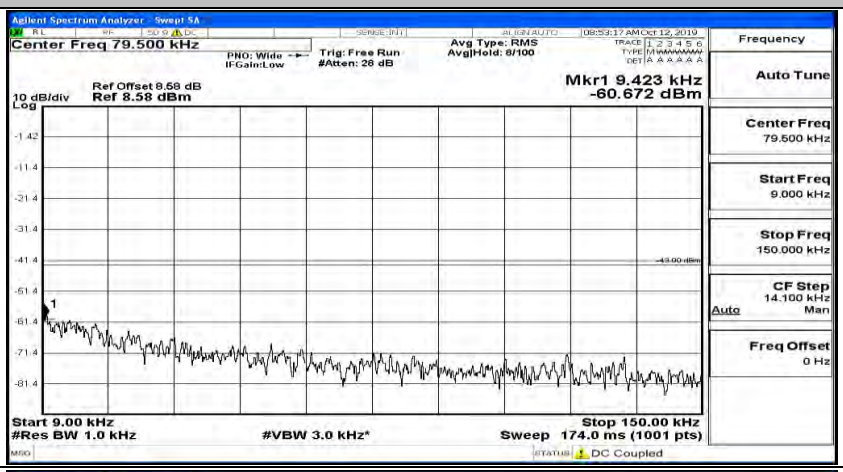 |
| 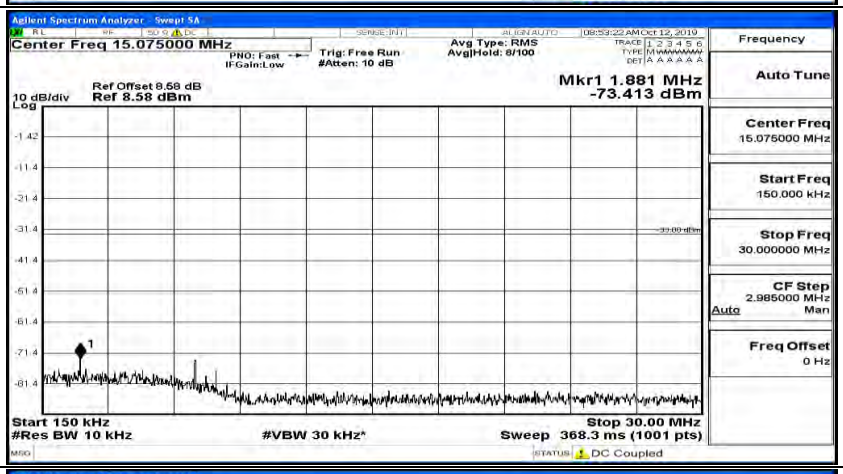 |
| 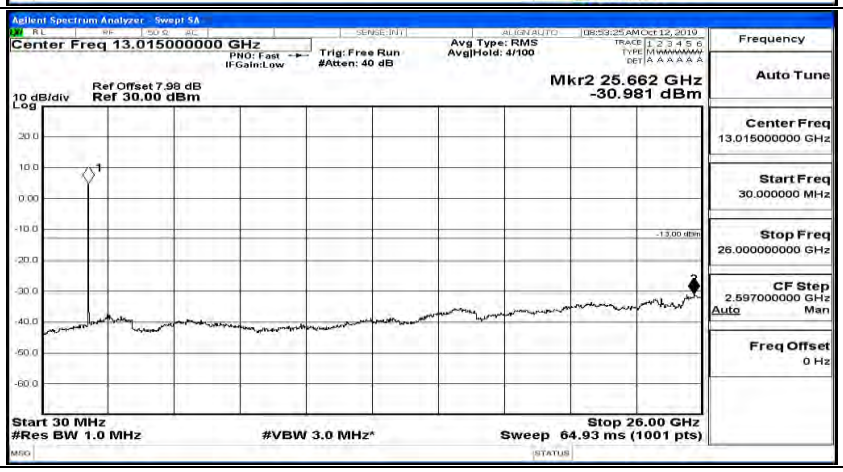 |

| CSE Test Graph(s) (Channel Bandwidth: 10 MHz)_HCH_16QAM |
|---|
| 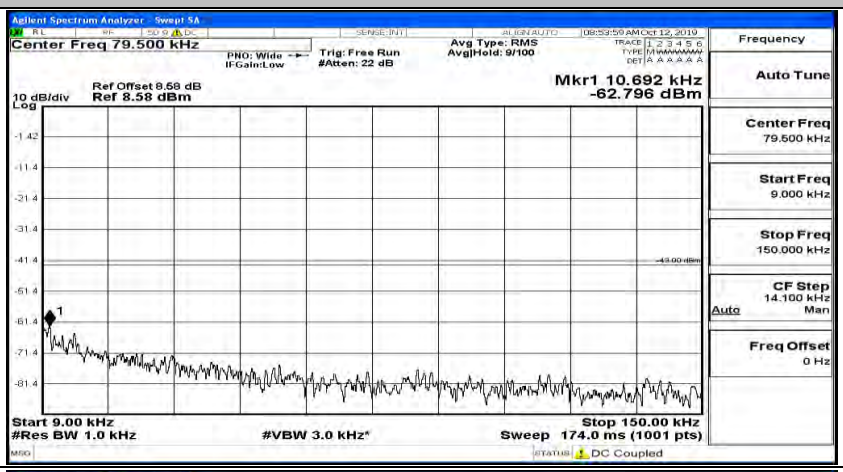 |
| 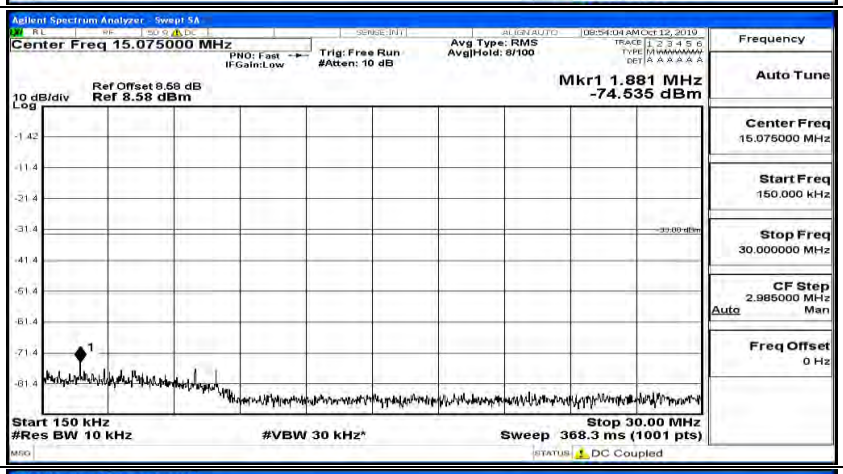 |
| 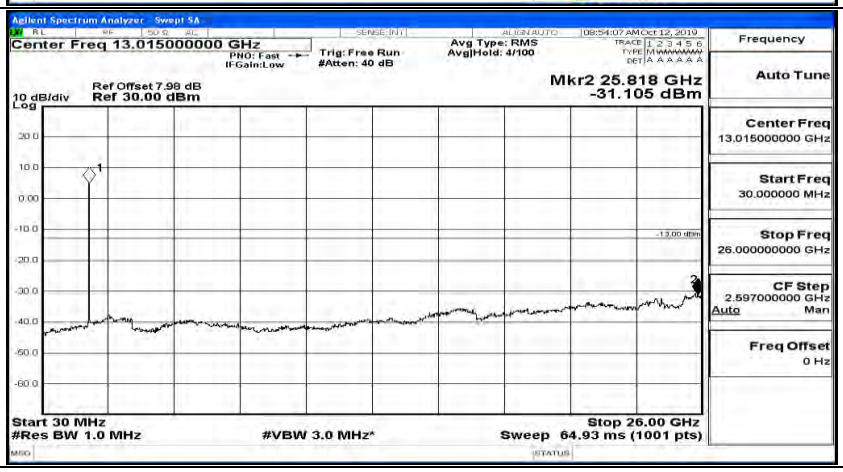 |

CSE Test Graph(s) (Channel Bandwidth:15 MHz)_LCH_QPSK

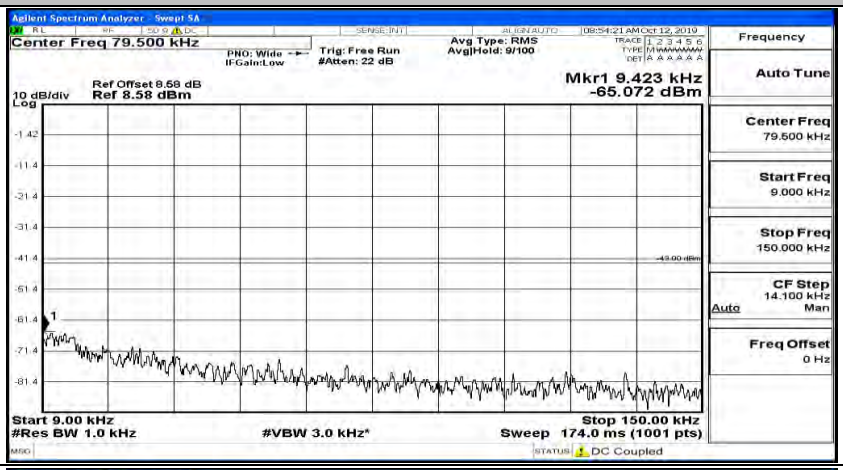


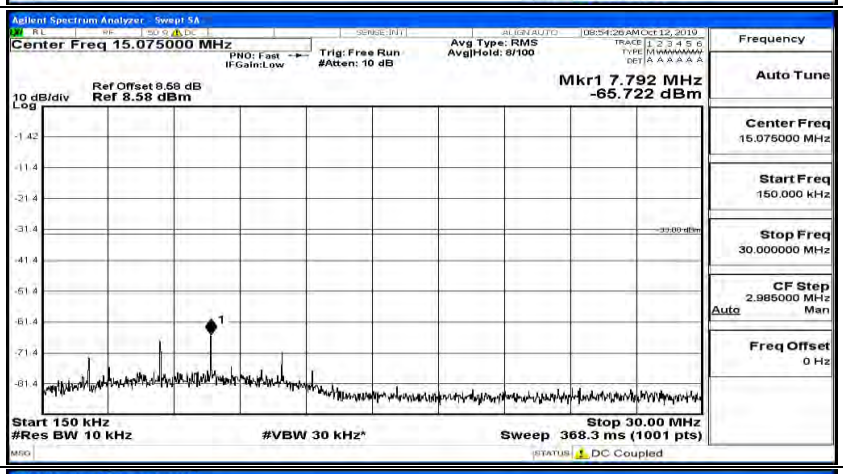


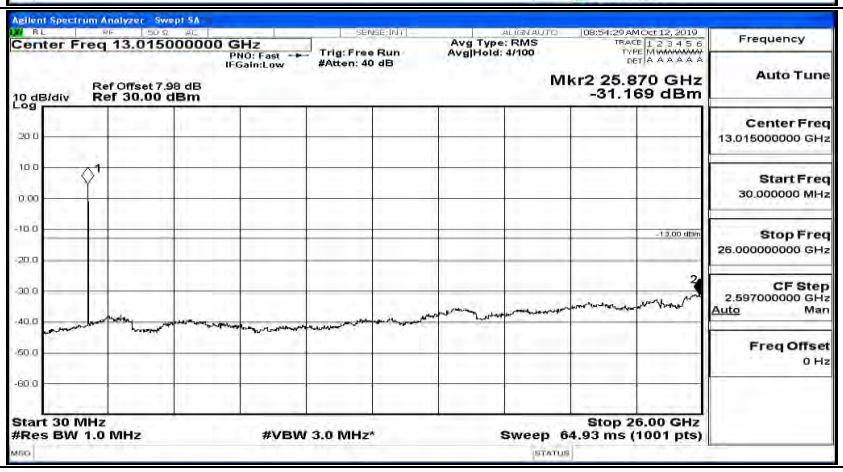

| CSE Test Graph(s) (Channel Bandwidth:15 MHz)_MCH_QPSK |
|---|
| 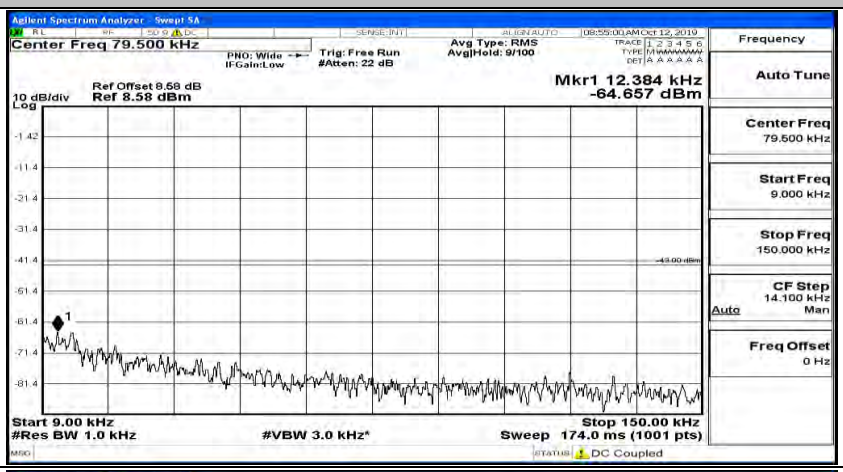 |
| 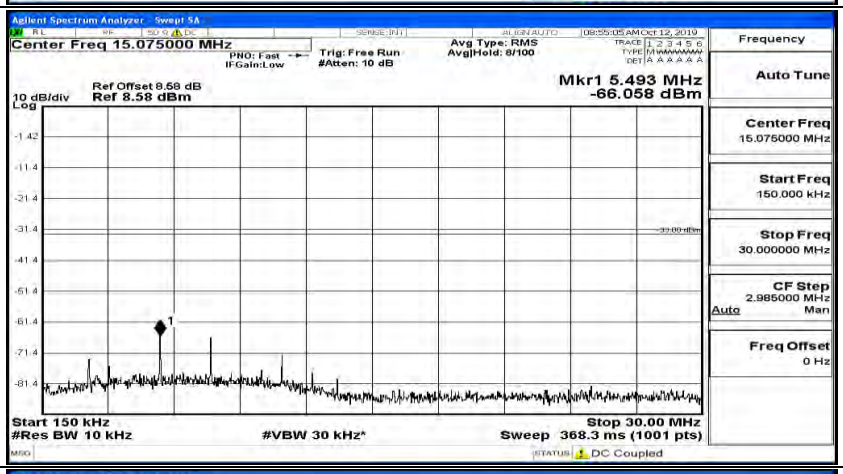 |
| 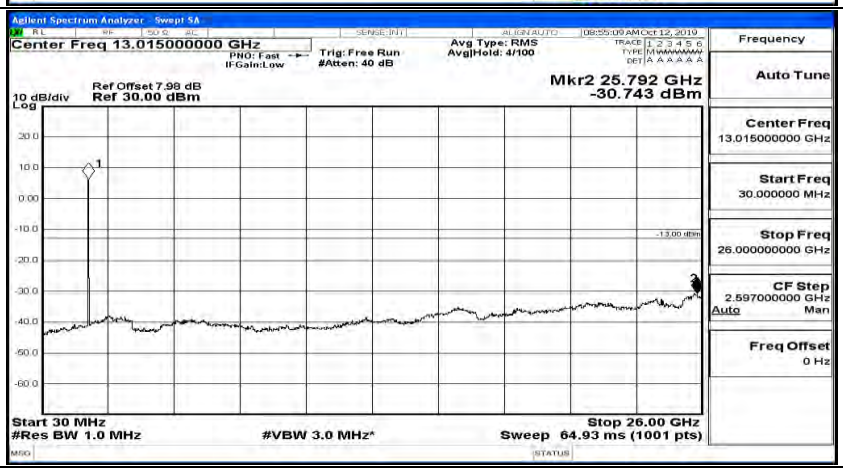 |

CSE Test Graph(s) (Channel Bandwidth:15 MHz)_HCH_QPSK

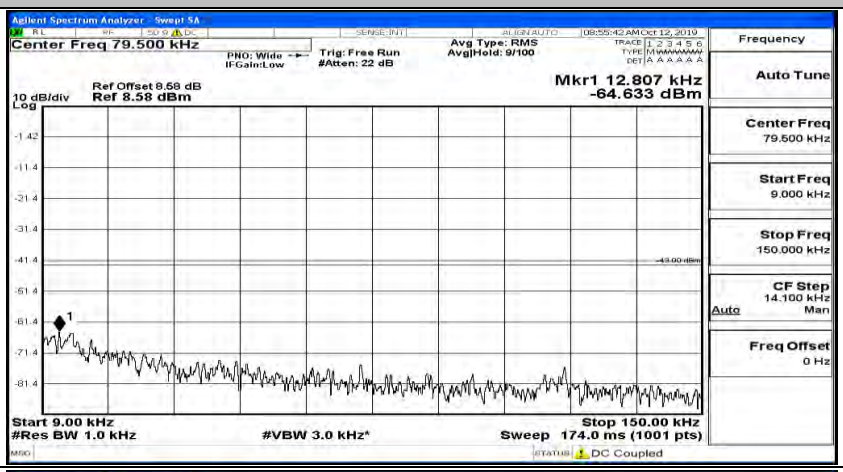


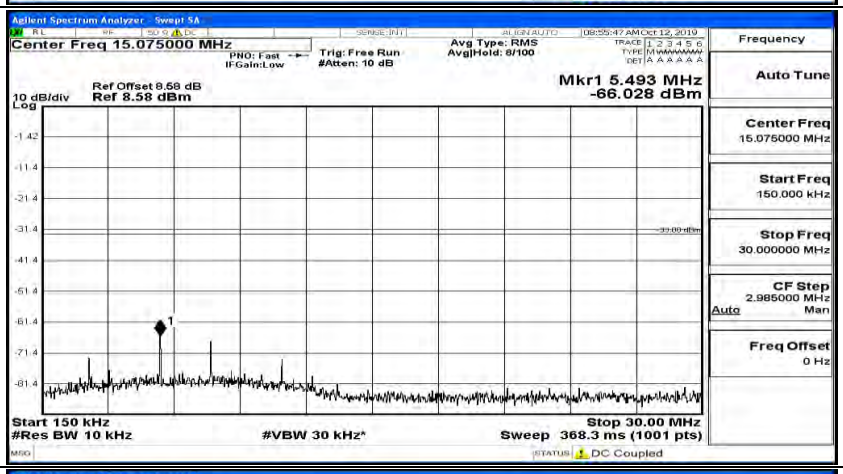


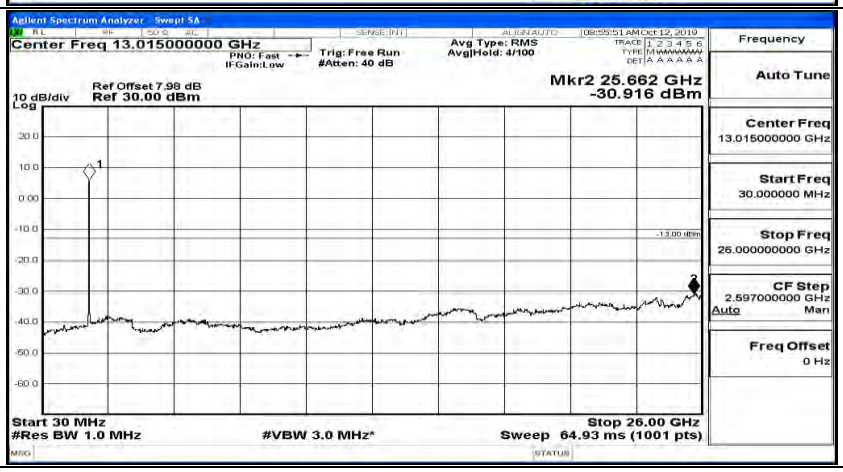

| CSE Test Graph(s) (Channel Bandwidth:15 MHz)_LCH_16QAM |
|---|
| 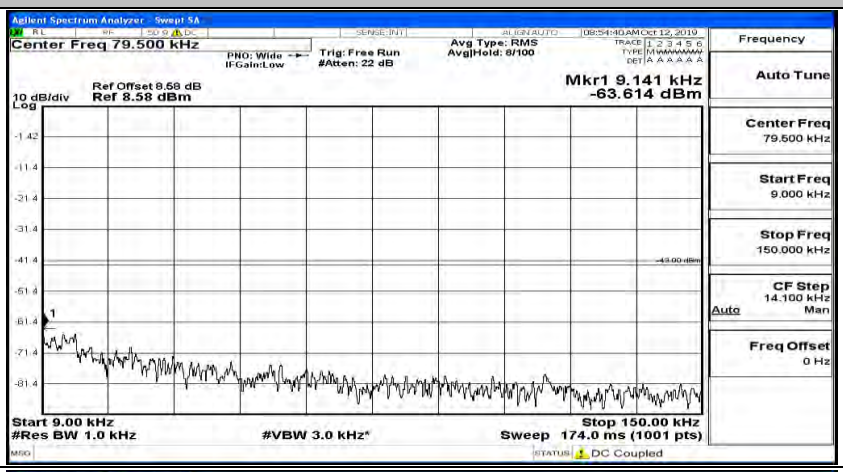 |
| 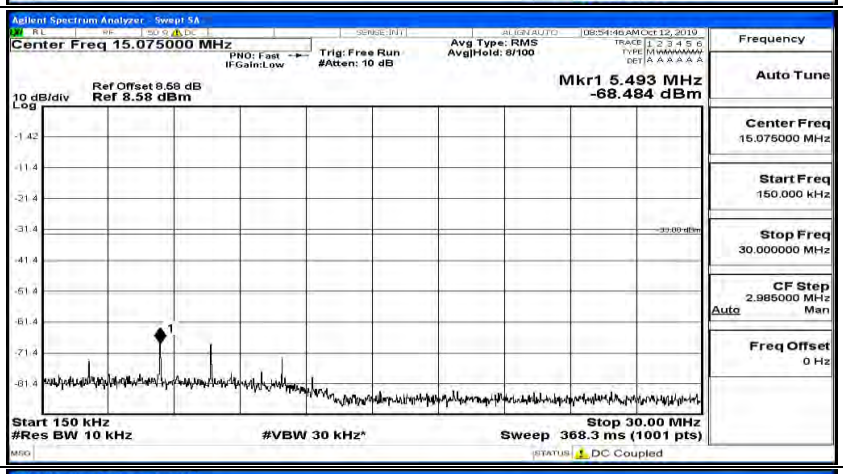 |
| |

| CSE Test Graph(s) (Channel Bandwidth:15 MHz)_MCH_16QAM |
|---|
| 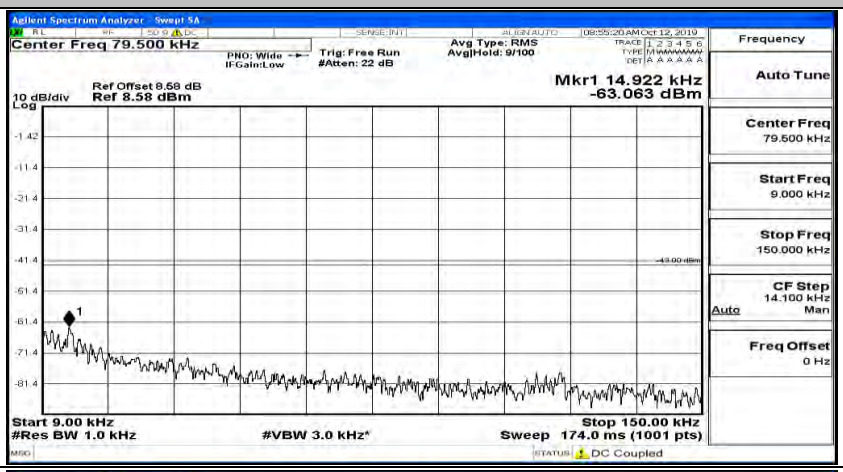 |
| 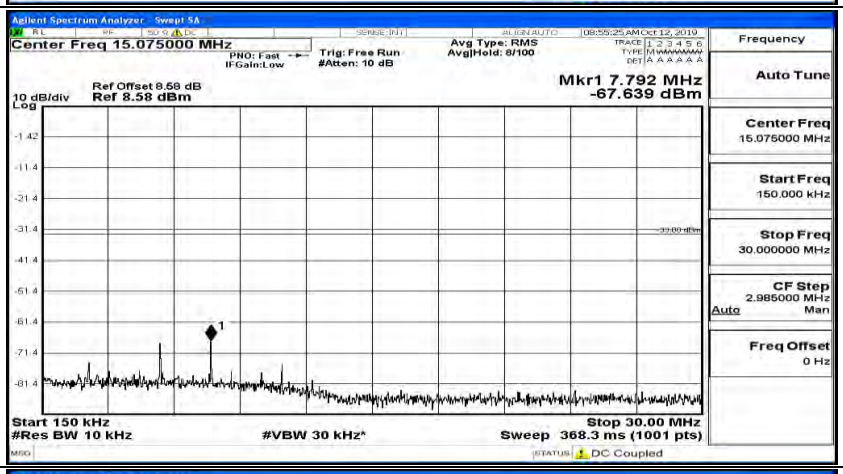 |
| 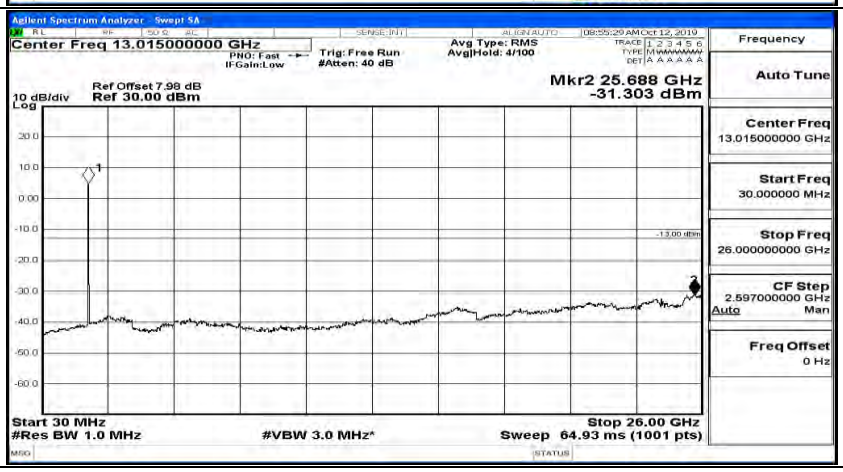 |

| CSE Test Graph(s) (Channel Bandwidth:15 MHz)_HCH_16QAM |
|---|
| 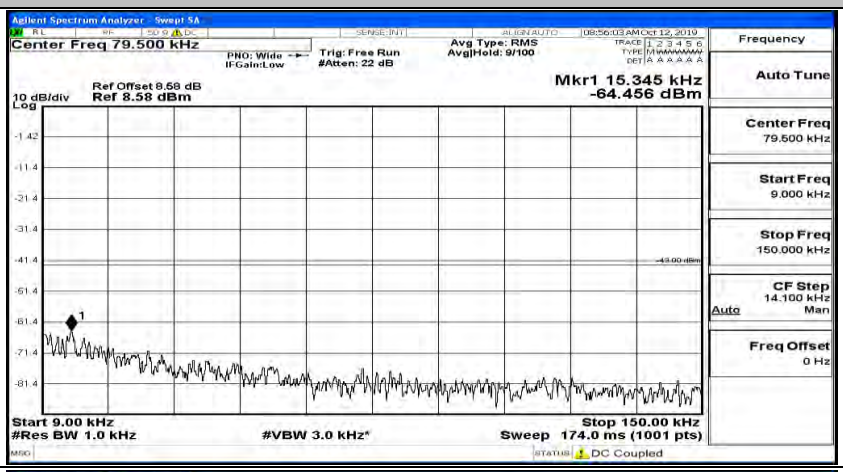 |
| 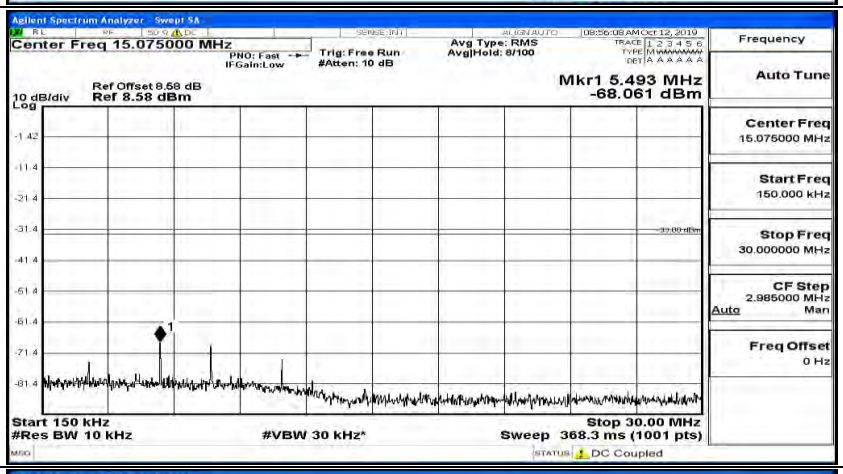 |
| 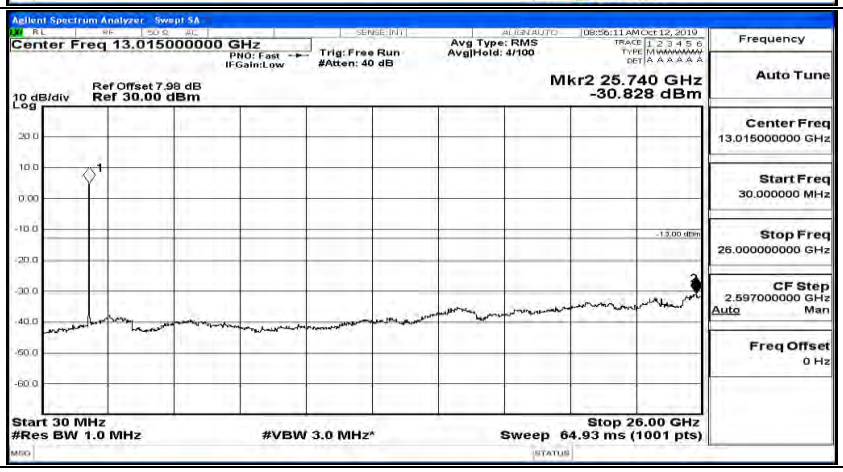 |

CSE Test Graph(s) (Channel Bandwidth:20 MHz)_LCH_QPSK

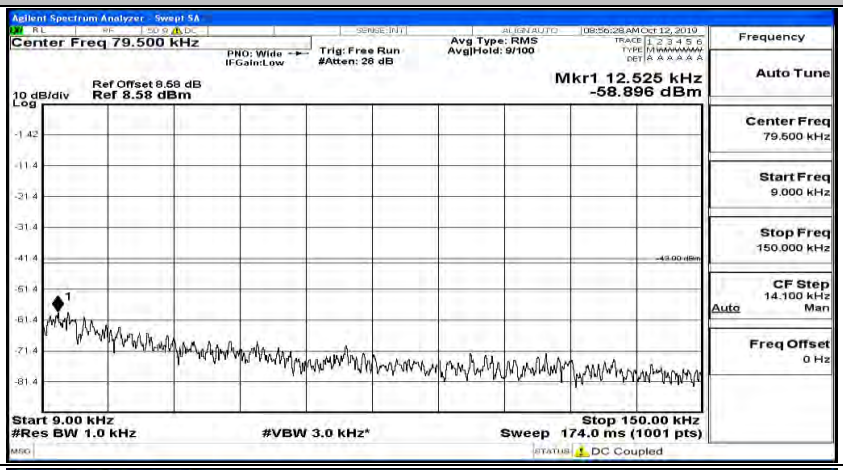


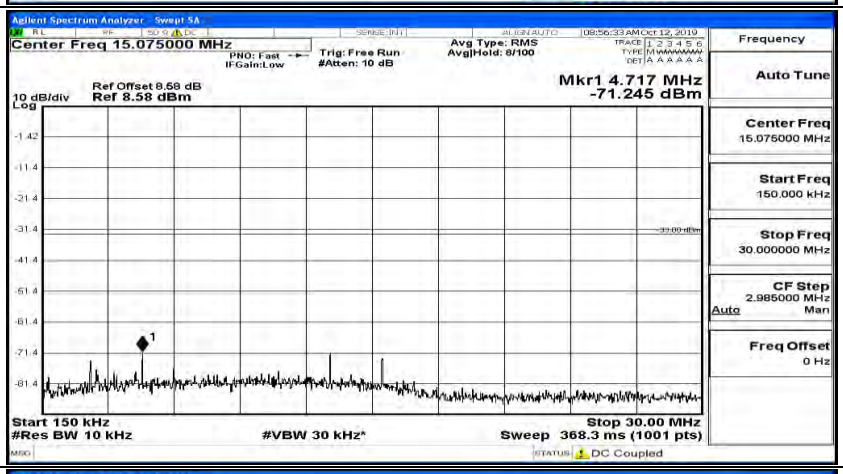


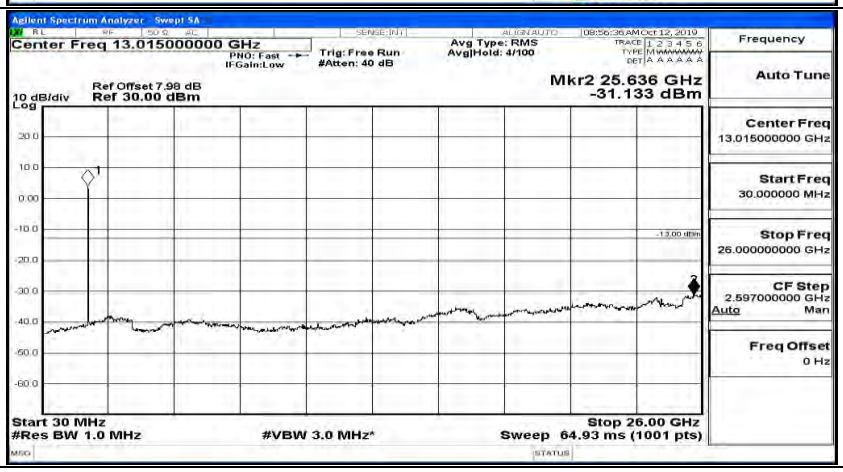

CSE Test Graph(s) (Channel Bandwidth:20 MHz)_MCH_QPSK

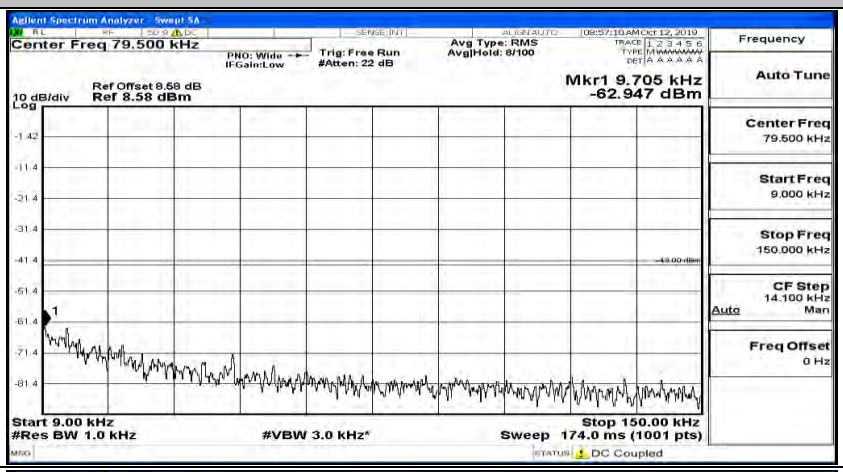


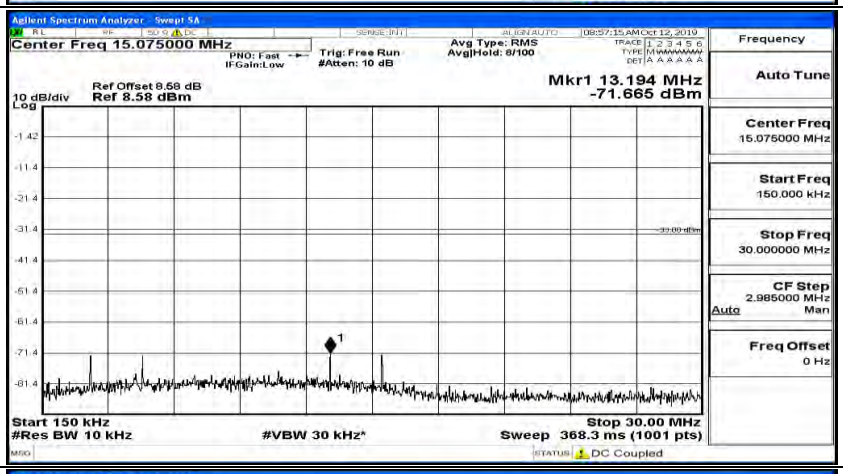

| CSE Test Graph(s) (Channel Bandwidth:20 MHz)_HCH_QPSK |
|---|
| 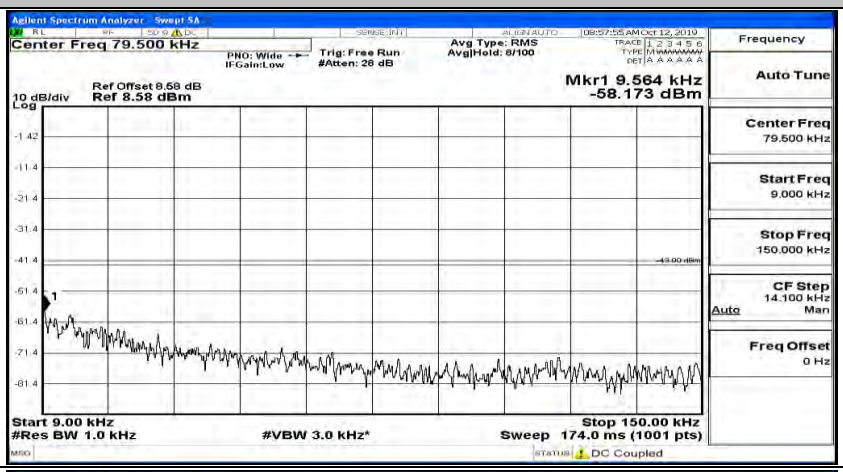 |
| 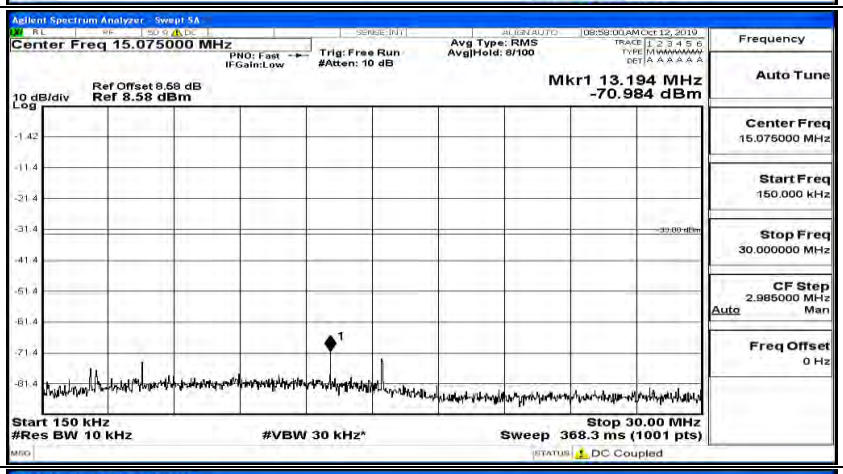 |
| |

| CSE Test Graph(s) (Channel Bandwidth:20 MHz)_LCH_16QAM |
|---|
| 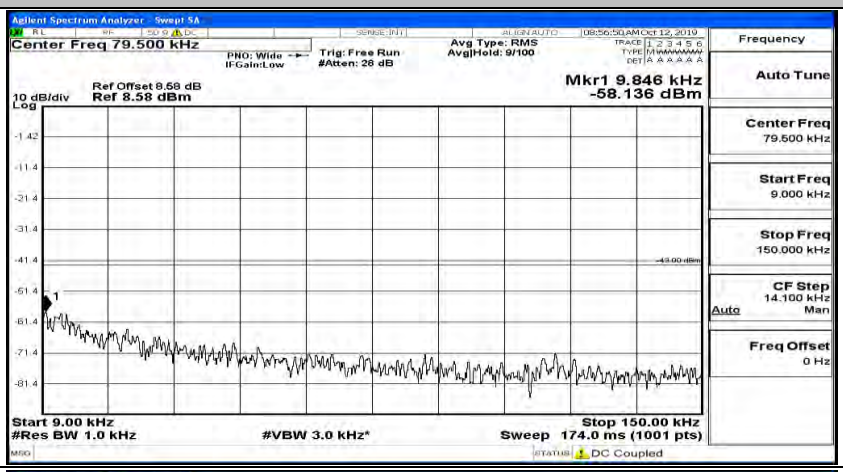 |
| 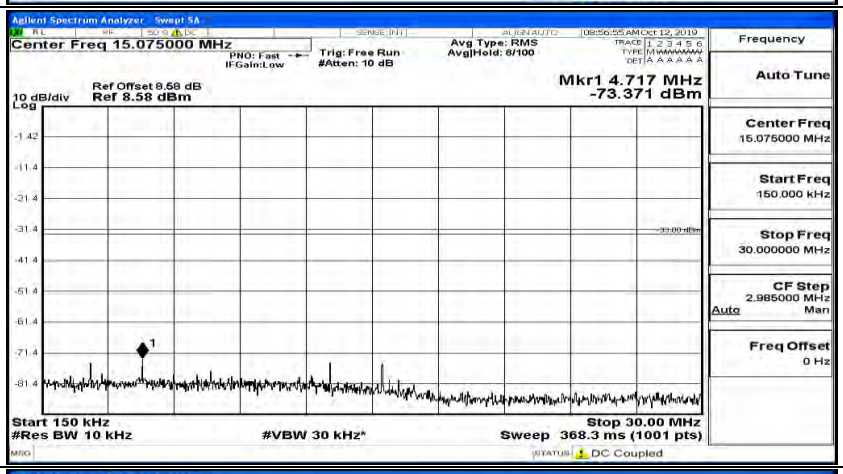 |
| 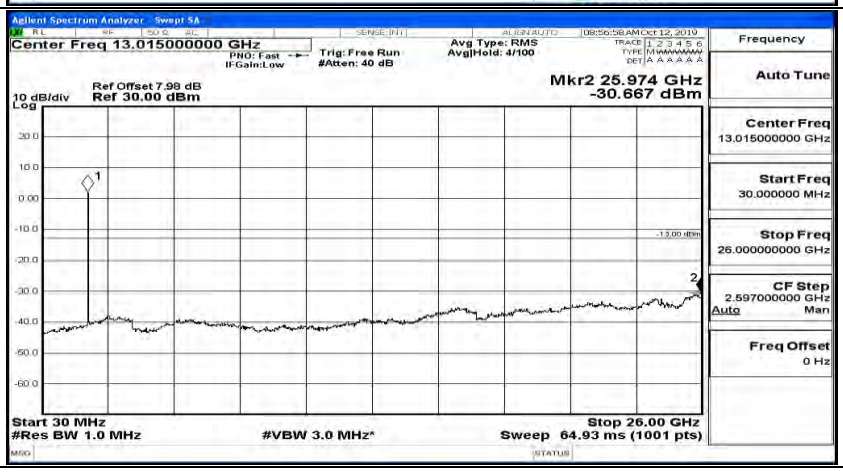 |

| CSE Test Graph(s) (Channel Bandwidth:20 MHz)_MCH_16QAM |
|---|
| 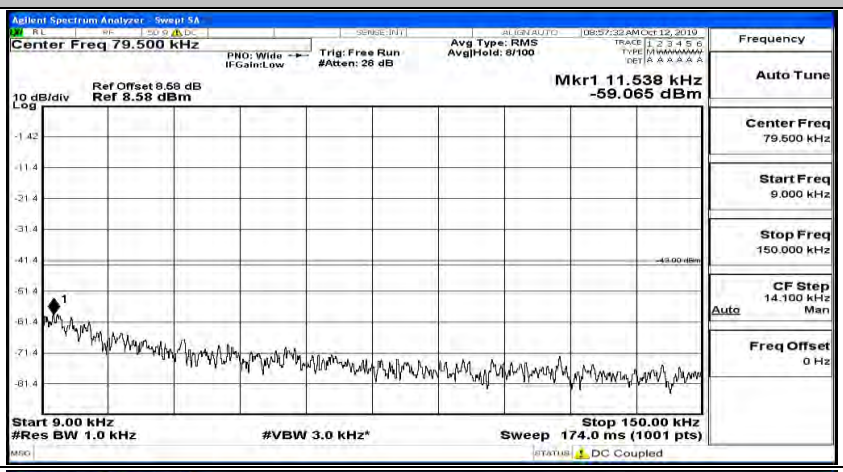 |
| 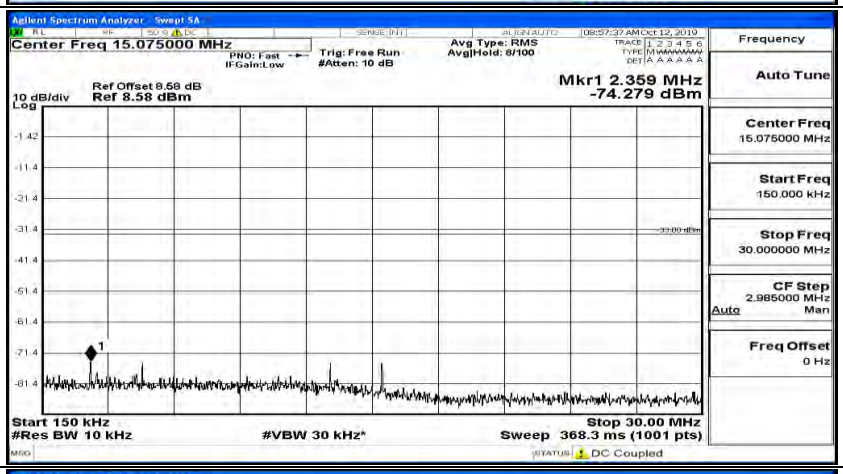 |
| 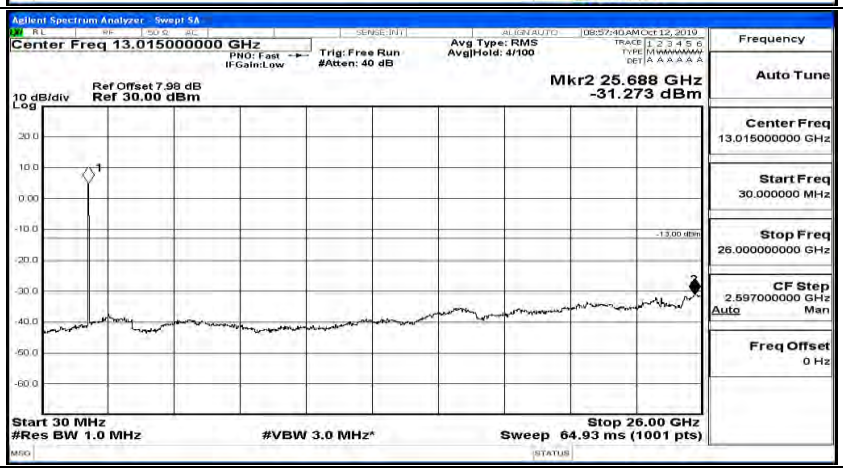 |

| CSE Test Graph(s) (Channel Bandwidth:20 MHz)_HCH_16QAM |
|---|
| 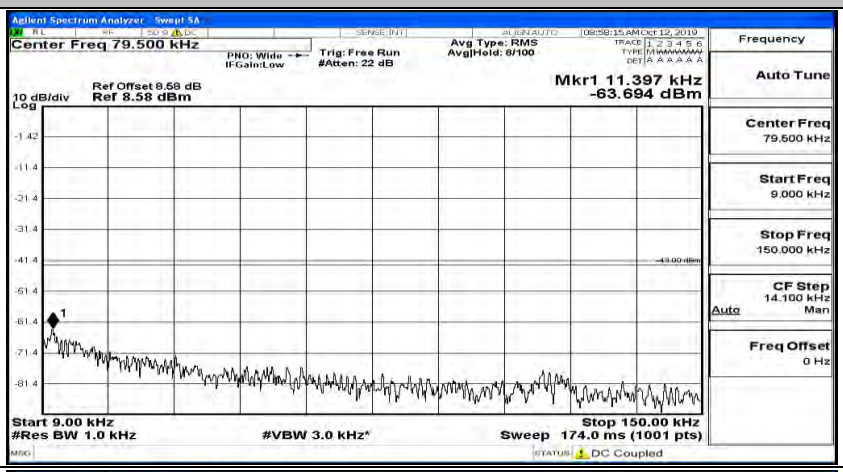 |
| 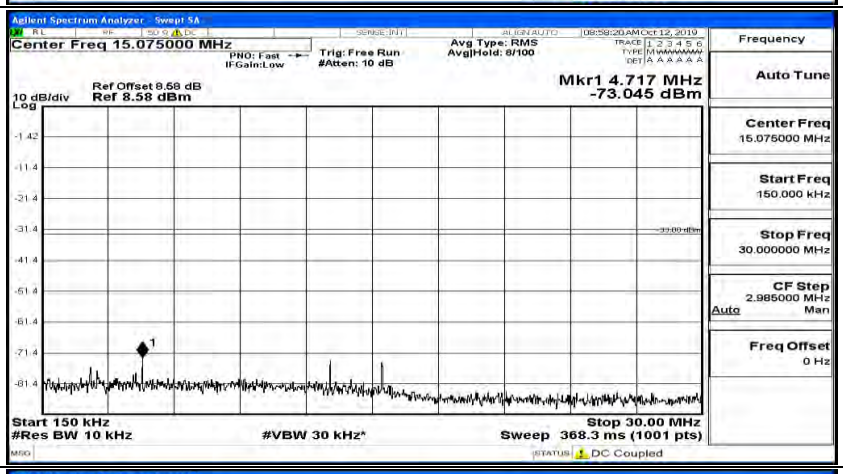 |
| 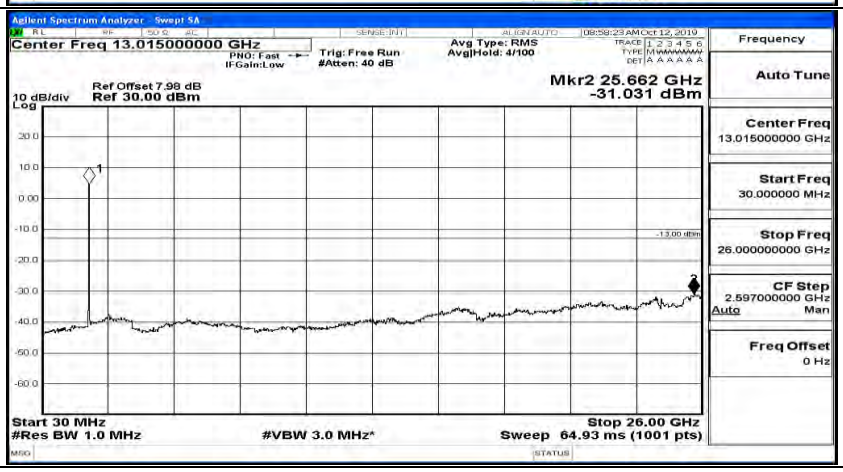 |