8.6 BAND EDGE

Condition	Mode	Frequency (MHz)	Antenna	Hopping Mode	Max Value (dBc)	Limit (dBc)	Verdict
NVNT	1-DH5	2402	Ant 1	No-Hopping	-39.72374732971	-20	Pass
NVNT	1-DH5	2402	Ant 1	Hopping	-38.96559020042	-20	Pass
NVNT	1-DH5	2480	Ant 1	No-Hopping	-43.64344245911	-20	Pass
NVNT	1-DH5	2480	Ant 1	Hopping	-43.22127556801	-20	Pass
NVNT	2-DH5	2402	Ant 1	No-Hopping	-37.78739372253	-20	Pass
NVNT	2-DH5	2402	Ant 1	Hopping	-35.6359724617	-20	Pass
NVNT	2-DH5	2480	Ant 1	No-Hopping	-42.50642896175	-20	Pass
NVNT	2-DH5	2480	Ant 1	Hopping	-42.58218606949	-20	Pass
NVNT	3-DH5	2402	Ant 1	No-Hopping	-34.92629077911	-20	Pass
NVNT	3-DH5	2402	Ant 1	Hopping	-37.89639904022	-20	Pass
NVNT	3-DH5	2480	Ant 1	No-Hopping	-41.46506692529	-20	Pass
NVNT	3-DH5	2480	Ant 1	Hopping	-42.16977224827	-20	Pass

Band Edge NVNT 1-DH5 2402MHz Ant1 No-Hopping Ref

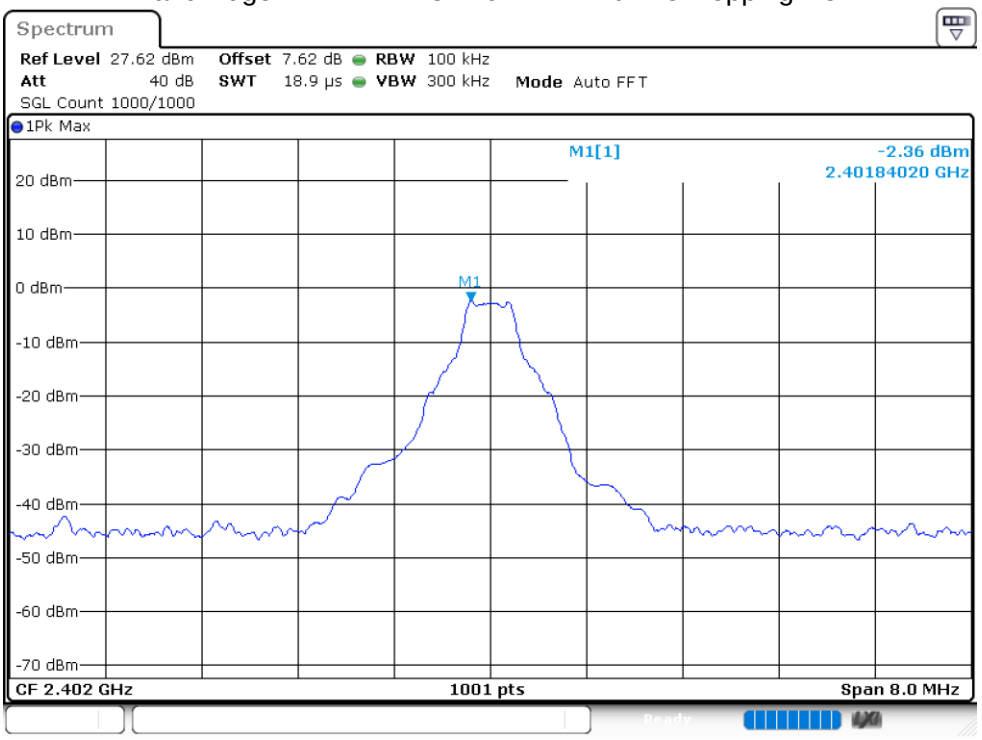

Band Edge NVNT 1-DH5 2402MHz Ant1 No-Hopping Emission

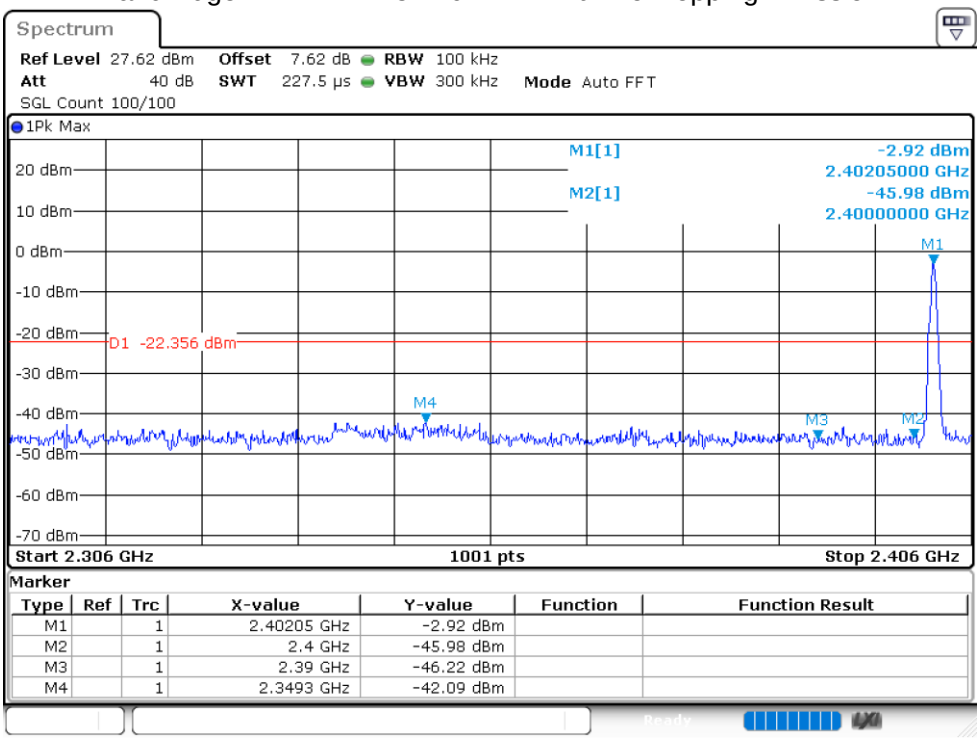

Marker

Type	Ref	Trc	X-value	Y-value	Function	Function Result
M1		1	2.40205 GHz	-2.92 dBm		
M2		1	2.4 GHz	-45.98 dBm		
M3		1	2.39 GHz	-46.22 dBm		
M4		1	2.3493 GHz	-42.09 dBm		

Band Edge(Hopping) NVNT 1-DH5 2402MHz Ant1 Hopping Ref

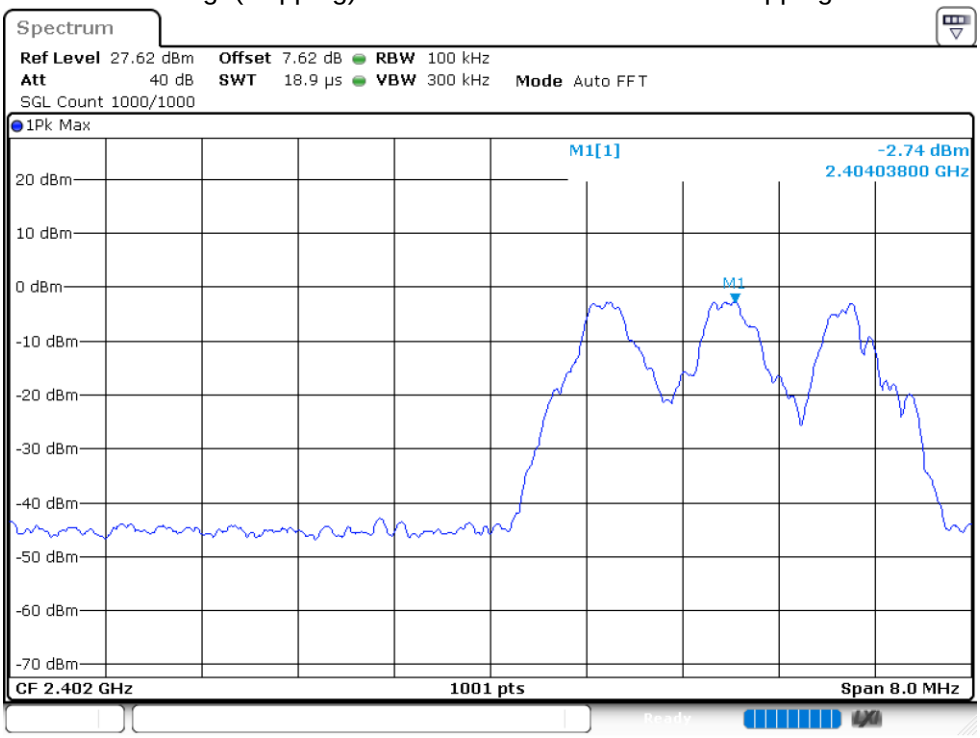

Band Edge(Hopping) NVNT 1-DH5 2402MHz Ant1 Hopping Emission

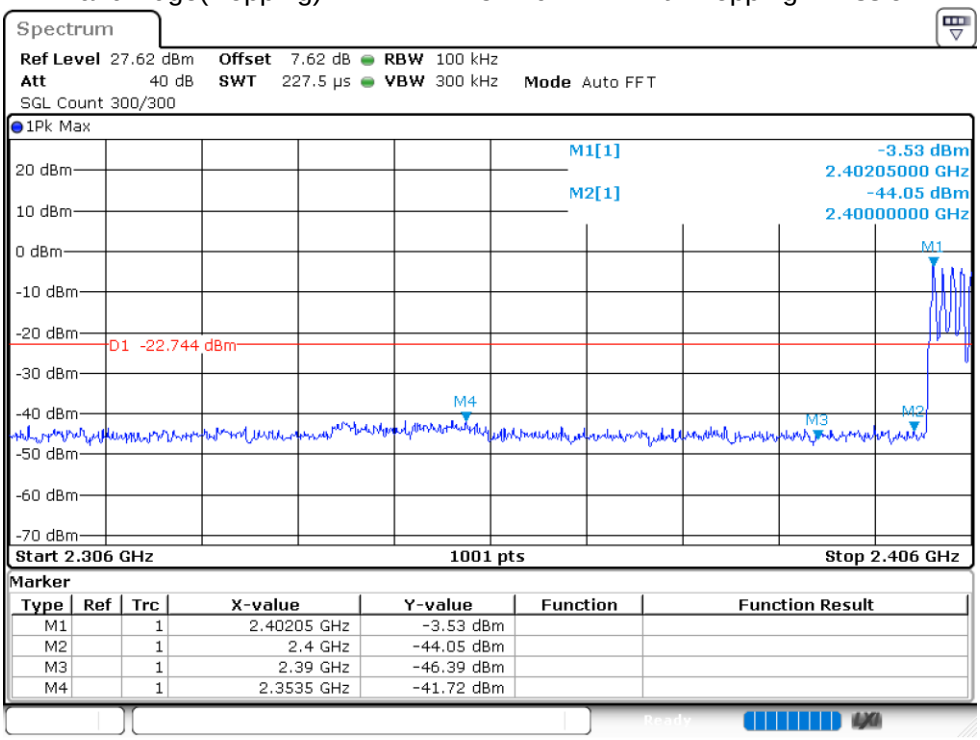

Marker

Type	Ref	Trc	X-value	Y-value	Function	Function Result
M1		1	2.40205 GHz	-3.53 dBm		
M2		1	2.4 GHz	-44.05 dBm		
M3		1	2.39 GHz	-46.39 dBm		
M4		1	2.3535 GHz	-41.72 dBm		

Band Edge NVNT 1-DH5 2480MHz Ant1 No-Hopping Ref

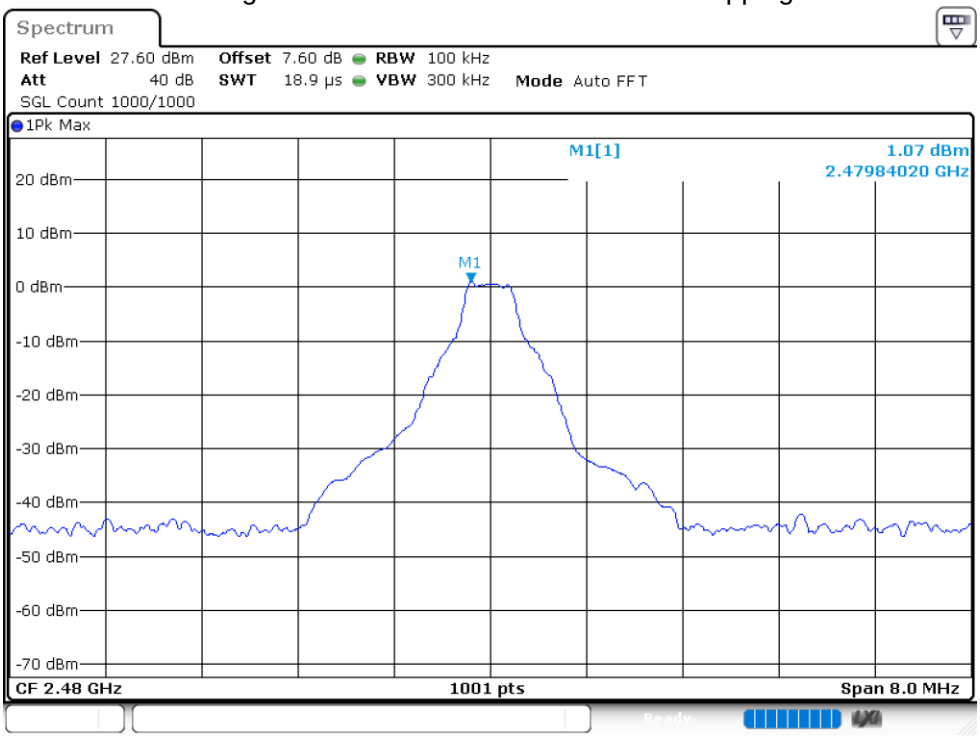

Band Edge NVNT 1-DH5 2480MHz Ant1 No-Hopping Emission

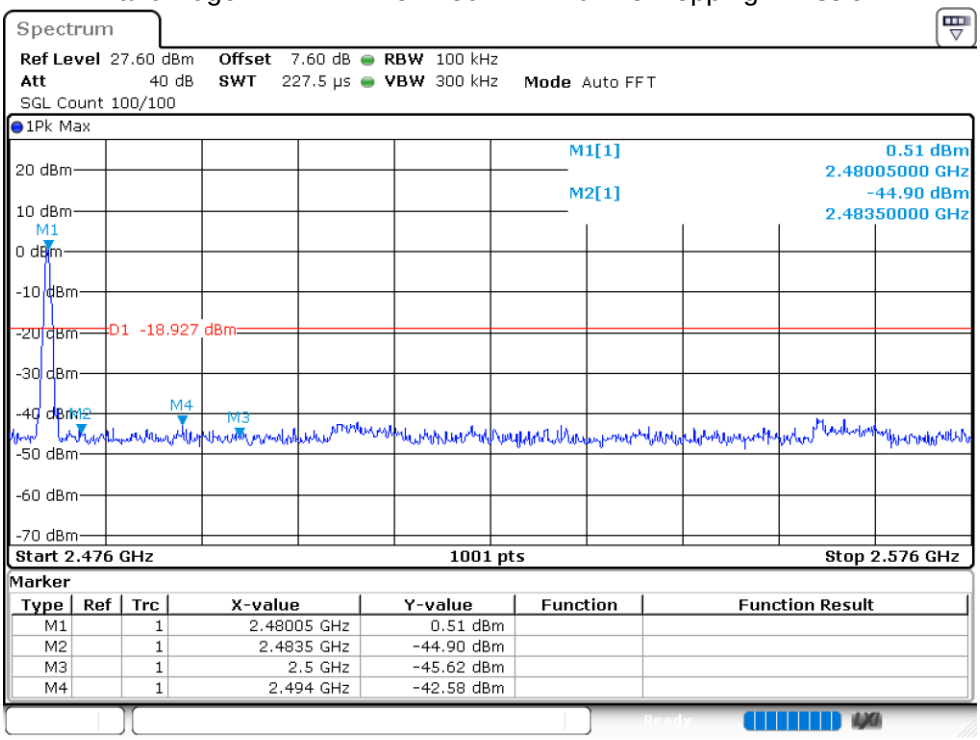

Marker

Type	Ref	Trc	X-value	Y-value	Function	Function Result
M1		1	2.48005 GHz	0.51 dBm		
M2		1	2.4835 GHz	-44.90 dBm		
M3		1	2.5 GHz	-45.62 dBm		
M4		1	2.494 GHz	-42.58 dBm		

Band Edge(Hopping) NVNT 1-DH5 2480MHz Ant1 Hopping Ref

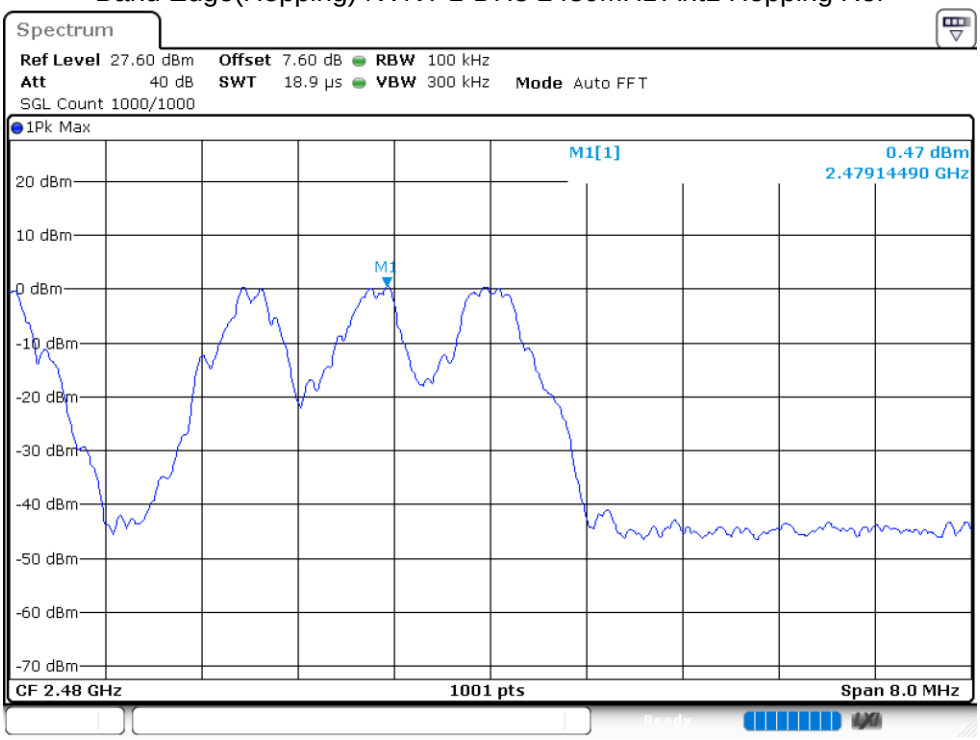

Band Edge(Hopping) NVNT 1-DH5 2480MHz Ant1 Hopping Emission

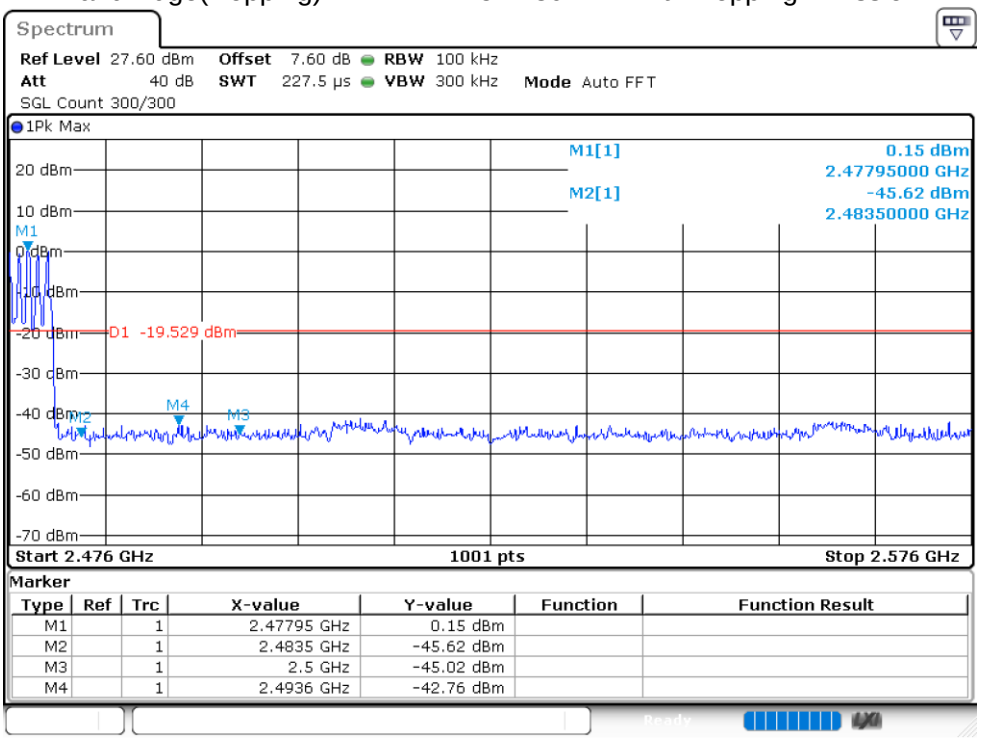

Marker

Type	Ref	Trc	X-value	Y-value	Function	Function Result
M1		1	2.47795 GHz	0.15 dBm		
M2		1	2.4835 GHz	-45.62 dBm		
M3		1	2.5 GHz	-45.02 dBm		
M4		1	2.4936 GHz	-42.76 dBm		

Band Edge NVNT 2-DH5 2402MHz Ant1 No-Hopping Ref

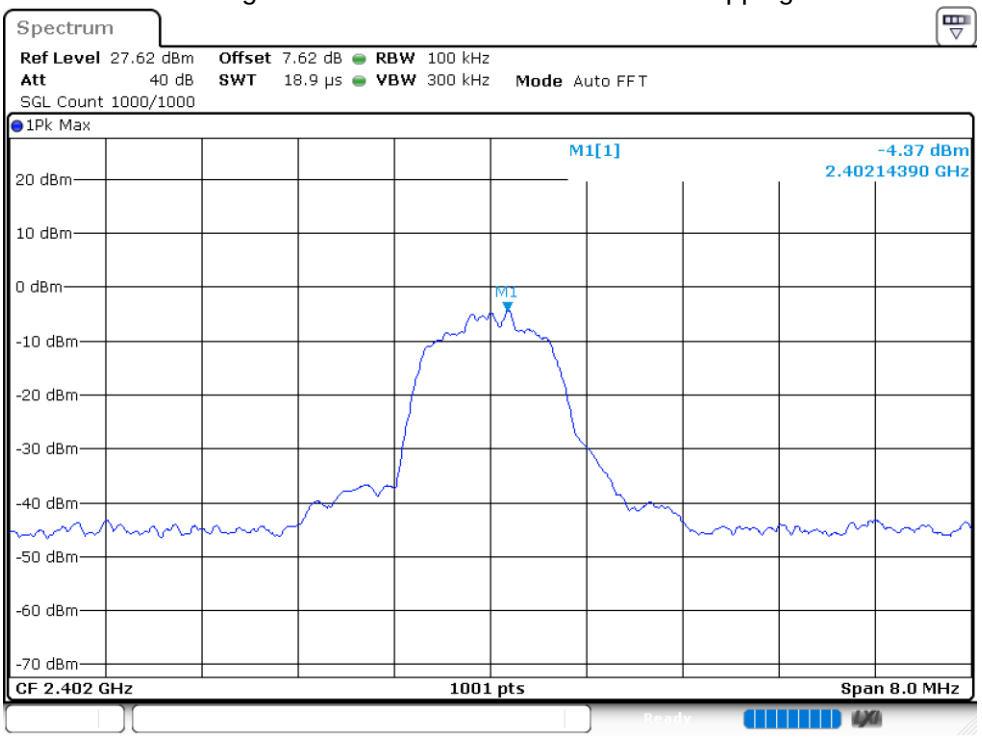

Band Edge NVNT 2-DH5 2402MHz Ant1 No-Hopping Emission

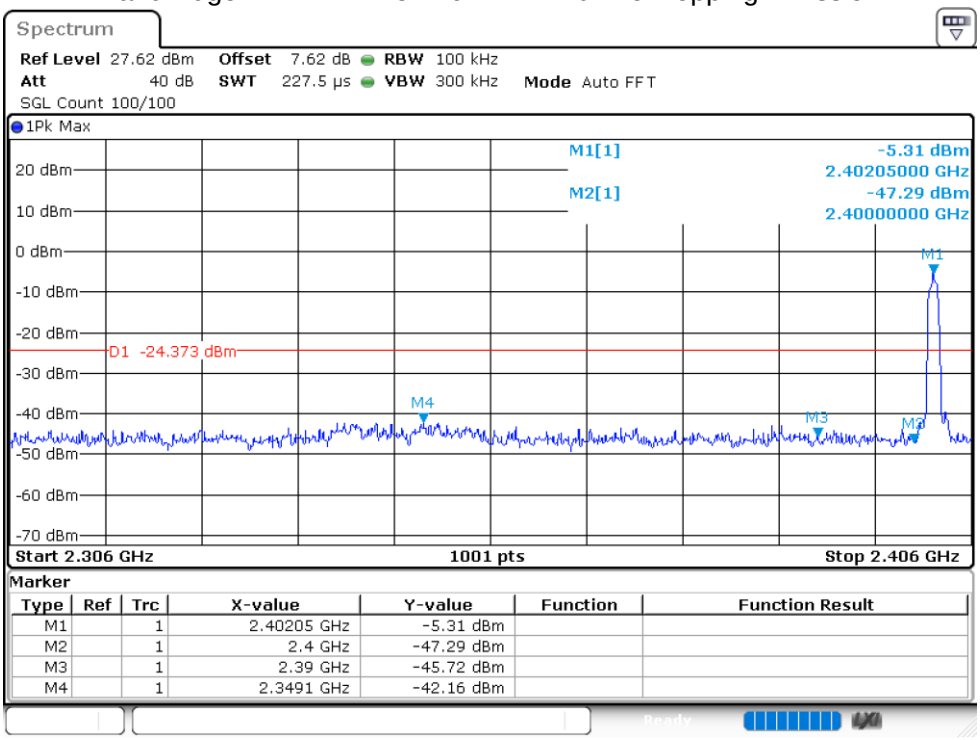

Marker

Type	Ref	Trc	X-value	Y-value	Function	Function Result
M1		1	2.40205 GHz	-5.31 dBm		
M2		1	2.4 GHz	-47.29 dBm		
M3		1	2.39 GHz	-45.72 dBm		
M4		1	2.3491 GHz	-42.16 dBm		

Band Edge(Hopping) NVNT 2-DH5 2402MHz Ant1 Hopping Ref

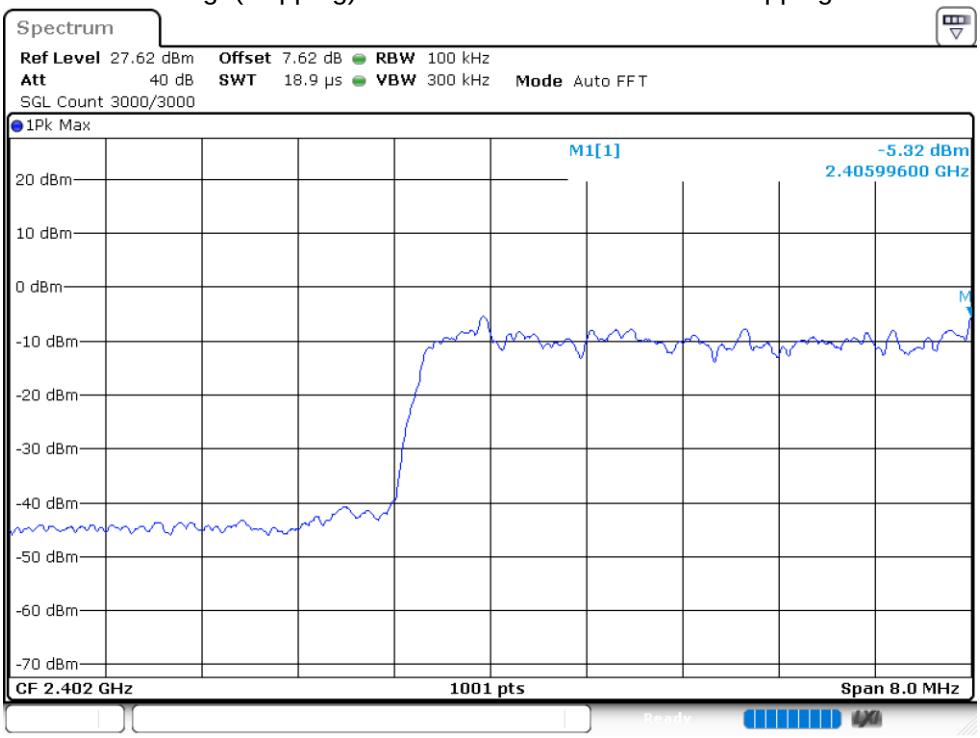

Band Edge(Hopping) NVNT 2-DH5 2402MHz Ant1 Hopping Emission

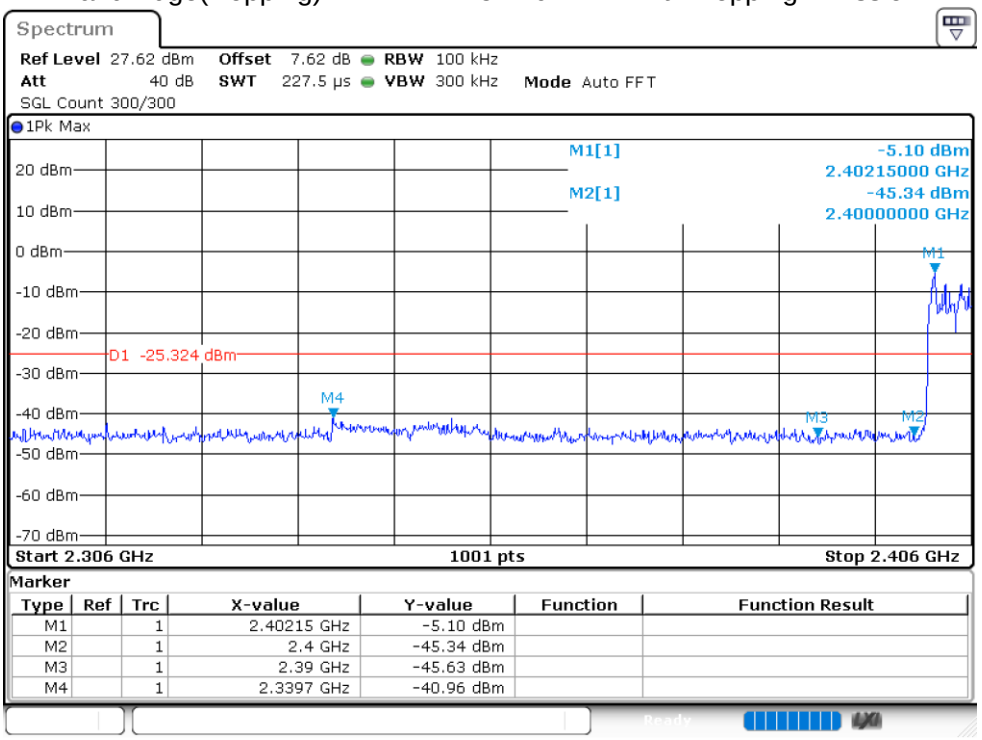

Marker

Type	Ref	Trc	X-value	Y-value	Function	Function Result
M1		1	2.40215 GHz	-5.10 dBm		
M2		1	2.4 GHz	-45.34 dBm		
M3		1	2.39 GHz	-45.63 dBm		
M4		1	2.3397 GHz	-40.96 dBm		

Band Edge NVNT 2-DH5 2480MHz Ant1 No-Hopping Ref

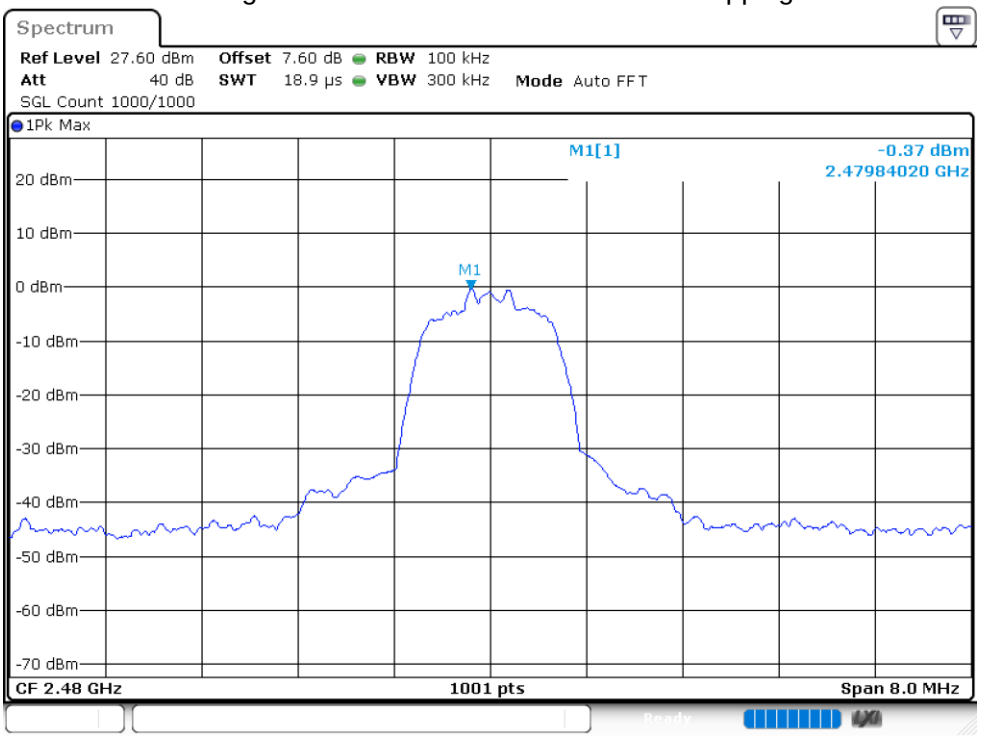

Band Edge NVNT 2-DH5 2480MHz Ant1 No-Hopping Emission

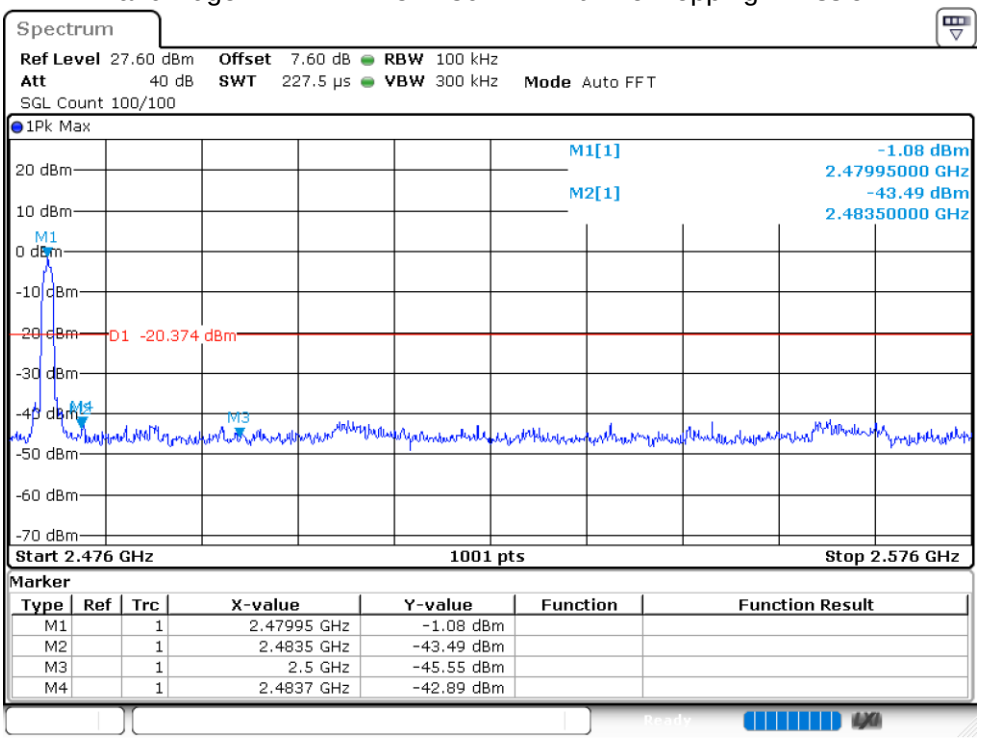

Marker

Type	Ref	Trc	X-value	Y-value	Function	Function Result
M1		1	2.47995 GHz	-1.08 dBm		
M2		1	2.4835 GHz	-43.49 dBm		
M3		1	2.5 GHz	-45.55 dBm		
M4		1	2.4837 GHz	-42.89 dBm		

Band Edge(Hopping) NVNT 2-DH5 2480MHz Ant1 Hopping Ref

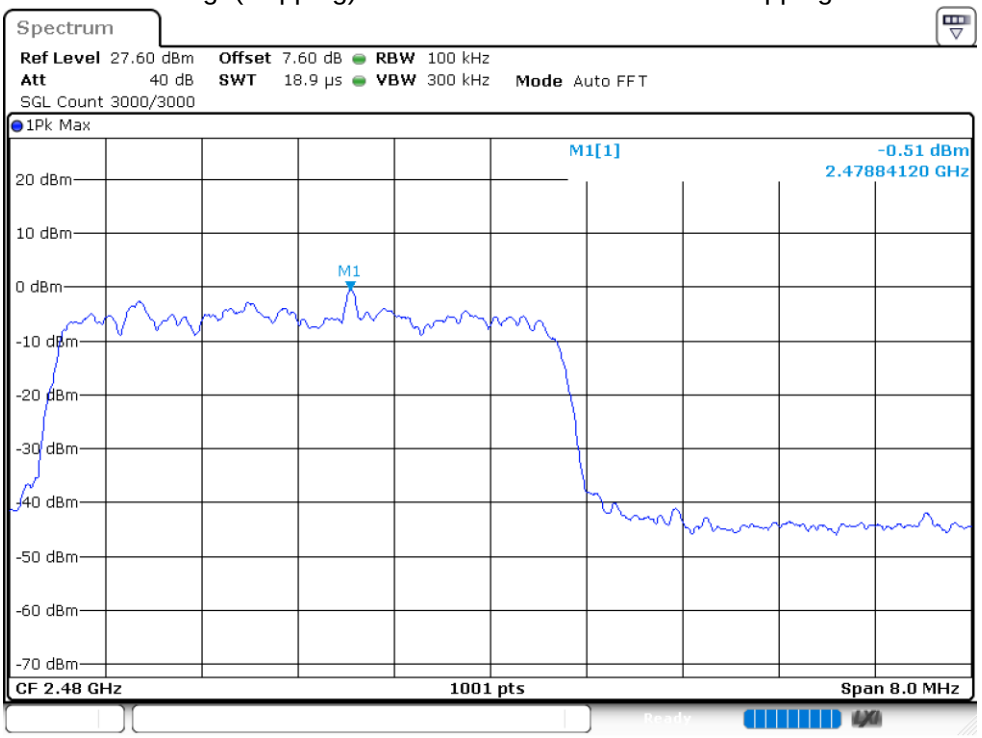

Band Edge(Hopping) NVNT 2-DH5 2480MHz Ant1 Hopping Emission

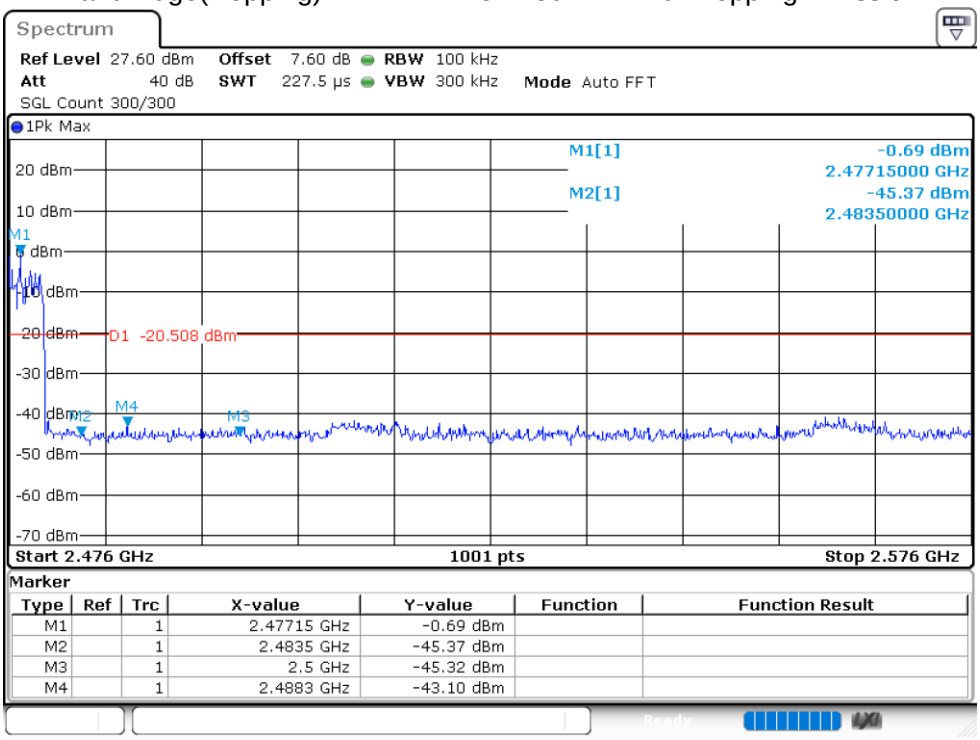

Band Edge NVNT 3-DH5 2402MHz Ant1 No-Hopping Ref

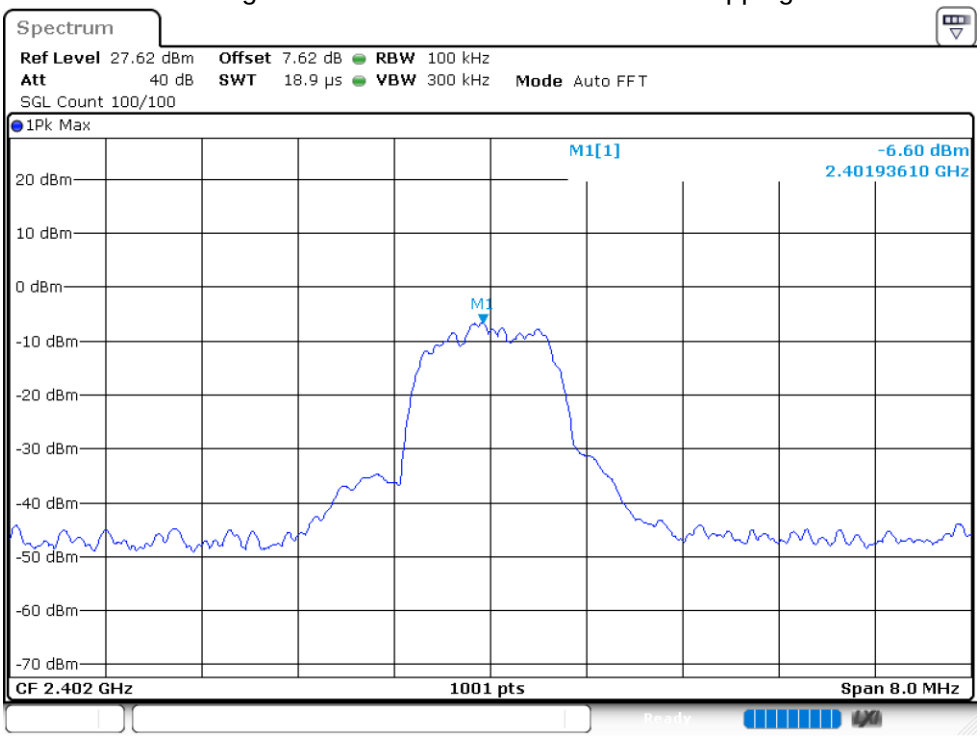

Band Edge NVNT 3-DH5 2402MHz Ant1 No-Hopping Emission

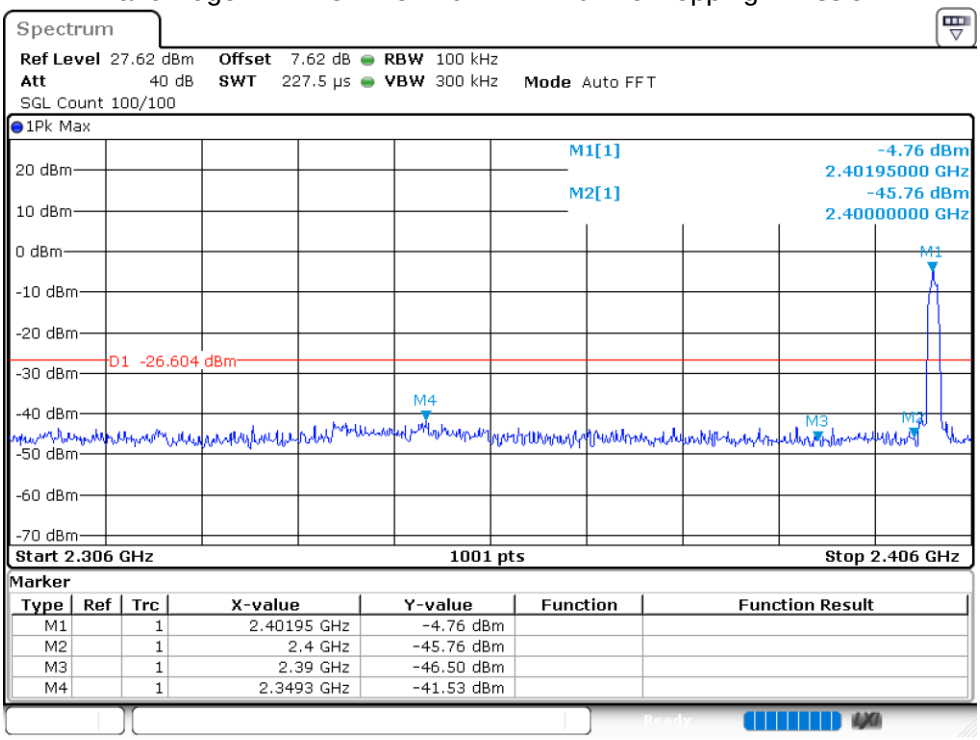

Band Edge(Hopping) NVNT 3-DH5 2402MHz Ant1 Hopping Ref

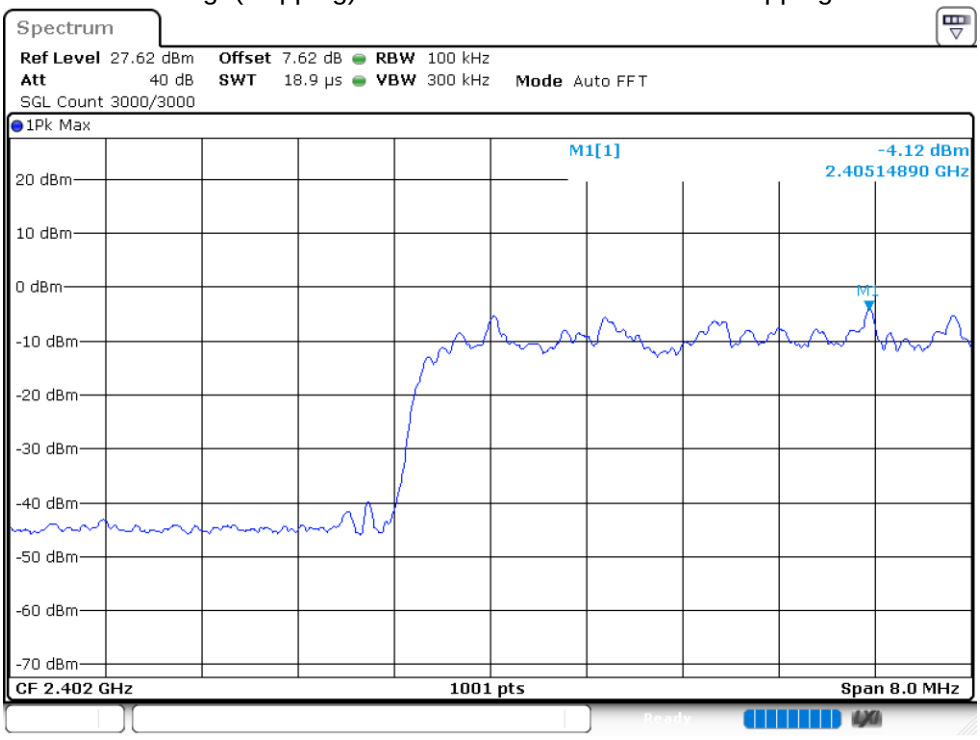

Band Edge(Hopping) NVNT 3-DH5 2402MHz Ant1 Hopping Emission

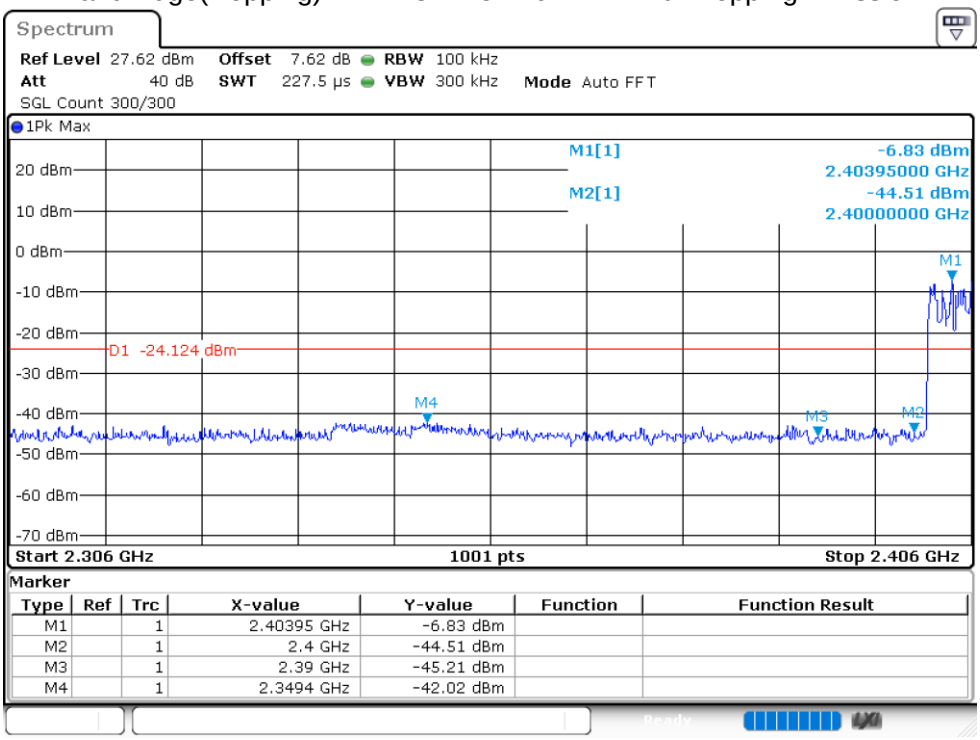

Marker

Type	Ref	Trc	X-value	Y-value	Function	Function Result
M1		1	2.40395 GHz	-6.83 dBm		
M2		1	2.4 GHz	-44.51 dBm		
M3		1	2.39 GHz	-45.21 dBm		
M4		1	2.3494 GHz	-42.02 dBm		

Band Edge NVNT 3-DH5 2480MHz Ant1 No-Hopping Ref

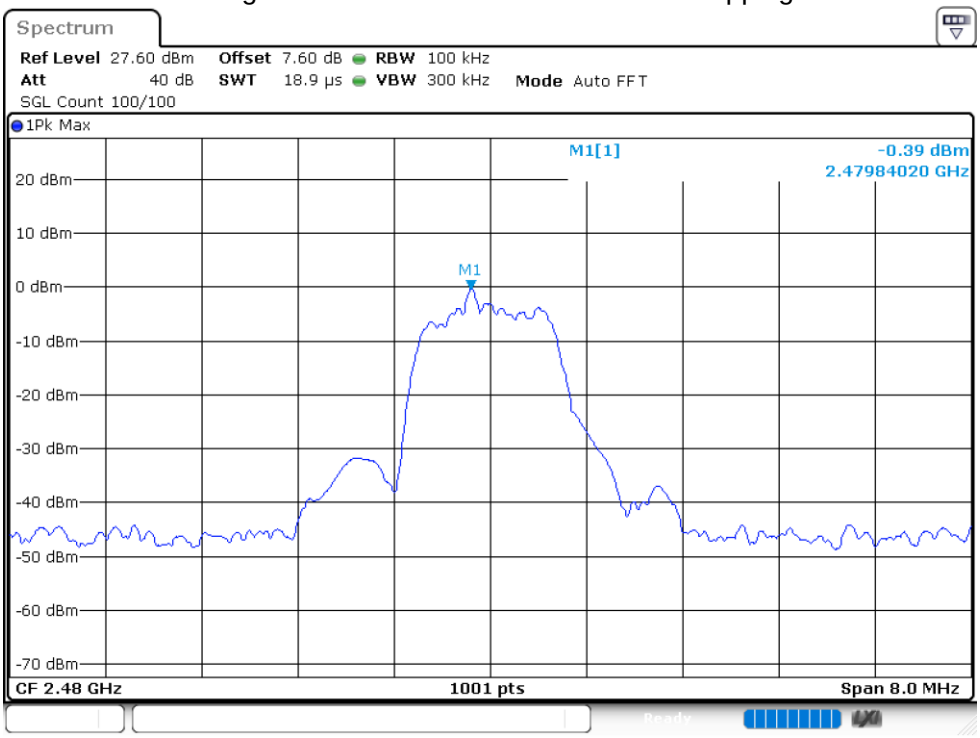

Band Edge NVNT 3-DH5 2480MHz Ant1 No-Hopping Emission

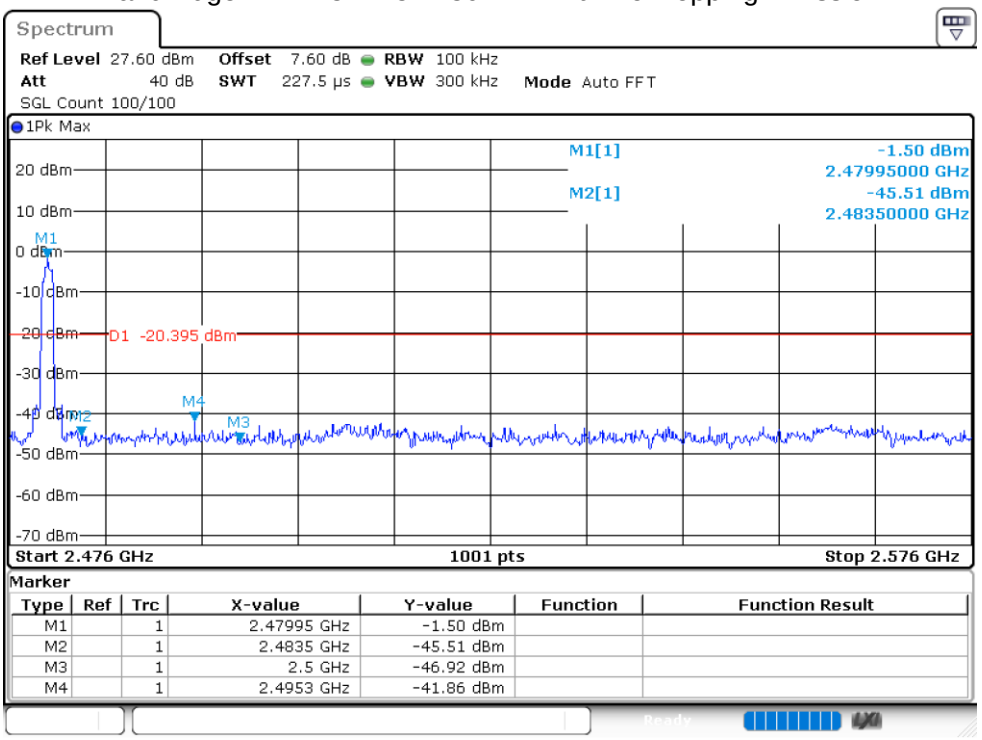

Marker

Type	Ref	Trc	X-value	Y-value	Function	Function Result
M1		1	2.47995 GHz	-1.50 dBm		
M2		1	2.4835 GHz	-45.51 dBm		
M3		1	2.5 GHz	-46.92 dBm		
M4		1	2.4953 GHz	-41.86 dBm		

Band Edge(Hopping) NVNT 3-DH5 2480MHz Ant1 Hopping Ref

Band Edge(Hopping) NVNT 3-DH5 2480MHz Ant1 Hopping Emission

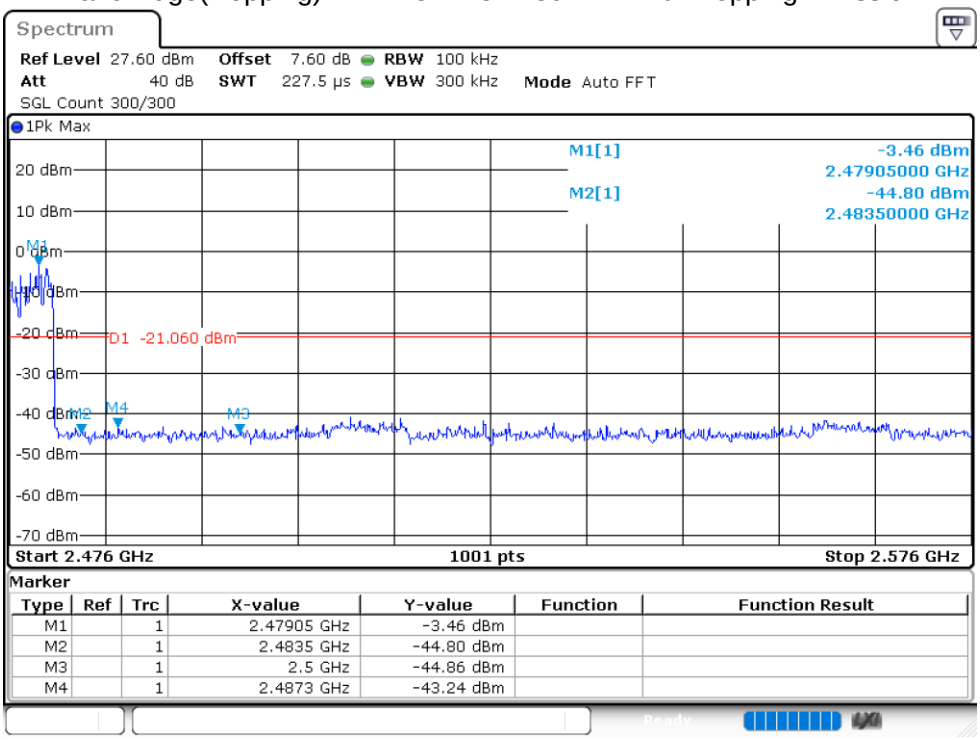

Marker

Type	Ref	Trc	X-value	Y-value	Function	Function Result
M1		1	2.47905 GHz	-3.46 dBm		
M2		1	2.4835 GHz	-44.80 dBm		
M3		1	2.5 GHz	-44.86 dBm		
M4		1	2.4873 GHz	-43.24 dBm		

8.7 CONDUCTED RF SPURIOUS EMISSION

Condition	Mode	Frequency (MHz)	Antenna	Max Value (dBc)	Limit (dBc)	Verdict
NVNT	1-DH5	2402	Ant 1	-51.98492155075	-20	Pass
NVNT	1-DH5	2441	Ant 1	-53.45358147144	-20	Pass
NVNT	1-DH5	2480	Ant 1	-56.28406472206	-20	Pass
NVNT	2-DH5	2402	Ant 1	-49.69452619553	-20	Pass
NVNT	2-DH5	2441	Ant 1	-51.23331799507	-20	Pass
NVNT	2-DH5	2480	Ant 1	-42.3534329617	-20	Pass
NVNT	3-DH5	2402	Ant 1	-50.7439298439	-20	Pass
NVNT	3-DH5	2441	Ant 1	-52.11250843048	-20	Pass
NVNT	3-DH5	2480	Ant 1	-48.60581883907	-20	Pass

Tx. Spurious NVNT 1-DH5 2402MHz Ant1 Ref

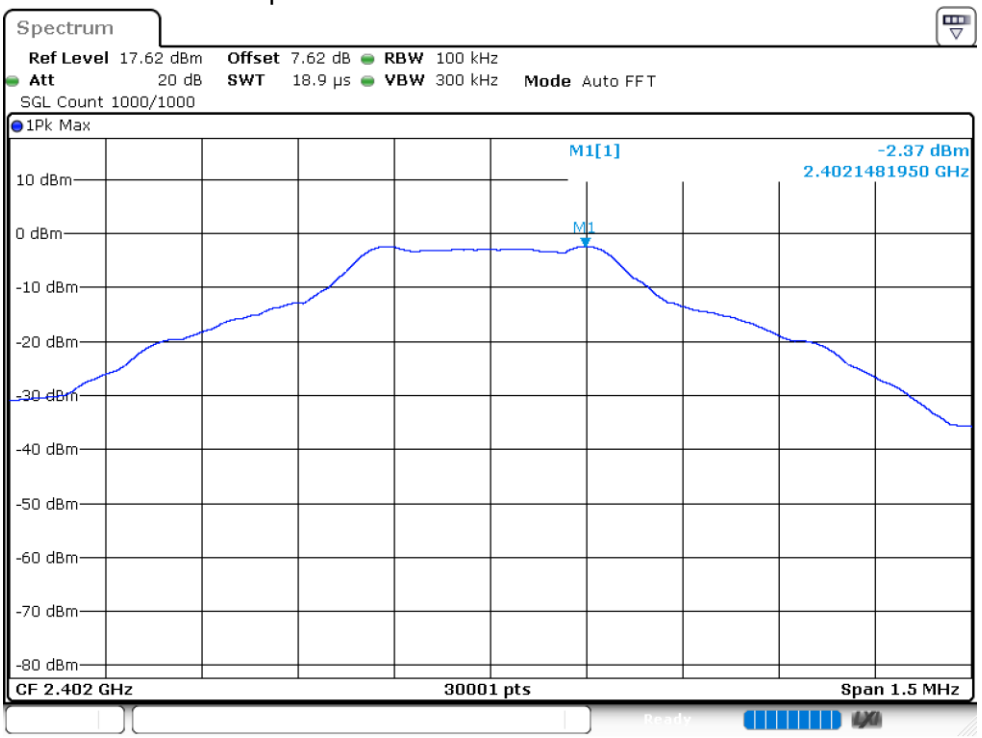

Tx. Spurious NVNT 1-DH5 2402MHz Ant1 Emission

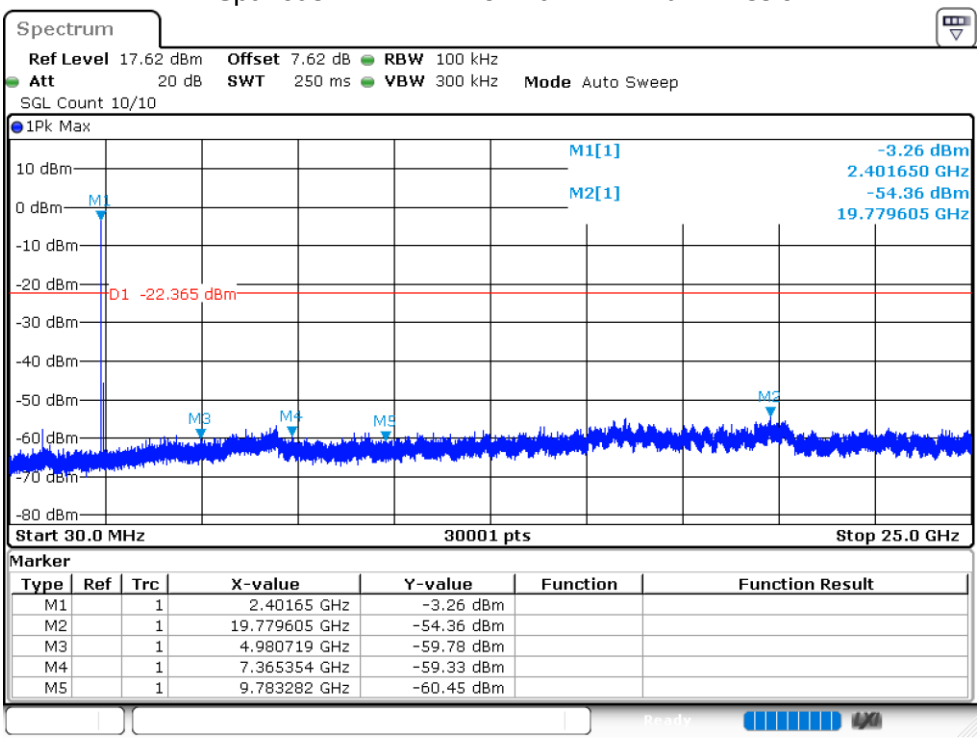

Tx. Spurious NVNT 1-DH5 2441MHz Ant1 Ref

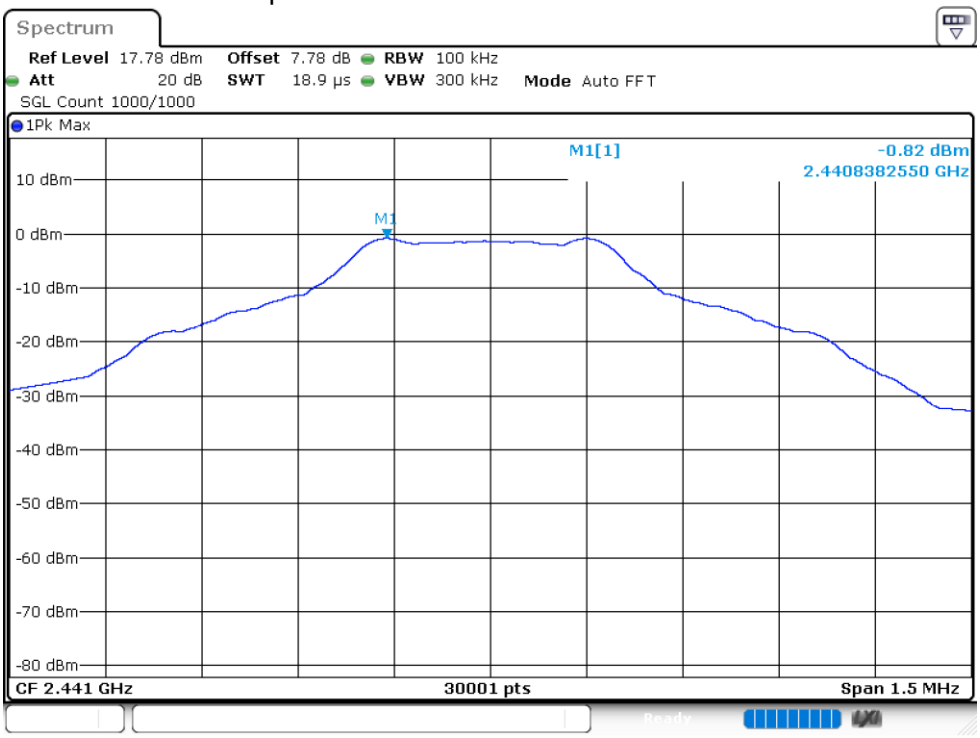

Tx. Spurious NVNT 1-DH5 2441MHz Ant1 Emission

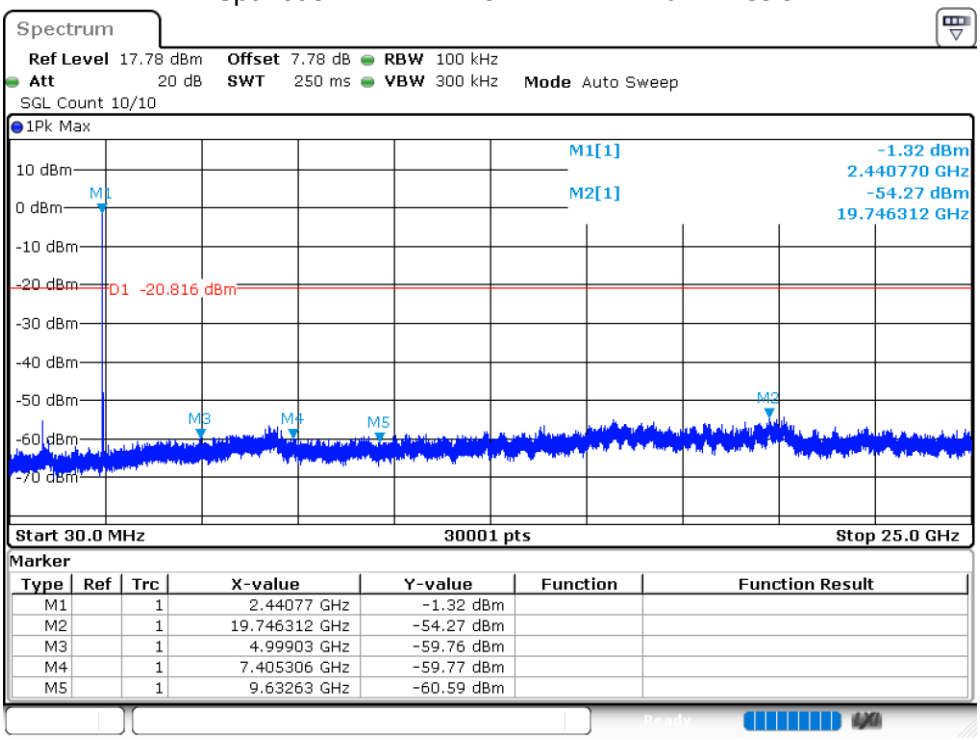

Marker

Type	Ref	Trc	X-value	Y-value	Function	Function Result
M1		1	2.44077 GHz	-1.32 dBm		
M2		1	19.746312 GHz	-54.27 dBm		
M3		1	4.99903 GHz	-59.76 dBm		
M4		1	7.405306 GHz	-59.77 dBm		
M5		1	9.63263 GHz	-60.59 dBm		

Tx. Spurious NVNT 1-DH5 2480MHz Ant1 Ref

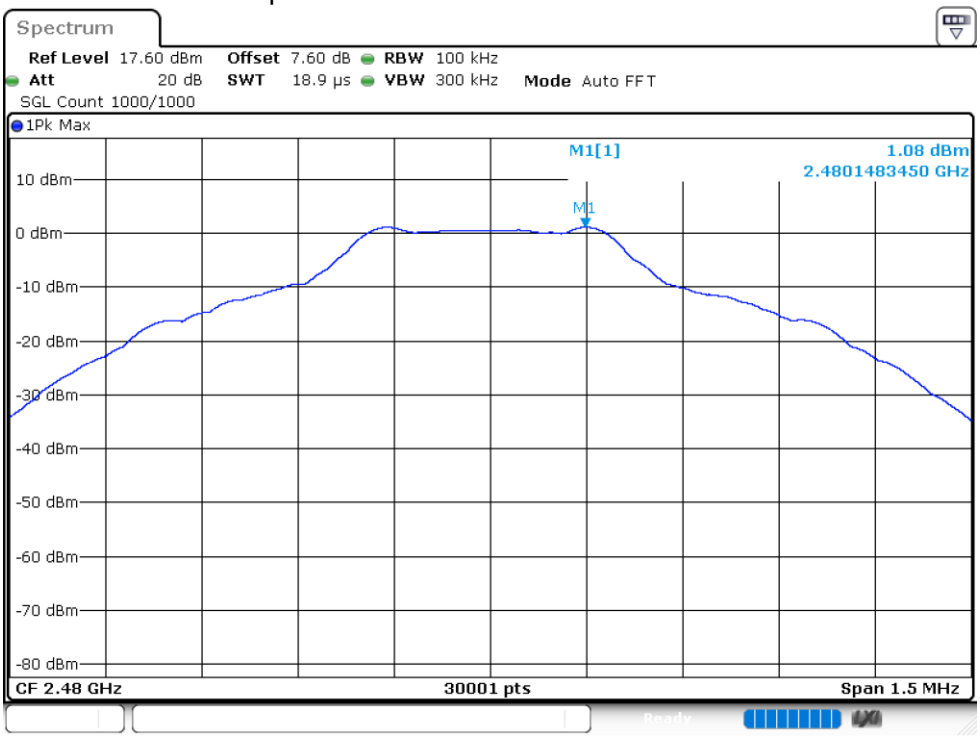

Tx. Spurious NVNT 1-DH5 2480MHz Ant1 Emission

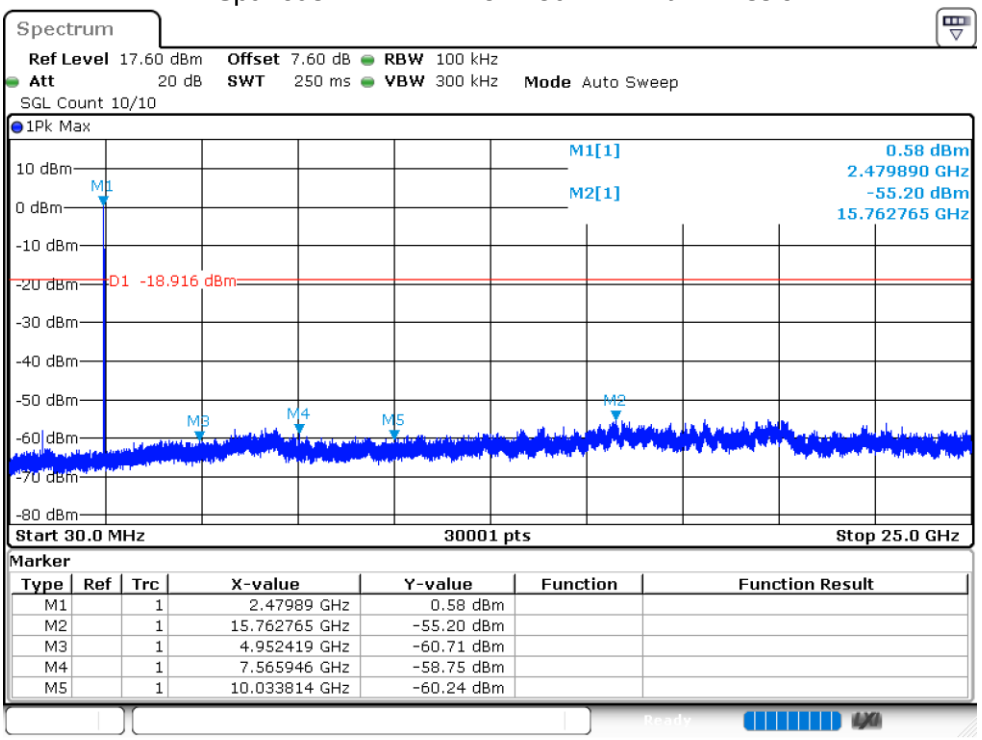

Marker

Type	Ref	Trc	X-value	Y-value	Function	Function Result
M1		1	2.47989 GHz	0.58 dBm		
M2		1	15.762765 GHz	-55.20 dBm		
M3		1	4.952419 GHz	-60.71 dBm		
M4		1	7.565946 GHz	-58.75 dBm		
M5		1	10.033814 GHz	-60.24 dBm		

Tx. Spurious NVNT 2-DH5 2402MHz Ant1 Ref

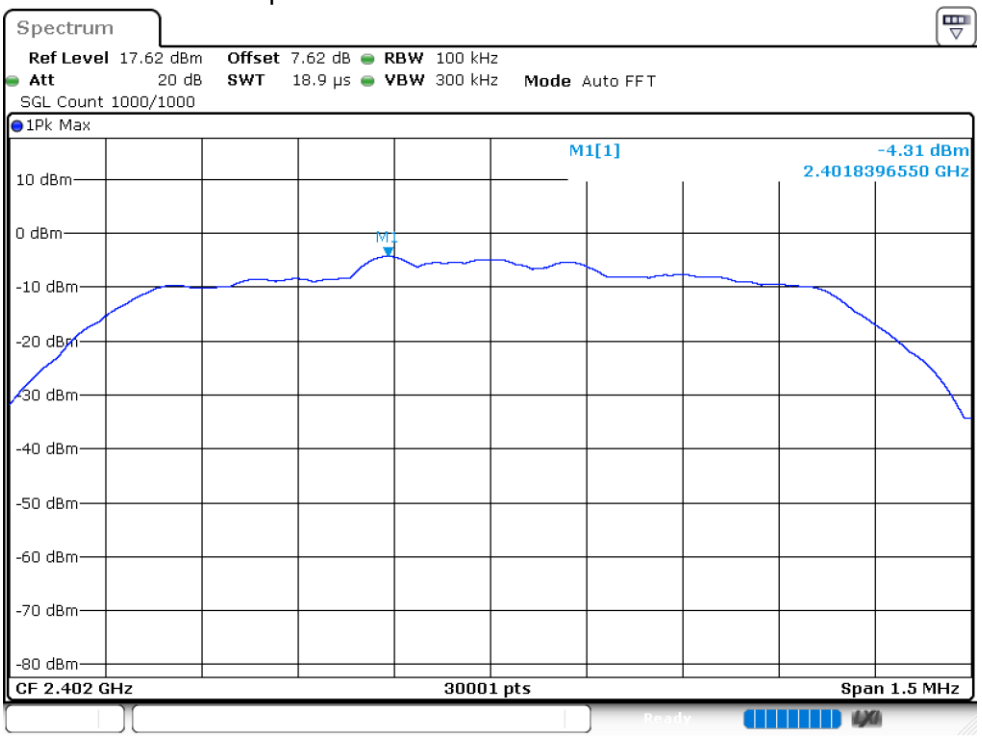

Tx. Spurious NVNT 2-DH5 2402MHz Ant1 Emission

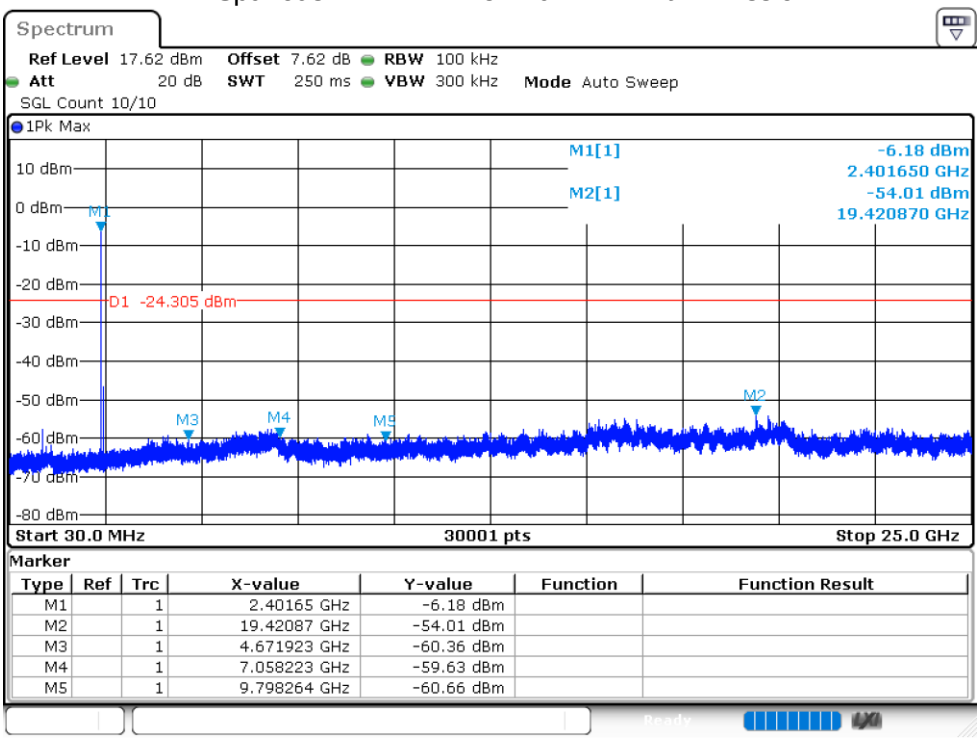

Marker

Type	Ref	Trc	X-value	Y-value	Function	Function Result
M1		1	2.40165 GHz	-6.18 dBm		
M2		1	19.42087 GHz	-54.01 dBm		
M3		1	4.671923 GHz	-60.36 dBm		
M4		1	7.058223 GHz	-59.63 dBm		
M5		1	9.798264 GHz	-60.66 dBm		

Tx. Spurious NVNT 2-DH5 2441MHz Ant1 Ref

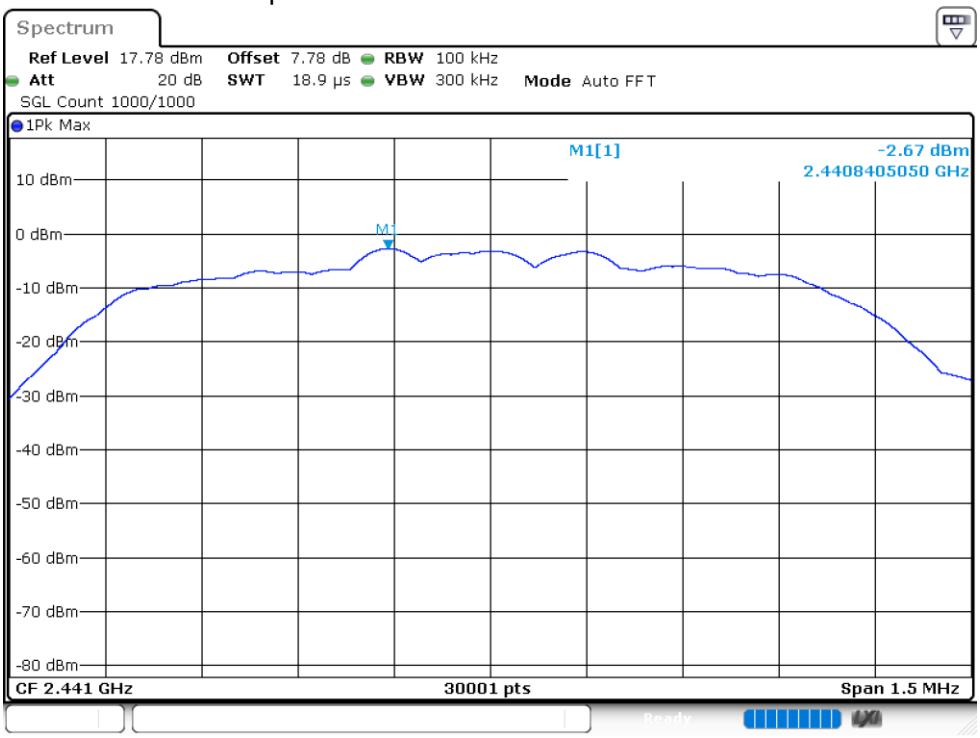

Tx. Spurious NVNT 2-DH5 2441MHz Ant1 Emission

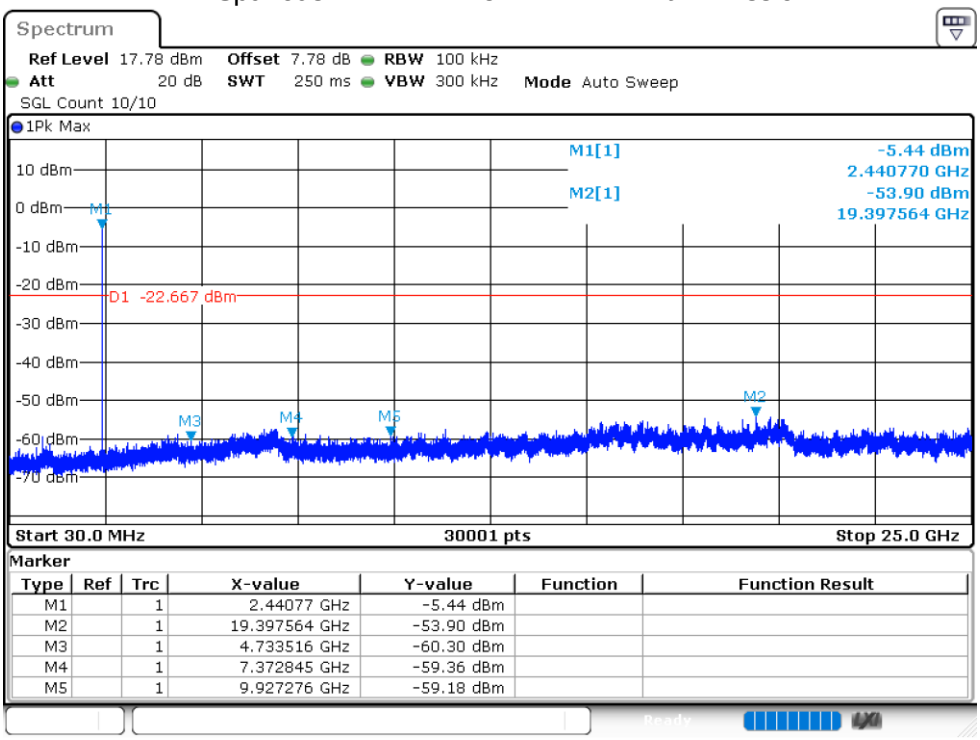

Marker

Type	Ref	Trc	X-value	Y-value	Function	Function Result
M1		1	2.44077 GHz	-5.44 dBm		
M2		1	19.397564 GHz	-53.90 dBm		
M3		1	4.733516 GHz	-60.30 dBm		
M4		1	7.372845 GHz	-59.36 dBm		
M5		1	9.927276 GHz	-59.18 dBm		

Tx. Spurious NVNT 2-DH5 2480MHz Ant1 Ref

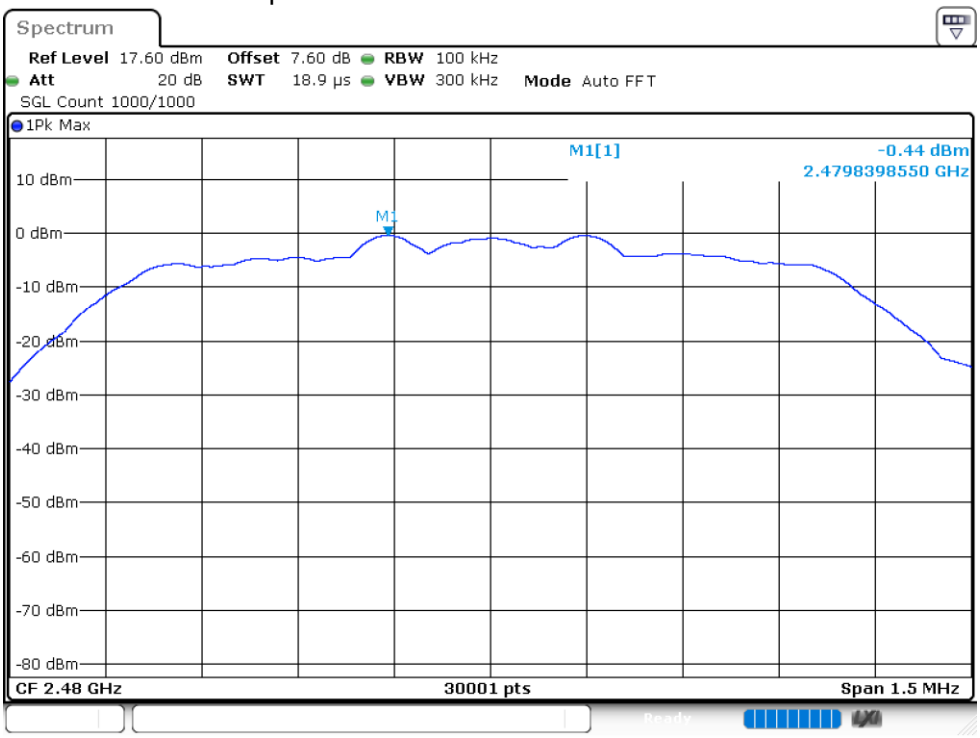

Tx. Spurious NVNT 2-DH5 2480MHz Ant1 Emission

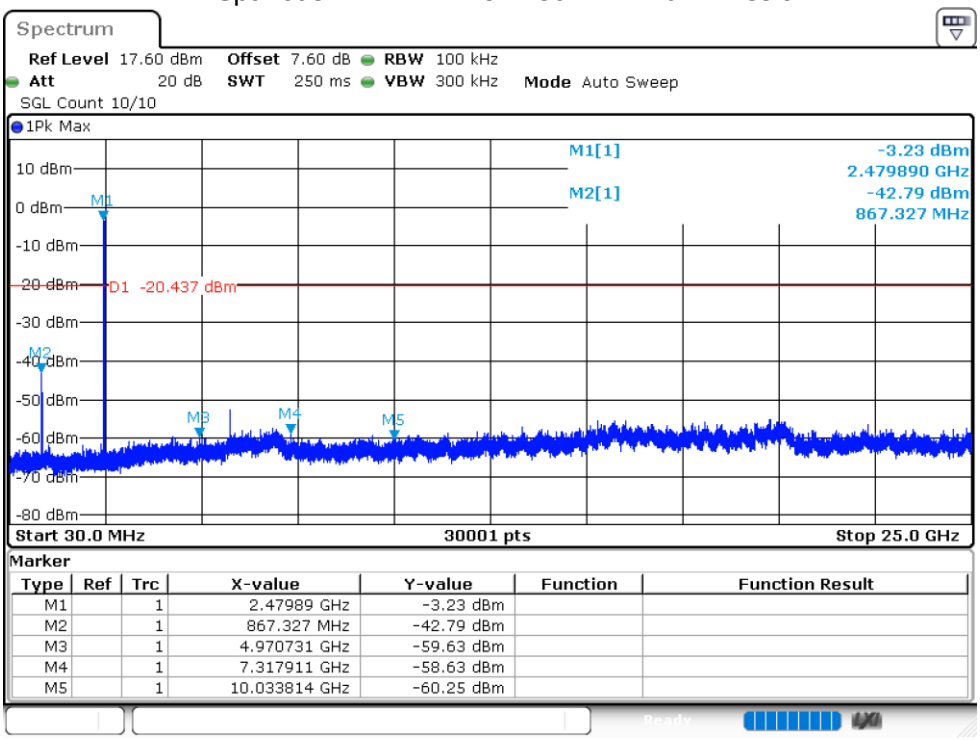

Marker

Type	Ref	Trc	X-value	Y-value	Function	Function Result
M1		1	2.47989 GHz	-3.23 dBm		
M2		1	867.327 MHz	-42.79 dBm		
M3		1	4.970731 GHz	-59.63 dBm		
M4		1	7.317911 GHz	-58.63 dBm		
M5		1	10.033814 GHz	-60.25 dBm		

Tx. Spurious NVNT 3-DH5 2402MHz Ant1 Ref

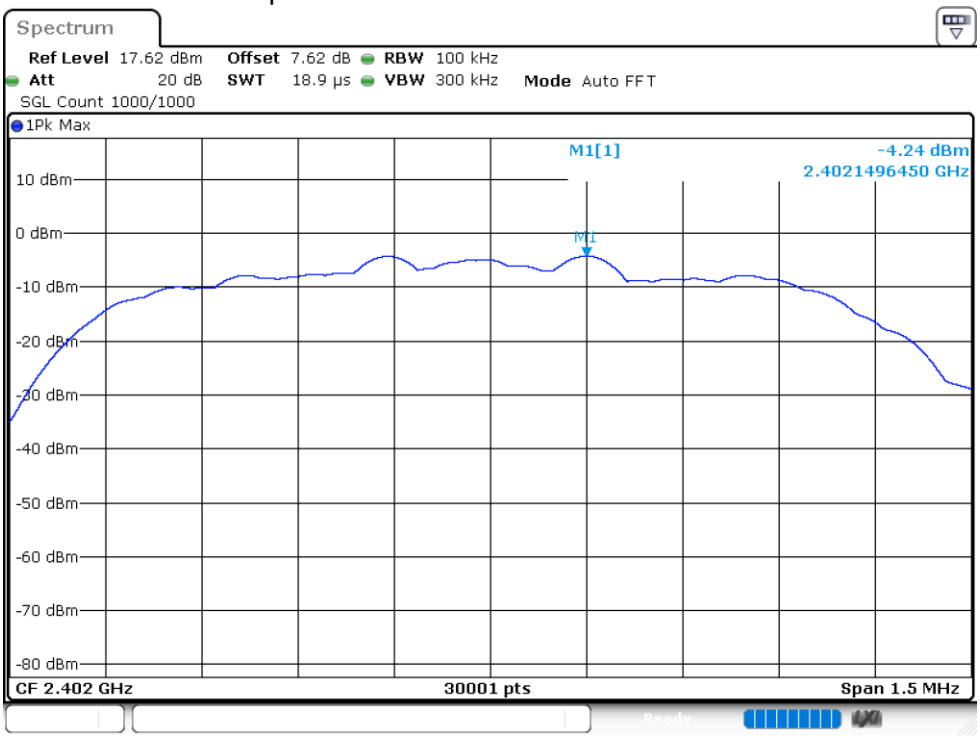

Tx. Spurious NVNT 3-DH5 2402MHz Ant1 Emission

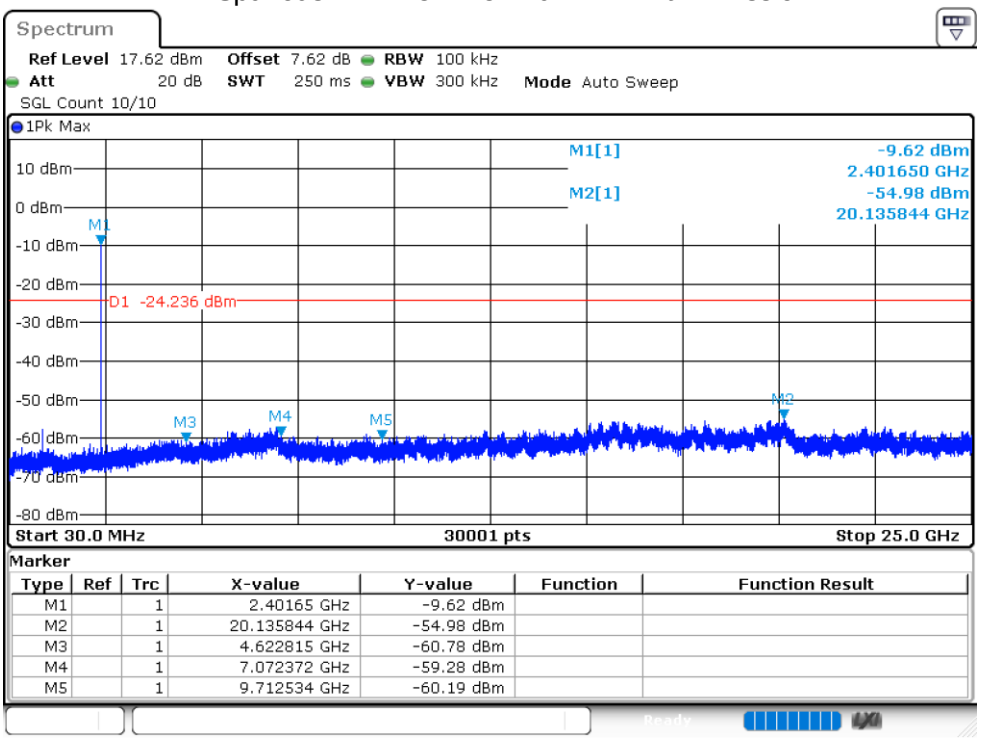

Marker

Type	Ref	Trc	X-value	Y-value	Function	Function Result
M1		1	2.40165 GHz	-9.62 dBm		
M2		1	20.135844 GHz	-54.98 dBm		
M3		1	4.622815 GHz	-60.78 dBm		
M4		1	7.072372 GHz	-59.28 dBm		
M5		1	9.712534 GHz	-60.19 dBm		

Tx. Spurious NVNT 3-DH5 2441MHz Ant1 Ref

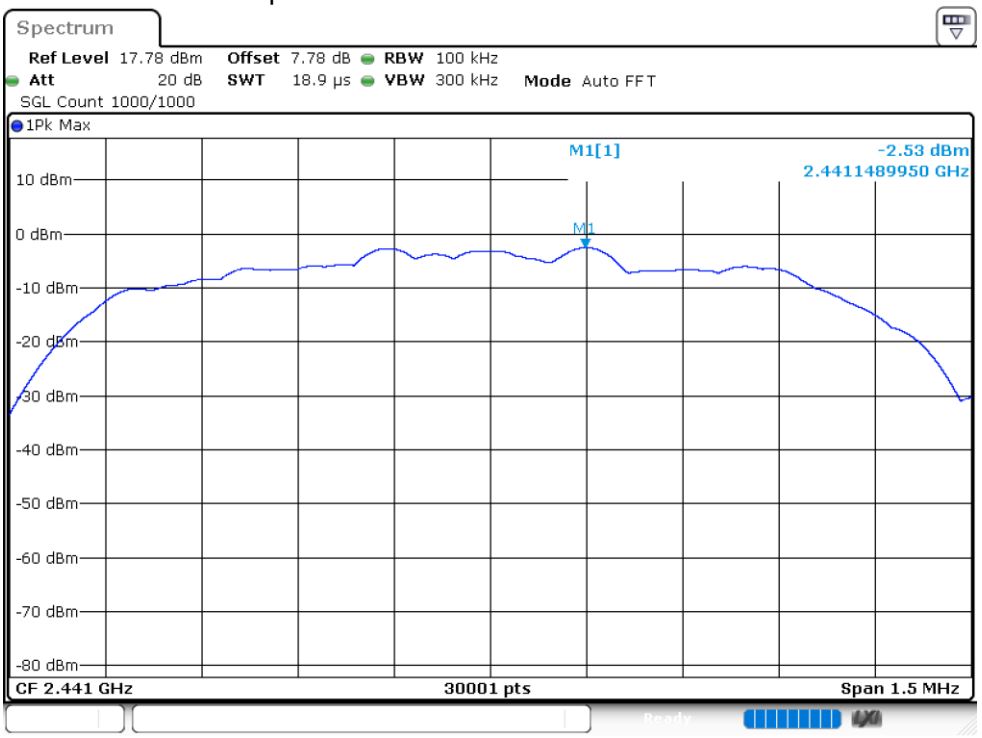

Tx. Spurious NVNT 3-DH5 2441MHz Ant1 Emission

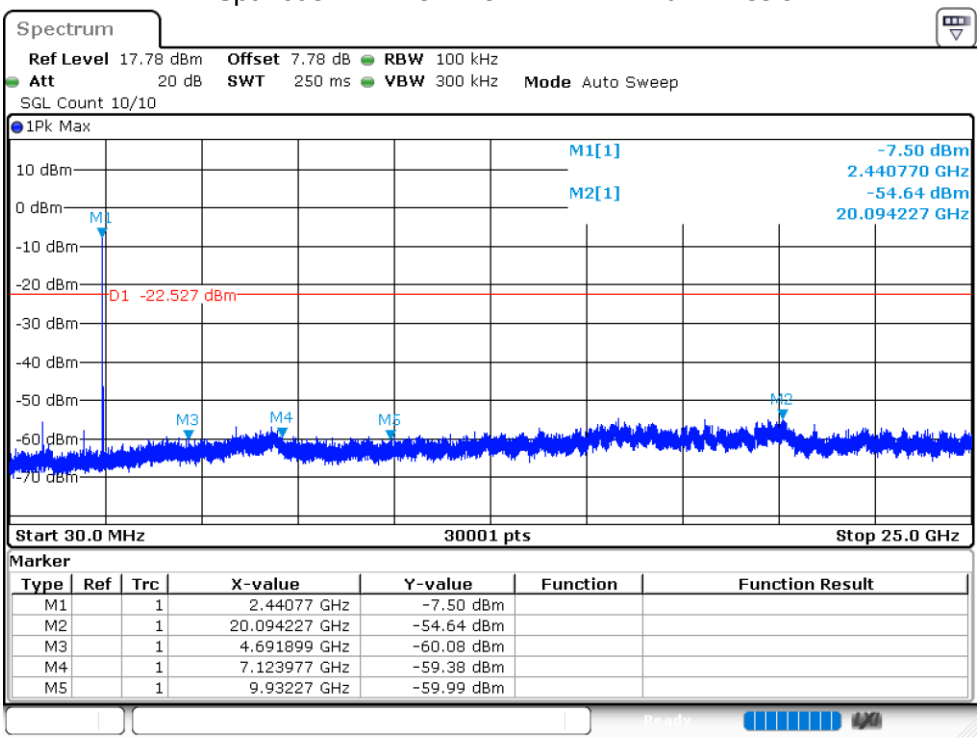

Marker

Type	Ref	Trc	X-value	Y-value	Function	Function Result
M1		1	2.44077 GHz	-7.50 dBm		
M2		1	20.094227 GHz	-54.64 dBm		
M3		1	4.691899 GHz	-60.08 dBm		
M4		1	7.123977 GHz	-59.38 dBm		
M5		1	9.93227 GHz	-59.99 dBm		

Tx. Spurious NVNT 3-DH5 2480MHz Ant1 Ref

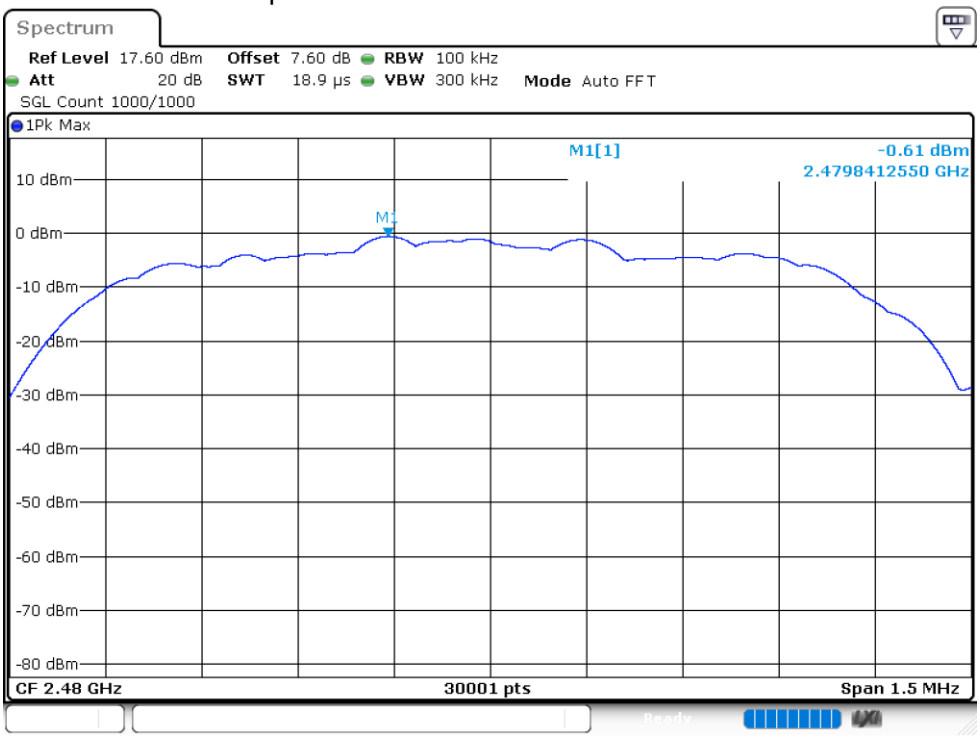

Tx. Spurious NVNT 3-DH5 2480MHz Ant1 Emission

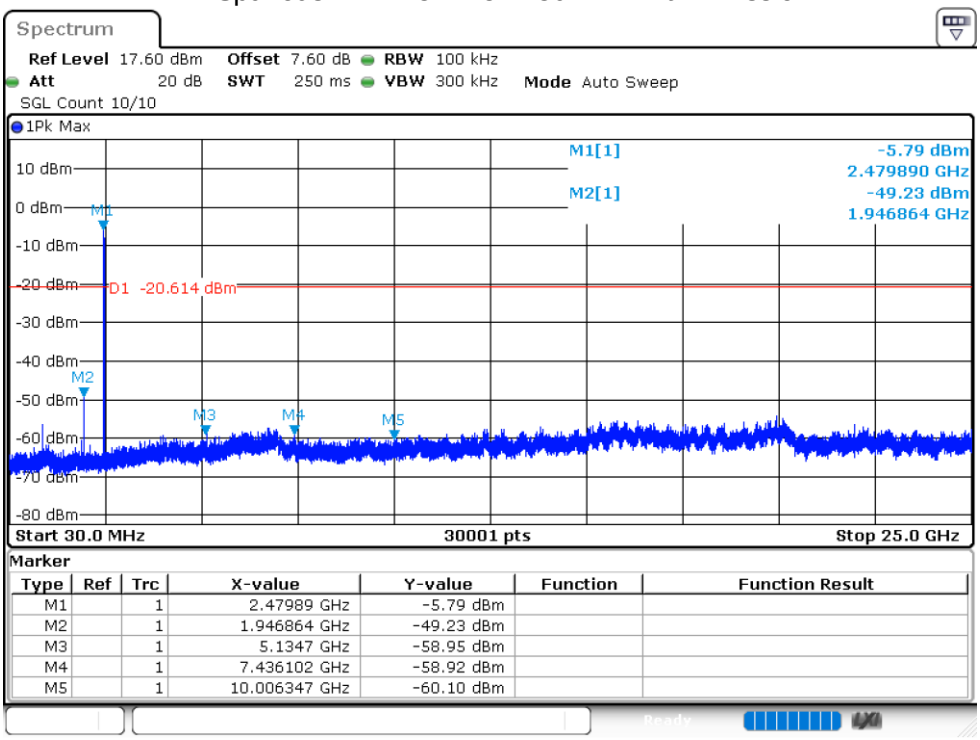

Marker

Type	Ref	Trc	X-value	Y-value	Function	Function Result
M1		1	2.47989 GHz	-5.79 dBm		
M2		1	1.946864 GHz	-49.23 dBm		
M3		1	5.1347 GHz	-58.95 dBm		
M4		1	7.436102 GHz	-58.92 dBm		
M5		1	10.006347 GHz	-60.10 dBm		

END OF REPORT