Connect the chime

1 Supply power to the chime

The chime can be powered by 3 units of AA batteries or a DC5V⎓1A power adapter.

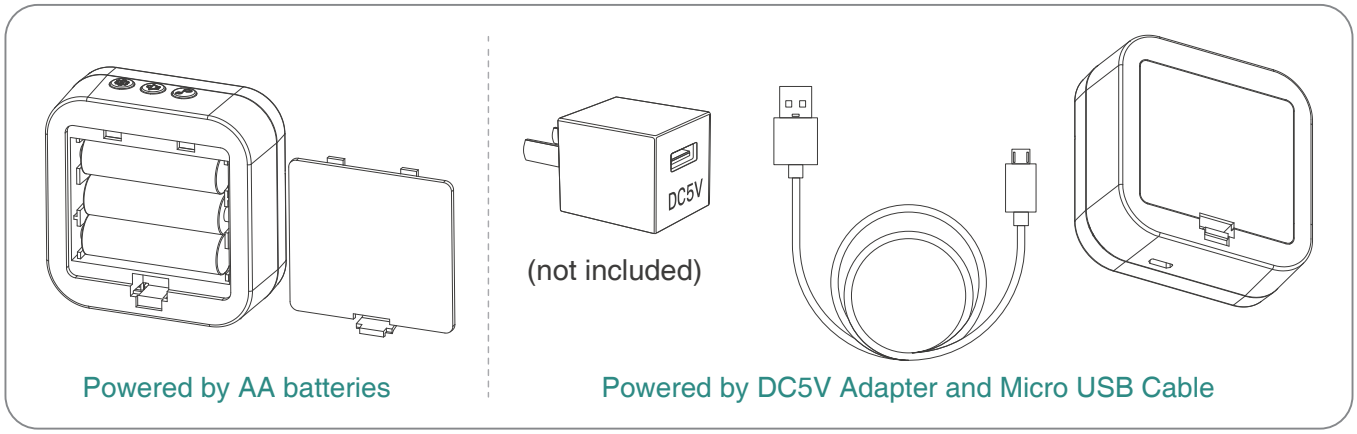

2 Click reset button

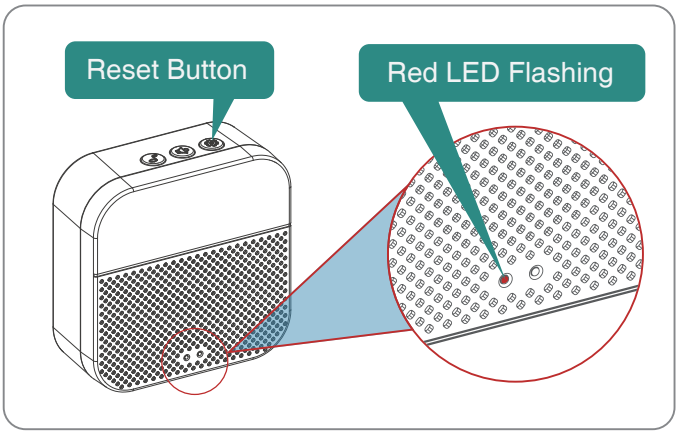

Click on RESET only once, and you will see the chime indicator flashing red, indicating that the chime is in pairing mode.

3 Press the doorbell button

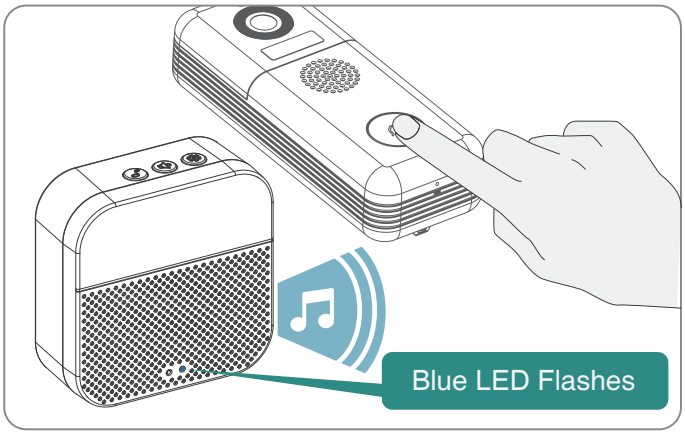

Press the doorbell button, and the chime will sound, together with its blue LED flashing. Chime paring succeeds, congrats.

NOTE:

1. Your doorbell communicates with the chime via Radio Frequency, but not WiFi.
2. You can assign different chimes as needed.
3. Press and hold RESET button on the chime for 5 seconds till the red indicator flashes 3 times, so as to release the connection between the chime and its connected doorbell.

FCC Warning Statement

Changes or modifications not expressly approved by the party responsible for compliance could void the user’s authority to operate the equipment. This equipment has been tested and found to comply with the limits for a Class B digital device, pursuant to Part 15 of the FCC Rules. These limits are designed to provide reasonable protection against harmful interference in a residential installation. This equipment generates uses and can radiate radio frequency energy and, if not installed and used in accordance with the instructions, may cause harmful interference to radio communications. However, there is no guarantee that interference will not occur in a particular installation. If this equipment does cause harmful interference to radio or television reception, which can be determined by turning the equipment off and on, the user is encouraged to try to correct the interference by one or more of the following measures:

- Reorient or relocate the receiving antenna.
- Increase the separation between the equipment and receiver.
- Connect the equipment into an outlet on a circuit different from that to which the receiver is connected.
- Consult the dealer or an experienced radio/TV technician for help.

This device complies with part 15 of the FCC Rules. Operation is subject to the following two conditions: (1) This device may not cause harmful interference, and (2) this device must accept any interference received, including interference that may cause undesired operation.