Test Laboratory: Huatongwei International Inspection Co., Ltd.,SAR Lab Date: 11/25/2021

GSM 850-L-Front of face

Communication System: UID 0, Generic GPRS(TDMA, GMSK, TN 0-1-2) (0); Frequency: 824.2 MHz;Duty Cycle: 1:2.66993
Medium parameters used: f = 825 MHz; σ = 0.945 S/m; ε_r = 42.499; ρ = 1000 kg/m^3
Phantom section: Flat Section
Ambient Temperature:22.2℃;Liquid Temperature:22.0℃;

DASY Configuration:

- Probe: EX3DV4 - SN7494; ConvF(10.41, 10.41, 10.41) @ 824.2 MHz; Calibrated: 4/9/2021
- Sensor-Surface: 1.4mm (Mechanical Surface Detection)
- Electronics: DAE4 Sn1549; Calibrated: 3/23/2021
- Phantom: Twin-SAM V8.0 ; Type: QD 000 P41 AA; Serial: 1974
- DASY52 52.10.2(1495); SEMCAD X 14.6.12(7450)

Front/CH 128/Area Scan (71x101x1): Interpolated grid: dx=1.500 mm, dy=1.500 mm
Maximum value of SAR (interpolated) = 0.540 W/kg

Front/CH 128/Zoom Scan (5x5x7)/Cube 0: Measurement grid: dx=8mm, dy=8mm, dz=5mm
Reference Value = 24.12 V/m; Power Drift = -0.05 dB
Peak SAR (extrapolated) = 0.610 W/kg
SAR(1 g) = 0.426 W/kg; SAR(10 g) = 0.309 W/kg
Maximum value of SAR (measured) = 0.542 W/kg



0 dB = 0.542 W/kg = -2.66 dBW/kg

Test Laboratory: Huatongwei International Inspection Co., Ltd.,SAR Lab Date: 11/26/2021

GSM 1900-M-Front of face

Communication System: UID 0, Generic GPRS(TDMA, GMSK, TN 0-1-2) (0); Frequency: 1880 MHz;Duty Cycle: 1:2.66993
Medium parameters used: f = 1880 MHz; σ = 1.451 S/m; ε_r = 40.774; ρ = 1000 kg/m^3
Phantom section: Flat Section
Ambient Temperature:22.3℃;Liquid Temperature:22.1℃;

DASY Configuration:

- Probe: EX3DV4 - SN7494; ConvF(8.55, 8.55, 8.55) @ 1880 MHz; Calibrated: 4/9/2021
- Sensor-Surface: 1.4mm (Mechanical Surface Detection)
- Electronics: DAE4 Sn1549; Calibrated: 3/23/2021
- Phantom: Twin-SAM V8.0 ; Type: QD 000 P41 AA; Serial: 1974
- DASY52 52.10.2(1495); SEMCAD X 14.6.12(7450)

Front/CH 661/Area Scan (71x101x1): Interpolated grid: dx=1.500 mm, dy=1.500 mm
Maximum value of SAR (interpolated) = 0.167 W/kg

Front/CH 661/Zoom Scan (5x5x7)/Cube 0: Measurement grid: dx=8mm, dy=8mm, dz=5mm
Reference Value = 6.724 V/m; Power Drift = -0.06 dB
Peak SAR (extrapolated) = 0.197 W/kg
SAR(1 g) = 0.118 W/kg; SAR(10 g) = 0.073 W/kg
Maximum value of SAR (measured) = 0.167 W/kg



0 dB = 0.167 W/kg = -7.77 dBW/kg

Test Laboratory: Huatongwei International Inspection Co., Ltd.,SAR Lab Date: 11/26/2021

WCDMA Band II-H-Front of face

Communication System: UID 0, Generic UMTS (0); Frequency: 1907.6 MHz;Duty Cycle: 1:1
Medium parameters used (interpolated): f = 1907.6 MHz; σ = 1.453 S/m; ε_r = 40.719; ρ = 1000 kg/m^3

Phantom section: Flat Section
Ambient Temperature:22.4℃;Liquid Temperature:22.2℃;

DASY Configuration:

- Probe: EX3DV4 - SN7494; ConvF(8.55, 8.55, 8.55) @ 1907.6 MHz; Calibrated: 4/9/2021
- Sensor-Surface: 1.4mm (Mechanical Surface Detection)
- Electronics: DAE4 Sn1549; Calibrated: 3/23/2021
- Phantom: Twin-SAM V8.0 ; Type: QD 000 P41 AA; Serial: 1974
- DASY52 52.10.2(1495); SEMCAD X 14.6.12(7450)

Front/CH 9538/Area Scan (71x101x1): Interpolated grid: dx=1.500 mm, dy=1.500 mm
Maximum value of SAR (interpolated) = 0.173 W/kg

Front/CH 9538/Zoom Scan (5x5x7)/Cube 0: Measurement grid: dx=8mm, dy=8mm, dz=5mm
Reference Value = 6.777 V/m; Power Drift = -0.14 dB
Peak SAR (extrapolated) = 0.194 W/kg
SAR(1 g) = 0.117 W/kg; SAR(10 g) = 0.072 W/kg
Maximum value of SAR (measured) = 0.164 W/kg



0 dB = 0.164 W/kg = -7.85 dBW/kg

Test Laboratory: Huatongwei International Inspection Co., Ltd.,SAR Lab Date: 11/24/2021

WCDMA Band IV-H-Front of face

Communication System: UID 0, Generic UMTS (0); Frequency: 1752.6 MHz;Duty Cycle: 1:1
Medium parameters used (interpolated): f = 1752.6 MHz; σ = 1.431 S/m; ε_r = 40.946; ρ = 1000 kg/m^3

Phantom section: Flat Section
Ambient Temperature:22.3℃;Liquid Temperature:22.1℃;

DASY Configuration:

- Probe: EX3DV4 - SN7494; ConvF(8.88, 8.88, 8.88) @ 1752.6 MHz; Calibrated: 4/9/2021
- Sensor-Surface: 1.4mm (Mechanical Surface Detection)
- Electronics: DAE4 Sn1549; Calibrated: 3/23/2021
- Phantom: Twin-SAM V8.0 ; Type: QD 000 P41 AA; Serial: 1974
- DASY52 52.10.2(1495); SEMCAD X 14.6.12(7450)

Front/CH 1513/Area Scan (71x101x1): Interpolated grid: dx=1.500 mm, dy=1.500 mm
Maximum value of SAR (interpolated) = 0.304 W/kg

Front/CH 1513/Zoom Scan (5x5x7)/Cube 0: Measurement grid: dx=8mm, dy=8mm, dz=5mm
Reference Value = 6.814 V/m; Power Drift = -0.13 dB
Peak SAR (extrapolated) = 0.354 W/kg
SAR(1 g) = 0.215 W/kg; SAR(10 g) = 0.134 W/kg
Maximum value of SAR (measured) = 0.301 W/kg

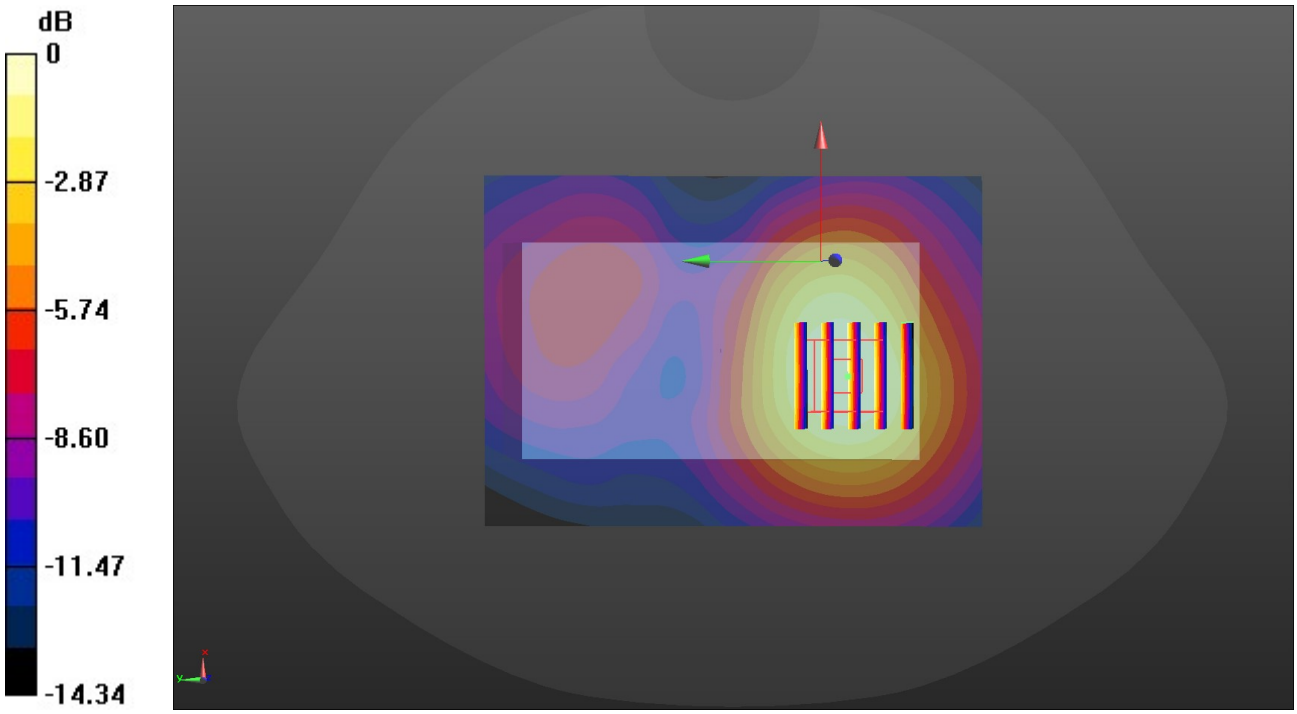

0 dB = 0.301 W/kg = -5.21 dBW/kg

Test Laboratory: Huatongwei International Inspection Co., Ltd.,SAR Lab Date: 11/25/2021

WCDMA Band V-M-Front of face

Communication System: UID 0, Generic UMTS (0); Frequency: 836.6 MHz;Duty Cycle: 1:1
Medium parameters used (interpolated): f = 836.6 MHz; σ = 0.944 S/m; ε_r = 42.45; ρ = 1000 kg/m^3
Phantom section: Flat Section
Ambient Temperature:22.4°C;Liquid Temperature:22.2°C;

DASY Configuration:

- Probe: EX3DV4 - SN7494; ConvF(10.41, 10.41, 10.41) @ 836.6 MHz; Calibrated: 4/9/2021
- Sensor-Surface: 1.4mm (Mechanical Surface Detection)
- Electronics: DAE4 Sn1549; Calibrated: 3/23/2021
- Phantom: Twin-SAM V8.0 ; Type: QD 000 P41 AA; Serial: 1974
- DASY52 52.10.2(1495); SEMCAD X 14.6.12(7450)

Front/CH 4183/Area Scan (71x101x1): Interpolated grid: dx=1.500 mm, dy=1.500 mm
Maximum value of SAR (interpolated) = 0.413 W/kg

Front/CH 4183/Zoom Scan (5x5x7)/Cube 0: Measurement grid: dx=8mm, dy=8mm, dz=5mm
Reference Value = 21.18 V/m; Power Drift = 0.08 dB
Peak SAR (extrapolated) = 0.518 W/kg
SAR(1 g) = 0.357 W/kg; SAR(10 g) = 0.257 W/kg
Maximum value of SAR (measured) = 0.453 W/kg



0 dB = 0.453 W/kg = -3.44 dBW/kg

Test Laboratory: Huatongwei International Inspection Co., Ltd.,SAR Lab Date: 11/26/2021

LTE Band 2-H-Front of face

Communication System: UID 0, Generic LTE-FDD (0); Frequency: 1900 MHz;Duty Cycle: 1:1
Medium parameters used: f = 1900 MHz; σ = 1.464 S/m; ε_r = 40.735; ρ = 1000 kg/m^3
Phantom section: Flat Section
Ambient Temperature:22.4°C;Liquid Temperature:22.2°C;

DASY Configuration:

- Probe: EX3DV4 - SN7494; ConvF(8.55, 8.55, 8.55) @ 1900 MHz; Calibrated: 4/9/2021
- Sensor-Surface: 1.4mm (Mechanical Surface Detection)
- Electronics: DAE4 Sn1549; Calibrated: 3/23/2021
- Phantom: Twin-SAM V8.0 ; Type: QD 000 P41 AA; Serial: 1974
- DASY52 52.10.2(1495); SEMCAD X 14.6.12(7450)

Front/CH 19100/Area Scan (71x101x1): Interpolated grid: dx=1.500 mm, dy=1.500 mm
Maximum value of SAR (interpolated) = 0.179 W/kg

Front/CH 19100/Zoom Scan (5x5x7)/Cube 0: Measurement grid: dx=8mm, dy=8mm, dz=5mm
Reference Value = 6.525 V/m; Power Drift = -0.12 dB
Peak SAR (extrapolated) = 0.210 W/kg
SAR(1 g) = 0.125 W/kg; SAR(10 g) = 0.077 W/kg
Maximum value of SAR (measured) = 0.178 W/kg

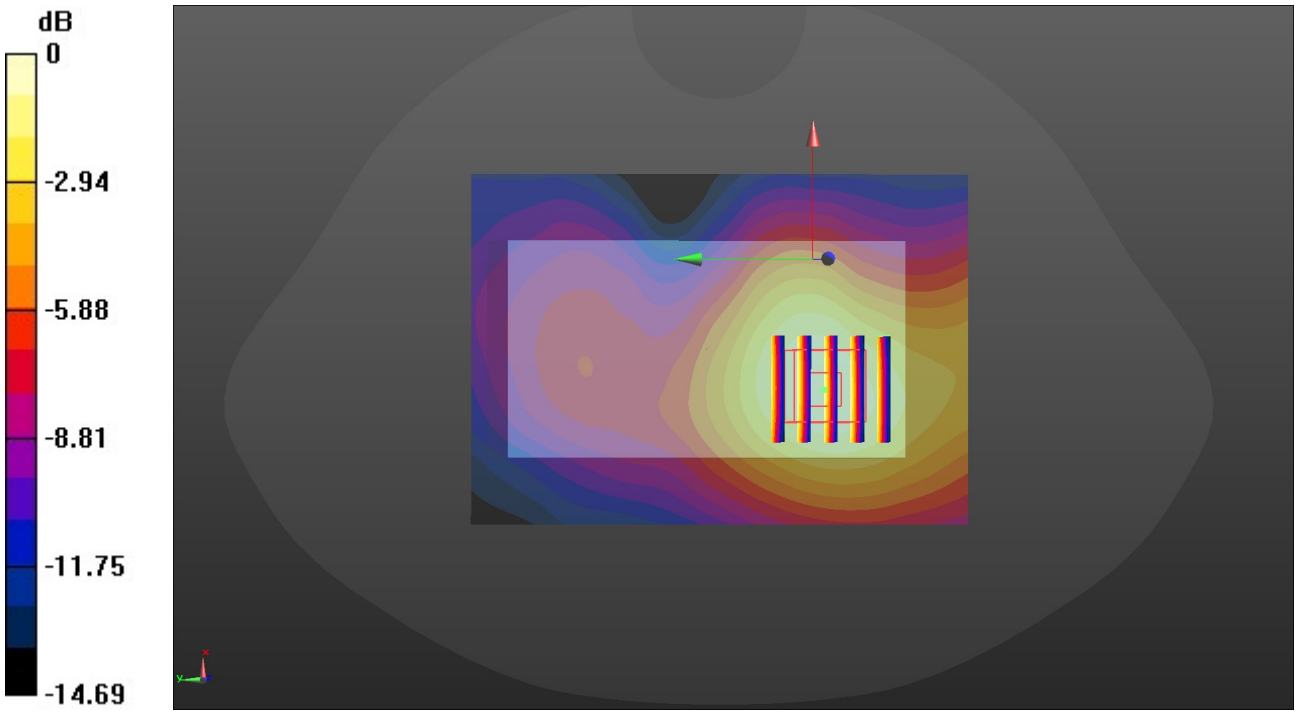

0 dB = 0.178 W/kg = -7.50 dBW/kg

Test Laboratory: Huatongwei International Inspection Co., Ltd.,SAR Lab Date: 11/24/2021

LTE Band 4-H-Front of face

Communication System: UID 0, Generic LTE-FDD (0); Frequency: 1745 MHz;Duty Cycle: 1:1
Medium parameters used (interpolated): f = 1745 MHz; σ = 1.428 S/m; ε_r = 40.964; ρ = 1000 kg/m^3
Phantom section: Flat Section
Ambient Temperature:22.3°C;Liquid Temperature:22..1°C;

DASY Configuration:

- Probe: EX3DV4 - SN7494; ConvF(8.88, 8.88, 8.88) @ 1745 MHz; Calibrated: 4/9/2021
- Sensor-Surface: 1.4mm (Mechanical Surface Detection)
- Electronics: DAE4 Sn1549; Calibrated: 3/23/2021
- Phantom: Twin-SAM V8.0 ; Type: QD 000 P41 AA; Serial: 1974
- DASY52 52.10.2(1495); SEMCAD X 14.6.12(7450)

Front/CH 20300/Area Scan (71x101x1): Interpolated grid: dx=1.500 mm, dy=1.500 mm
Maximum value of SAR (interpolated) = 0.217 W/kg

Front/CH 20300/Zoom Scan (5x5x7)/Cube 0: Measurement grid: dx=8mm, dy=8mm, dz=5mm
Reference Value = 5.086 V/m; Power Drift = -0.16 dB
Peak SAR (extrapolated) = 0.250 W/kg
SAR(1 g) = 0.151 W/kg; SAR(10 g) = 0.094 W/kg
Maximum value of SAR (measured) = 0.212 W/kg



0 dB = 0.212 W/kg = -6.74 dBW/kg

Test Laboratory: Huatongwei International Inspection Co., Ltd.,SAR Lab Date: 11/25/2021

LTE Band 5-M-Front of face

Communication System: UID 0, Generic LTE-FDD (0); Frequency: 836.5 MHz;Duty Cycle: 1:1
Medium parameters used (interpolated): f = 836.5 MHz; σ = 0.943 S/m; ε_r = 42.451; ρ = 1000 kg/m^3
Phantom section: Flat Section
Ambient Temperature:22.3°C;Liquid Temperature:22.1°C;

DASY Configuration:

- Probe: EX3DV4 - SN7494; ConvF(10.41, 10.41, 10.41) @ 836.5 MHz; Calibrated: 4/9/2021
- Sensor-Surface: 1.4mm (Mechanical Surface Detection)
- Electronics: DAE4 Sn1549; Calibrated: 3/23/2021
- Phantom: Twin-SAM V8.0 ; Type: QD 000 P41 AA; Serial: 1974
- DASY52 52.10.2(1495); SEMCAD X 14.6.12(7450)

Front/CH 20525/Area Scan (71x101x1): Interpolated grid: dx=1.500 mm, dy=1.500 mm
Maximum value of SAR (interpolated) = 0.367 W/kg

Front/CH 20525/Zoom Scan (5x5x7)/Cube 0: Measurement grid: dx=8mm, dy=8mm, dz=5mm
Reference Value = 19.74 V/m; Power Drift = 0.13 dB
Peak SAR (extrapolated) = 0.425 W/kg
SAR(1 g) = 0.295 W/kg; SAR(10 g) = 0.211 W/kg
Maximum value of SAR (measured) = 0.373 W/kg

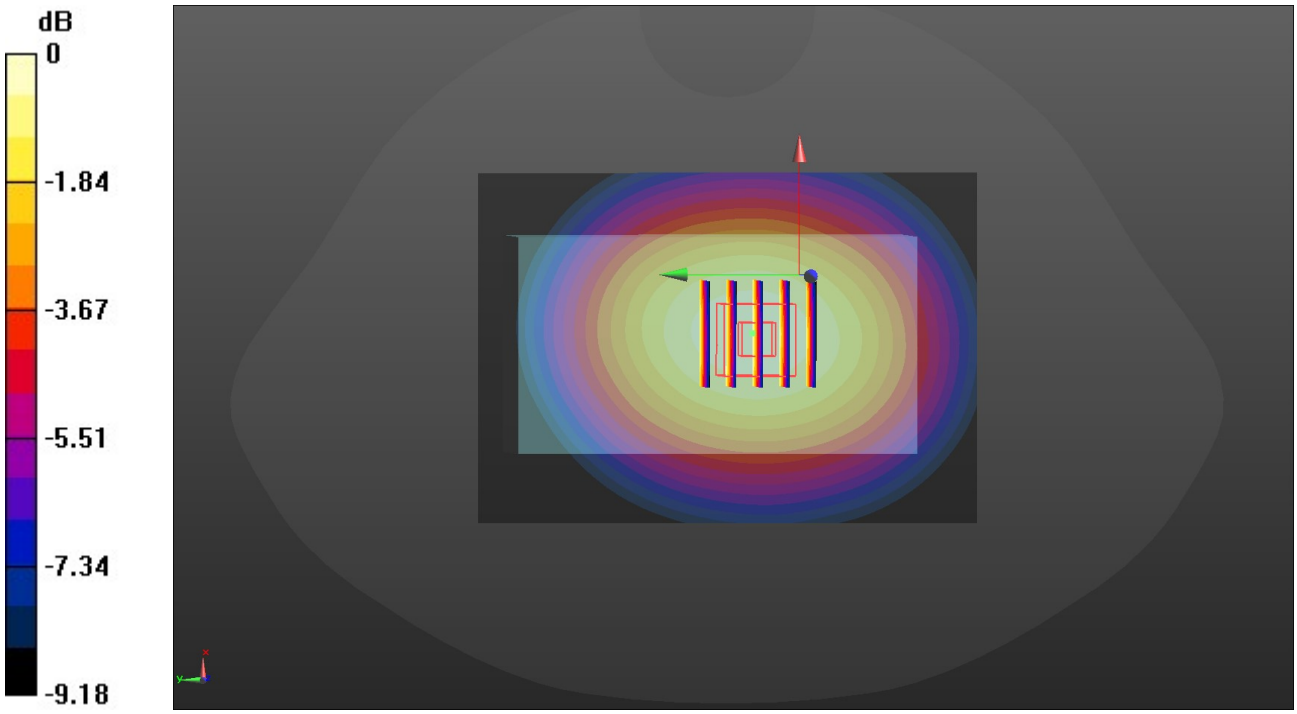

0 dB = 0.373 W/kg = -4.28 dBW/kg

Test Laboratory: Huatongwei International Inspection Co., Ltd.,SAR Lab Date: 11/29/2021

LTE Band 7-H-Front of face

Communication System: UID 0, Generic LTE-FDD (0); Frequency: 2560 MHz;Duty Cycle: 1:1
Medium parameters used: f = 2560 MHz; σ = 1.96 S/m; ε_r = 39.414; ρ = 1000 kg/m^3
Phantom section: Flat Section
Ambient Temperature:22.2°C;Liquid Temperature:22.0°C;

DASY Configuration:

- Probe: EX3DV4 - SN7494; ConvF(7.68, 7.68, 7.68) @ 2560 MHz; Calibrated: 4/9/2021
- Sensor-Surface: 1.4mm (Mechanical Surface Detection)
- Electronics: DAE4 Sn1549; Calibrated: 3/23/2021
- Phantom: Twin-SAM V8.0 ; Type: QD 000 P41 AA; Serial: 1974
- DASY52 52.10.2(1495); SEMCAD X 14.6.12(7450)

Front/CH 21350/Area Scan (91x121x1): Interpolated grid: dx=1.200 mm, dy=1.200 mm
Maximum value of SAR (interpolated) = 0.0584 W/kg

Front/CH 21350/Zoom Scan (7x7x7)/Cube 0: Measurement grid: dx=5mm, dy=5mm, dz=5mm
Reference Value = 2.029 V/m; Power Drift = -0.08 dB
Peak SAR (extrapolated) = 0.0630 W/kg
SAR(1 g) = 0.034 W/kg; SAR(10 g) = 0.019 W/kg
Maximum value of SAR (measured) = 0.0520 W/kg

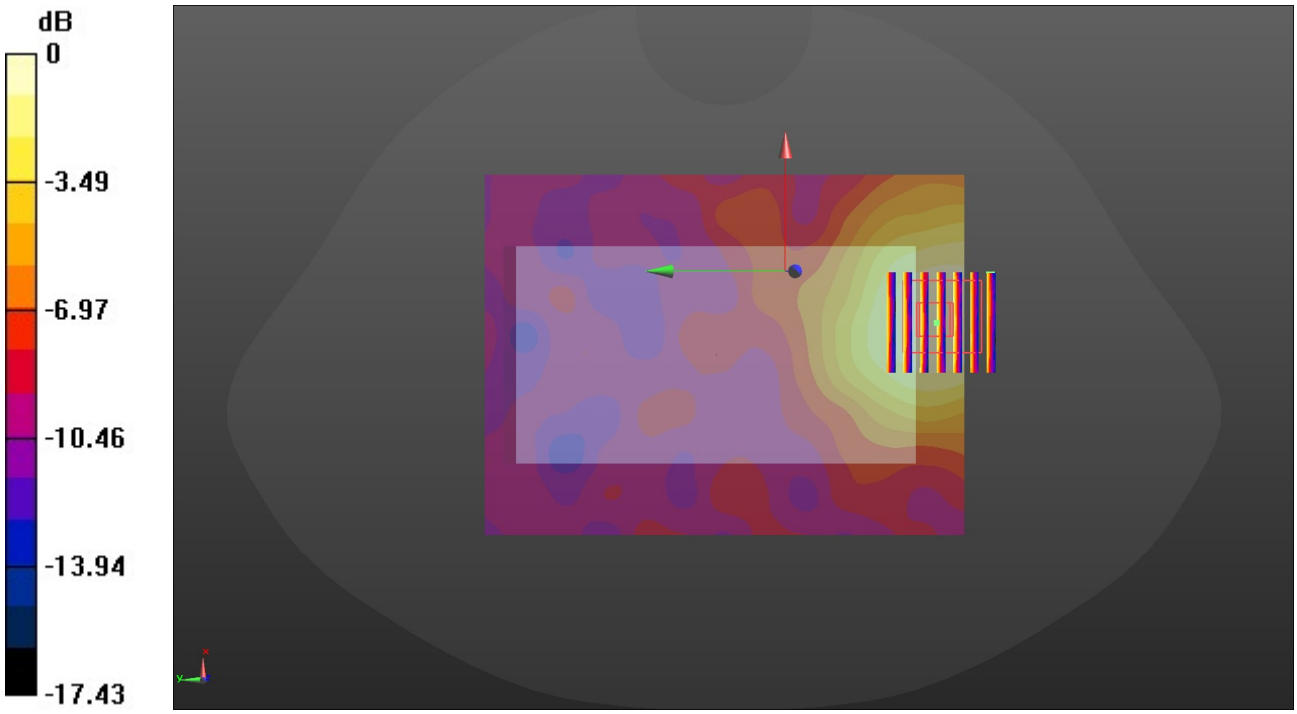

0 dB = 0.0520 W/kg = -12.84 dBW/kg

Test Laboratory: Huatongwei International Inspection Co., Ltd.,SAR Lab Date: 11/24/2021

LTE Band 17-M-Front of face

Communication System: UID 0, Generic LTE-FDD (0); Frequency: 710 MHz;Duty Cycle: 1:1
Medium parameters used: f = 710 MHz; σ = 0.91 S/m; ε_r = 42.889; ρ = 1000 kg/m^3
Phantom section: Flat Section
Ambient Temperature:22.2°C;Liquid Temperature:22.0°C;

DASY Configuration:

- Probe: EX3DV4 - SN7494; ConvF(10.7, 10.7, 10.7) @ 710 MHz; Calibrated: 4/9/2021
- Sensor-Surface: 1.4mm (Mechanical Surface Detection)
- Electronics: DAE4 Sn1549; Calibrated: 3/23/2021
- Phantom: Twin-SAM V8.0 ; Type: QD 000 P41 AA; Serial: 1974
- DASY52 52.10.2(1495); SEMCAD X 14.6.12(7450)

Front/CH 23790/Area Scan (71x101x1): Interpolated grid: dx=1.500 mm, dy=1.500 mm
Maximum value of SAR (interpolated) = 0.254 W/kg

Front/CH 23790/Zoom Scan (5x5x7)/Cube 0: Measurement grid: dx=8mm, dy=8mm, dz=5mm
Reference Value = 15.92 V/m; Power Drift = -0.03 dB
Peak SAR (extrapolated) = 0.285 W/kg
SAR(1 g) = 0.199 W/kg; SAR(10 g) = 0.143 W/kg
Maximum value of SAR (measured) = 0.253 W/kg

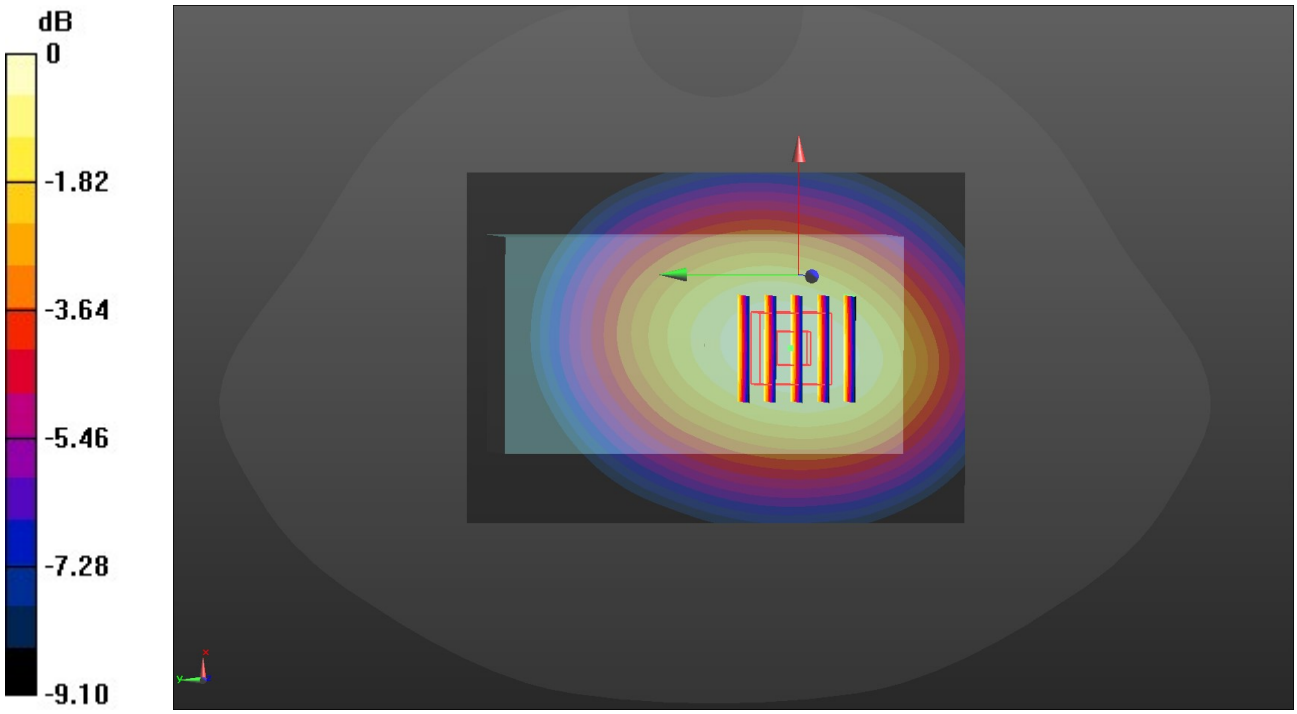

0 dB = 0.253 W/kg = -5.97 dBW/kg

Test Laboratory: Huatongwei International Inspection Co., Ltd.,SAR Lab Date: 11/29/2021

Wifi 2.4G-H-Front of face

Communication System: UID 0, Generic WIFI (0); Frequency: 2462 MHz;Duty Cycle: 1:1
Medium parameters used (interpolated): f = 2462 MHz; σ = 1.878 S/m; ε_r = 39.57; ρ = 1000 kg/m^3
Phantom section: Flat Section
Ambient Temperature:22.2°C;Liquid Temperature:22.0°C;

DASY Configuration:

- Probe: EX3DV4 - SN7494; ConvF(7.97, 7.97, 7.97) @ 2462 MHz; Calibrated: 4/9/2021
- Sensor-Surface: 1.4mm (Mechanical Surface Detection)
- Electronics: DAE4 Sn1549; Calibrated: 3/23/2021
- Phantom: Twin-SAM V8.0 ; Type: QD 000 P41 AA; Serial: 1974
- DASY52 52.10.2(1495); SEMCAD X 14.6.12(7450)

Front/CH 11/Area Scan (91x121x1): Interpolated grid: dx=1.200 mm, dy=1.200 mm
Maximum value of SAR (interpolated) = 0.00736 W/kg

Front/CH 11/Zoom Scan (7x7x7)/Cube 0: Measurement grid: dx=5mm, dy=5mm, dz=5mm
Reference Value = 1.256 V/m; Power Drift = -0.08 dB
Peak SAR (extrapolated) = 0.00578 W/kg
SAR(1 g) = 0.00322 W/kg; SAR(10 g) = 0.00221 W/kg
Maximum value of SAR (measured) = 0.00487 W/kg



0 dB = 0.00487 W/kg = -23.12 dBW/kg

Test Laboratory: Huatongwei International Inspection Co., Ltd.,SAR Lab Date: 11/25/2021

GSM 850-L-Body worn

Communication System: UID 0, Generic GPRS(TDMA, GMSK, TN 0-1-2) (0); Frequency: 824.2 MHz;Duty Cycle: 1:2.66993
Medium parameters used: f = 825 MHz; σ = 0.945 S/m; ε_r = 42.499; ρ = 1000 kg/m^3
Phantom section: Flat Section
Ambient Temperature:22.2℃;Liquid Temperature:22.0℃;

DASY Configuration:

- Probe: EX3DV4 - SN7494; ConvF(10.41, 10.41, 10.41) @ 824.2 MHz; Calibrated: 4/9/2021
- Sensor-Surface: 1.4mm (Mechanical Surface Detection)
- Electronics: DAE4 Sn1549; Calibrated: 3/23/2021
- Phantom: Twin-SAM V8.0 ; Type: QD 000 P41 AA; Serial: 1974
- DASY52 52.10.2(1495); SEMCAD X 14.6.12(7450)

Front/CH 128/Area Scan (71x101x1): Interpolated grid: dx=1.500 mm, dy=1.500 mm
Maximum value of SAR (interpolated) = 1.61 W/kg

Front/CH 128/Zoom Scan (5x5x7)/Cube 0: Measurement grid: dx=8mm, dy=8mm, dz=5mm
Reference Value = 46.19 V/m; Power Drift = -0.04 dB
Peak SAR (extrapolated) = 2.15 W/kg
SAR(1 g) = 1.28 W/kg; SAR(10 g) = 0.945 W/kg
Maximum value of SAR (measured) = 1.61 W/kg



0 dB = 1.61 W/kg = 2.81 dBW/kg

Test Laboratory: Huatongwei International Inspection Co., Ltd.,SAR Lab Date: 11/26/2021

GSM 1900-M-Body worn

Communication System: UID 0, Generic GPRS(TDMA, GMSK, TN 0-1-2) (0); Frequency: 1880 MHz;Duty Cycle: 1:2.66993
Medium parameters used: f = 1880 MHz; σ = 1.451 S/m; ε_r = 40.774; ρ = 1000 kg/m^3
Phantom section: Flat Section
Ambient Temperature:22.4℃;Liquid Temperature:22.2℃;

DASY Configuration:

- Probe: EX3DV4 - SN7494; ConvF(8.55, 8.55, 8.55) @ 1880 MHz; Calibrated: 4/9/2021
- Sensor-Surface: 1.4mm (Mechanical Surface Detection)
- Electronics: DAE4 Sn1549; Calibrated: 3/23/2021
- Phantom: Twin-SAM V8.0 ; Type: QD 000 P41 AA; Serial: 1974
- DASY52 52.10.2(1495); SEMCAD X 14.6.12(7450)

Front/CH 661/Area Scan (71x101x1): Interpolated grid: dx=1.500 mm, dy=1.500 mm
Maximum value of SAR (interpolated) = 0.834 W/kg

Front/CH 661/Zoom Scan (5x5x7)/Cube 0: Measurement grid: dx=8mm, dy=8mm, dz=5mm
Reference Value = 12.77 V/m; Power Drift = 0.01 dB
Peak SAR (extrapolated) = 0.993 W/kg
SAR(1 g) = 0.574 W/kg; SAR(10 g) = 0.336 W/kg
Maximum value of SAR (measured) = 0.830 W/kg



0 dB = 0.830 W/kg = -0.81 dBW/kg

Test Laboratory: Huatongwei International Inspection Co., Ltd.,SAR Lab Date: 11/26/2021

WCDMA Band II-H-Body worn

Communication System: UID 0, Generic UMTS (0); Frequency: 1907.6 MHz;Duty Cycle: 1:1
Medium parameters used (interpolated): f = 1907.6 MHz; σ = 1.453 S/m; ε_r = 40.719; ρ = 1000 kg/m^3

Phantom section: Flat Section
Ambient Temperature:22.5℃;Liquid Temperature:22.3℃;

DASY Configuration:

- Probe: EX3DV4 - SN7494; ConvF(8.55, 8.55, 8.55) @ 1907.6 MHz; Calibrated: 4/9/2021
- Sensor-Surface: 1.4mm (Mechanical Surface Detection)
- Electronics: DAE4 Sn1549; Calibrated: 3/23/2021
- Phantom: Twin-SAM V8.0 ; Type: QD 000 P41 AA; Serial: 1974
- DASY52 52.10.2(1495); SEMCAD X 14.6.12(7450)

Front/CH 9538/Area Scan (71x101x1): Interpolated grid: dx=1.500 mm, dy=1.500 mm
Maximum value of SAR (interpolated) = 1.02 W/kg

Front/CH 9538/Zoom Scan (5x5x7)/Cube 0: Measurement grid: dx=8mm, dy=8mm, dz=5mm
Reference Value = 14.09 V/m; Power Drift = -0.16 dB
Peak SAR (extrapolated) = 1.21 W/kg
SAR(1 g) = 0.677 W/kg; SAR(10 g) = 0.392 W/kg
Maximum value of SAR (measured) = 0.984 W/kg

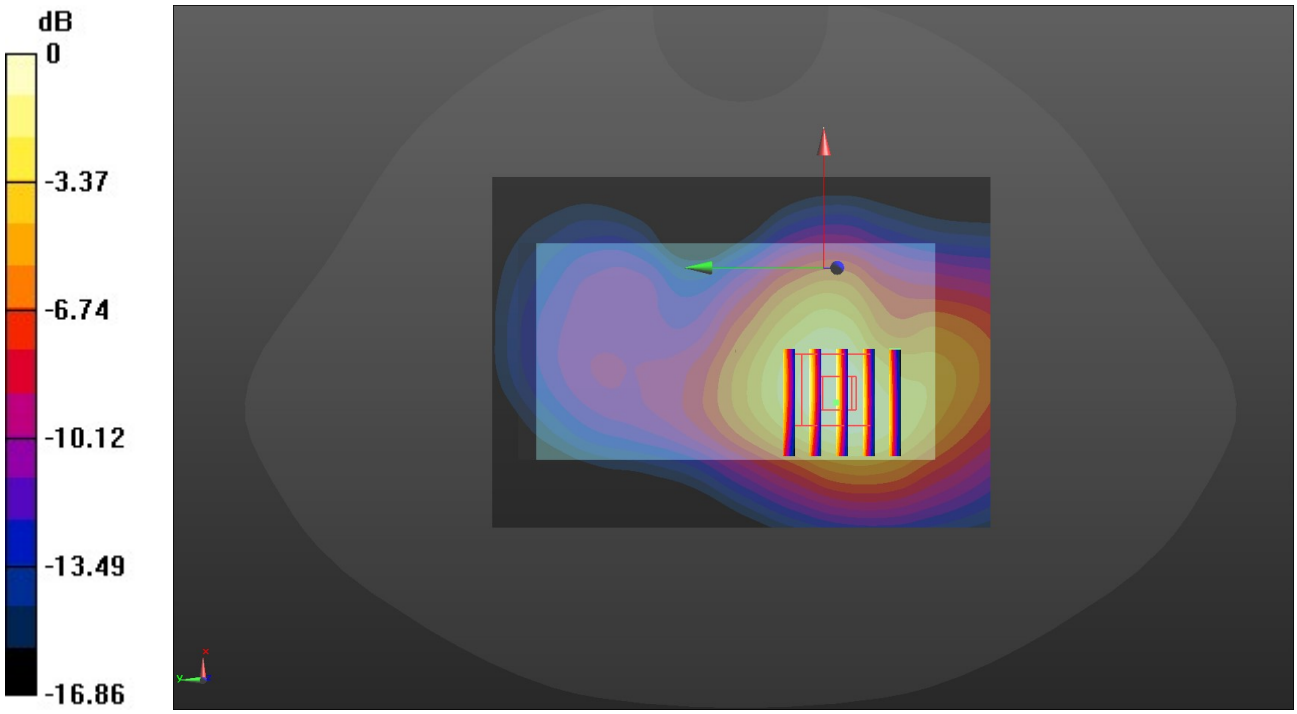

0 dB = 0.984 W/kg = -0.07 dBW/kg

Test Laboratory: Huatongwei International Inspection Co., Ltd.,SAR Lab Date: 11/24/2021

WCDMA Band IV-H-Body worn

Communication System: UID 0, Generic UMTS (0); Frequency: 1752.6 MHz;Duty Cycle: 1:1
Medium parameters used (interpolated): f = 1752.6 MHz; σ = 1.431 S/m; ε_r = 40.946; ρ = 1000 kg/m^3

Phantom section: Flat Section
Ambient Temperature:22.4℃;Liquid Temperature:22.2℃;

DASY Configuration:

- Probe: EX3DV4 - SN7494; ConvF(8.88, 8.88, 8.88) @ 1752.6 MHz; Calibrated: 4/9/2021
- Sensor-Surface: 1.4mm (Mechanical Surface Detection)
- Electronics: DAE4 Sn1549; Calibrated: 3/23/2021
- Phantom: Twin-SAM V8.0 ; Type: QD 000 P41 AA; Serial: 1974
- DASY52 52.10.2(1495); SEMCAD X 14.6.12(7450)

Front/CH 1513/Area Scan (71x101x1): Interpolated grid: dx=1.500 mm, dy=1.500 mm
Maximum value of SAR (interpolated) = 1.51 W/kg

Front/CH 1513/Zoom Scan (5x5x7)/Cube 0: Measurement grid: dx=8mm, dy=8mm, dz=5mm
Reference Value = 11.53 V/m; Power Drift = 0.01 dB
Peak SAR (extrapolated) = 1.78 W/kg
SAR(1 g) = 1.02 W/kg; SAR(10 g) = 0.591 W/kg
Maximum value of SAR (measured) = 1.49 W/kg



0 dB = 1.49 W/kg = 1.73 dBW/kg

Test Laboratory: Huatongwei International Inspection Co., Ltd.,SAR Lab Date: 11/25/2021

WCDMA Band V-M-Body worn

Communication System: UID 0, Generic UMTS (0); Frequency: 836.6 MHz;Duty Cycle: 1:1
Medium parameters used (interpolated): f = 836.6 MHz; σ = 0.944 S/m; ε_r = 42.45; ρ = 1000 kg/m^3
Phantom section: Flat Section
Ambient Temperature:22.4°C;Liquid Temperature:22.2°C;

DASY Configuration:

- Probe: EX3DV4 - SN7494; ConvF(10.41, 10.41, 10.41) @ 836.6 MHz; Calibrated: 4/9/2021
- Sensor-Surface: 1.4mm (Mechanical Surface Detection)
- Electronics: DAE4 Sn1549; Calibrated: 3/23/2021
- Phantom: Twin-SAM V8.0 ; Type: QD 000 P41 AA; Serial: 1974
- DASY52 52.10.2(1495); SEMCAD X 14.6.12(7450)

Front/CH 4183/Area Scan (71x101x1): Interpolated grid: dx=1.500 mm, dy=1.500 mm
Maximum value of SAR (interpolated) = 0.827 W/kg

Front/CH 4183/Zoom Scan (5x5x7)/Cube 0: Measurement grid: dx=8mm, dy=8mm, dz=5mm
Reference Value = 30.08 V/m; Power Drift = 0.01 dB
Peak SAR (extrapolated) = 0.930 W/kg
SAR(1 g) = 0.637 W/kg; SAR(10 g) = 0.451 W/kg
Maximum value of SAR (measured) = 0.819 W/kg

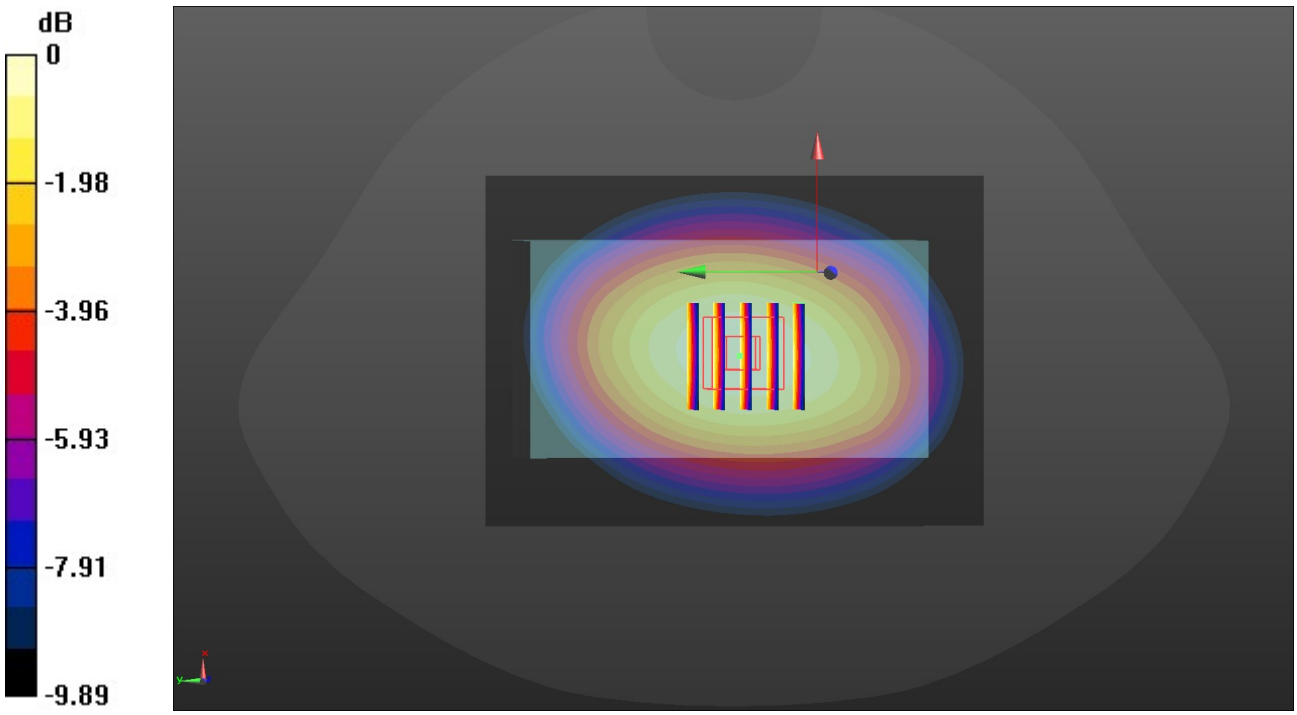

0 dB = 0.819 W/kg = -0.87 dBW/kg