Abegal S Smart Camera

User Manual

Product Drawing

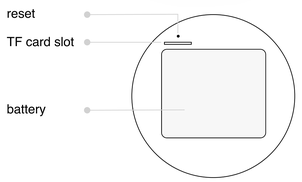

In The Box

Camera, Bracket , Installation Screw Pack, USB Charging Line, Reset Pin Product Instructions, 3M paste

Notes for Installation and Use

1. Make sure Wi-Fi is connected at 2.4 GHz
2. Ensure that Wi-Fi names and passwords do not contain special characters (numbers and English letters are recommended)
3. If installed outdoors, please be close to indoor Wi-Fi routers or Wi-Fi relays to ensure Wi-Fi signal strength

Guidelines for Use

1. Scan the following QR code to download APP
2. Register an account and login following tips
3. Press the button on the top of the equipment, open the back cover

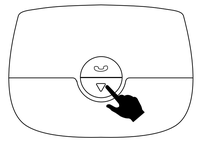

4. Tear off the insulation film on the battery, then put back the battery to make the equipment electrified. Now the device is in configuration state, close the back cover

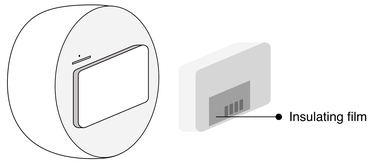

5. Go to the APP homepage and click on the '+' in the upper right corner to add devices
6. Complete network configuration according to operation guideline
7. Configuration complete, start up your “Family Care” plan

Installation Guide

A. Drill holes in the wall

Dill holes in the wall, insert expansion screw, fix the bracket with screw

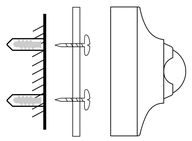

B. 3M adhesive without drilling

Stick the bracket on the wall with 3M adhesive

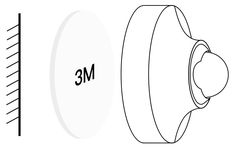

Tighten the camera, and clamp the snap. Adjusts the camera angle according to the display of the mobile phone

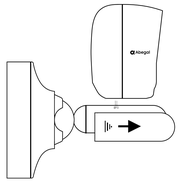

Main Functions

Full color night vision surveillance, video recording, goodbye to black and white images
Motion detection alarm and video recording with adjustable sensitivity
1080P full HD, a clear vision in sight
Hardware noise cancellation chip for real and clear 2-way audio
Initiate 2-way voice calls on App side; " 📞" button initiates an instant call on camera side
Large capacity lithium batteries, long endurance
HDR function supported, automatically adjusting video effect according to environment light

Reminder

Registered users can share devices for designated users. Please ensure that the device is authorized to use, so as to avoid information leakage. Abegal will take a rigorous algorithm to encrypt the content stored in the cloud to ensure the data security of you and your family.

Warranty

Warranty services are provided within 12 months from the date of purchase if product quality problems arise.

Federal Communications Commission (FCC) Interference Statement
This equipment has been tested and found to comply with the limits for a Class B digital device, pursuant to Part15 of the FCC Rules.
These limits are designed to provide reasonable protection against harmful interference in a residential installation. This equipment generate, uses and can radiate radio frequency energy and, if not installed and used in accordance with the instructions, may cause harmful interference to radio communications.
However, there is no guarantee that interference will not occur in a particular installation. If this equipment does cause harmful interference to radio or television reception, which can be determined by turning the equipment off and on, the user is encouraged to try to correct the interference by one of the following measures:
1. Reorient or relocate the receiving antenna.
2. Increase the separation between the equipment and receiver.
3. Connect the equipment into an outlet on a circuit different from that to which the receiver is connected.
4. Consult the dealer or an experienced radio/TV technician for help.
This device complies with Part 15 of the FCC Rules. Operation is subject to the following two conditions:
(1) This device may not cause harmful interference, and (2) this device must accept any interference received, including interference that may cause undesired operation.
FCC Caution: Any changes or modifications not expressly approved by the party responsible for compliance could void the user's authority to operate this equipment.

RF Exposure Warning
This equipment must be installed and operated in accordance with provided instructions and must not be co-located or operating in conjunction with any other antenna or transmitter. End-users and installers must be provide with antenna installation instructions and transmitter operating conditions for satisfying RF exposure compliance. The SAR limit adopted by US is 1.6 W/kg averaged over 1 grams of tissue. The highest SAR value for this device type when properly worn on the body is 0.21 W/kg.