Manual

OPS-A45

Distributed media player

v1.00-120519-141900

Introduction

OPS-A45 distributed media player is designed for OPS display with high display resolution. It is perfect for all kinds of multimedia signage application or videowall display. Slot-in designed feature makes OPS-A45 an ideal solution for OPS display and easy maintenance. Empowered by VIA MagicView® distributed system, we provide a wonderful solution to manage your content.

1.1 Feature

◎ Server-less architecture

OPS-A45 is designed in server-less architecture . With its easy installation, Power-on OPS-A45 and it plays the content immediately.

◎ Support Mobile APP

VIA provides mobile control App to ease user's manipulating experience

◎ Connect all displays through LAN

VIA MagicView® distributed system supports with single display and multi-displays. By different programs configuration, you can make a display masterpiece to the audience.

◎ Standard OPS chassis

Modularized designed to reduce maintenance cost

1.2 Specification

CPU

ZX-2800M Cortex-A17 quad-cord processor

Memory

2GB

Storage

16GB eMMC

Graphics Unit

Highly integrated Elite2000S1 2D/3D graphics processor
Support H.265(4K@30fps) or H.264(video decoding
Support AAC audio decoding

External I/O

1 x power indicator
1 x Micro SD slot
1 x Line Out
1 x RS232
3 x USB 2.0 port
1 x Ethernet Lan port
1 x Power button

OPS signal I/O

1 x HDMI out
1 x audio
1 x UART
1 x USB 3.0
1 x USB 2.0
1 x power control

OPS Power supply

12V DC-in

Working environment

0°C ~ 40°C

8% ~ 90% (Non-condensing)

Dimension

200 (L) x30 (H) x120 (W) mm

Weight

290 g

1.3 I/O Interface

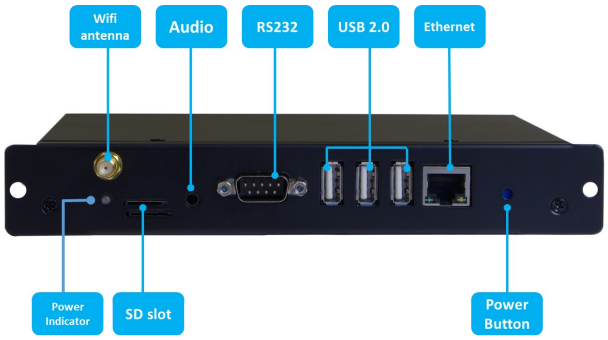

Figure 1: External I/O



Figure :Dimension

Ready to use OPS-A45

OPS-A45 is installed behind the OPS display. Please insert a SD card (with at least 32G Capacity) into one of OPS-A45, and then connect all players to Intranet router and power-on the display.

Scan the QR code on the screen to download MagicView® mobile APP first. Then activate your phone WiFi and connect to the same Intranet with all players.



OPS-A45 installation
(reference only)

Scan the QR code and download
MagicView® mobile APP

Activate the system

Click MagicView® mobile APP to search the players in the intranet. Choose "Activate new screens" and it will auto-search all OPS-A45. This will take a few minutes, please be patient until the process is done. Next step is to activate the system. Please input the activation code from your vendor.

Note: While activating the system, please be aware that your device must be accessed to the Internet.

After activation is done, user may start to publish the content to a signage or in videowall.

For more information , please check VIA MagicView® manual.

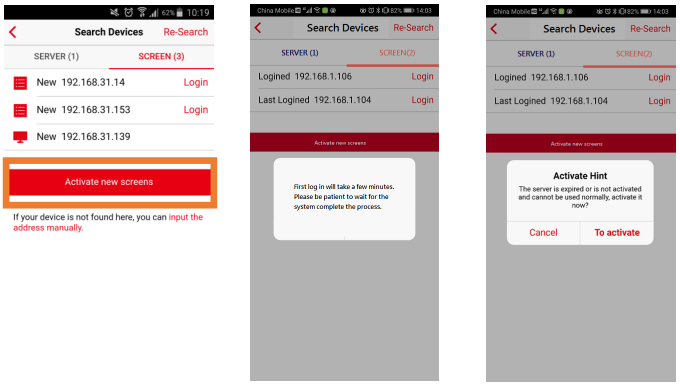

FCC Warning

This device complies with part 15 of the FCC rules. Operation is subject to the following two conditions: (1) this device may not cause harmful interference, and (2) this device must accept any inte rference received, including interference that may cause undesired operation.

Changes or modifications not expressly approved by the party responsible for compliance could void the user's authority to operate the equipment.

NOTE: This equipment has been tested and found to comply with the limits for a Class B digital device, pursuant to part 15 of the FCC Rules. These limits are designed to provide reasonable protection against harmful interference in a residential installation. This equipment generates uses and can radiate radio frequency energy and, if not installed and used in accordance with the instructions, may cause harmful interference to radio communications. However, there is no guarantee that interference will not occur in a particular installation. If this equipment does cause harmful interferenceto radio or television reception, which can be determined by turning the equipment off and on, the user is encouraged to try to correct the interference by one or more of the following measures:

-Reorient or relocate the receiving antenna.

•Increase the separation between the equipment and receiver.

•Connect the equipment into an outlet on a circuit different from that to which the receiver is connected.

•Consult the dealer or an experienced radio/TV technician for help.

Radiation Exposure Statement

To comply with FCC RF exposure compliance requirements, this grant is applicable to only mobile configurations. The antennas used for this transmitter must be installed to provide a separation distance of at least 20cm from all persons and must not be co-located or operating in conjunction with any other antenna or transmitter.

VIA TECHNOLOGIES (SHENZHEN) CO., LTD

VIA Building 4F, NO. 9966, Shennan Avenue, Nanshan District, Shenzhen, PR China, Shenzhen, 518057

Contact number: 400-818-5166

Mailbox: embedded@viatech.com.cn