8.8 BAND EDGE(HOPPING)

Condition	Mode	Frequency (MHz)	Antenna	Hopping Mode	Max Value (dBc)	Limit (dBc)	Verdict
NVNT	1-DH5	2402	Ant1	Hopping	-52.49	-20	Pass
NVNT	1-DH5	2480	Ant1	Hopping	-55.75	-20	Pass
NVNT	2-DH5	2402	Ant1	Hopping	-53.86	-20	Pass
NVNT	2-DH5	2480	Ant1	Hopping	-54.03	-20	Pass
NVNT	3-DH5	2402	Ant1	Hopping	-54.05	-20	Pass
NVNT	3-DH5	2480	Ant1	Hopping	-54.68	-20	Pass

Test Graphs

Band Edge(Hopping) NVNT 1-DH5 2402MHz Ant1 Hopping Ref

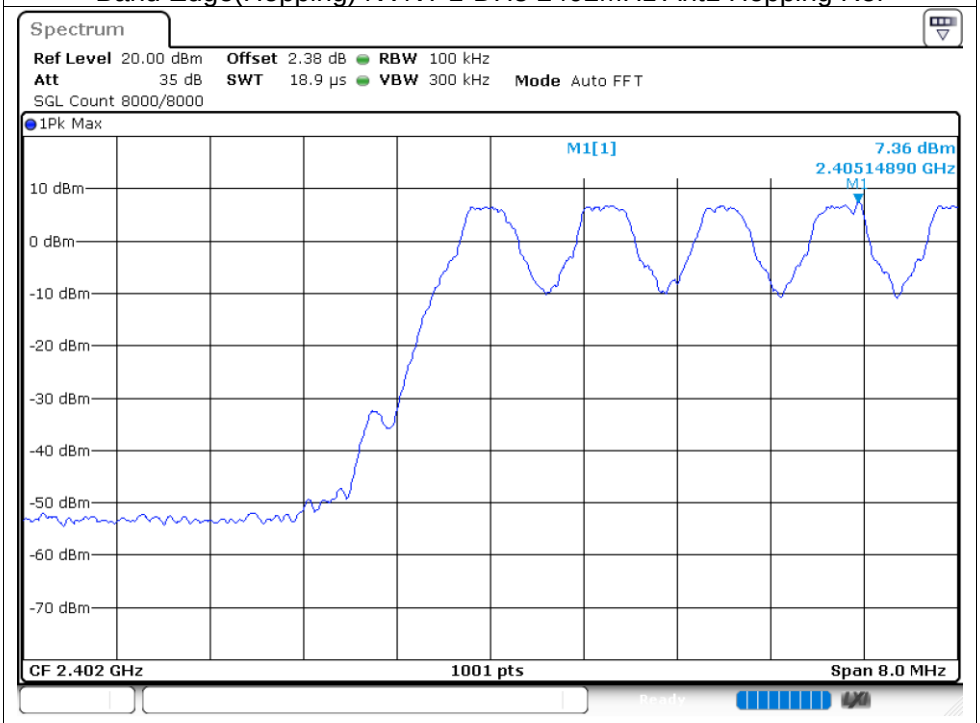

Band Edge(Hopping) NVNT 1-DH5 2402MHz Ant1 Hopping Emission

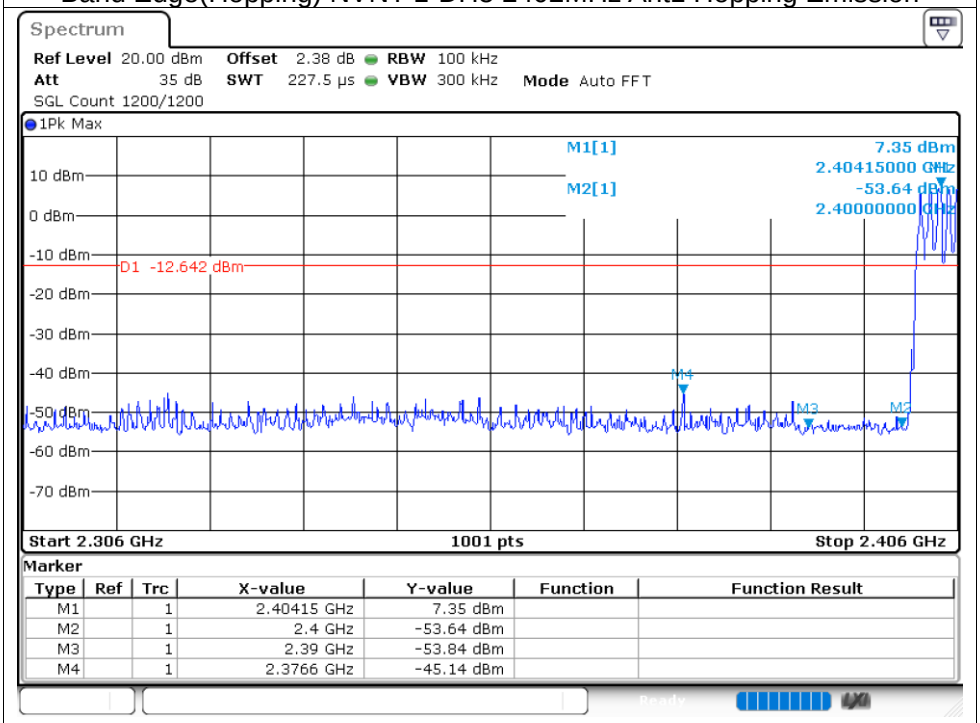

Marker

Type	Ref	Trc	X-value	Y-value	Function	Function Result
M1		1	2.40415 GHz	7.35 dBm		
M2		1	2.4 GHz	-53.64 dBm		
M3		1	2.39 GHz	-53.84 dBm		
M4		1	2.3766 GHz	-45.14 dBm		

Band Edge(Hopping) NVNT 1-DH5 2480MHz Ant1 Hopping Ref

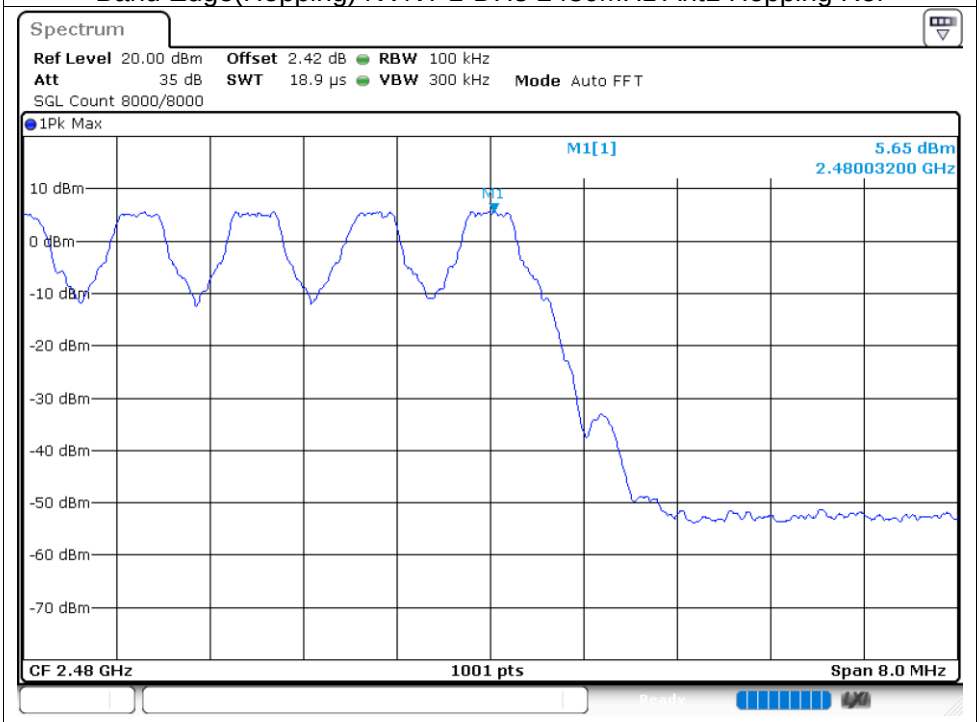

Band Edge(Hopping) NVNT 1-DH5 2480MHz Ant1 Hopping Emission

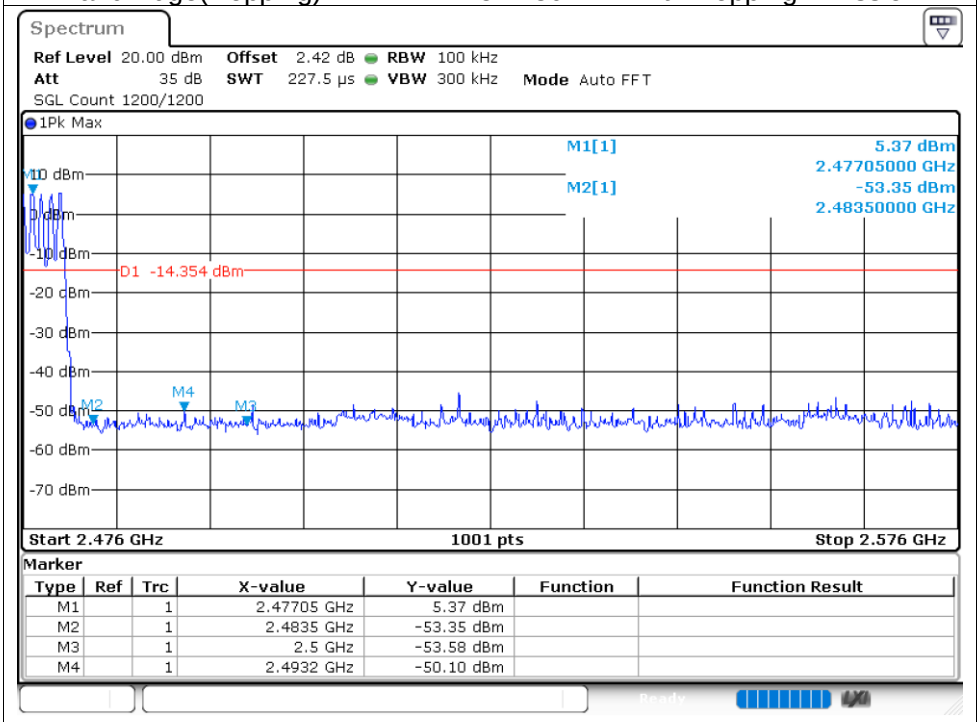

Marker

Type	Ref	Trc	X-value	Y-value	Function	Function Result
M1		1	2.47705 GHz	5.37 dBm		
M2		1	2.4835 GHz	-53.35 dBm		
M3		1	2.5 GHz	-53.58 dBm		
M4		1	2.4932 GHz	-50.10 dBm		

Band Edge(Hopping) NVNT 2-DH5 2402MHz Ant1 Hopping Ref

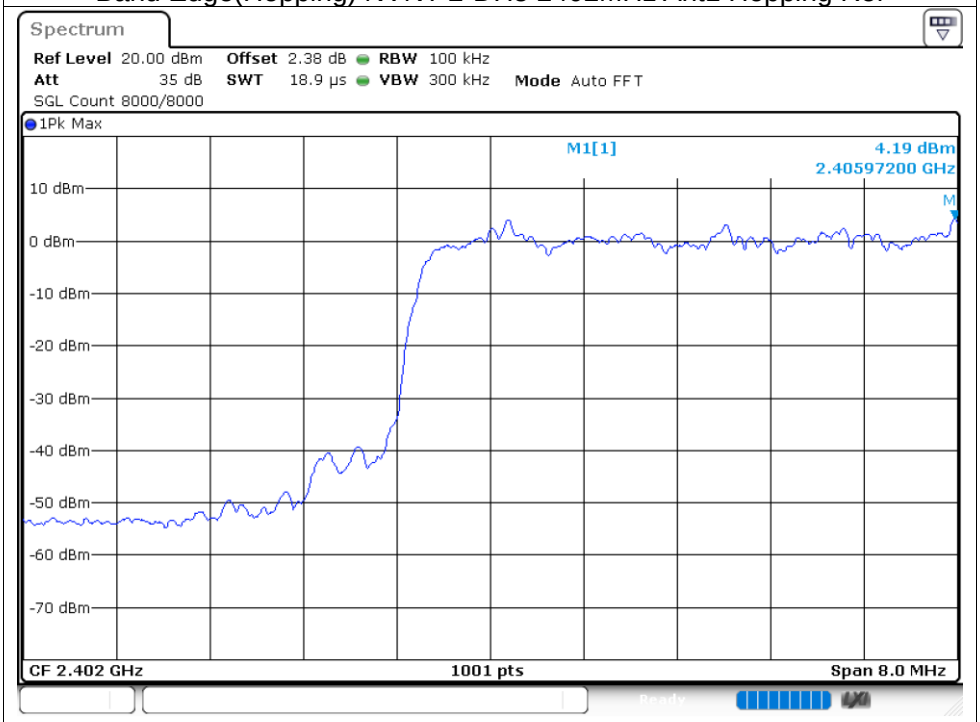

Band Edge(Hopping) NVNT 2-DH5 2402MHz Ant1 Hopping Emission

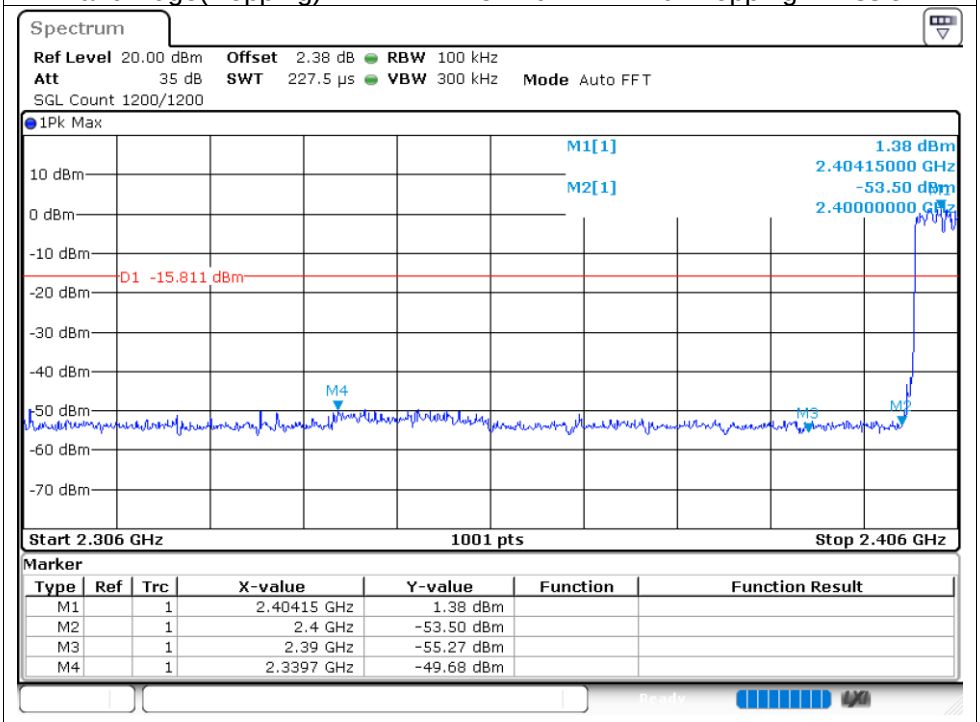

Marker

Type	Ref	Trc	X-value	Y-value	Function	Function Result
M1		1	2.40415 GHz	1.38 dBm		
M2		1	2.4 GHz	-53.50 dBm		
M3		1	2.39 GHz	-55.27 dBm		
M4		1	2.3397 GHz	-49.68 dBm		

Band Edge(Hopping) NVNT 2-DH5 2480MHz Ant1 Hopping Ref

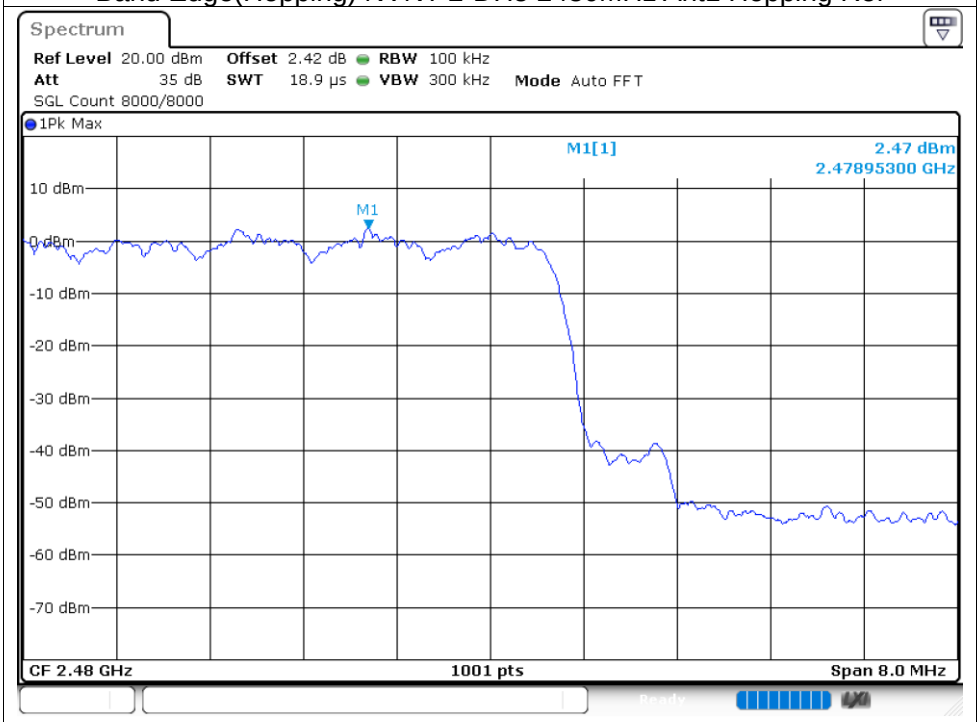

Band Edge(Hopping) NVNT 2-DH5 2480MHz Ant1 Hopping Emission

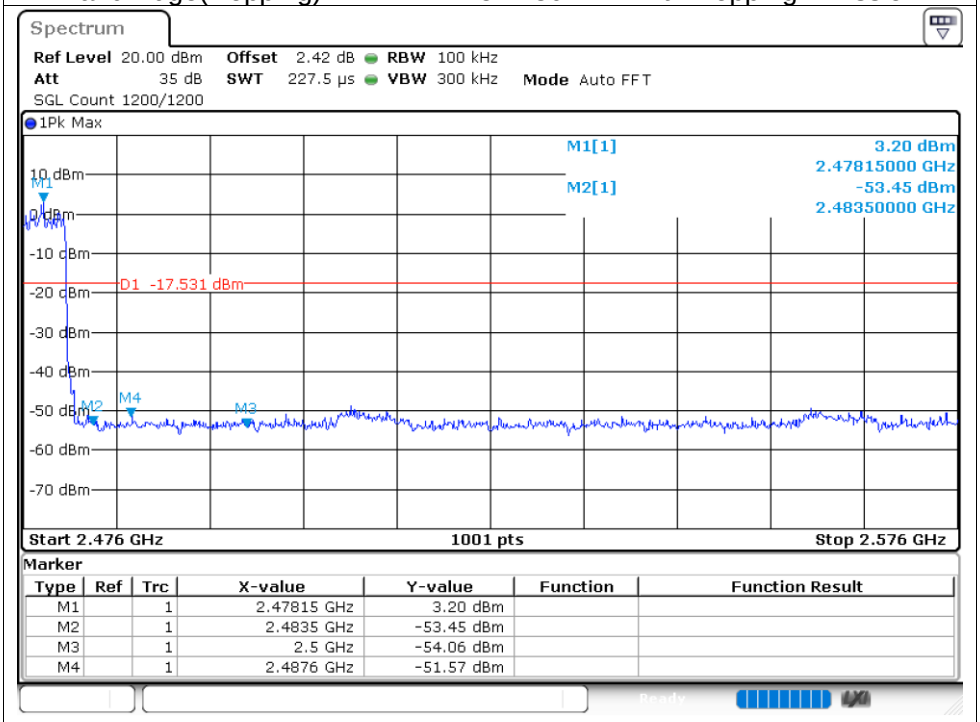

Marker

Type	Ref	Trc	X-value	Y-value	Function	Function Result
M1		1	2.47815 GHz	3.20 dBm		
M2		1	2.4835 GHz	-53.45 dBm		
M3		1	2.5 GHz	-54.06 dBm		
M4		1	2.4876 GHz	-51.57 dBm		

Band Edge(Hopping) NVNT 3-DH5 2402MHz Ant1 Hopping Ref

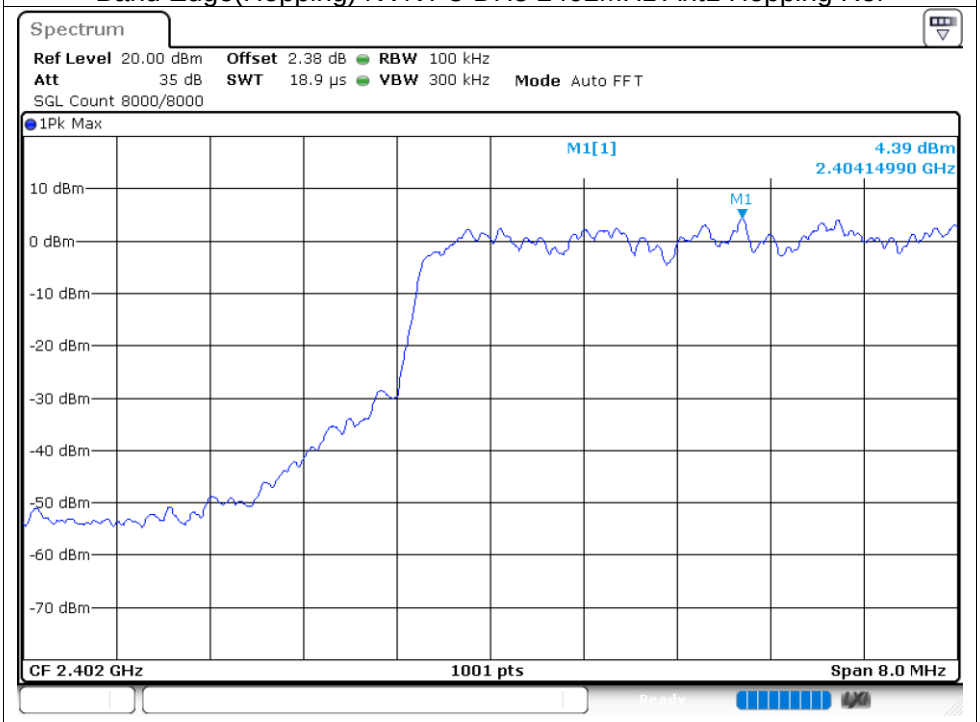

Band Edge(Hopping) NVNT 3-DH5 2402MHz Ant1 Hopping Emission

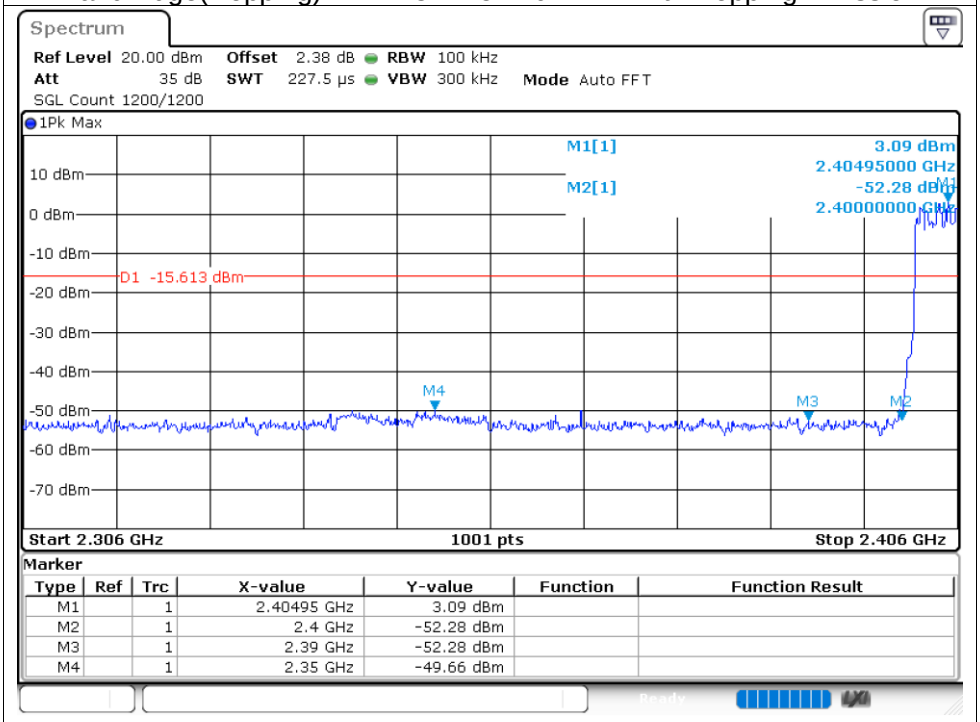

Marker

Type	Ref	Trc	X-value	Y-value	Function	Function Result
M1		1	2.40495 GHz	3.09 dBm		
M2		1	2.4 GHz	-52.28 dBm		
M3		1	2.39 GHz	-52.28 dBm		
M4		1	2.35 GHz	-49.66 dBm		

Band Edge(Hopping) NVNT 3-DH5 2480MHz Ant1 Hopping Ref

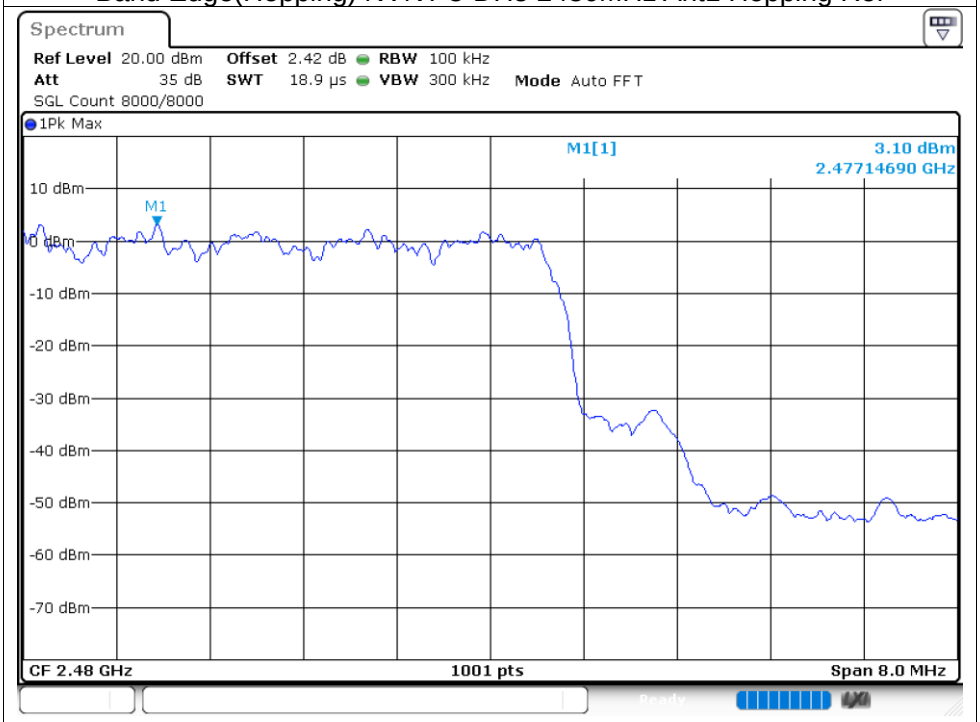

Band Edge(Hopping) NVNT 3-DH5 2480MHz Ant1 Hopping Emission

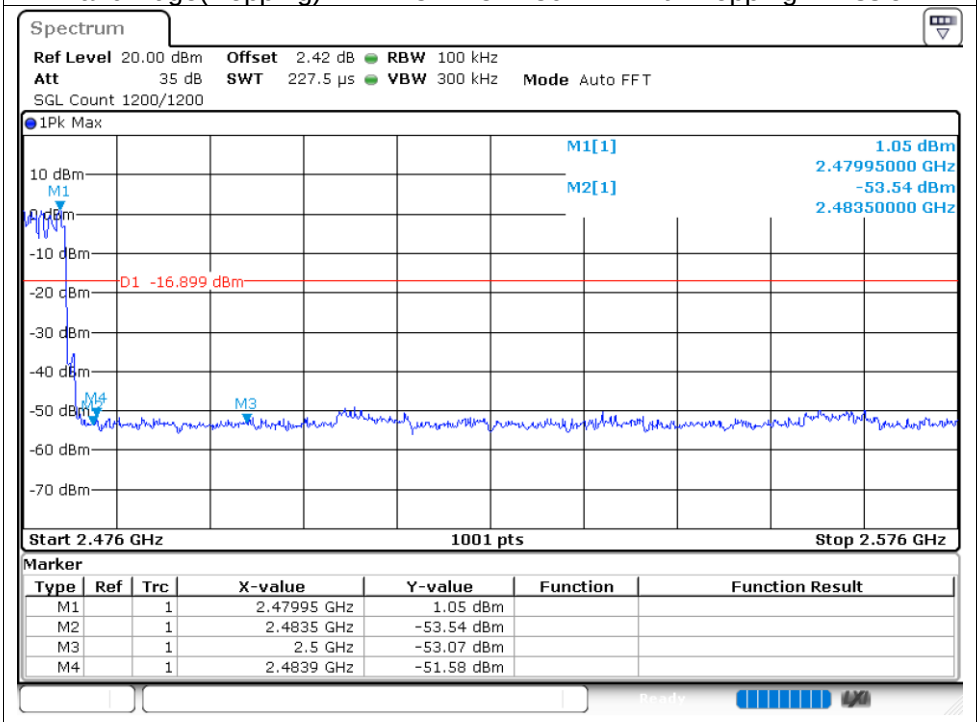

Marker

Type	Ref	Trc	X-value	Y-value	Function	Function Result
M1		1	2.47995 GHz	1.05 dBm		
M2		1	2.4835 GHz	-53.54 dBm		
M3		1	2.5 GHz	-53.07 dBm		
M4		1	2.4839 GHz	-51.58 dBm		

8.9 CONDUCTED RF SPURIOUS EMISSION

Condition	Mode	Frequency (MHz)	Antenna	Max Value (dBc)	Limit (dBc)	Verdict
NVNT	1-DH5	2402	Ant1	-55.26	-20	Pass
NVNT	1-DH5	2441	Ant1	-54.99	-20	Pass
NVNT	1-DH5	2480	Ant1	-54.16	-20	Pass
NVNT	2-DH5	2402	Ant1	-54.35	-20	Pass
NVNT	2-DH5	2441	Ant1	-55.06	-20	Pass
NVNT	2-DH5	2480	Ant1	-53.2	-20	Pass
NVNT	3-DH5	2402	Ant1	-53.24	-20	Pass
NVNT	3-DH5	2441	Ant1	-53.76	-20	Pass
NVNT	3-DH5	2480	Ant1	-47.11	-20	Pass

Test Graphs

Tx. Spurious NVNT 1-DH5 2402MHz Ant1 Ref

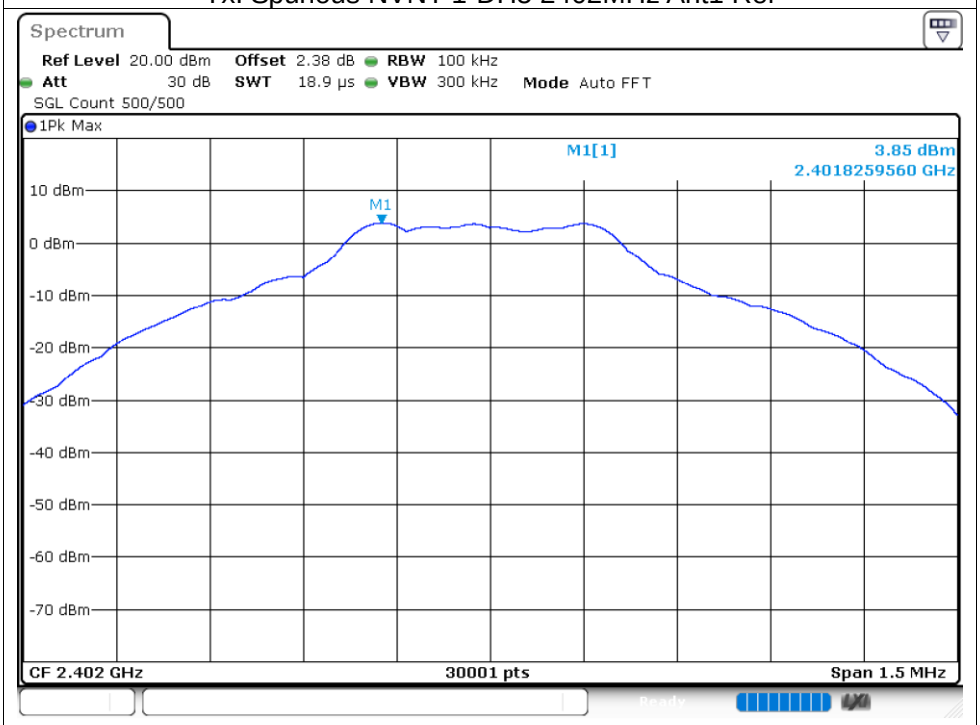

Tx. Spurious NVNT 1-DH5 2402MHz Ant1 Emission

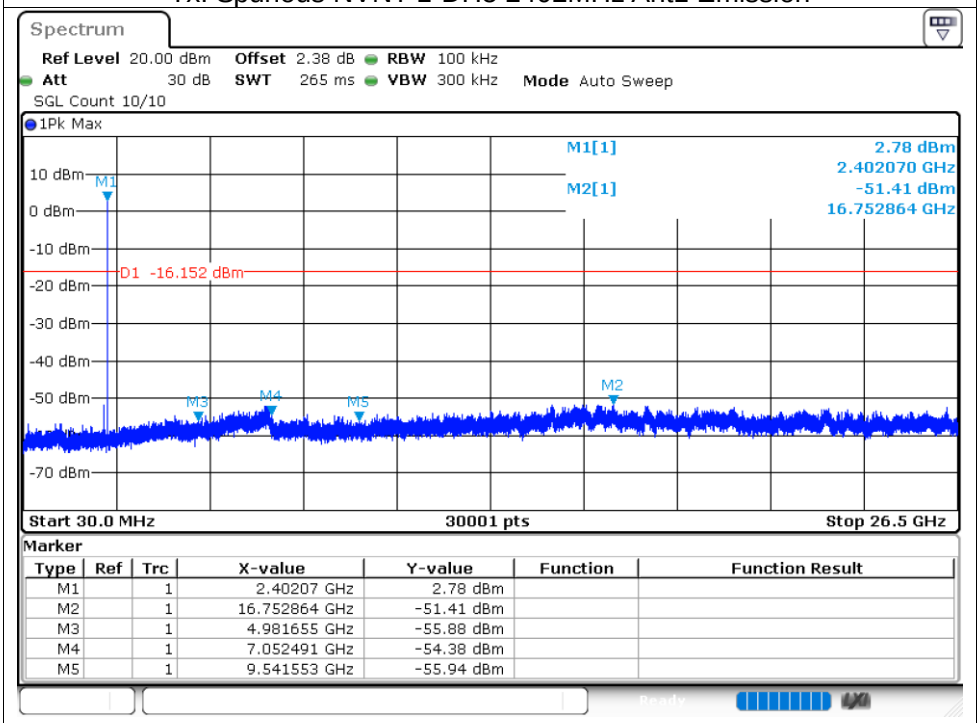

Marker

Type	Ref	Trc	X-value	Y-value	Function	Function Result
M1		1	2.40207 GHz	2.78 dBm		
M2		1	16.752864 GHz	-51.41 dBm		
M3		1	4.981655 GHz	-55.88 dBm		
M4		1	7.052491 GHz	-54.38 dBm		
M5		1	9.541553 GHz	-55.94 dBm		

Tx. Spurious NVNT 1-DH5 2441MHz Ant1 Ref

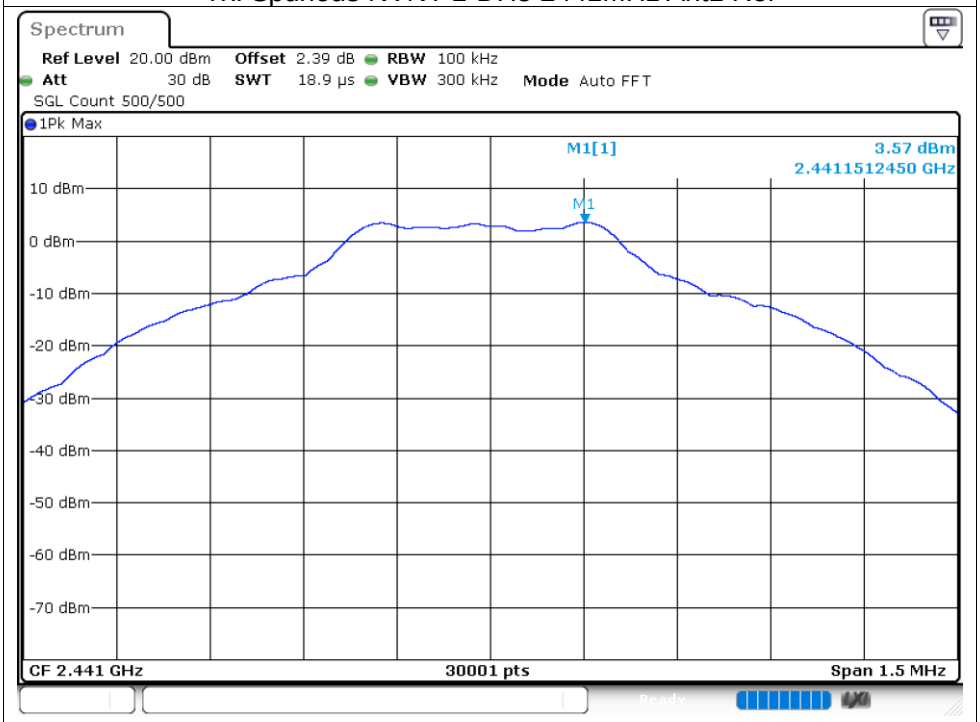

Tx. Spurious NVNT 1-DH5 2441MHz Ant1 Emission

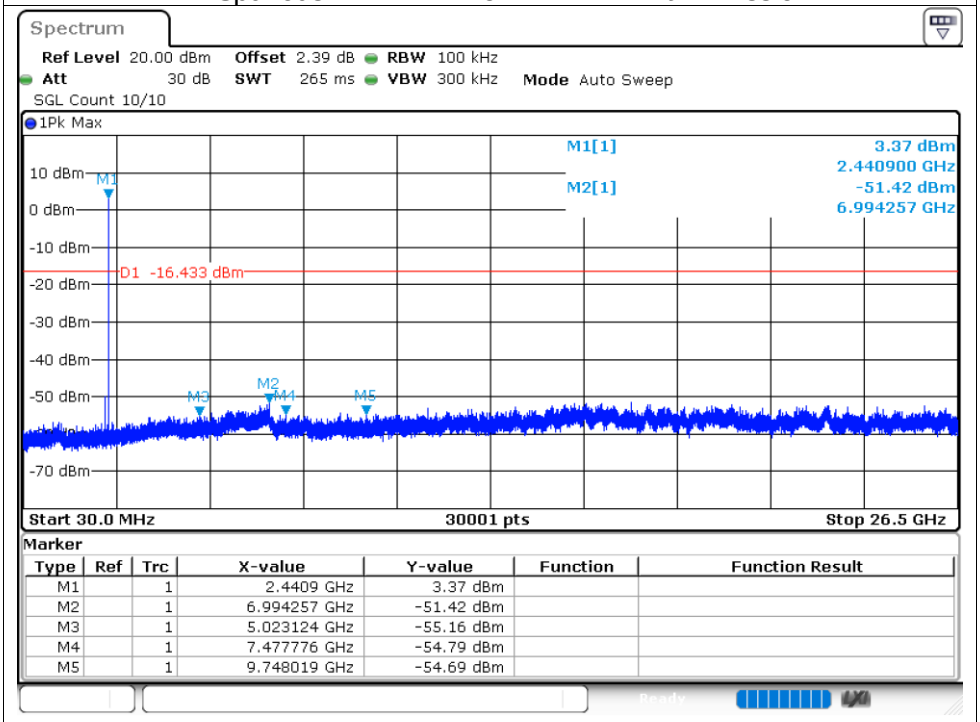

Marker

Type	Ref	Trc	X-value	Y-value	Function	Function Result
M1		1	2.4409 GHz	3.37 dBm		
M2		1	6.994257 GHz	-51.42 dBm		
M3		1	5.023124 GHz	-55.16 dBm		
M4		1	7.477776 GHz	-54.79 dBm		
M5		1	9.748019 GHz	-54.69 dBm		

Tx. Spurious NVNT 1-DH5 2480MHz Ant1 Ref

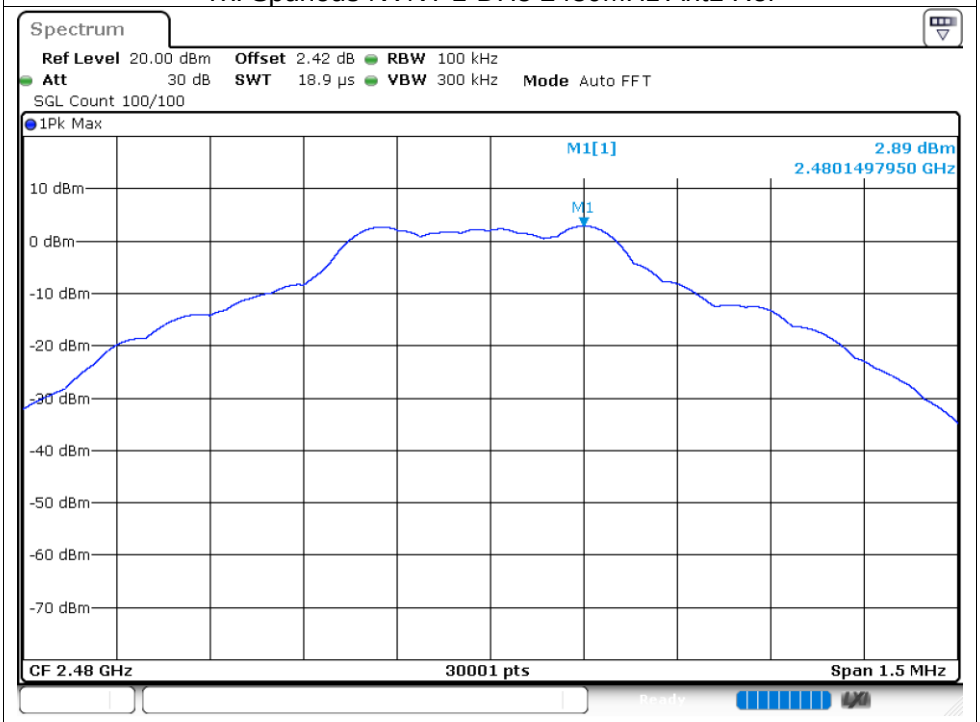

Tx. Spurious NVNT 1-DH5 2480MHz Ant1 Emission

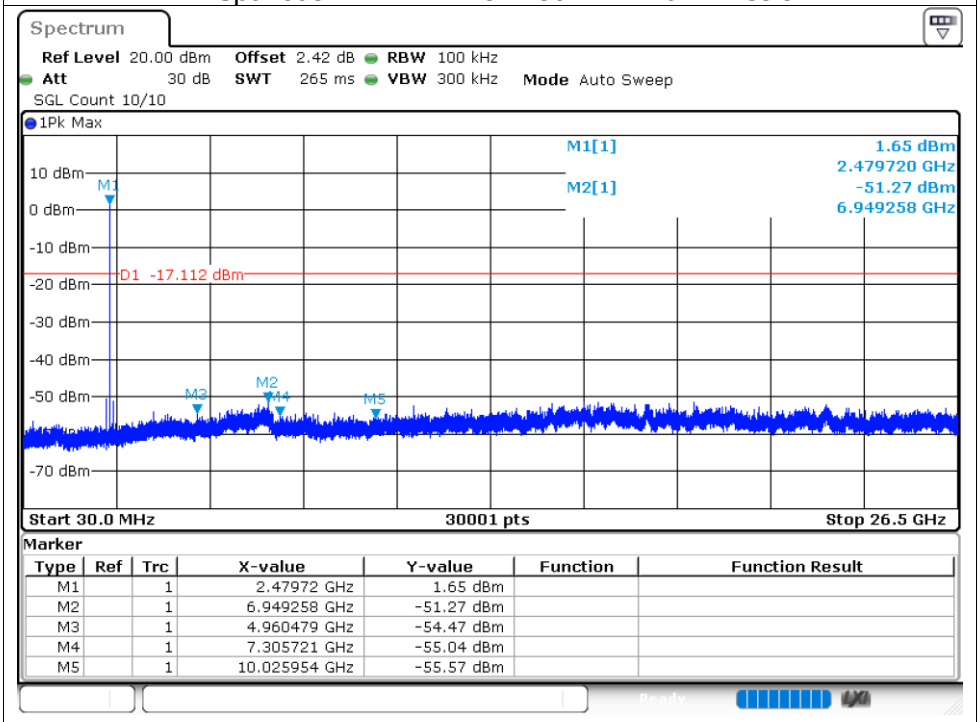

Marker

Type	Ref	Trc	X-value	Y-value	Function	Function Result
M1		1	2.47972 GHz	1.65 dBm		
M2		1	6.949258 GHz	-51.27 dBm		
M3		1	4.960479 GHz	-54.47 dBm		
M4		1	7.305721 GHz	-55.04 dBm		
M5		1	10.025954 GHz	-55.57 dBm		

Tx. Spurious NVNT 2-DH5 2402MHz Ant1 Ref

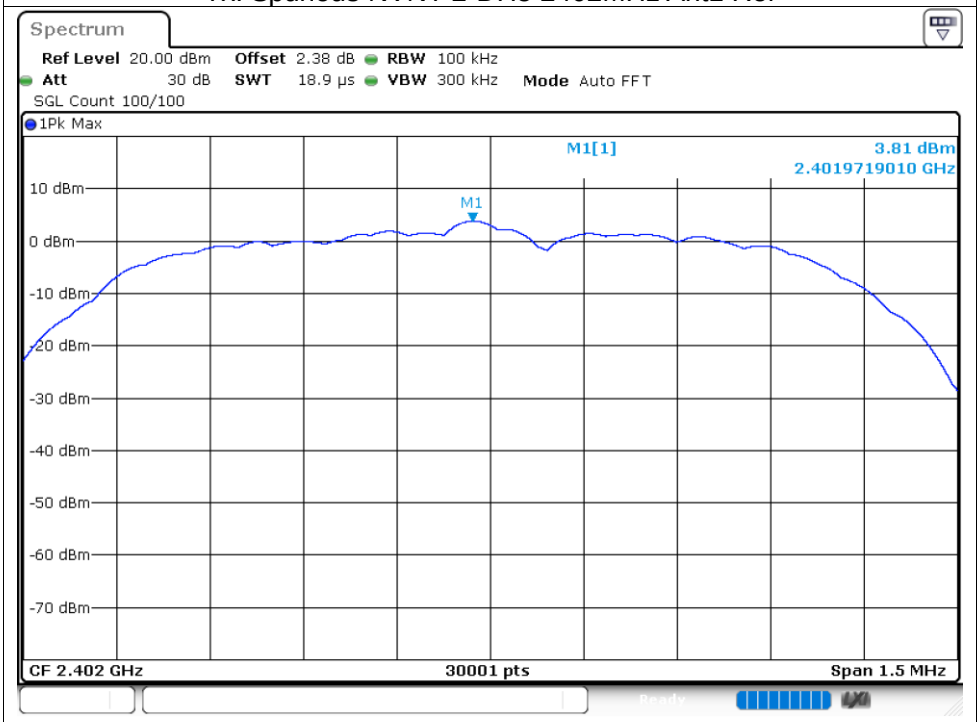

Tx. Spurious NVNT 2-DH5 2402MHz Ant1 Emission

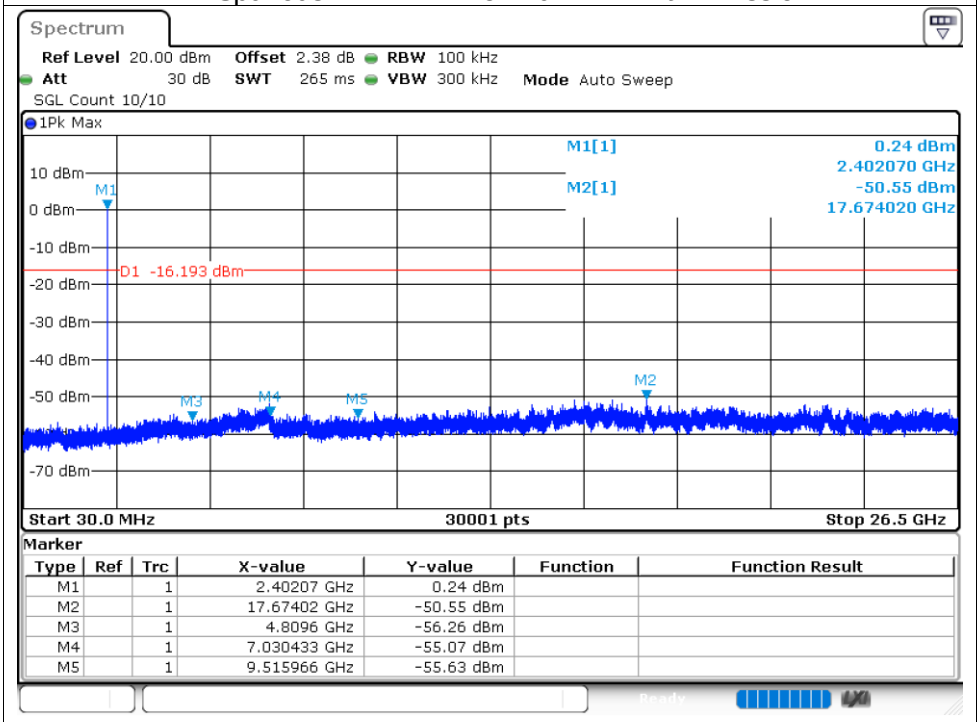

Marker

Type	Ref	Trc	X-value	Y-value	Function	Function Result
M1		1	2.40207 GHz	0.24 dBm		
M2		1	17.67402 GHz	-50.55 dBm		
M3		1	4.8096 GHz	-56.26 dBm		
M4		1	7.030433 GHz	-55.07 dBm		
M5		1	9.515966 GHz	-55.63 dBm		

Tx. Spurious NVNT 2-DH5 2441MHz Ant1 Ref

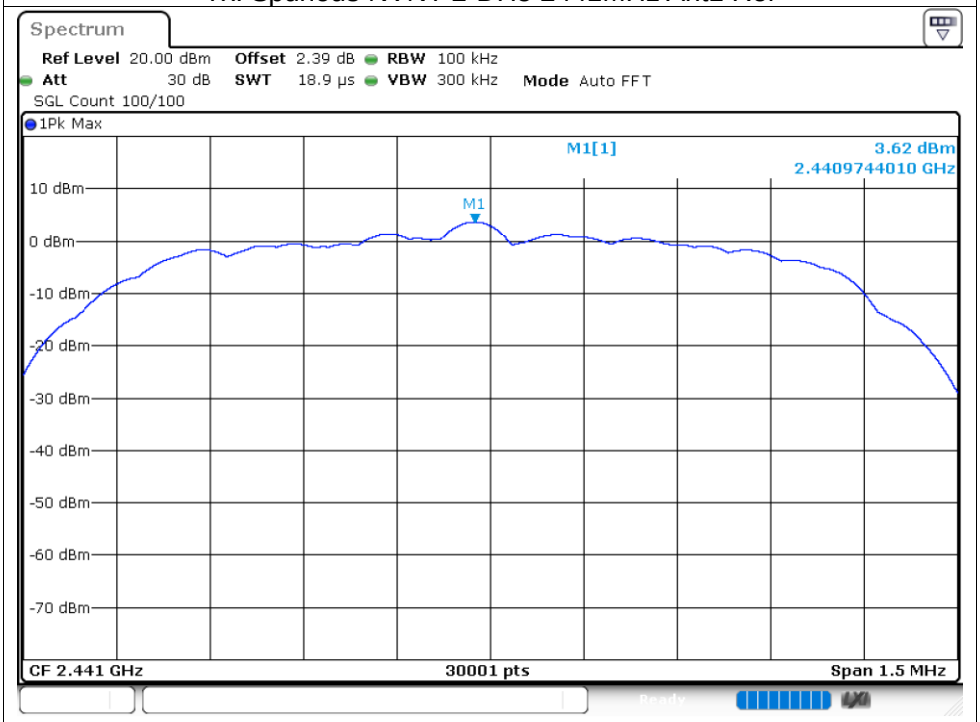

Tx. Spurious NVNT 2-DH5 2441MHz Ant1 Emission

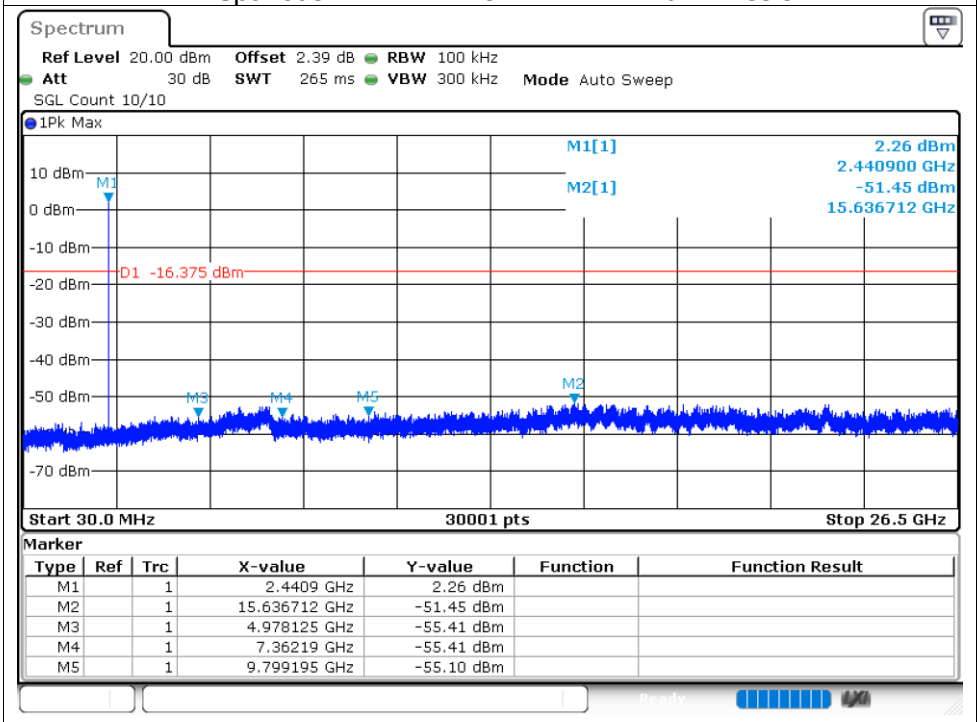

Marker

Type	Ref	Trc	X-value	Y-value	Function	Function Result
M1		1	2.4409 GHz	2.26 dBm		
M2		1	15.636712 GHz	-51.45 dBm		
M3		1	4.978125 GHz	-55.41 dBm		
M4		1	7.36219 GHz	-55.41 dBm		
M5		1	9.799195 GHz	-55.10 dBm		

Tx. Spurious NVNT 2-DH5 2480MHz Ant1 Ref

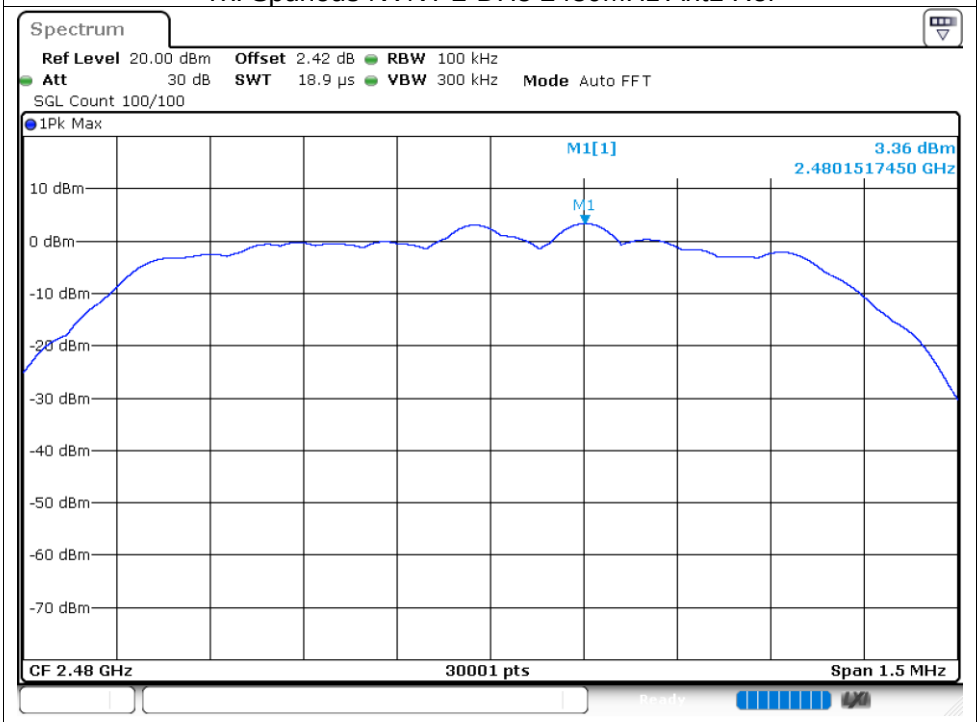

Tx. Spurious NVNT 2-DH5 2480MHz Ant1 Emission

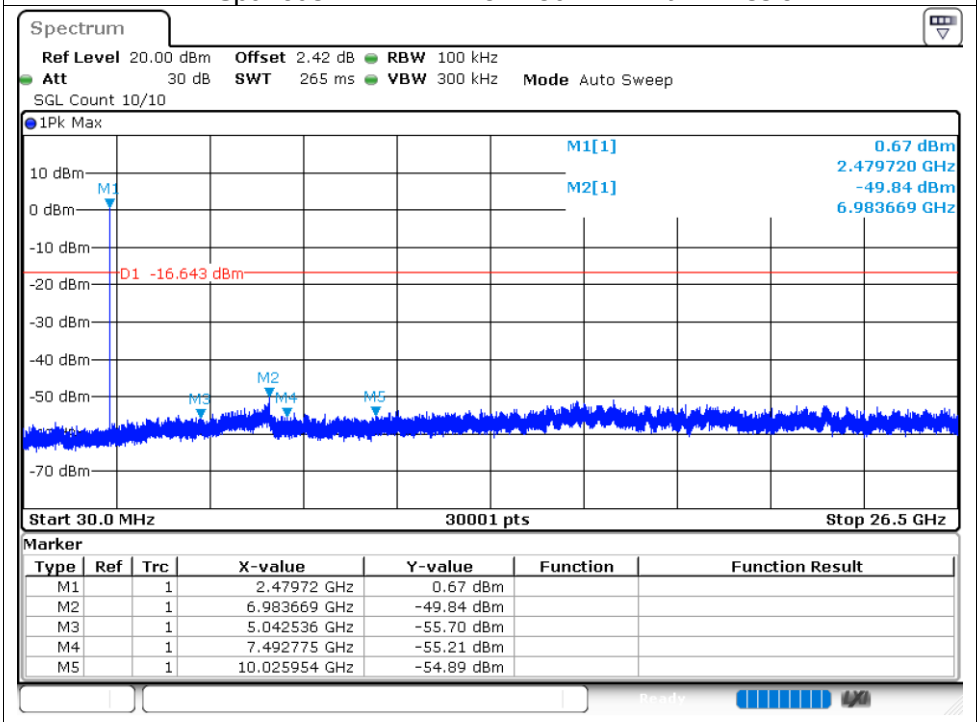

Marker

Type	Ref	Trc	X-value	Y-value	Function	Function Result
M1		1	2.47972 GHz	0.67 dBm		
M2		1	6.983669 GHz	-49.84 dBm		
M3		1	5.042536 GHz	-55.70 dBm		
M4		1	7.492775 GHz	-55.21 dBm		
M5		1	10.025954 GHz	-54.89 dBm		

Tx. Spurious NVNT 3-DH5 2402MHz Ant1 Ref

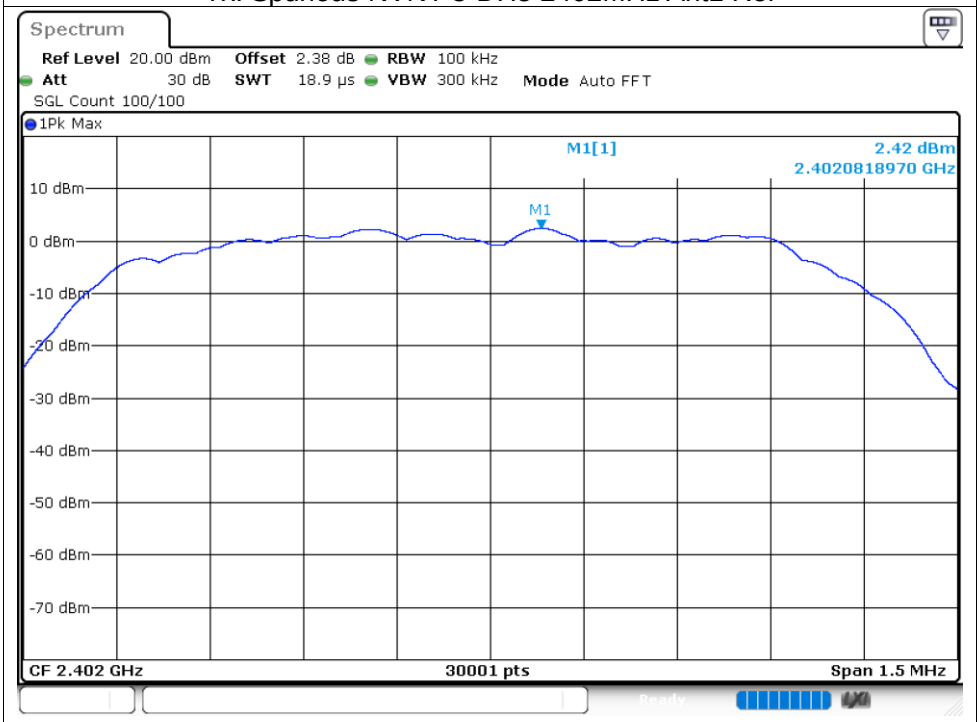

Tx. Spurious NVNT 3-DH5 2402MHz Ant1 Emission

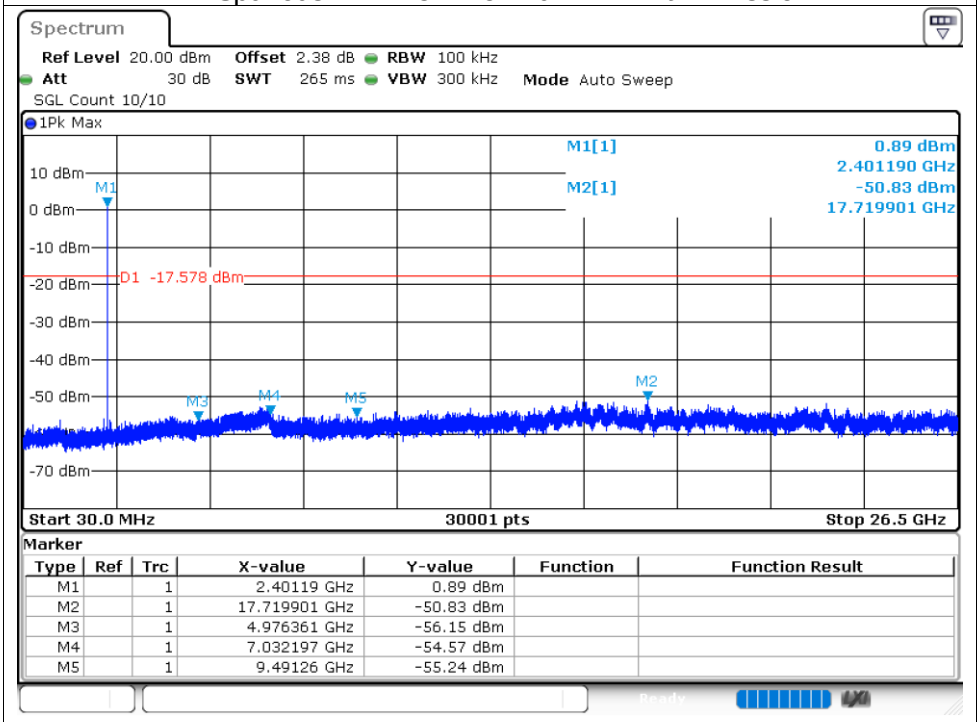

Marker

Type	Ref	Trc	X-value	Y-value	Function	Function Result
M1		1	2.40119 GHz	0.89 dBm		
M2		1	17.719901 GHz	-50.83 dBm		
M3		1	4.976361 GHz	-56.15 dBm		
M4		1	7.032197 GHz	-54.57 dBm		
M5		1	9.49126 GHz	-55.24 dBm		

Tx. Spurious NVNT 3-DH5 2441MHz Ant1 Ref

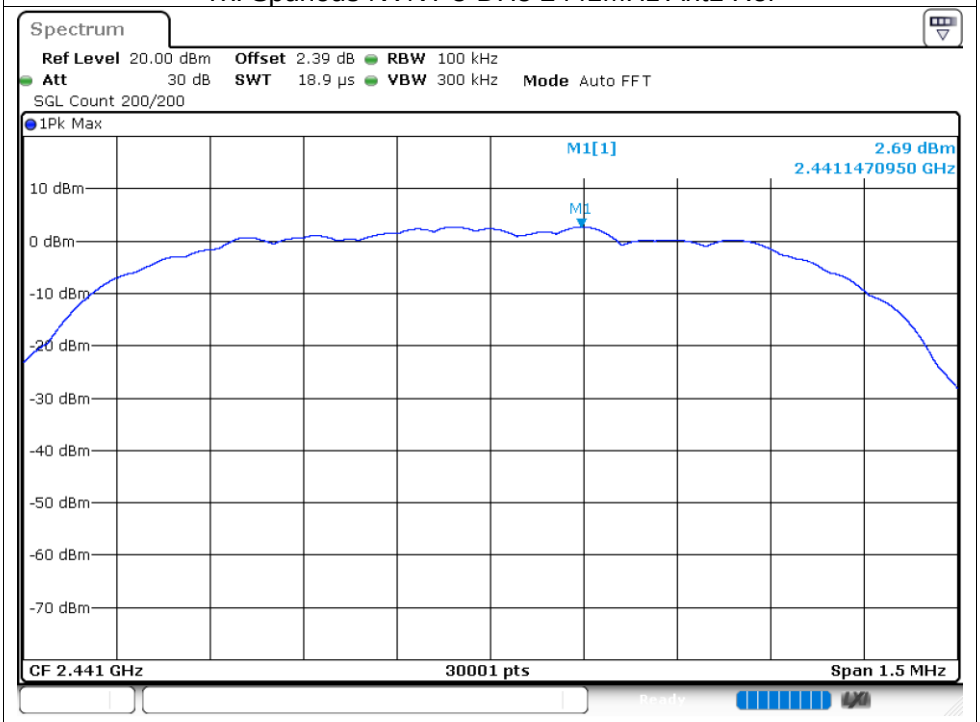

Tx. Spurious NVNT 3-DH5 2441MHz Ant1 Emission

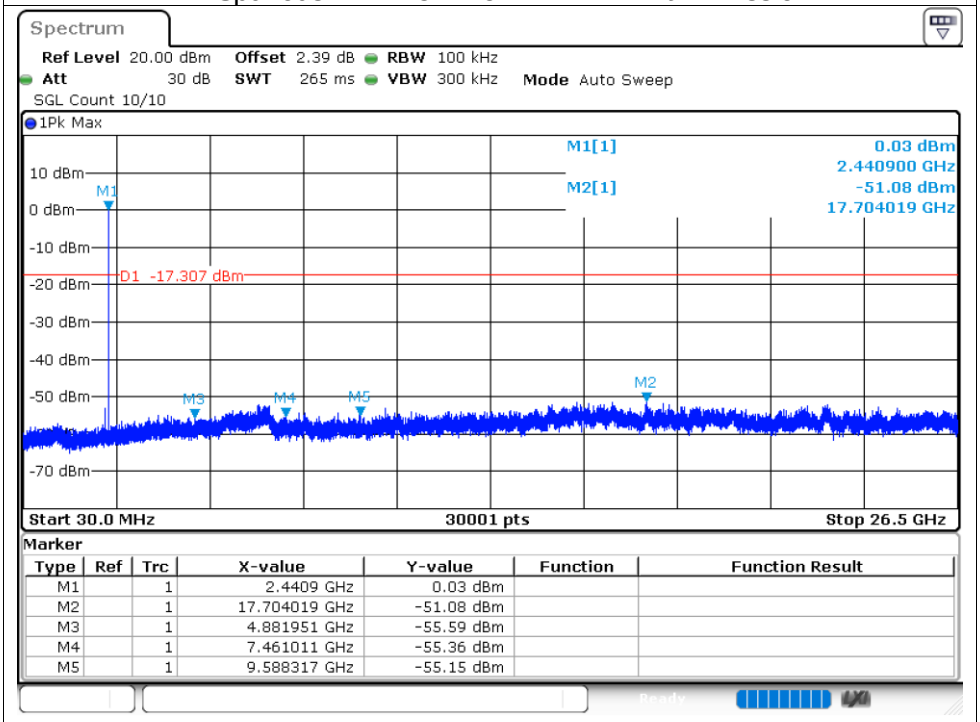

Marker

Type	Ref	Trc	X-value	Y-value	Function	Function Result
M1		1	2.4409 GHz	0.03 dBm		
M2		1	17.704019 GHz	-51.08 dBm		
M3		1	4.881951 GHz	-55.59 dBm		
M4		1	7.461011 GHz	-55.36 dBm		
M5		1	9.588317 GHz	-55.15 dBm		

Tx. Spurious NVNT 3-DH5 2480MHz Ant1 Ref

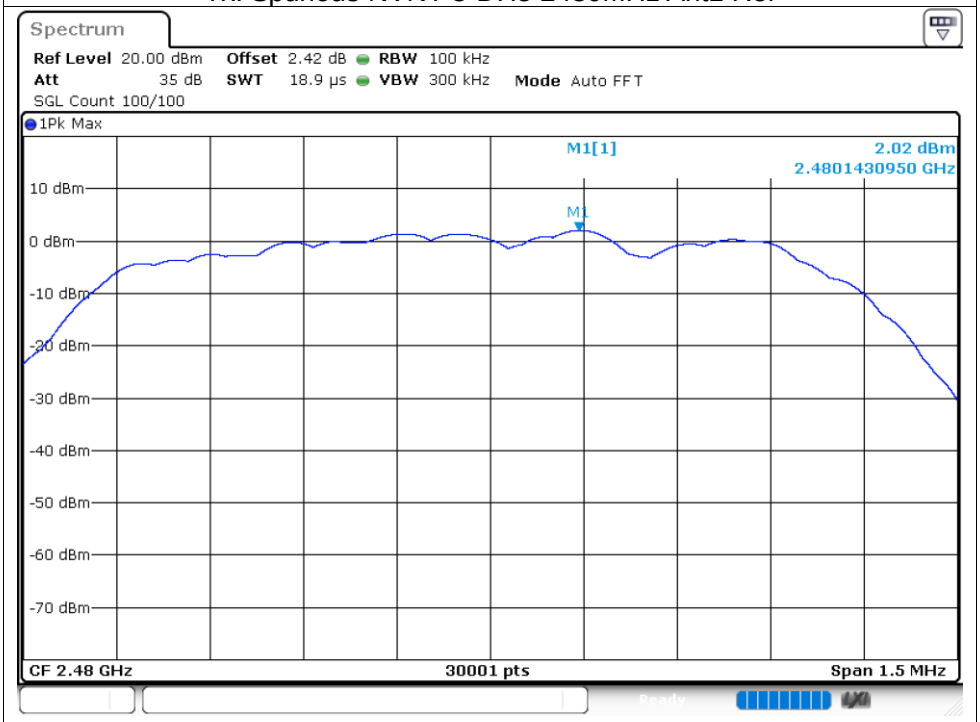

Tx. Spurious NVNT 3-DH5 2480MHz Ant1 Emission

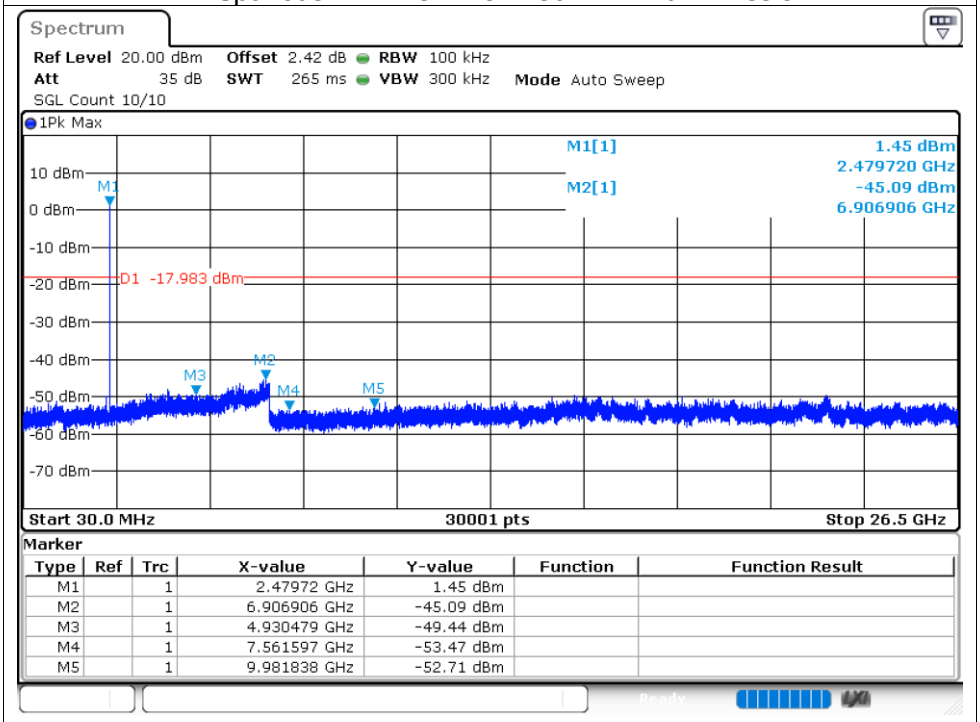

Marker

Type	Ref	Trc	X-value	Y-value	Function	Function Result
M1		1	2.47972 GHz	1.45 dBm		
M2		1	6.906906 GHz	-45.09 dBm		
M3		1	4.930479 GHz	-49.44 dBm		
M4		1	7.561597 GHz	-53.47 dBm		
M5		1	9.981838 GHz	-52.71 dBm		

END OF REPORT