WCDMA Band V (RMC 12.2Kbps)	WCDMA Band II (RMC 12.2Kbps)
Lowest Channel	**Lowest Channel**
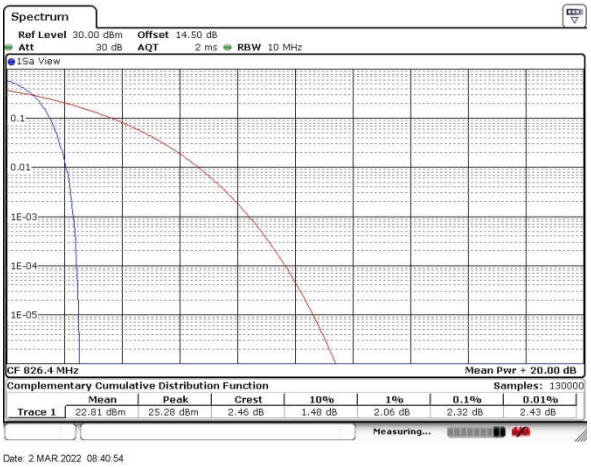	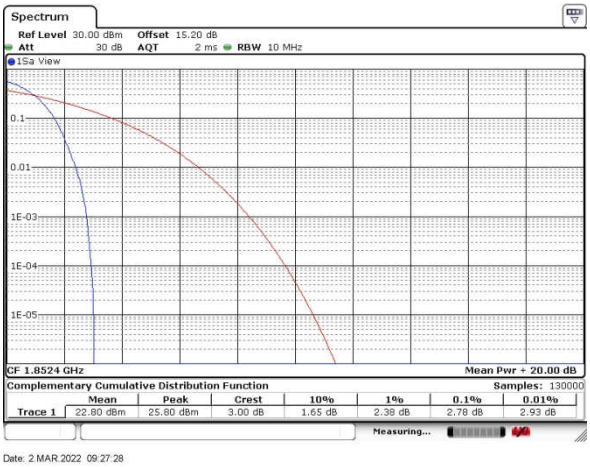
Middle Channel	**Middle Channel**
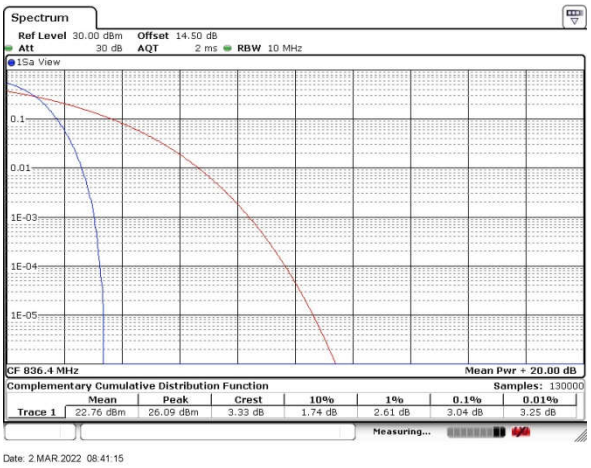	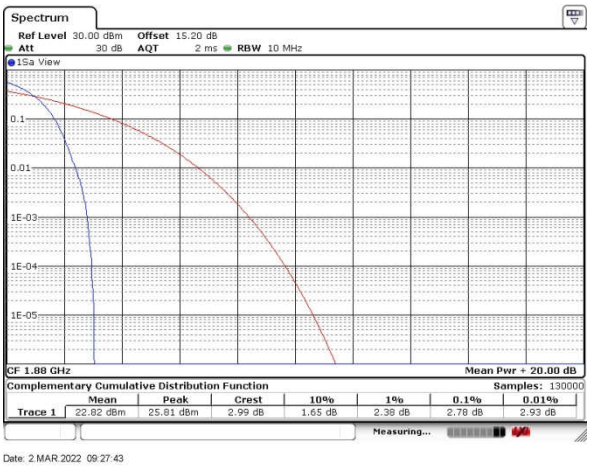
Highest Channel	**Highest Channel**
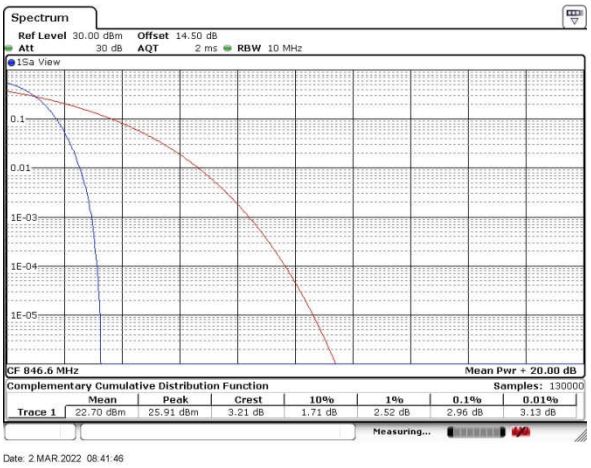	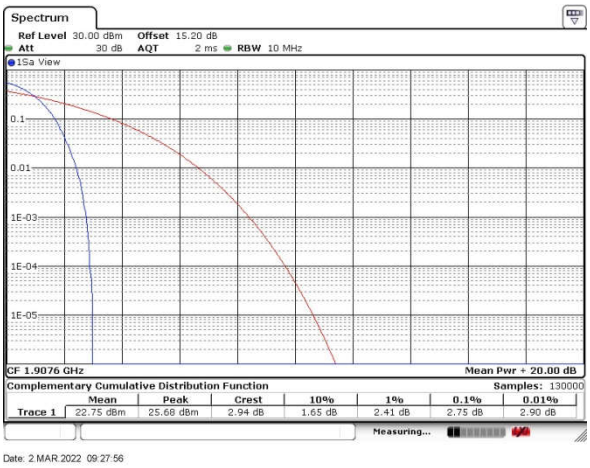

WCDMA Band IV (RMC 12.2Kbps)

Lowest Channel

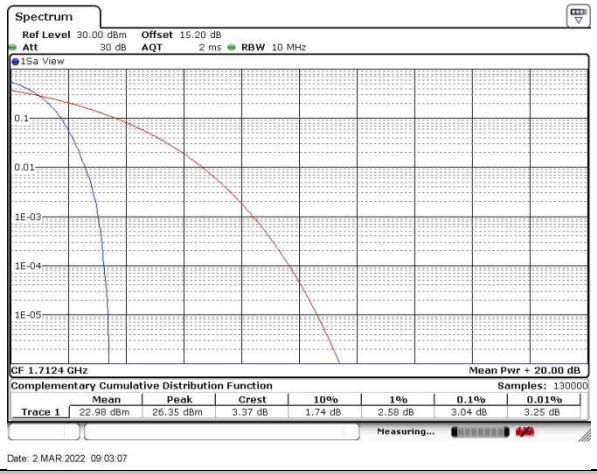

Middle Channel

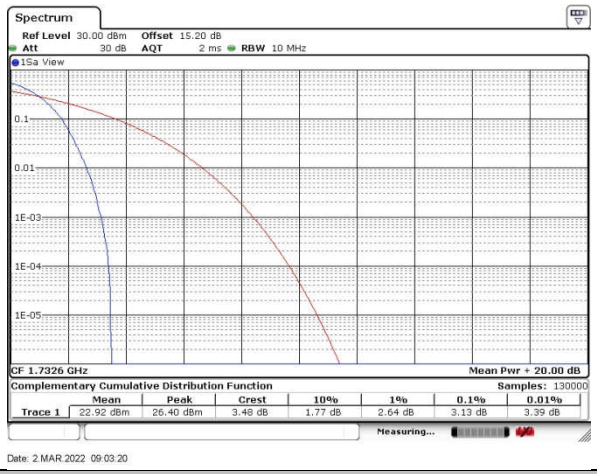

Highest Channel

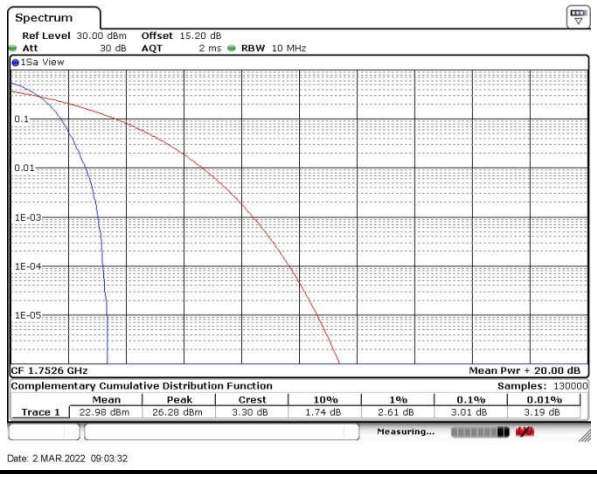

26dB Bandwidth

Mode	WCDMA Band V(MHz)	WCDMA Band II(MHz)	WCDMA Band IV(MHz)
Mod.	RMC 12.2Kbps	RMC 12.2Kbps	RMC 12.2Kbps
Lowest CH	4.77	4.73	4.73
Middle CH	4.71	4.74	4.71
Highest CH	4.74	4.74	4.73

WCDMA Band V (RMC 12.2Kbps)

Lowest Channel

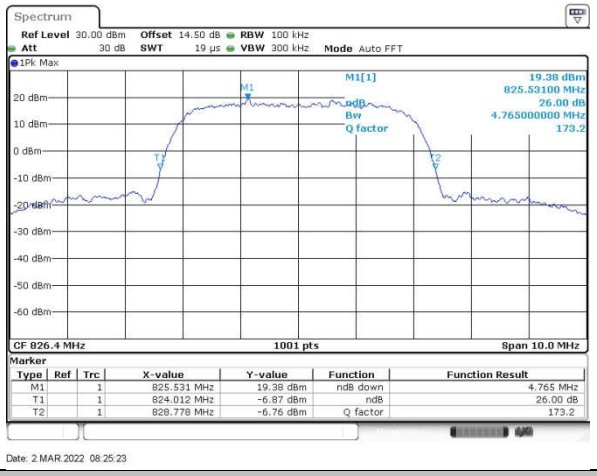

Middle Channl

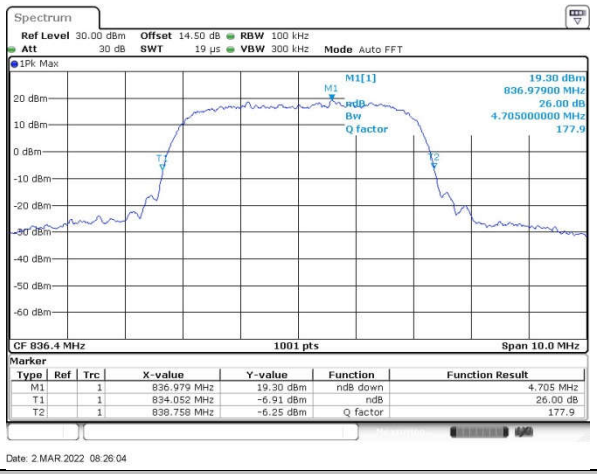

Highest Channel

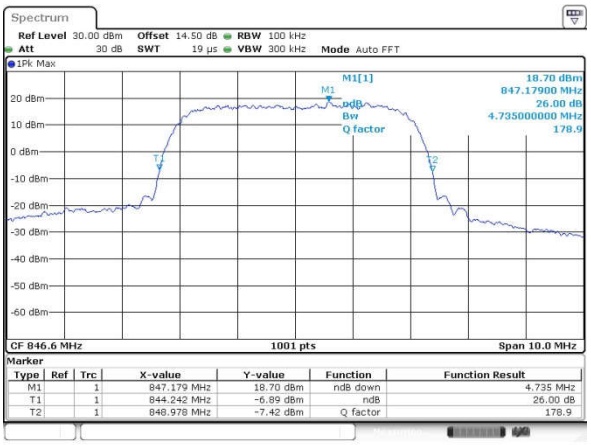

WCDMA Band II (RMC 12.2Kbps)

Lowest Channel

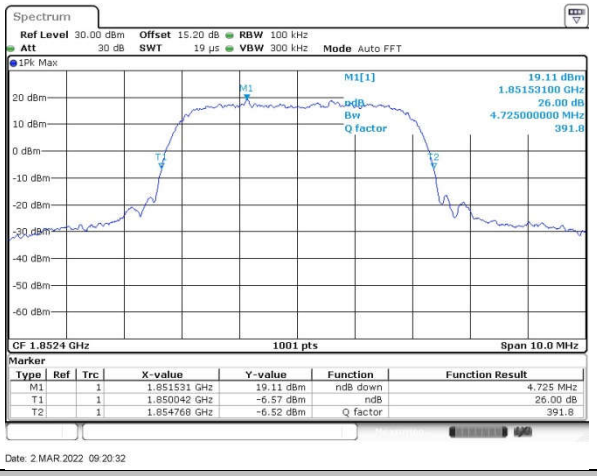

Middle Channel

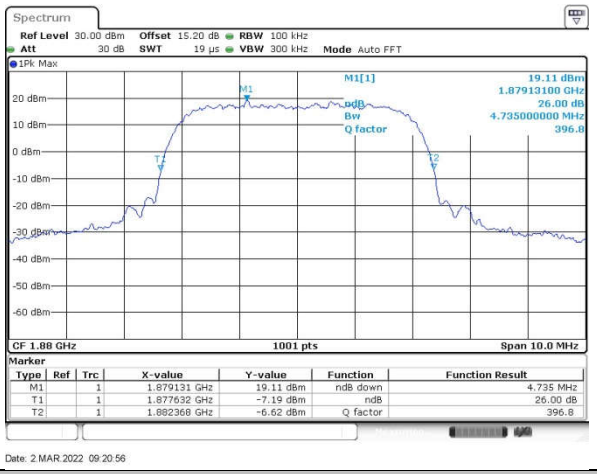

Highest Channel

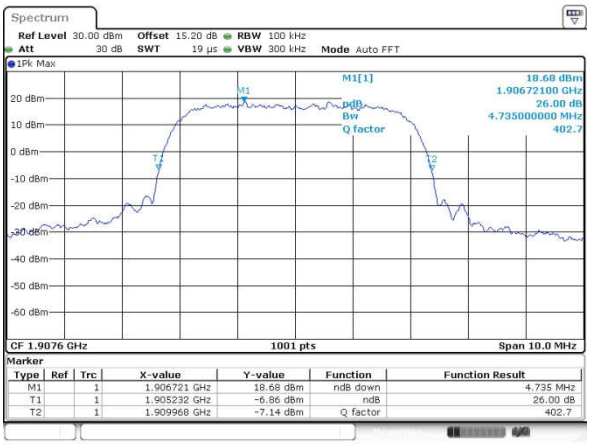

WCDMA Band IV (RMC 12.2Kbps)

Lowest Channel

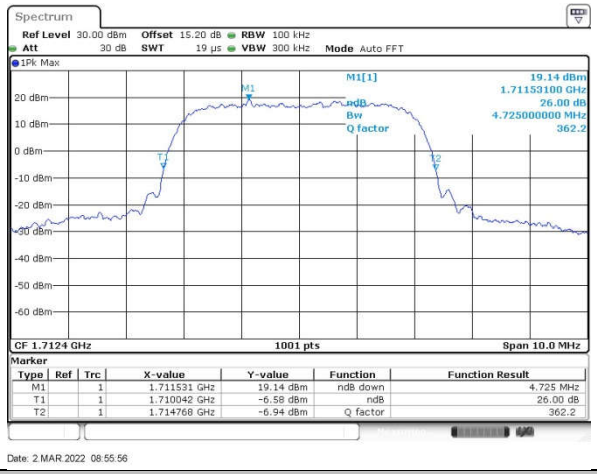

Middle Channel

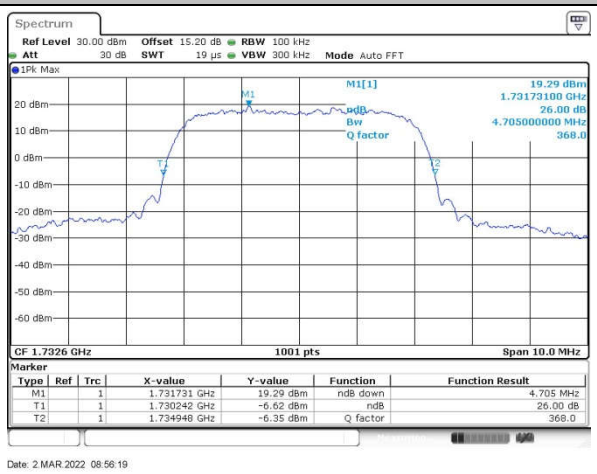

Highest Channel

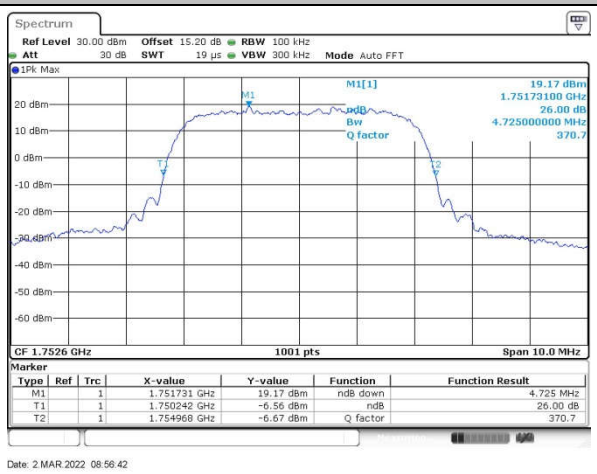

Occupied Bandwidth

Mode	WCDMA Band V(MHz)	WCDMA Band II(MHz)	WCDMA Band IV(MHz)
Mod.	RMC 12.2Kbps	RMC 12.2Kbps	RMC 12.2Kbps
Lowest CH	4.16	4.15	4.14
Middle CH	4.14	4.15	4.15
Highest CH	4.15	4.15	4.15

WCDMA Band V (RMC 12.2Kbps)	WCDMA Band II (RMC 12.2Kbps)
Lowest Channel	**Lowest Channel**
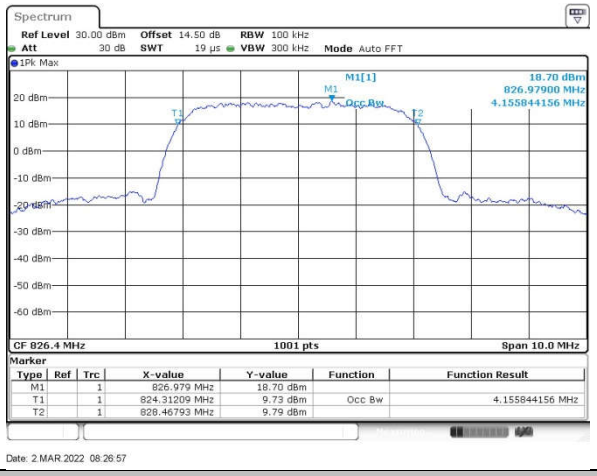	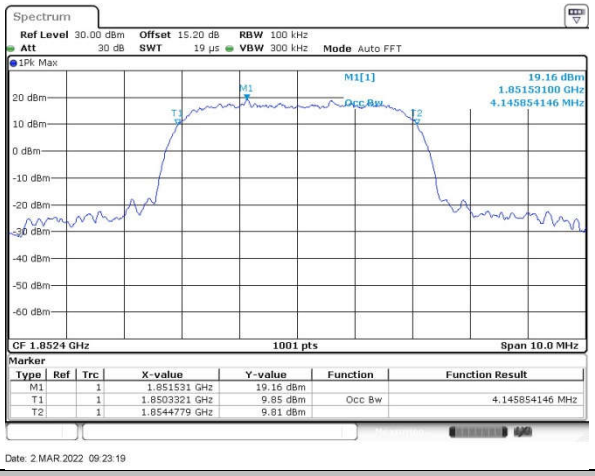
Middle Channel	**Middle Channel**
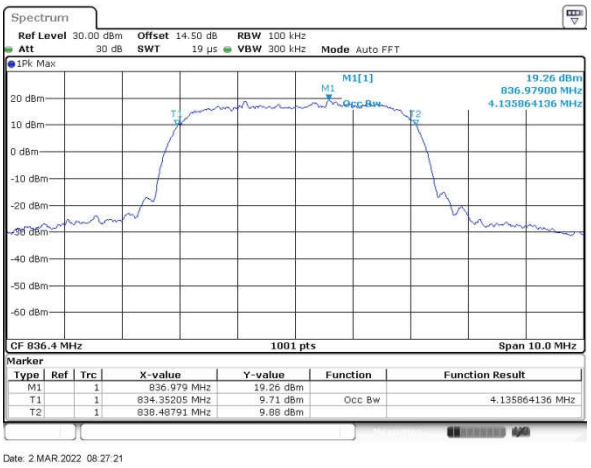	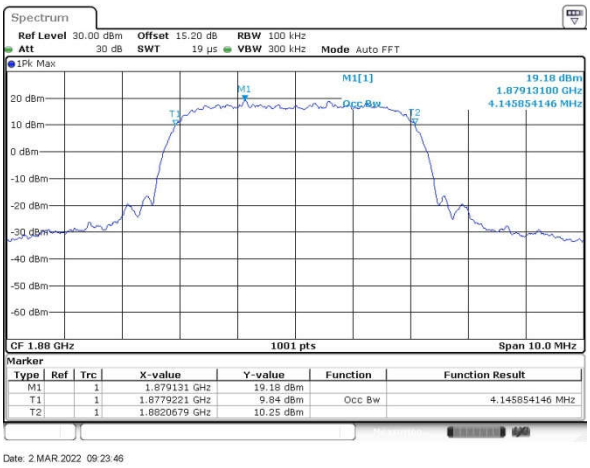
Highest Channel	**Highest Channel**
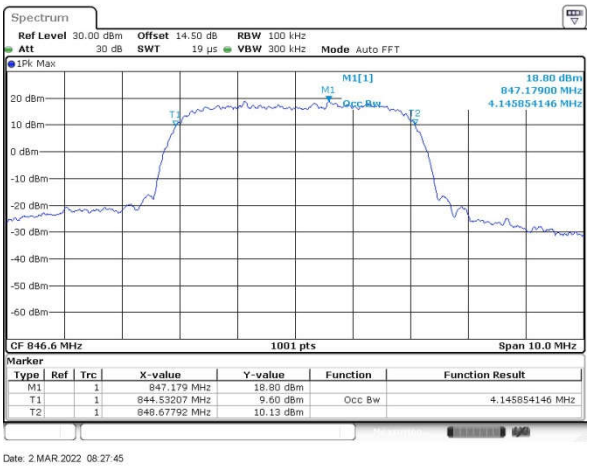	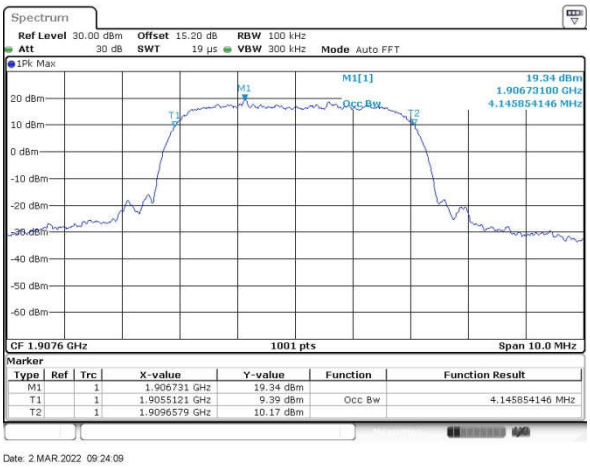

WCDMA Band IV (RMC 12.2Kbps)

Lowest Channel

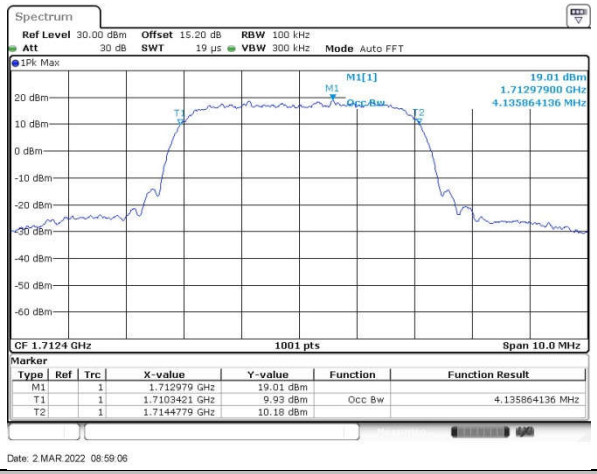

Middle Channel

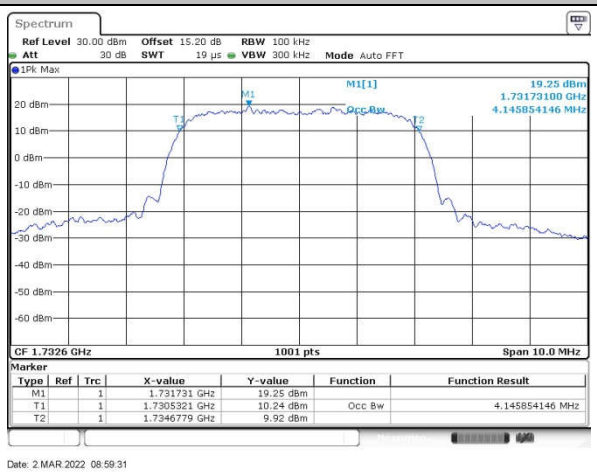

Highest Channel

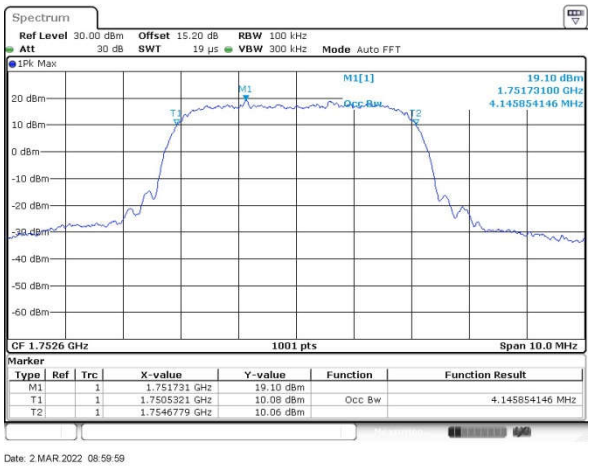

Conducted Band Edge

WCDMA Band V (RMC 12.2Kbps)

Lowest Band Edge

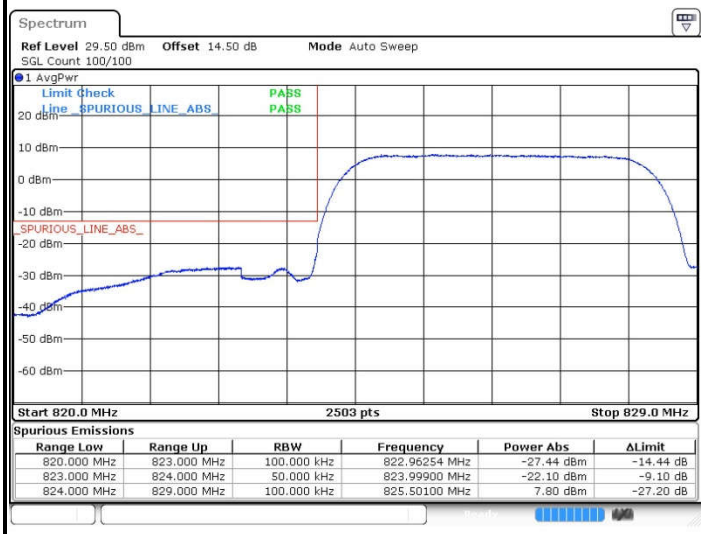

Spurious Emissions

Range Low	Range Up	RBW	Frequency	Power Abs	ΔLimit
820.000 MHz	823.000 MHz	100.000 kHz	822.96254 MHz	-27.44 dBm	-14.44 dB
823.000 MHz	824.000 MHz	50.000 kHz	823.99900 MHz	-22.10 dBm	-9.10 dB
824.000 MHz	829.000 MHz	100.000 kHz	825.50100 MHz	7.80 dBm	-27.20 dB

Date: 2.MAR.2022 08:29:06

Highest Band Edge

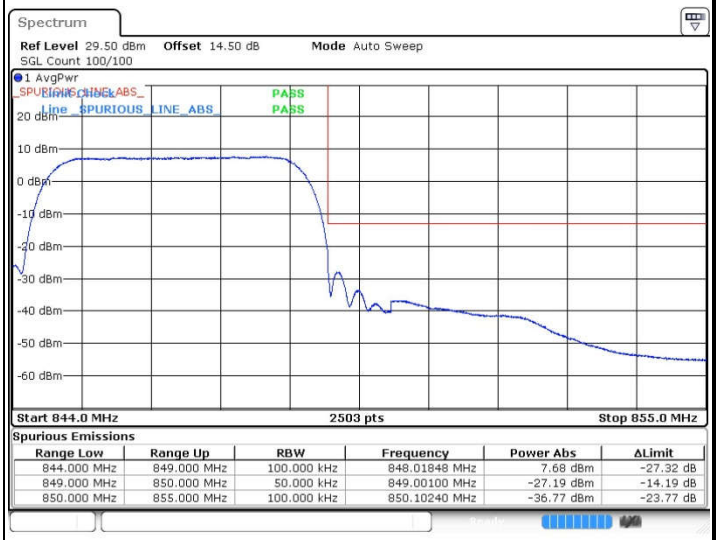

Spurious Emissions

Range Low	Range Up	RBW	Frequency	Power Abs	ΔLimit
844.000 MHz	849.000 MHz	100.000 kHz	848.01848 MHz	7.68 dBm	-27.32 dB
849.000 MHz	850.000 MHz	50.000 kHz	849.00100 MHz	-27.19 dBm	-14.19 dB
850.000 MHz	855.000 MHz	100.000 kHz	850.10240 MHz	-36.77 dBm	-23.77 dB

Date: 2.MAR.2022 08:40:30

WCDMA Band II (RMC 12.2Kbps)

Lowest Band Edge

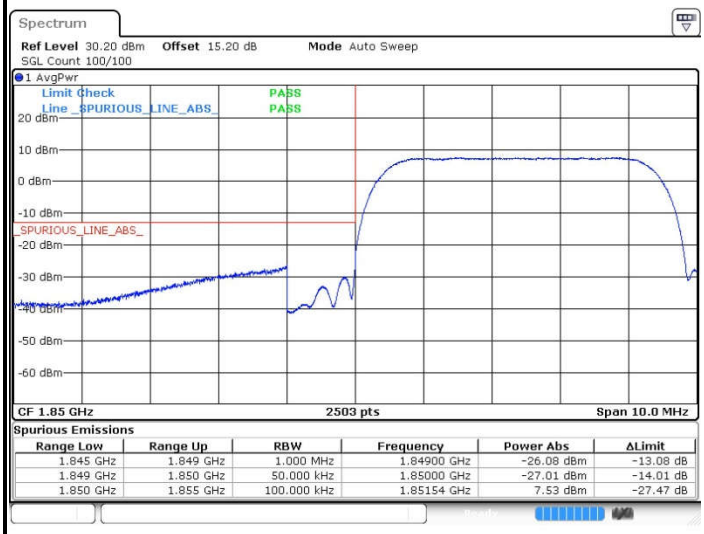

Spurious Emissions

Range Low	Range Up	RBW	Frequency	Power Abs	ΔLimit
1.845 GHz	1.849 GHz	1.000 MHz	1.84900 GHz	-26.08 dBm	-13.08 dB
1.849 GHz	1.850 GHz	50.000 kHz	1.85000 GHz	-27.01 dBm	-14.01 dB
1.850 GHz	1.855 GHz	100.000 kHz	1.85154 GHz	7.53 dBm	-27.47 dB

Date: 2.MAR.2022 09:25:30

Highest Band Edge

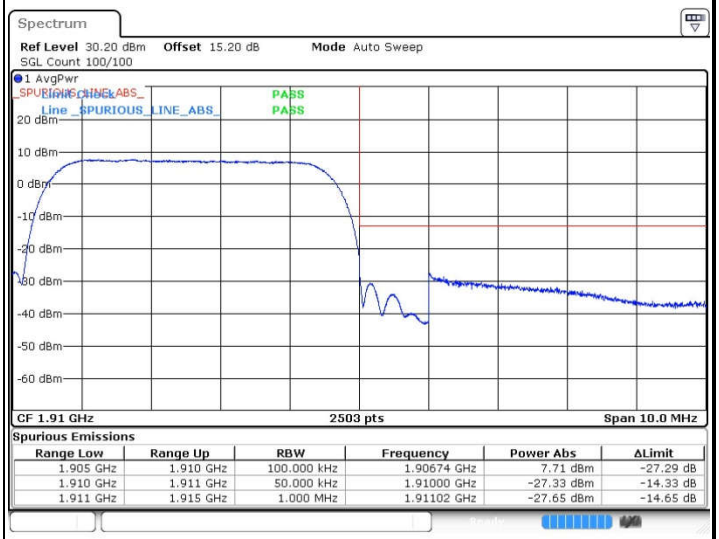

Spurious Emissions

Range Low	Range Up	RBW	Frequency	Power Abs	ΔLimit
1.905 GHz	1.910 GHz	100.000 kHz	1.90674 GHz	7.71 dBm	-27.29 dB
1.910 GHz	1.911 GHz	50.000 kHz	1.91000 GHz	-27.33 dBm	-14.33 dB
1.911 GHz	1.915 GHz	1.000 MHz	1.91102 GHz	-27.65 dBm	-14.65 dB

Date: 2.MAR.2022 09:26:47

WCDMA Band IV (RMC 12.2Kbps)	
Lowest Band Edge	**Highest Band Edge**

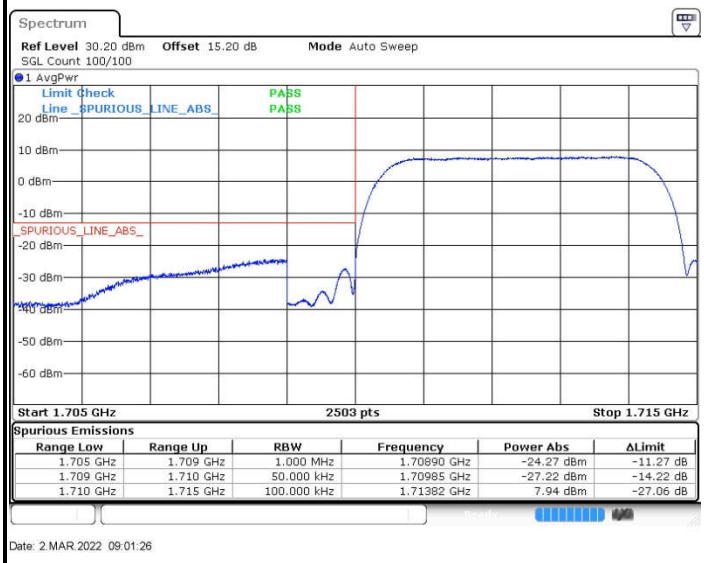

Spurious Emissions

Range Low	Range Up	RBW	Frequency	Power Abs	ΔLimit
1.705 GHz	1.709 GHz	1.000 MHz	1.70890 GHz	-24.27 dBm	-11.27 dB
1.709 GHz	1.710 GHz	50.000 kHz	1.70985 GHz	-27.22 dBm	-14.22 dB
1.710 GHz	1.715 GHz	100.000 kHz	1.71382 GHz	7.94 dBm	-27.06 dB

Date: 2.MAR.2022 09:01:26

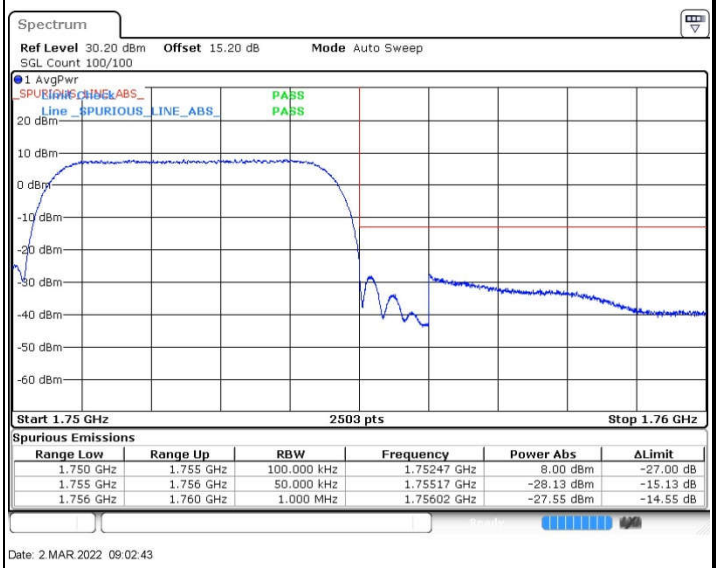

Spurious Emissions

Range Low	Range Up	RBW	Frequency	Power Abs	ΔLimit
1.750 GHz	1.755 GHz	100.000 kHz	1.75247 GHz	8.00 dBm	-27.00 dB
1.755 GHz	1.756 GHz	50.000 kHz	1.75517 GHz	-28.13 dBm	-15.13 dB
1.756 GHz	1.760 GHz	1.000 MHz	1.75602 GHz	-27.55 dBm	-14.55 dB

Date: 2.MAR.2022 09:02:43

Conducted Spurious Emission

WCDMA Band V (RMC 12.2Kbps)

Lowest Channel

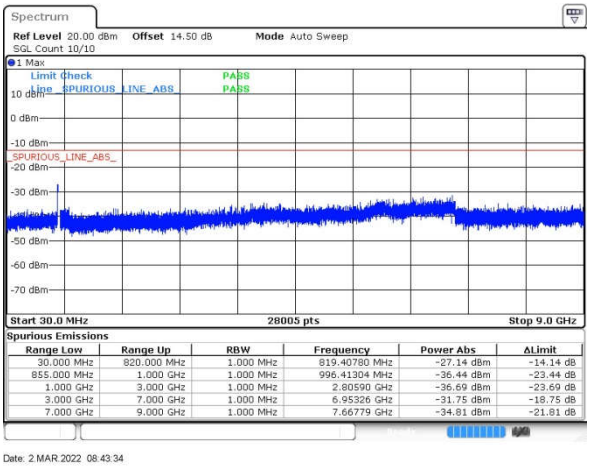

Spurious Emissions

Range Low	Range Up	RBW	Frequency	Power Abs	ΔLimit
30.000 MHz	820.000 MHz	1.000 MHz	819.40780 MHz	-27.14 dBm	-14.14 dB
855.000 MHz	1.000 GHz	1.000 MHz	996.41304 MHz	-36.44 dBm	-23.44 dB
1.000 GHz	3.000 GHz	1.000 MHz	2.80590 GHz	-36.69 dBm	-23.69 dB
3.000 GHz	7.000 GHz	1.000 MHz	6.95326 GHz	-31.75 dBm	-18.75 dB
7.000 GHz	9.000 GHz	1.000 MHz	7.66779 GHz	-34.81 dBm	-21.81 dB

Date: 2.MAR.2022 08:43:34

Middle Channel

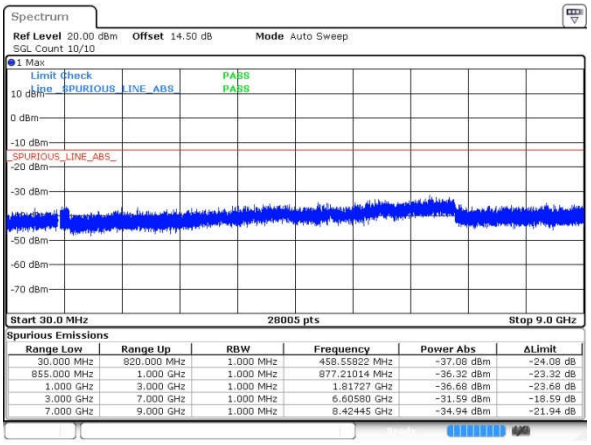

Spurious Emissions

Range Low	Range Up	RBW	Frequency	Power Abs	ΔLimit
30.000 MHz	820.000 MHz	1.000 MHz	458.55822 MHz	-37.08 dBm	-24.08 dB
855.000 MHz	1.000 GHz	1.000 MHz	877.21014 MHz	-36.32 dBm	-23.32 dB
1.000 GHz	3.000 GHz	1.000 MHz	1.81727 GHz	-36.68 dBm	-23.68 dB
3.000 GHz	7.000 GHz	1.000 MHz	6.60580 GHz	-31.59 dBm	-18.59 dB
7.000 GHz	9.000 GHz	1.000 MHz	8.42445 GHz	-34.94 dBm	-21.94 dB

Date: 2.MAR.2022 08:44:53

Highest Channel

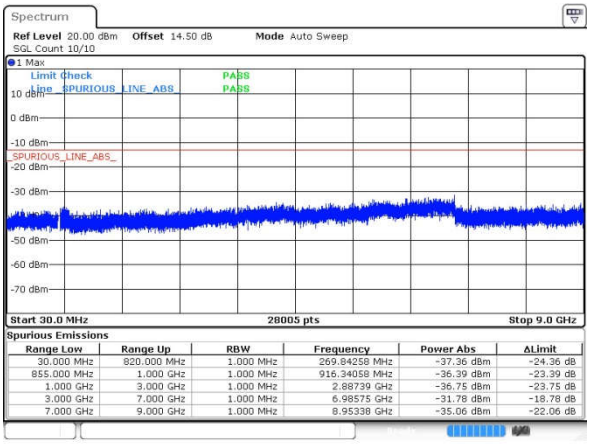

Spurious Emissions

Range Low	Range Up	RBW	Frequency	Power Abs	ΔLimit
30.000 MHz	820.000 MHz	1.000 MHz	269.84258 MHz	-37.36 dBm	-24.36 dB
855.000 MHz	1.000 GHz	1.000 MHz	916.34058 MHz	-36.39 dBm	-23.39 dB
1.000 GHz	3.000 GHz	1.000 MHz	2.88739 GHz	-36.75 dBm	-23.75 dB
3.000 GHz	7.000 GHz	1.000 MHz	6.98575 GHz	-31.78 dBm	-18.78 dB
7.000 GHz	9.000 GHz	1.000 MHz	8.95338 GHz	-35.06 dBm	-22.06 dB

Date: 2.MAR.2022 08:46:21

WCDMA Band II (RMC 12.2Kbps)

Lowest Channel

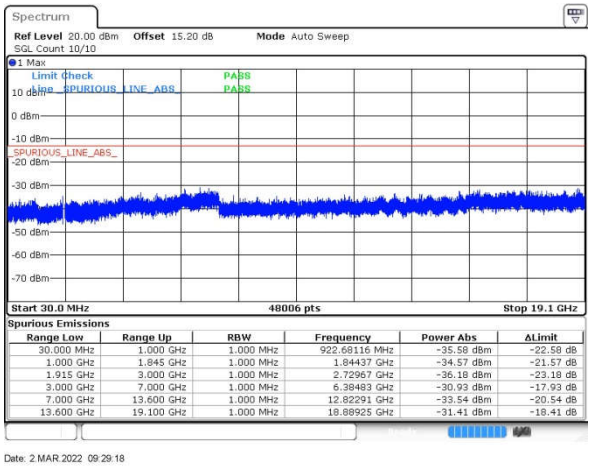

Spurious Emissions

Range Low	Range Up	RBW	Frequency	Power Abs	ΔLimit
30.000 MHz	1.000 GHz	1.000 MHz	922.68116 MHz	-35.58 dBm	-22.58 dB
1.000 GHz	1.845 GHz	1.000 MHz	1.84437 GHz	-34.57 dBm	-21.57 dB
1.915 GHz	3.000 GHz	1.000 MHz	2.72967 GHz	-36.18 dBm	-23.18 dB
3.000 GHz	7.000 GHz	1.000 MHz	6.38483 GHz	-30.93 dBm	-17.93 dB
7.000 GHz	13.600 GHz	1.000 MHz	12.82291 GHz	-33.54 dBm	-20.54 dB
13.600 GHz	19.100 GHz	1.000 MHz	18.88925 GHz	-31.41 dBm	-18.41 dB

Date: 2.MAR.2022 09:29:18

Middle Channel

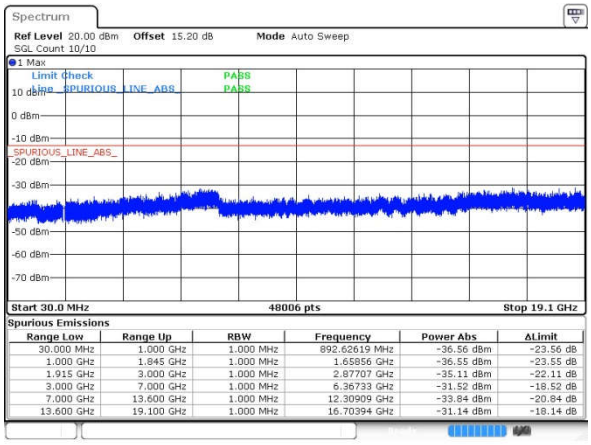

Spurious Emissions

Range Low	Range Up	RBW	Frequency	Power Abs	ΔLimit
30.000 MHz	1.000 GHz	1.000 MHz	892.62619 MHz	-36.56 dBm	-23.56 dB
1.000 GHz	1.845 GHz	1.000 MHz	1.65856 GHz	-36.55 dBm	-23.55 dB
1.915 GHz	3.000 GHz	1.000 MHz	2.87707 GHz	-35.11 dBm	-22.11 dB
3.000 GHz	7.000 GHz	1.000 MHz	6.36733 GHz	-31.52 dBm	-18.52 dB
7.000 GHz	13.600 GHz	1.000 MHz	12.30909 GHz	-33.84 dBm	-20.84 dB
13.600 GHz	19.100 GHz	1.000 MHz	16.70394 GHz	-31.14 dBm	-18.14 dB

Date: 2.MAR.2022 09:31:17

Highest Channel

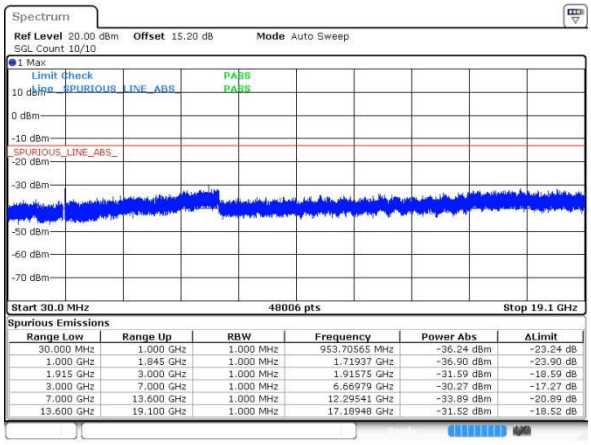

Spurious Emissions

Range Low	Range Up	RBW	Frequency	Power Abs	ΔLimit
30.000 MHz	1.000 GHz	1.000 MHz	953.70565 MHz	-36.24 dBm	-23.24 dB
1.000 GHz	1.845 GHz	1.000 MHz	1.71937 GHz	-36.90 dBm	-23.90 dB
1.915 GHz	3.000 GHz	1.000 MHz	1.91575 GHz	-31.59 dBm	-18.59 dB
3.000 GHz	7.000 GHz	1.000 MHz	6.66979 GHz	-30.27 dBm	-17.27 dB
7.000 GHz	13.600 GHz	1.000 MHz	12.29541 GHz	-33.89 dBm	-20.89 dB
13.600 GHz	19.100 GHz	1.000 MHz	17.18948 GHz	-31.52 dBm	-18.52 dB

Date: 2.MAR.2022 09:33:11

WCDMA Band IV (RMC 12.2Kbps)

Lowest Channel

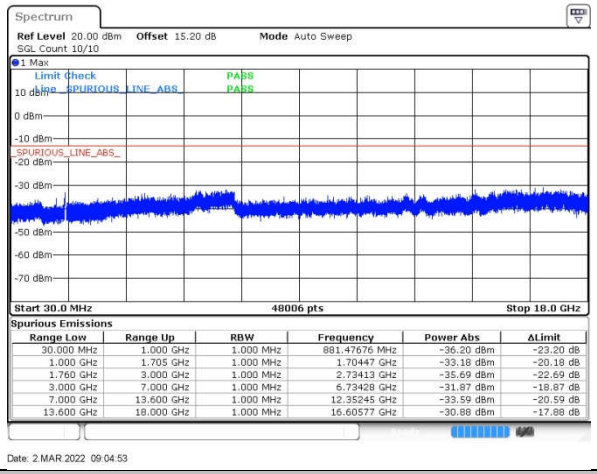

Spurious Emissions

Range Low	Range Up	RBW	Frequency	Power Abs	ΔLimit
30.000 MHz	1.000 GHz	1.000 MHz	881.47676 MHz	-36.20 dBm	-23.20 dB
1.000 GHz	1.705 GHz	1.000 MHz	1.70447 GHz	-33.18 dBm	-20.18 dB
1.760 GHz	3.000 GHz	1.000 MHz	2.73413 GHz	-35.69 dBm	-22.69 dB
3.000 GHz	7.000 GHz	1.000 MHz	6.73428 GHz	-31.87 dBm	-18.87 dB
7.000 GHz	13.600 GHz	1.000 MHz	12.35245 GHz	-33.59 dBm	-20.59 dB
13.600 GHz	18.000 GHz	1.000 MHz	16.60577 GHz	-30.88 dBm	-17.88 dB

Date: 2.MAR.2022 09:04:53

Middle Channel

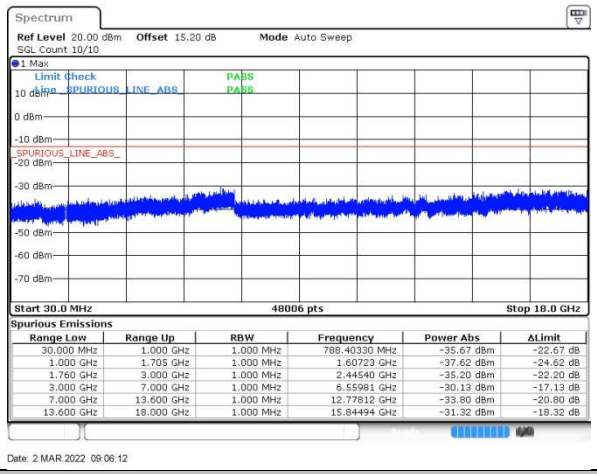

Spurious Emissions

Range Low	Range Up	RBW	Frequency	Power Abs	ΔLimit
30.000 MHz	1.000 GHz	1.000 MHz	788.40330 MHz	-35.67 dBm	-22.67 dB
1.000 GHz	1.705 GHz	1.000 MHz	1.60723 GHz	-37.62 dBm	-24.62 dB
1.760 GHz	3.000 GHz	1.000 MHz	2.44540 GHz	-35.20 dBm	-22.20 dB
3.000 GHz	7.000 GHz	1.000 MHz	6.55981 GHz	-30.13 dBm	-17.13 dB
7.000 GHz	13.600 GHz	1.000 MHz	12.77812 GHz	-33.80 dBm	-20.80 dB
13.600 GHz	18.000 GHz	1.000 MHz	15.84494 GHz	-31.32 dBm	-18.32 dB

Date: 2.MAR.2022 09:06:12

Highest Channel

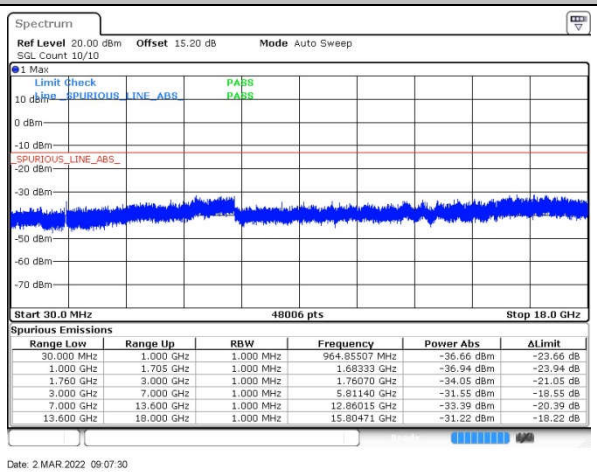

Spurious Emissions

Range Low	Range Up	RBW	Frequency	Power Abs	ΔLimit
30.000 MHz	1.000 GHz	1.000 MHz	964.85507 MHz	-36.66 dBm	-23.66 dB
1.000 GHz	1.705 GHz	1.000 MHz	1.68333 GHz	-36.94 dBm	-23.94 dB
1.760 GHz	3.000 GHz	1.000 MHz	1.76070 GHz	-34.05 dBm	-21.05 dB
3.000 GHz	7.000 GHz	1.000 MHz	5.81140 GHz	-31.55 dBm	-18.55 dB
7.000 GHz	13.600 GHz	1.000 MHz	12.86015 GHz	-33.39 dBm	-20.39 dB
13.600 GHz	18.000 GHz	1.000 MHz	15.80471 GHz	-31.22 dBm	-18.22 dB

Date: 2.MAR.2022 09:07:30

Frequency Stability

Test Conditions	Middle Channel	WCDMA Band V (RMC 12.2Kbps)	Limit 2.5ppm
Temperature (°C)	Voltage (Volt)	Deviation (ppm)	Result
50	Normal Voltage	0.0011	PASS
40	Normal Voltage	0.0307	
30	Normal Voltage	0.0485	
20(Ref.)	Normal Voltage	0.0010	
10	Normal Voltage	0.0029	
0	Normal Voltage	0.0340	
-10	Normal Voltage	0.0093	
-20	Normal Voltage	0.0122	
-30	Normal Voltage	0.0125	
20	Maximum Voltage	0.0218	
20	Normal Voltage	0.0176	
20	Battery End Point	0.0003	

Test Conditions	Middle Channel	WCDMA Band II (RMC 12.2Kbps)	Limit Note 2.
Temperature (°C)	Voltage (Volt)	Deviation (ppm)	Result
50	Normal Voltage	0.0169	PASS
40	Normal Voltage	0.0136	
30	Normal Voltage	0.0144	
20(Ref.)	Normal Voltage	0.0000	
10	Normal Voltage	0.0155	
0	Normal Voltage	0.0106	
-10	Normal Voltage	0.0047	
-20	Normal Voltage	0.0072	
-30	Normal Voltage	0.0269	
20	Maximum Voltage	0.0158	
20	Normal Voltage	0.0126	
20	Battery End Point	0.0019	

Test Conditions	Middle Channel	WCDMA Band IV (RMC 12.2Kbps)	Limit Note 2.
Temperature (°C)	Voltage (Volt)	Deviation (ppm)	Result
50	Normal Voltage	0.0058	PASS
40	Normal Voltage	0.0136	
30	Normal Voltage	0.0022	
20(Ref.)	Normal Voltage	0.0000	
10	Normal Voltage	0.0007	
0	Normal Voltage	0.0044	
-10	Normal Voltage	0.0177	
-20	Normal Voltage	0.0100	
-30	Normal Voltage	0.0061	
20	Maximum Voltage	0.0028	
20	Normal Voltage	0.0029	
20	Battery End Point	0.0228	

Note:

1. Normal Voltage = 3.85V ；Battery End Point (BEP) =3.5V.；Maximum Voltage =4.4V
2. The frequency fundamental emissions stay within the authorized frequency block based on the frequency deviation measured is small.

Appendix B. Test Results of Radiated Test

Radiated Spurious Emission

Test Engineer :	Chris Chen	Temperature :	22~23℃
		Relative Humidity :	41~42%

GSM850 (GSM)								
Channel	Frequency (MHz)	ERP (dBm)	Limit (dBm)	Over Limit (dB)	S.G. Power (dBm)	TX Cable loss (dB)	TX Antenna Gain (dBi)	Polarization (H/V)
Middle	1672	-50.93	-13	-37.93	-57.90	1.58	10.70	H
	2508	-44.92	-13	-31.92	-53.17	2.102	12.50	H
	3348	-55.11	-13	-42.11	-64.00	2.856	13.90	H
	1672	-51.05	-13	-38.05	-58.02	1.58	10.70	V
	2508	-42.56	-13	-29.56	-50.81	2.10	12.50	V
	3348	-54.50	-13	-41.50	-63.39	2.86	13.90	V

Remark: Spurious emissions within 30-1000MHz were found more than 20dB below limit line.

GSM850 (EDGE 1 Tx slots)								
Channel	Frequency (MHz)	ERP (dBm)	Limit (dBm)	Over Limit (dB)	S.G. Power (dBm)	TX Cable loss (dB)	TX Antenna Gain (dBi)	Polarization (H/V)
Middle	1672	-52.03	-13	-39.03	-59.00	1.58	10.70	H
	2512	-44.82	-13	-31.82	-53.07	2.102	12.50	H
	3344	-57.29	-13	-44.29	-66.18	2.856	13.90	H
	1672	-59.21	-13	-46.21	-66.18	1.58	10.70	V
	2512	-47.52	-13	-34.52	-55.77	2.10	12.50	V
	3344	-56.90	-13	-43.90	-65.79	2.86	13.90	V

Remark: Spurious emissions within 30-1000MHz were found more than 20dB below limit line.

GSM1900 (GSM)								
Channel	Frequency (MHz)	EIRP (dBm)	Limit (dBm)	Over Limit (dB)	S.G. Power (dBm)	TX Cable loss (dB)	TX Antenna Gain (dBi)	Polarization (H/V)
Middle	3765	-51.07	-13	-38.07	-63.33	2.64	14.90	H
	5640	-36.53	-13	-23.53	-48.39	2.94	14.80	H
	7515	-52.15	-13	-39.15	-61.92	3.39	13.16	H
	3765	-50.81	-13	-37.81	-63.07	2.64	14.90	V
	5640	-41.37	-13	-28.37	-53.23	2.94	14.80	V
	7515	-52.28	-13	-39.28	-62.05	3.39	13.16	V

Remark: Spurious emissions within 30-1000MHz were found more than 20dB below limit line.

GSM1900 (EDGE 1 Tx slots)								
Channel	Frequency (MHz)	EIRP (dBm)	Limit (dBm)	Over Limit (dB)	S.G. Power (dBm)	TX Cable loss (dB)	TX Antenna Gain (dBi)	Polarization (H/V)
Middle	3765	-52.10	-13	-39.10	-64.36	2.64	14.90	H
	5640	-40.19	-13	-27.19	-52.05	2.94	14.80	H
	7515	-51.98	-13	-38.98	-61.75	3.39	13.16	H
	3765	-49.64	-13	-36.64	-61.90	2.64	14.90	V
	5640	-39.35	-13	-26.35	-51.21	2.94	14.80	V
	7515	-51.82	-13	-38.82	-61.59	3.39	13.16	V

Remark: Spurious emissions within 30-1000MHz were found more than 20dB below limit line.

WCDMA Band V(RMC 12.2Kbps)								
Channel	Frequency (MHz)	ERP (dBm)	Limit (dBm)	Over Limit (dB)	S.G. Power (dBm)	TX Cable loss (dB)	TX Antenna Gain (dBi)	Polarization (H/V)
Middle	1672	-59.00	-13	-46.00	-65.97	1.58	10.70	H
	2512	-59.73	-13	-46.73	-67.98	2.102	12.50	H
	3344	-59.44	-13	-46.44	-68.33	2.856	13.90	H
	1672	-61.12	-13	-48.12	-68.09	1.58	10.70	V
	2512	-57.40	-13	-44.40	-65.65	2.10	12.50	V
	3344	-59.18	-13	-46.18	-68.07	2.86	13.90	V

Remark: Spurious emissions within 30-1000MHz were found more than 20dB below limit line.

WCDMA Band II(RMC 12.2Kbps)								
Channel	Frequency (MHz)	EIRP (dBm)	Limit (dBm)	Over Limit (dB)	S.G. Power (dBm)	TX Cable loss (dB)	TX Antenna Gain (dBi)	Polarization (H/V)
Middle	3765	-55.65	-13	-42.65	-67.91	2.64	14.90	H
	5640	-50.64	-13	-37.64	-62.50	2.94	14.80	H
	7515	-49.52	-13	-36.52	-59.29	3.39	13.16	H
	3765	-54.73	-13	-41.73	-66.99	2.64	14.90	V
	5640	-48.75	-13	-35.75	-60.61	2.94	14.80	V
	7515	-48.40	-13	-35.40	-58.17	3.39	13.16	V

Remark: Spurious emissions within 30-1000MHz were found more than 20dB below limit line.

WCDMA Band IV(RMC 12.2Kbps)								
Channel	Frequency (MHz)	EIRP (dBm)	Limit (dBm)	Over Limit (dB)	S.G. Power (dBm)	TX Cable loss (dB)	TX Antenna Gain (dBi)	Polarization (H/V)
Middle	3465	-57.08	-13	-44.08	-67.82	2.604	13.34	H
	5190	-51.33	-13	-38.33	-61.84	3.011	13.52	H
	6930	-51.71	-13	-38.71	-61.91	3.271	13.47	H
	3465	-57.30	-13	-44.30	-68.04	2.604	13.34	V
	5190	-52.54	-13	-39.54	-63.05	3.011	13.52	V
	6930	-48.91	-13	-35.91	-59.11	3.271	13.47	V

Remark: Spurious emissions within 30-1000MHz were found more than 20dB below limit line.