BIQEOUC
Wireless Charger / Mug Warmer

Please read the user manual carefully before first use

Package Includes:

1 * Wireless Charger / Mug Warmer
2 * Metal Plate
2 * Wooden Pad
1 * Charging Adapter
1 * USB-C Cable
1 * User Manual

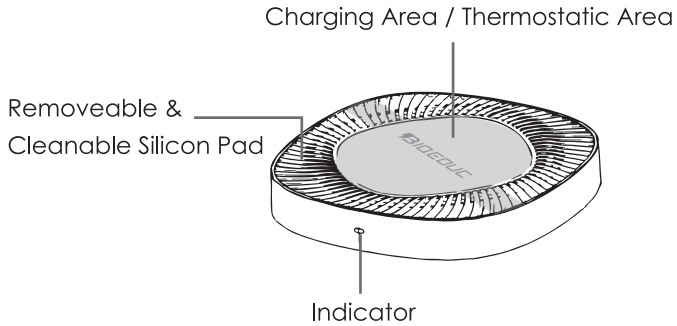

❶

Notes:

1. If it can't charge your phone, please slightly move it until the indicator shows blue.
2. Don't put any metal abject on charging pad / thermostatic pad.
3. The highest consistent temperature may vary and it depends on the surrounding environment.
4. Be careful of spilling hot liquid.

BIQEOUC

If any concern or problem, please email us for supports.

E-mail: destiny.wing@hotmail.com

How to use

How to charge your phone:

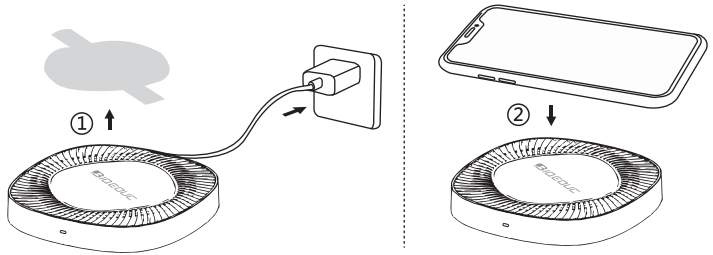

1. Remove the film on the charging pad and connect the power with QC adapter.
2. Put your phone on the charging pad and slightly adjust its location until the indicator shows blue.

Note: Please remove the phone case before charging.

How to warm your mug:

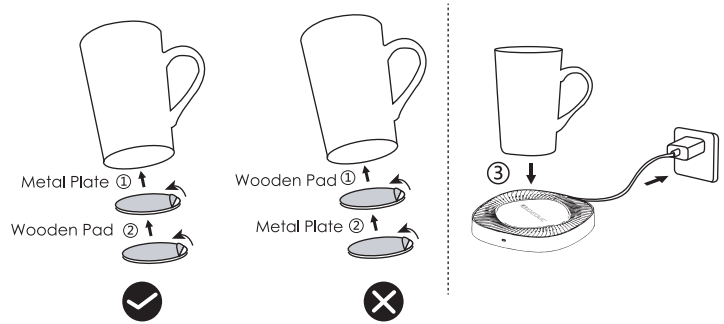

1. Please remove film on the metal plate and stick it on the bottom of your mug.
2. Then remove film on wooden pad and stick it on metal plate.

Note: Please make sure the mug bottom size matches that of metal plate and wooden pad.

3. Put your mug on the thermostatic pad and the indicator will show purple.

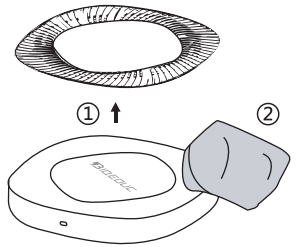

How to clear the water stain

The removeable silicon pad can be cleaned and please keep it clear of water stain.

Model	BQ-PC001
Input	DC 12V⎓1.5A
Charging Output	15W Max
Constant Temperature Output	18W Max
Metal Plate Dimension	Diameter-2.16inch/55mm Thickness-0.01inch/0.3mm
Wooden Pad Dimension	Diameter-2.36inch/60mm Thickness-0.07inch/1.8mm

FCC Warning

This device complies with part 15 of the FCC Rules. Operation is subject to the following two conditions:(1) This device may not cause harmful interference, and (2) this device must accept any interference received, including interference that may cause undesired operation.

Any Changes or modifications not expressly approved by the party responsible for compliance could void the user's authority to operate the equipment.

This equipment has been tested and found to comply with the limits for a Class B digital device, pursuant to part 15 of the FCC Rules. These limits are designed to provide reasonable protection against harmful interference in a residential installation. This equipment generates uses and can radiate radio frequency energy and, if not installed and used in accordance with the instructions, may cause harmful interference to radio communications. However, there is no guarantee that interference will not occur in a particular installation. If this equipment does cause harmful interference to radio or television reception, which can be determined by turning the equipment off and on, the user is encouraged to try to correct the interference by one or more of the following measures:

- Reorient or relocate the receiving antenna.
- Increase the separation between the equipment and receiver.
- Connect the equipment into an outlet on a circuit different from that to which the receiver is connected.
- Consult the dealer or an experienced radio/TV technician for help.

- Reorient or relocate the receiving antenna.
- Increase the separation between the equipment and receiver.
- Connect the equipment into an outlet on a circuit different from that to which the receiver is connected.
- Consult the dealer or an experienced radio/TV technician for help.

The device has been evaluated to meet general RF exposure requirement. The device can be used in portable exposure condition without restriction.

FCC RF exposure statement:

The equipment complies with FCC radiation exposure limits set forth for an uncontrolled environment. During the operation of device a distance of 15 cm surrounding the device and 20 cm above the top surface of the device must be respected.

尺寸：110 x 110MM
折页
材质：128克铜版纸