Equipment Type = Digital Transmission System (DTS) Bandwidth MHz = 20

Modulation = 802.11n HT20 (OFDM MCS0) Frequency MHz = 2437.00000

MIMO Mode = SISO Active Port = 1

Images:

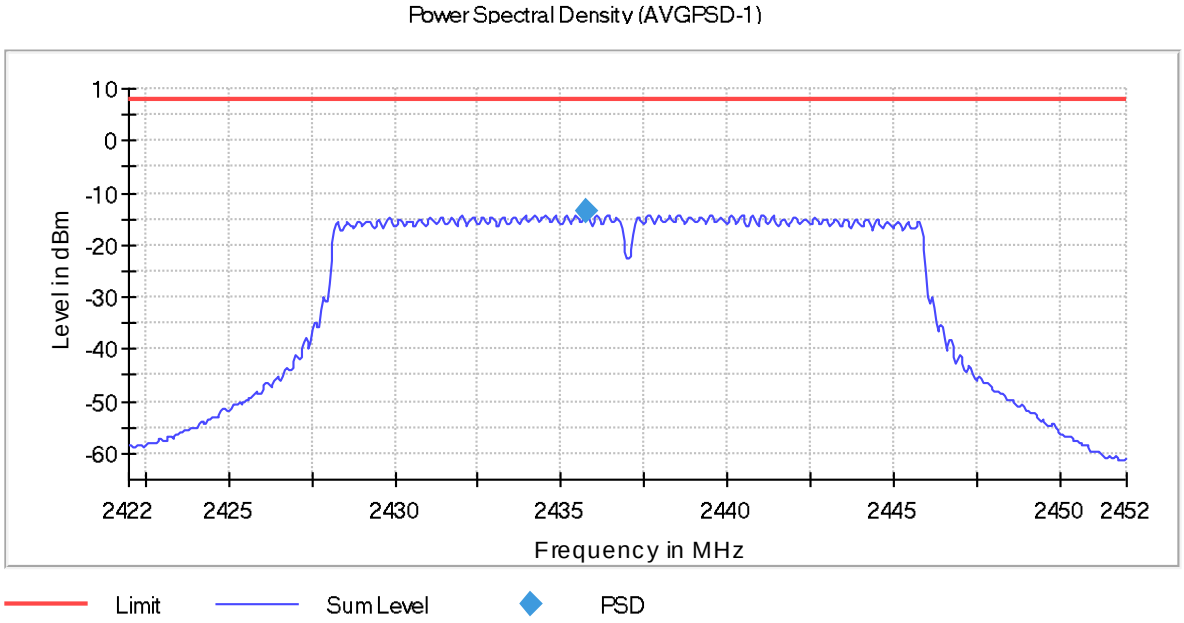

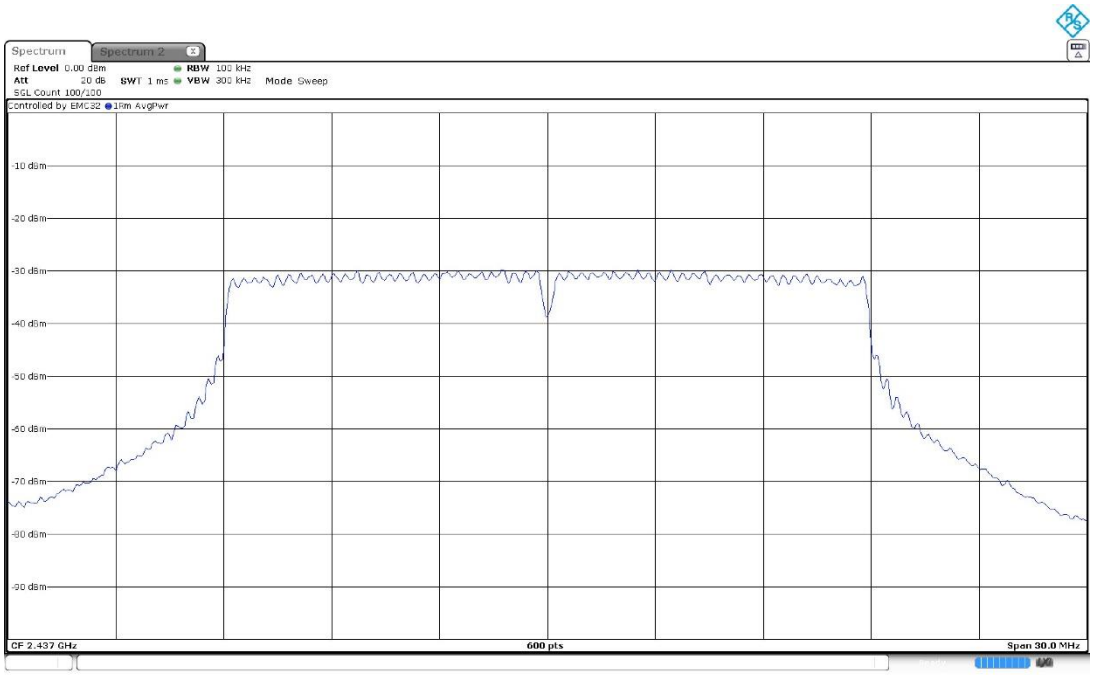

Equipment Type = Digital Transmission System (DTS) Bandwidth MHz = 20

Modulation = 802.11n HT20 (OFDM MCS0) Frequency MHz = 2462.00000

MIMO Mode = SISO Active Port = 1

Images:

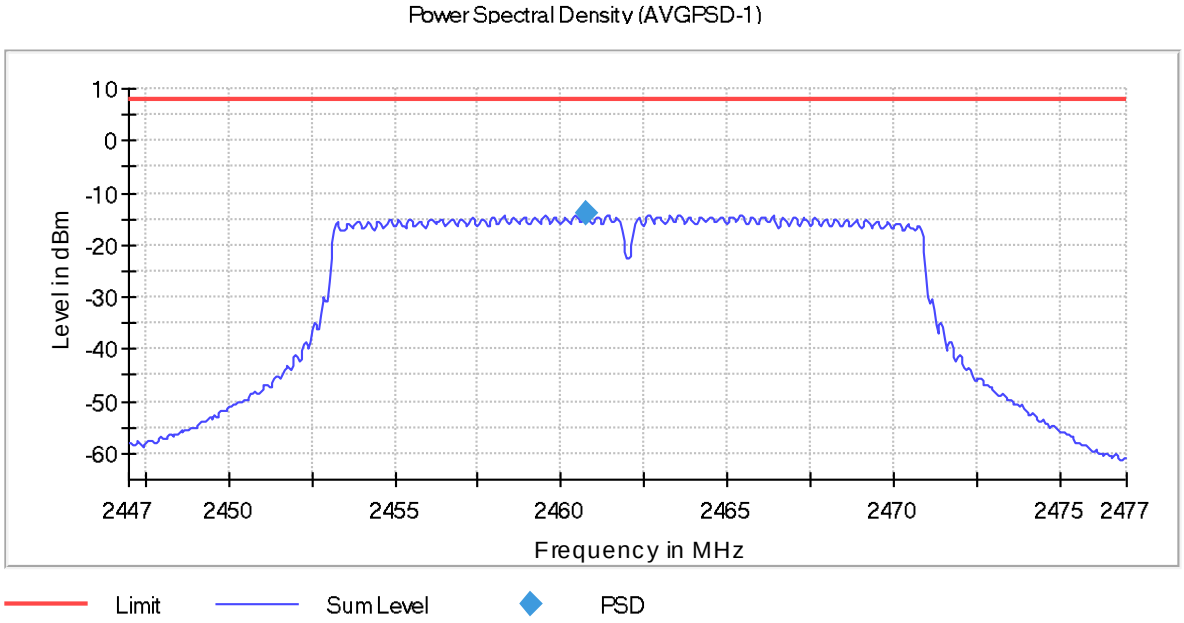

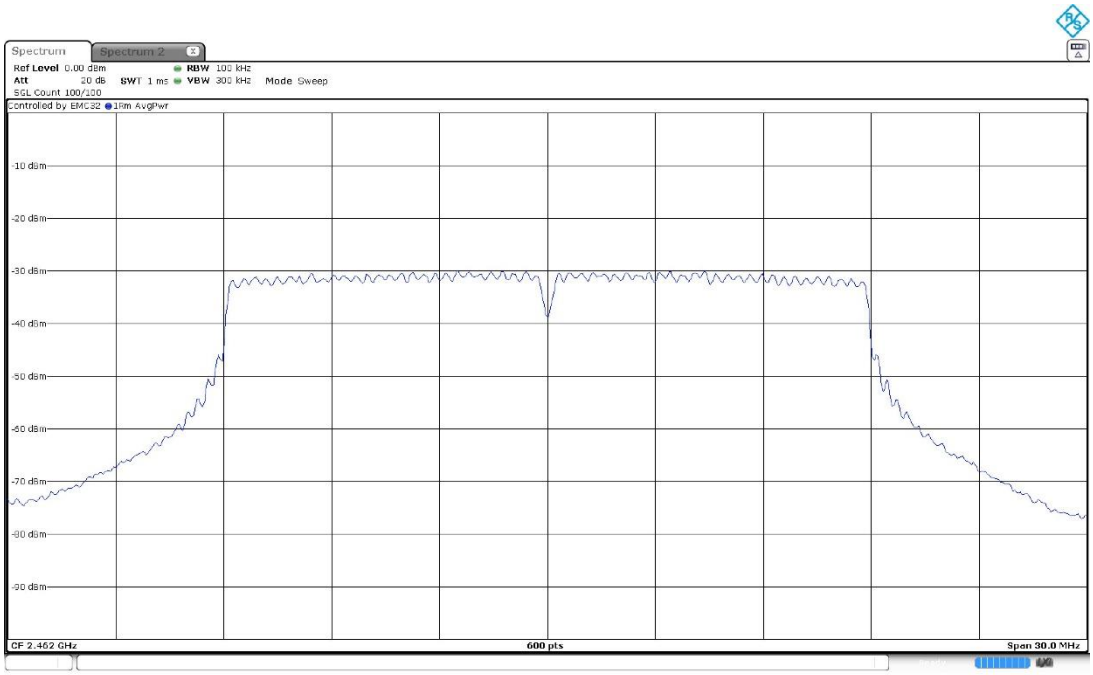

Equipment Type = Digital Transmission System (DTS) Bandwidth MHz = 20

Modulation = 802.11n HT20 (OFDM MCS0) Frequency MHz = 2467.00000

MIMO Mode = SISO Active Port = 1

Images:

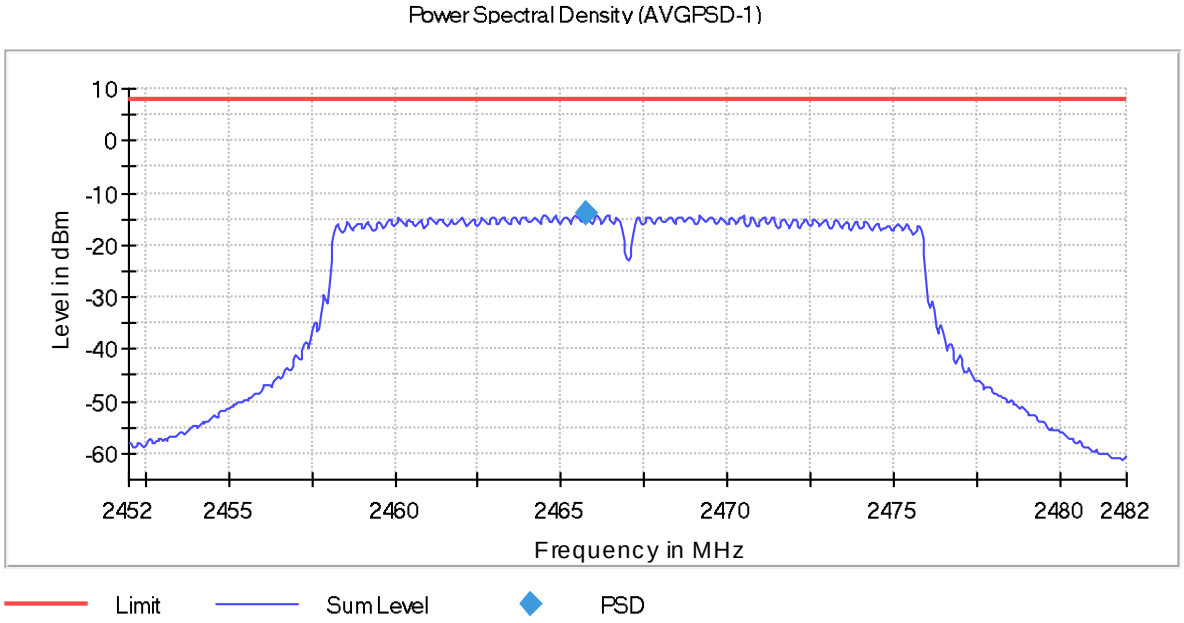

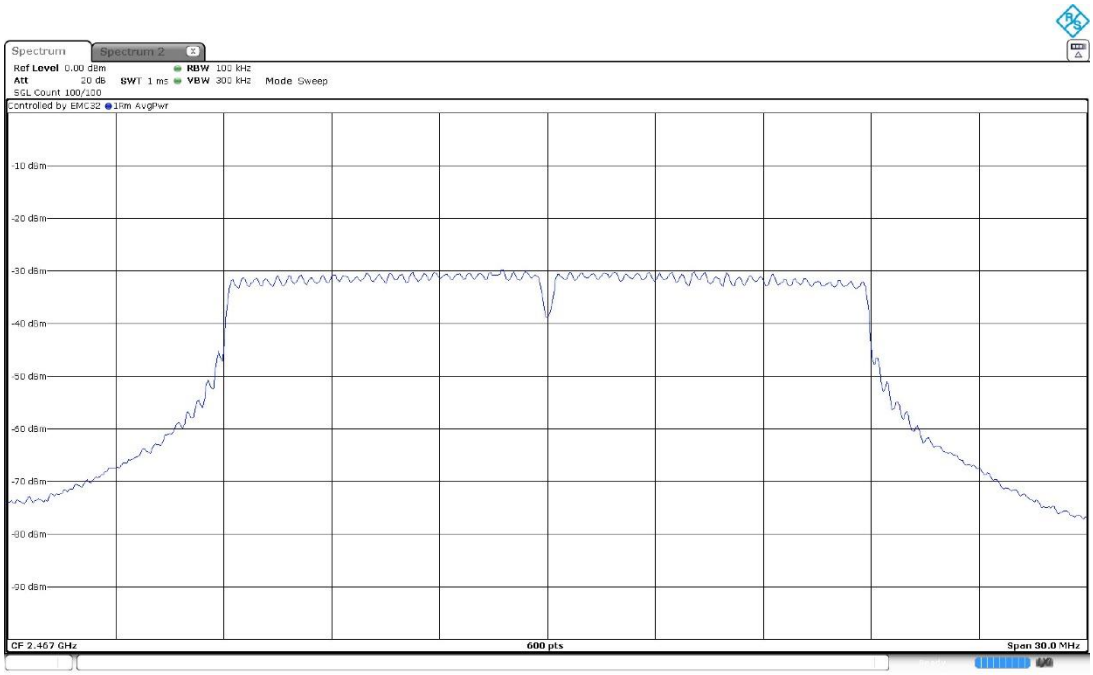

Equipment Type = Digital Transmission System (DTS) Bandwidth MHz = 20

Modulation = 802.11n HT20 (OFDM MCS0) Frequency MHz = 2472.00000

MIMO Mode = SISO Active Port = 1

Images:

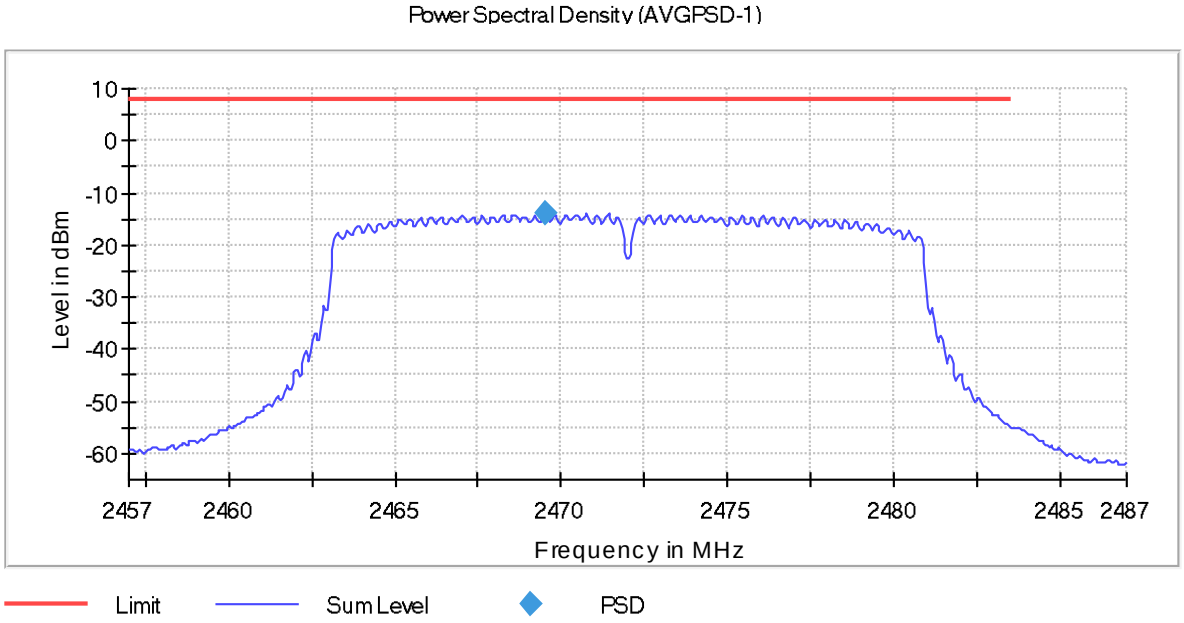

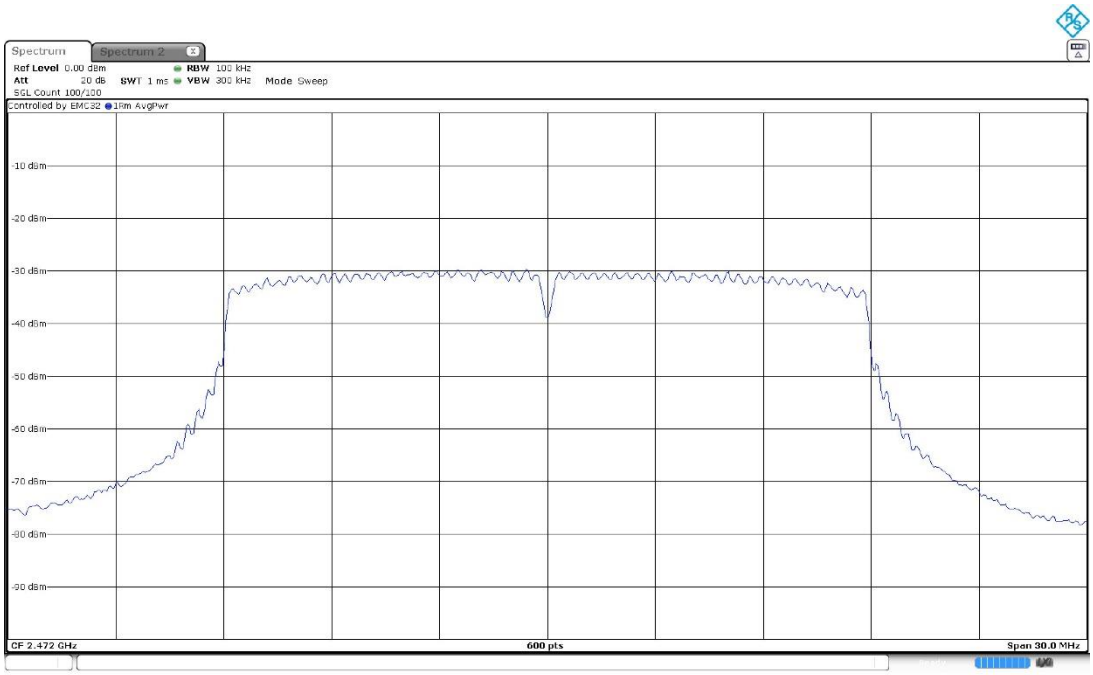

Modulation: 802.11ax20 OFDM – SU Full-channel allocation

Equipment	BW (MHz)	Freq (MHz)	Port	PSD (dBm)
Digital Transmission System (DTS)	20	2412.00000	1	-16.695
		2462.00000		-17.122
		2472.00000		-16.789

Attachments

Equipment Type = Digital Transmission System (DTS)	Bandwidth MHz = 20
Modulation = 802.11ax20 OFDM SU	Frequency MHz = 2412.00000
MIMO Mode = SISO	Active Port = 1

Images:

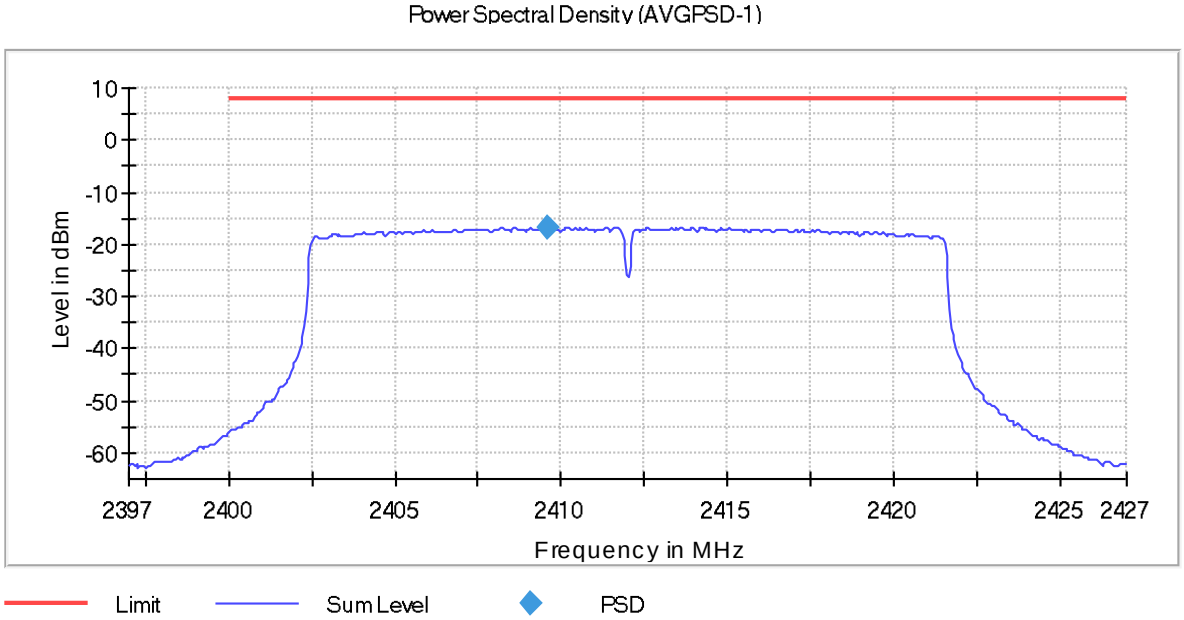

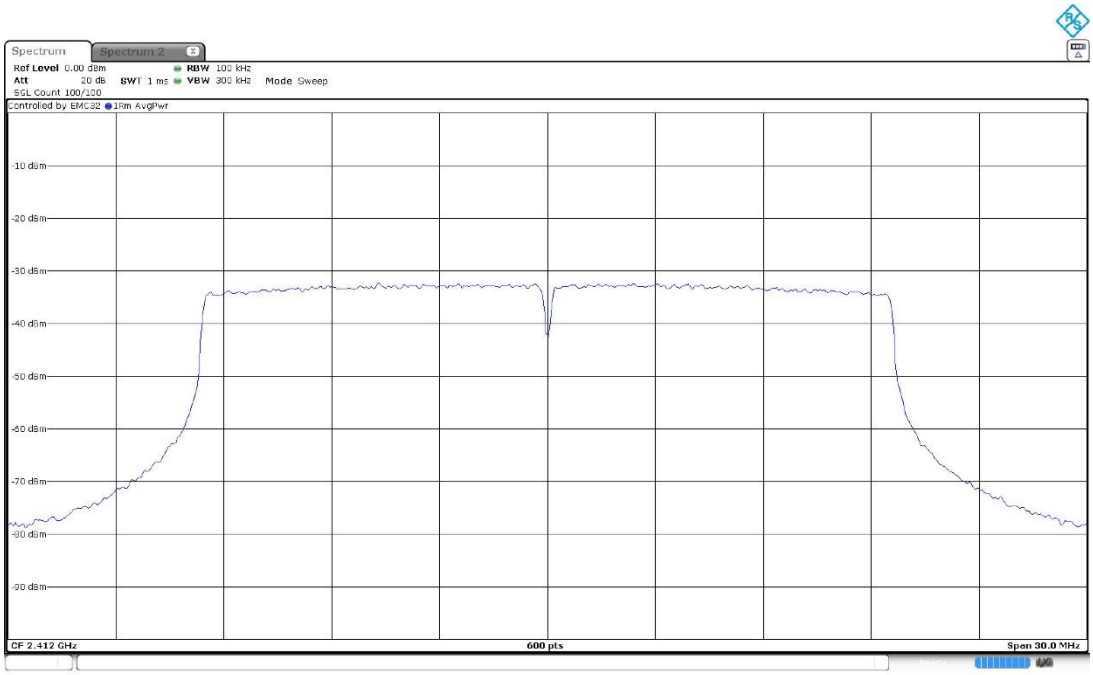

Equipment Type = Digital Transmission System (DTS)
Modulation = 802.11ax20 OFDM SU
MIMO Mode = SISO

Bandwidth MHz = 20
Frequency MHz = 2462.00000
Active Port = 1

Images:

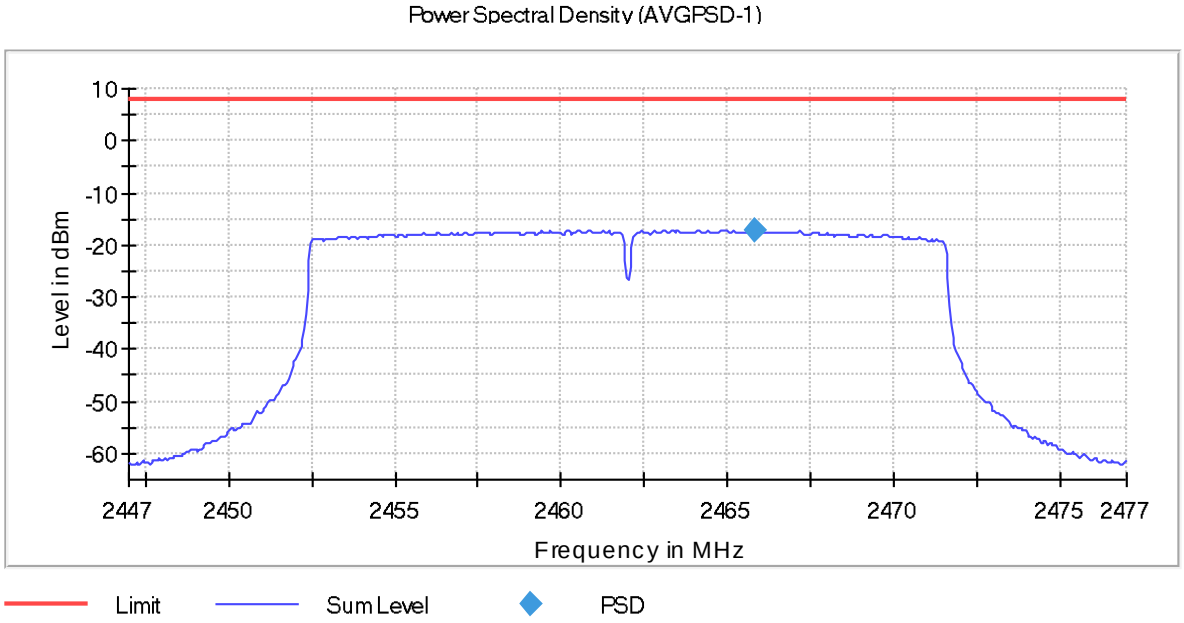

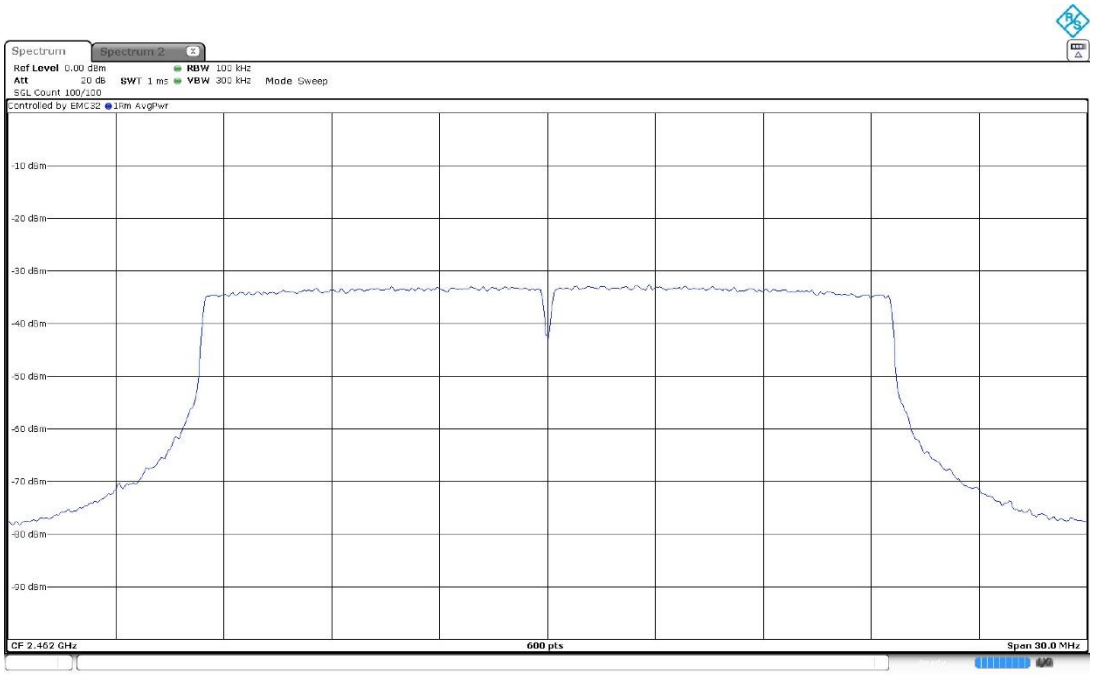

Equipment Type = Digital Transmission System (DTS)
Modulation = 802.11ax20 OFDM SU
MIMO Mode = SISO

Bandwidth MHz = 20
Frequency MHz = 2472.00000
Active Port = 1

Images:

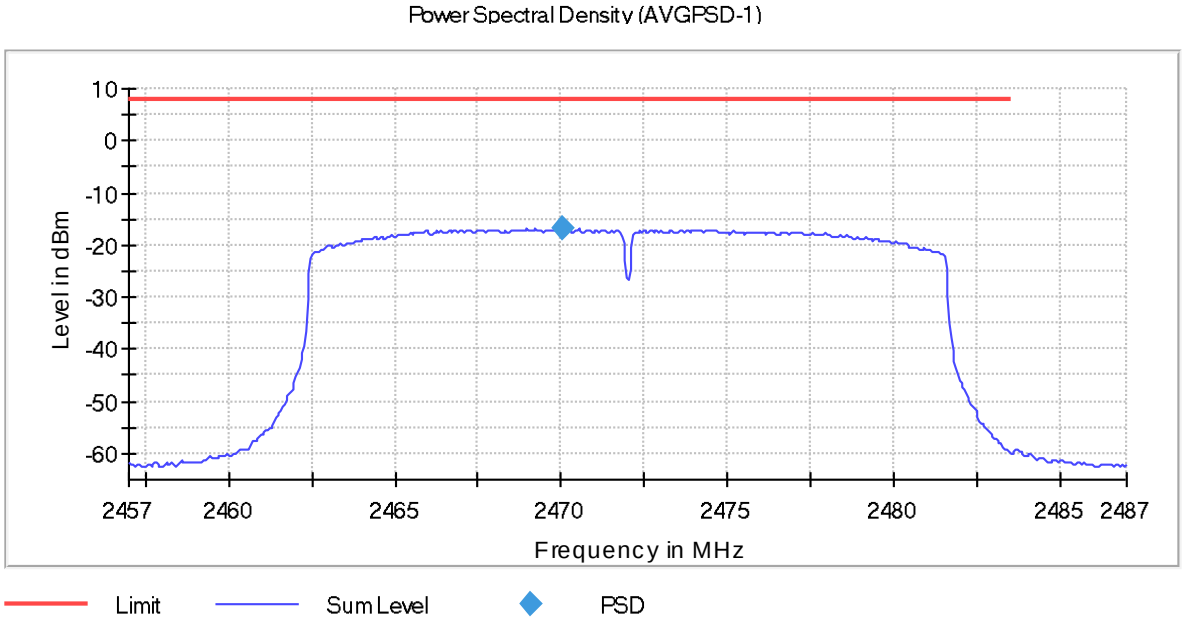

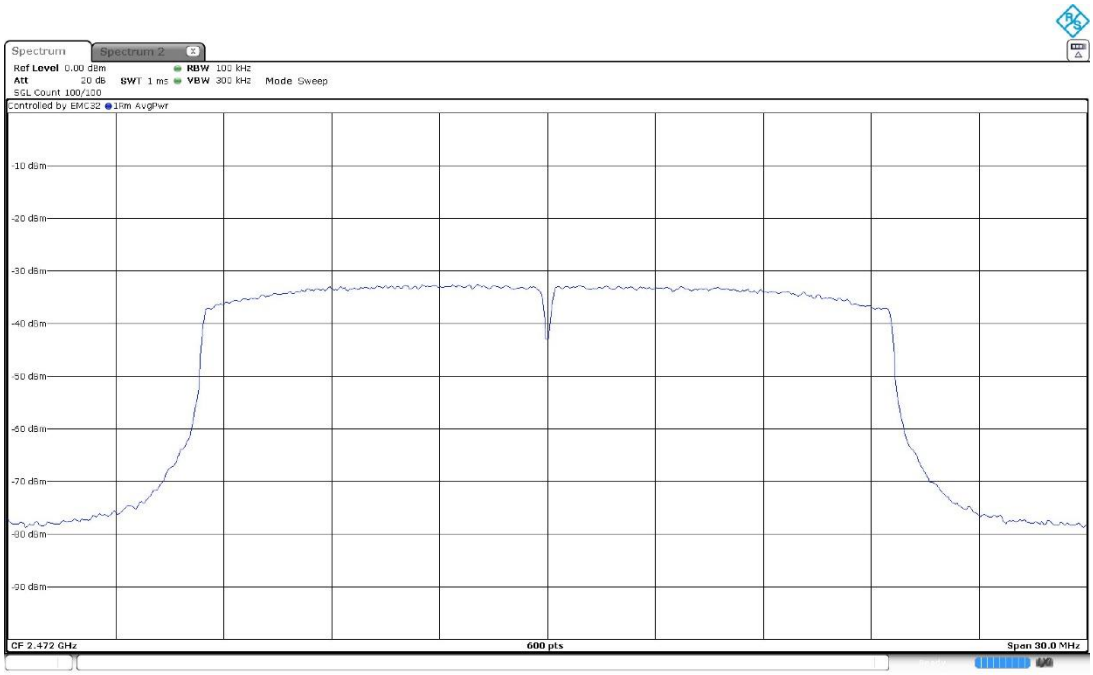

Modulation: 802.11ax20 OFDMA – RU Subcarrier allocation

Equipment	BW (MHz)	Freq (MHz)	Port	PSD (dBm)
Digital Transmission System (DTS)	20	2412.00000	1	-7.185
		2437.00000		-7.638
		2462.00000		-7.605
		2472.00000		-9.545

Attachments

Equipment Type = Digital Transmission System (DTS)	Bandwidth MHz = 20
Modulation = 802.11ax20 OFDM RU	Frequency MHz = 2412.00000
MIMO Mode = SISO	Active Port = 1

Images:

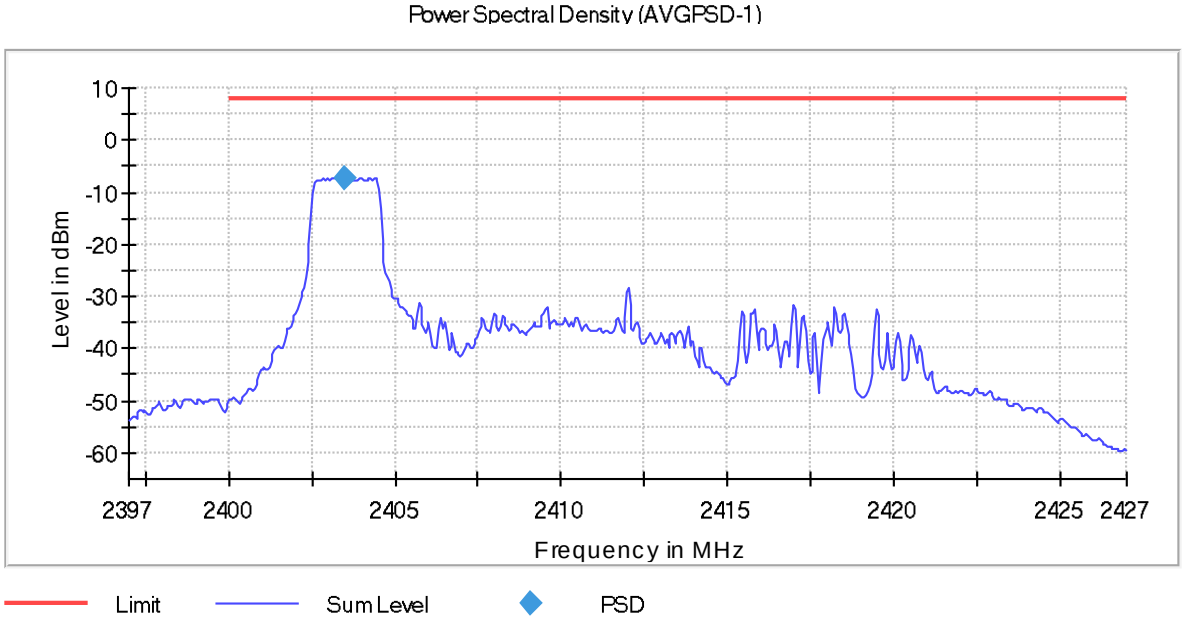

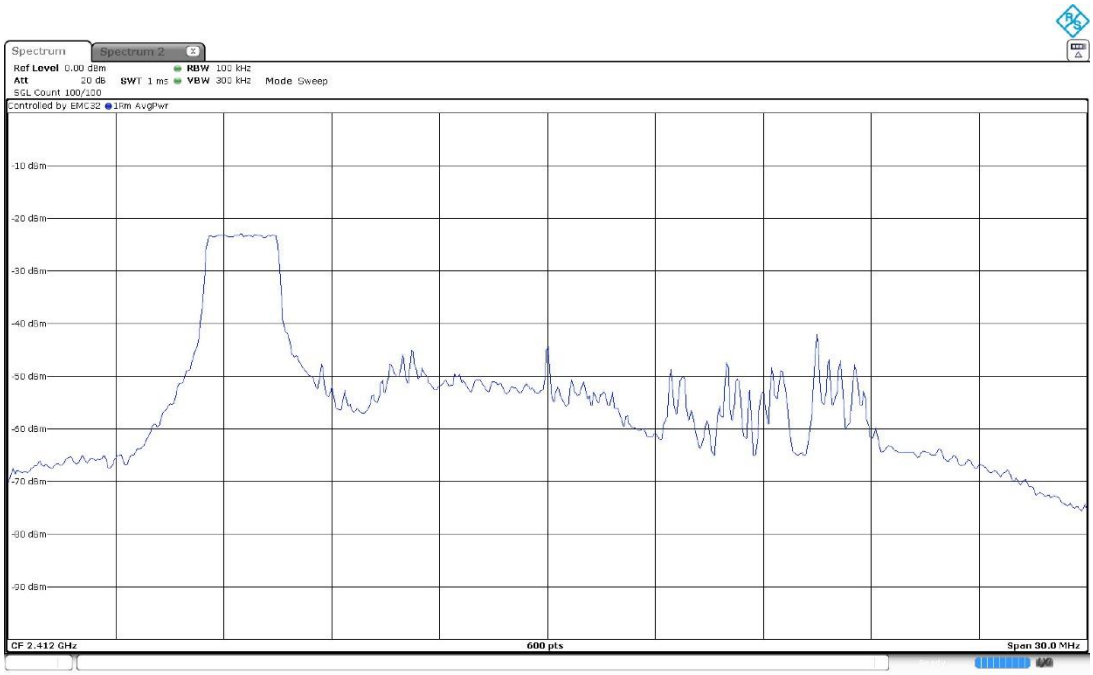

Equipment Type = Digital Transmission System (DTS)
Modulation = 802.11ax20 OFDM RU
MIMO Mode = SISO

Bandwidth MHz = 20
Frequency MHz = 2437.00000
Active Port = 1

Images:

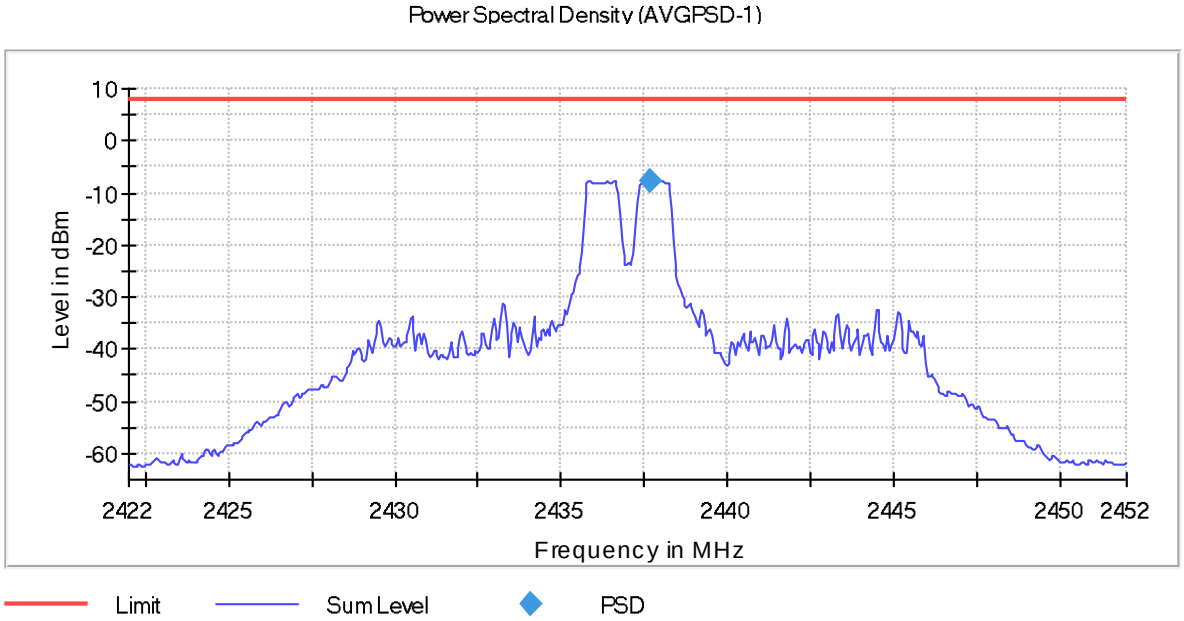

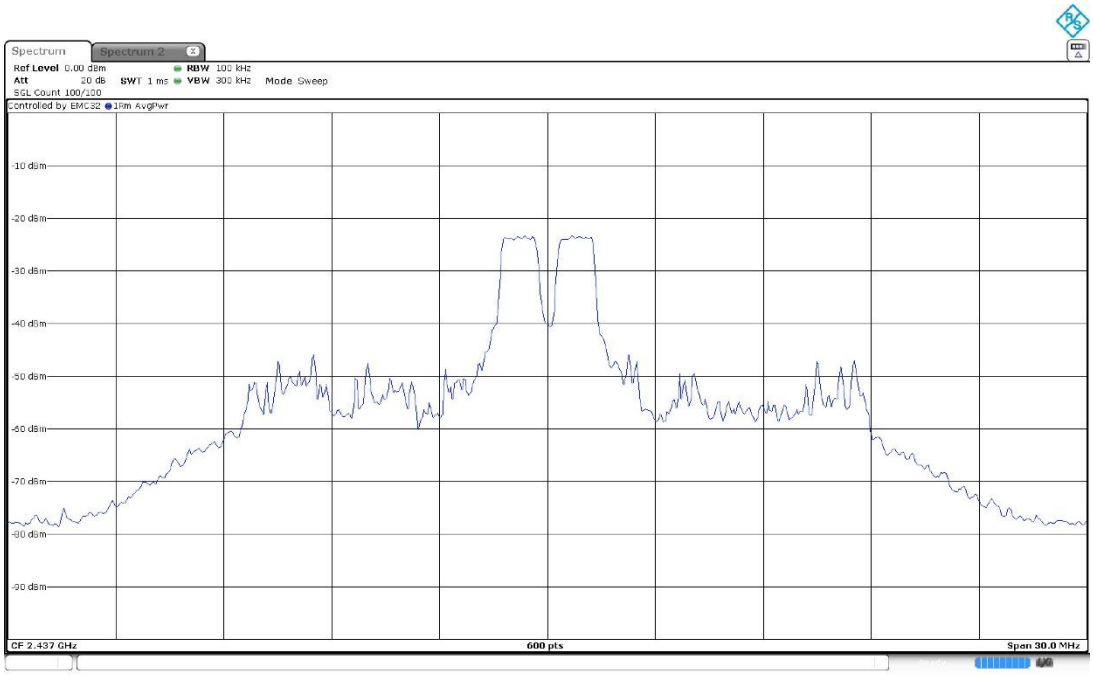

Equipment Type = Digital Transmission System (DTS)
Modulation = 802.11ax20 OFDM RU
MIMO Mode = SISO

Bandwidth MHz = 20
Frequency MHz = 2462.00000
Active Port = 1

Images:

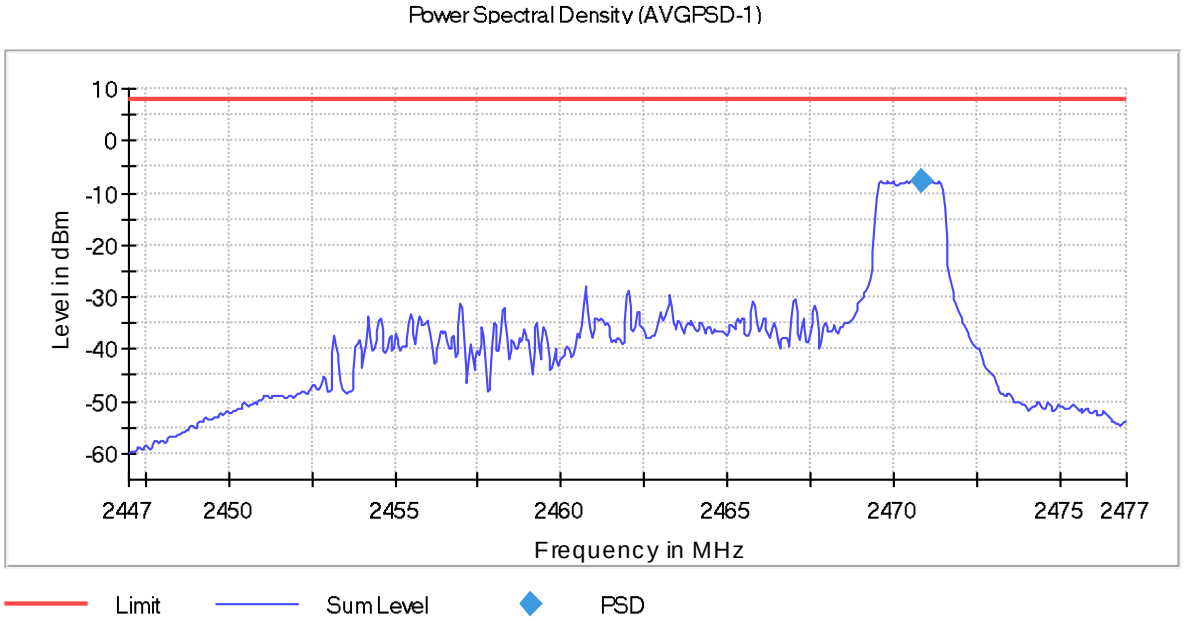

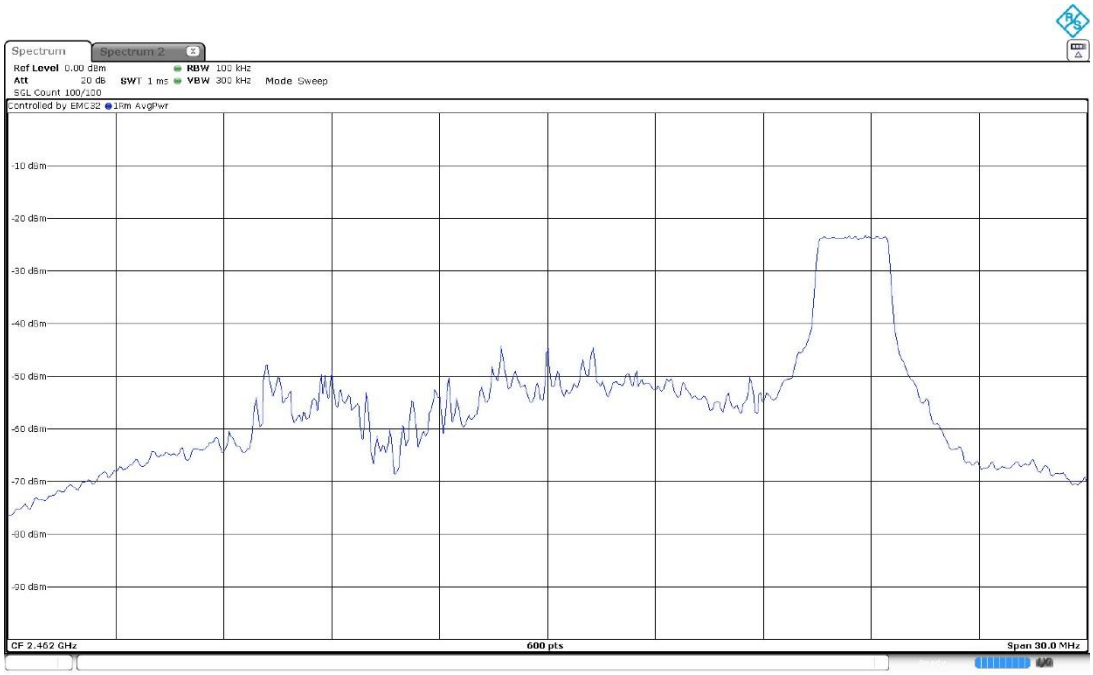

Equipment Type = Digital Transmission System (DTS)
Modulation = 802.11ax20 OFDM RU
MIMO Mode = SISO

Bandwidth MHz = 20
Frequency MHz = 2472.00000
Active Port = 1

Images:

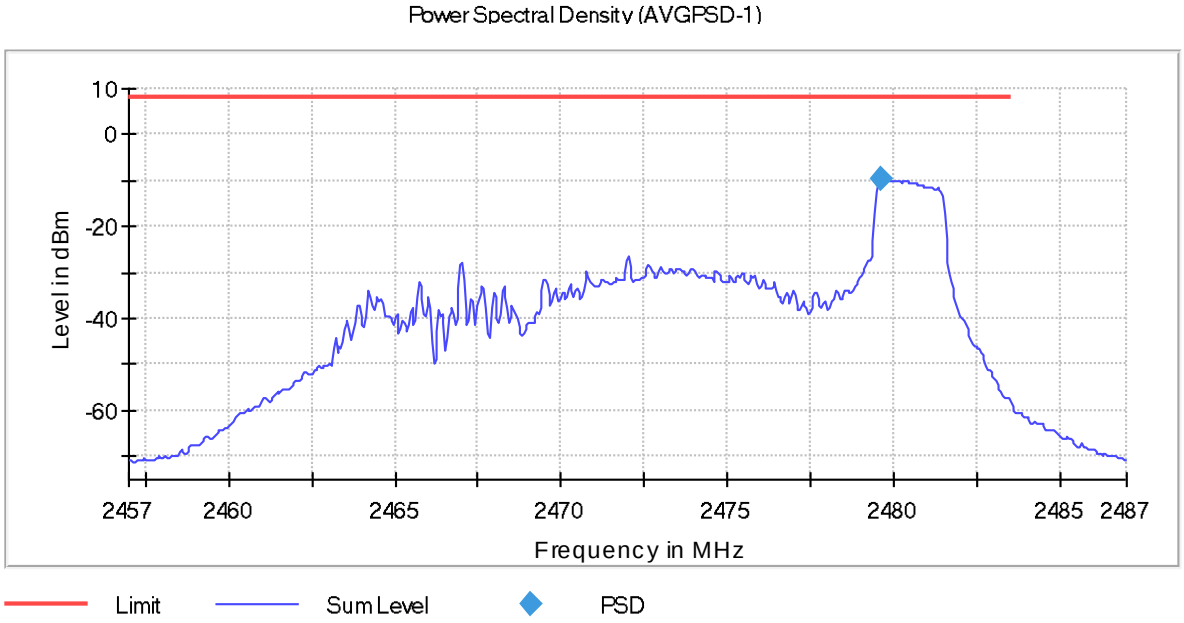

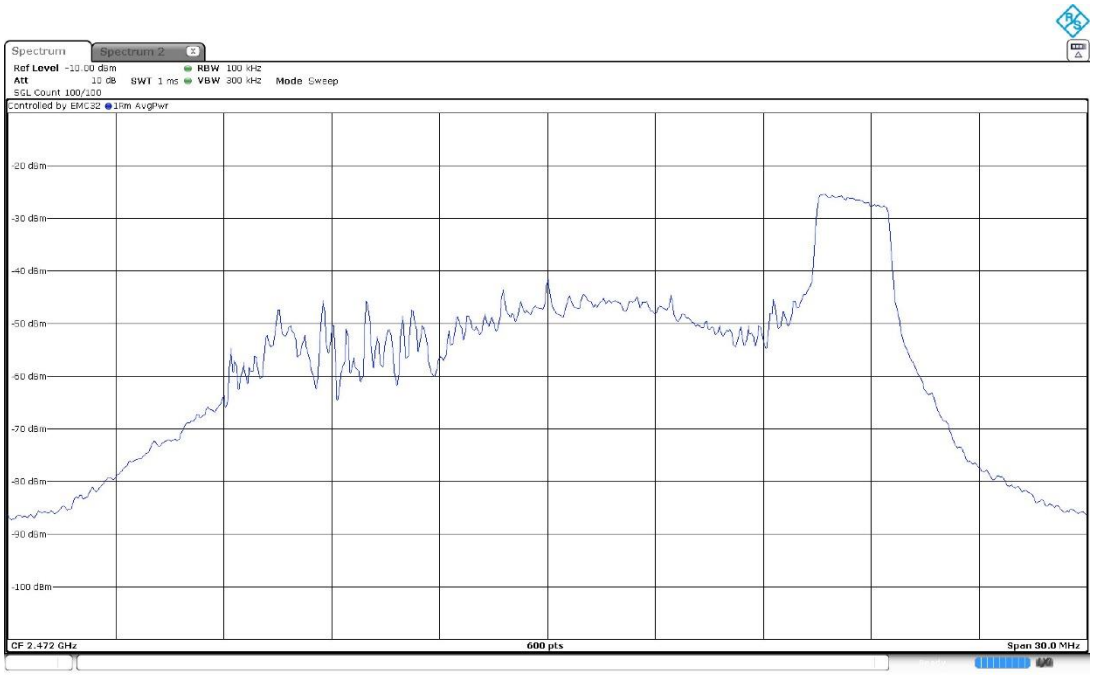

RSS-247 5.4 (d) / FCC 15.247 (b) (3) Maximum Peak Conducted output power

Limits

For systems using digital modulation in the 2400-2483.5 MHz band: 1 watt (30 dBm).

Results

Modulation: 802.11b (DSSS 1 Mbit/s)

Equipment	BW (MHz)	Freq (MHz)	Port	Peak Power (dBm)	Max EIRP Power (dBm)
Digital Transmission System (DTS)	20	2412.00000	1	7.624	7.724
		2437.00000		7.462	7.562
		2462.00000		7.381	7.481
		2467.00000		7.347	7.447
		2472.00000		6.982	7.082

Modulation: 802.11g (OFDM 6 Mbit/s)

Equipment	BW (MHz)	Freq (MHz)	Port	Peak Power (dBm)	Max EIRP Power (dBm)
Digital Transmission System (DTS)	20	2412.00000	1	7.296	7.396
		2437.00000		7.207	7.307
		2462.00000		7.108	7.208
		2467.00000		7.073	7.173
		2472.00000		6.948	7.048

Modulation: 802.11n HT20 (OFDM MCS0)

Equipment	BW (MHz)	Freq (MHz)	Port	Peak Power (dBm)	Max EIRP Power (dBm)
Digital Transmission System (DTS)	20	2412.00000	1	7.093	7.193
		2437.00000		7.046	7.146
		2462.00000		7.922	8.022
		2467.00000		7.842	7.942
		2472.00000		7.864	7.964

Modulation: 802.11ax20 OFDM – SU Full-channel allocation

Equipment	BW (MHz)	Freq (MHz)	Port	Peak Power (dBm)	Max EIRP Power (dBm)
Digital Transmission System (DTS)	20	2412.00000	1	5.228	5.328
		2462.00000		4.880	4.980
		2472.00000		4.800	4.900

Modulation: 802.11ax20 OFDMA – RU Subcarrier allocation

Equipment	BW (MHz)	Freq (MHz)	Port	Peak Power (dBm)	Max EIRP Power (dBm)
Digital Transmission System (DTS)	20	2412.00000	1	5.110	5.210
		2437.00000		4.878	4.978
		2462.00000		4.735	4.835
		2472.00000		2.160	2.260

Verdict

Pass

RSS-247 5.5 / FCC 15.247 (d) Band-edge emissions compliance (Transmitter)

Limits

No Limit has been set to this test case

Results

Modulation: 802.11b (DSSS 1 Mbit/s)

Verdict

Pass

Attachments

Equipment Type = Digital Transmission System (DTS) Bandwidth MHz = 20

Modulation = 802.11b (DSSS 1 Mbit/s) Frequency MHz = 2412.00000

MIMO Mode = SISO Active Port = 1

Images:

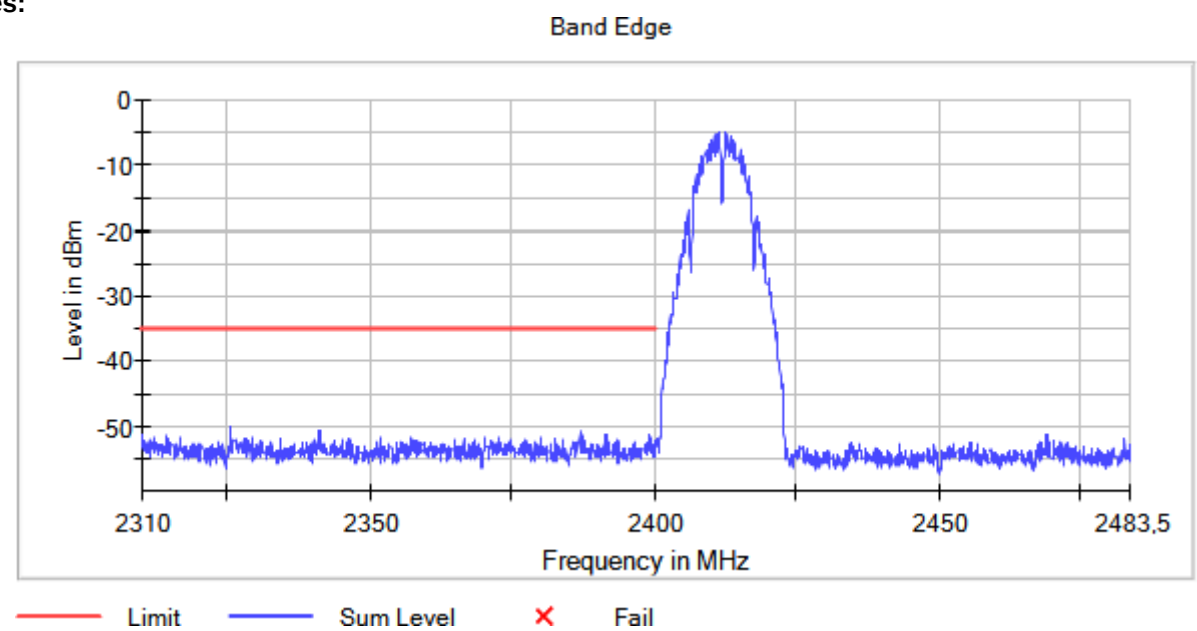

Tables:

Spectrum Analyzer Parameters 1

Setting	Instrument Value	Target Value
Start Frequency	2.31000 GHz	2.31000 GHz
Stop Frequency	2.40000 GHz	2.40000 GHz
Span	90.000 MHz	90.000 MHz
RBW	100.000 kHz	<= 100.000 kHz
VBW	300.000 kHz	>= 300.000 kHz
SweepPoints	1800	~ 1800
Sweeptime	113.672 µs	AUTO
Reference Level	10.000 dBm	10.000 dBm
Attenuation	30.000 dB	AUTO
Detector	MaxPeak	MaxPeak
SweepCount	100	100
Filter	3 dB	3 dB
Trace Mode	Max Hold	Max Hold
Sweeptype	FFT	AUTO
Preamp	off	off
Stablemode	Trace	Trace
Stablevalue	0.50 dB	0.50 dB
Run	4 / max. 150	max. 150
Stable	3 / 3	3
Max Stable Difference	0.00 dB	0.50 dB

Spectrum Analyzer Parameters 2

Setting	Instrument Value	Target Value
Start Frequency	2.40000 GHz	2.40000 GHz
Stop Frequency	2.48350 GHz	2.48350 GHz
Span	83.500 MHz	83.500 MHz
RBW	100.000 kHz	<= 100.000 kHz
VBW	300.000 kHz	>= 300.000 kHz
SweepPoints	1670	~ 1670
Sweeptime	94.727 µs	AUTO
Reference Level	10.000 dBm	10.000 dBm
Attenuation	30.000 dB	AUTO
Detector	MaxPeak	MaxPeak
SweepCount	100	100
Filter	3 dB	3 dB
Trace Mode	Max Hold	Max Hold
Sweeptype	FFT	AUTO
Preamp	off	off
Stablemode	Trace	Trace
Stablevalue	0.50 dB	0.50 dB
Run	9 / max. 150	max. 150
Stable	3 / 3	3
Max Stable Difference	0.26 dB	0.50 dB

Equipment Type = Digital Transmission System (DTS)
Modulation = 802.11b (DSSS 1 Mbit/s)
MIMO Mode = SISO

Bandwidth MHz = 20
Frequency MHz = 2462.00000
Active Port = 1

Images:

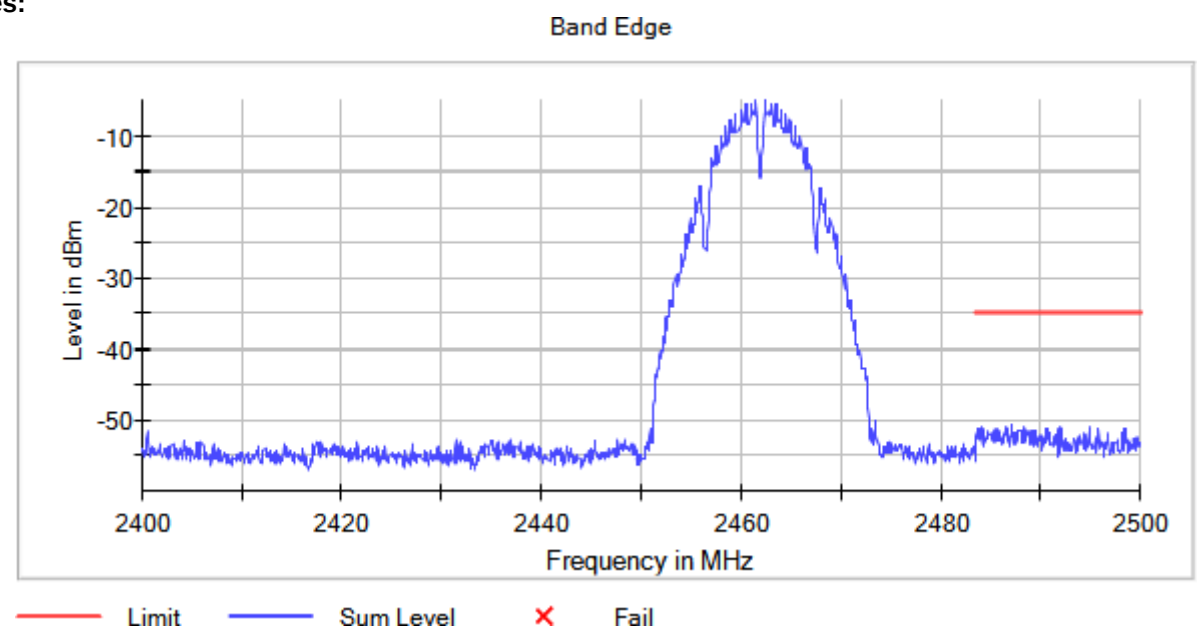

Tables:

Spectrum Analyzer Parameters 1

Setting	Instrument Value	Target Value
Start Frequency	2.31000 GHz	2.31000 GHz
Stop Frequency	2.40000 GHz	2.40000 GHz
Span	90.000 MHz	90.000 MHz
RBW	100.000 kHz	<= 100.000 kHz
VBW	300.000 kHz	>= 300.000 kHz
SweepPoints	1800	~ 1800
Sweeptime	113.672 µs	AUTO
Reference Level	10.000 dBm	10.000 dBm
Attenuation	30.000 dB	AUTO
Detector	MaxPeak	MaxPeak
SweepCount	100	100
Filter	3 dB	3 dB
Trace Mode	Max Hold	Max Hold
Sweeptype	FFT	AUTO
Preamp	off	off
Stablemode	Trace	Trace
Stablevalue	0.50 dB	0.50 dB
Run	4 / max. 150	max. 150
Stable	3 / 3	3
Max Stable Difference	0.00 dB	0.50 dB

Spectrum Analyzer Parameters 2

Setting	Instrument Value	Target Value
Start Frequency	2.40000 GHz	2.40000 GHz
Stop Frequency	2.48350 GHz	2.48350 GHz
Span	83.500 MHz	83.500 MHz
RBW	100.000 kHz	<= 100.000 kHz
VBW	300.000 kHz	>= 300.000 kHz
SweepPoints	1670	~ 1670
Sweeptime	94.727 µs	AUTO
Reference Level	10.000 dBm	10.000 dBm
Attenuation	30.000 dB	AUTO
Detector	MaxPeak	MaxPeak
SweepCount	100	100
Filter	3 dB	3 dB
Trace Mode	Max Hold	Max Hold
Sweeptype	FFT	AUTO
Preamp	off	off
Stablemode	Trace	Trace
Stablevalue	0.50 dB	0.50 dB
Run	9 / max. 150	max. 150
Stable	3 / 3	3
Max Stable Difference	0.26 dB	0.50 dB

Equipment Type = Digital Transmission System (DTS)
Modulation = 802.11b (DSSS 1 Mbit/s)
MIMO Mode = SISO

Bandwidth MHz = 20
Frequency MHz = 2467.00000
Active Port = 1

Images:

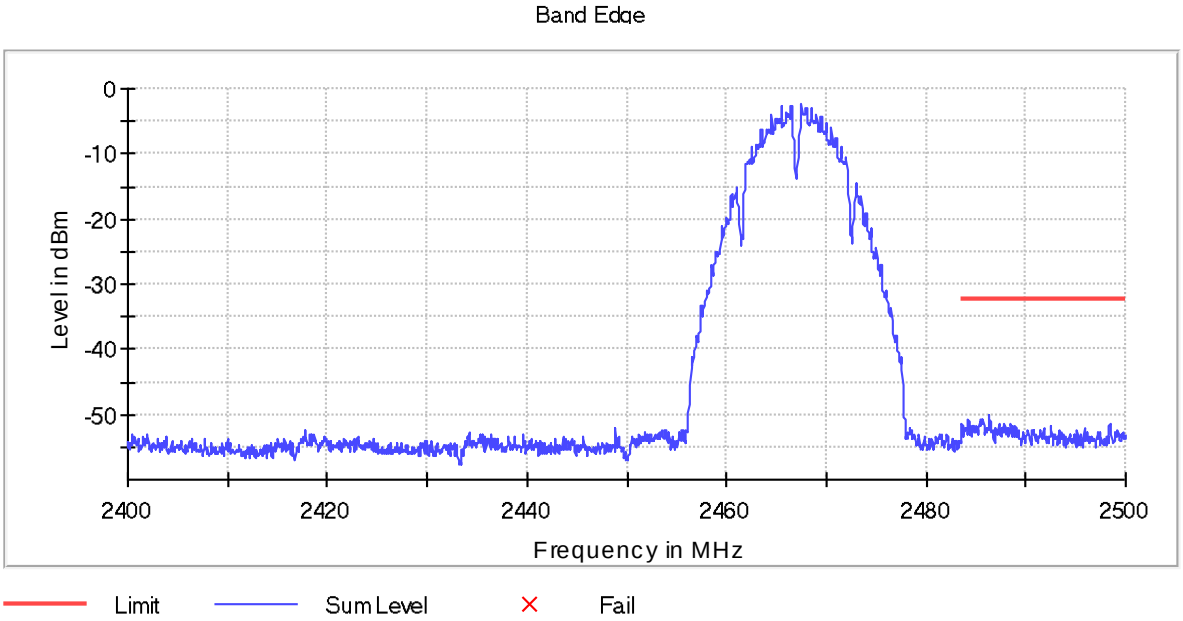

Tables:
Spectrum Analyzer Parameters 1

Setting	Instrument Value	Target Value
Start Frequency	2.40000 GHz	2.40000 GHz
Stop Frequency	2.48350 GHz	2.48350 GHz
Span	83.500 MHz	83.500 MHz
RBW	100.000 kHz	<= 100.000 kHz
VBW	300.000 kHz	>= 300.000 kHz
SweepPoints	1670	~ 1670
Sweeptime	94.727 µs	AUTO
Reference Level	10.000 dBm	10.000 dBm
Attenuation	30.000 dB	AUTO
Detector	MaxPeak	MaxPeak
SweepCount	100	100
Filter	3 dB	3 dB
Trace Mode	Max Hold	Max Hold
Sweeptype	FFT	AUTO
Preamp	off	off
Stablemode	Trace	Trace
Stablevalue	0.50 dB	0.50 dB
Run	13 / max. 150	max. 150
Stable	3 / 3	3
Max Stable Difference	0.46 dB	0.50 dB

Spectrum Analyzer Parameters 2

Setting	Instrument Value	Target Value
Start Frequency	2.48350 GHz	2.48350 GHz
Stop Frequency	2.50000 GHz	2.50000 GHz
Span	16.500 MHz	16.500 MHz
RBW	100.000 kHz	<= 100.000 kHz
VBW	300.000 kHz	>= 300.000 kHz
SweepPoints	330	~ 330
Sweeptime	18.945 µs	AUTO
Reference Level	10.000 dBm	10.000 dBm
Attenuation	30.000 dB	AUTO
Detector	MaxPeak	MaxPeak
SweepCount	100	100
Filter	3 dB	3 dB
Trace Mode	Max Hold	Max Hold
Sweeptype	FFT	AUTO
Preamp	off	off
Stablemode	Trace	Trace
Stablevalue	0.50 dB	0.50 dB
Run	4 / max. 150	max. 150
Stable	3 / 3	3
Max Stable Difference	0.00 dB	0.50 dB

Equipment Type = Digital Transmission System (DTS)
Modulation = 802.11b (DSSS 1 Mbit/s)
MIMO Mode = SISO

Bandwidth MHz = 20
Frequency MHz = 2472.00000
Active Port = 1

Images:

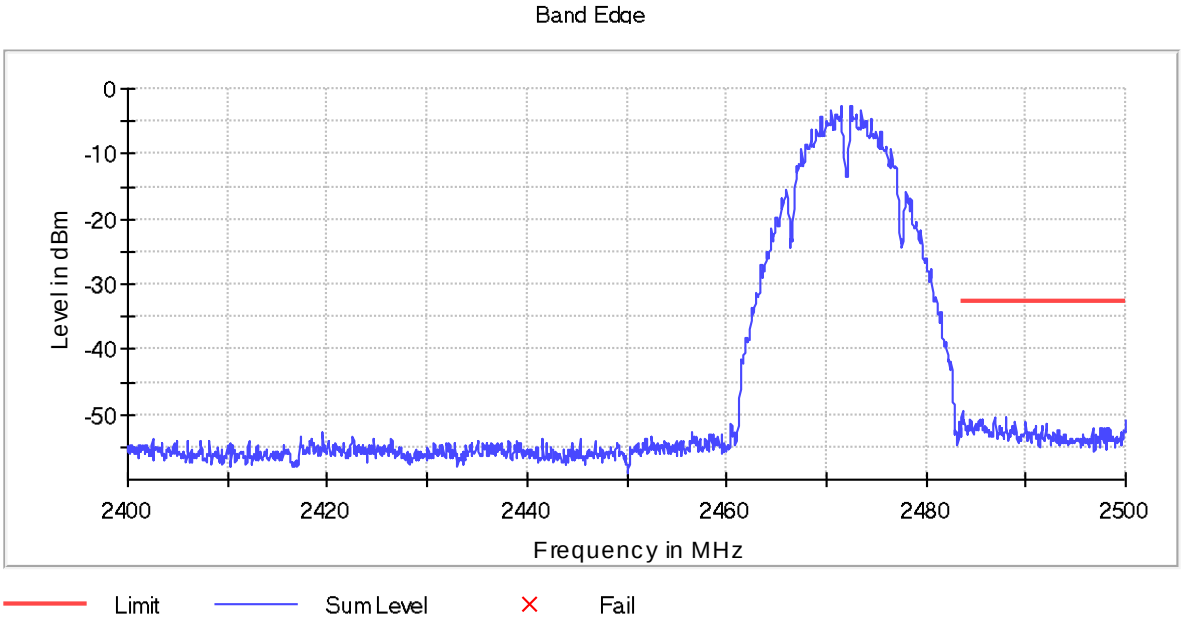

Tables:
Spectrum Analyzer Parameters 1

Setting	Instrument Value	Target Value
Start Frequency	2.40000 GHz	2.40000 GHz
Stop Frequency	2.48350 GHz	2.48350 GHz
Span	83.500 MHz	83.500 MHz
RBW	100.000 kHz	<= 100.000 kHz
VBW	300.000 kHz	>= 300.000 kHz
SweepPoints	1670	~ 1670
Sweeptime	94.727 µs	AUTO
Reference Level	10.000 dBm	10.000 dBm
Attenuation	30.000 dB	AUTO
Detector	MaxPeak	MaxPeak
SweepCount	100	100
Filter	3 dB	3 dB
Trace Mode	Max Hold	Max Hold
Sweeptype	FFT	AUTO
Preamp	off	off
Stablemode	Trace	Trace
Stablevalue	0.50 dB	0.50 dB
Run	4 / max. 150	max. 150
Stable	3 / 3	3
Max Stable Difference	0.25 dB	0.50 dB

Spectrum Analyzer Parameters 2

Setting	Instrument Value	Target Value
Start Frequency	2.48350 GHz	2.48350 GHz
Stop Frequency	2.50000 GHz	2.50000 GHz
Span	16.500 MHz	16.500 MHz
RBW	100.000 kHz	<= 100.000 kHz
VBW	300.000 kHz	>= 300.000 kHz
SweepPoints	330	~ 330
Sweeptime	18.945 µs	AUTO
Reference Level	10.000 dBm	10.000 dBm
Attenuation	30.000 dB	AUTO
Detector	MaxPeak	MaxPeak
SweepCount	100	100
Filter	3 dB	3 dB
Trace Mode	Max Hold	Max Hold
Sweeptype	FFT	AUTO
Preamp	off	off
Stablemode	Trace	Trace
Stablevalue	0.50 dB	0.50 dB
Run	4 / max. 150	max. 150
Stable	3 / 3	3
Max Stable Difference	0.00 dB	0.50 dB

Results

Modulation: 802.11g (OFDM 6 Mbit/s)

Verdict

Pass

Attachments

Equipment Type = Digital Transmission System (DTS) Bandwidth MHz = 20

Modulation = 802.11g (OFDM 6 Mbit/s) Frequency MHz = 2412.00000

MIMO Mode = SISO Active Port = 1

Images:

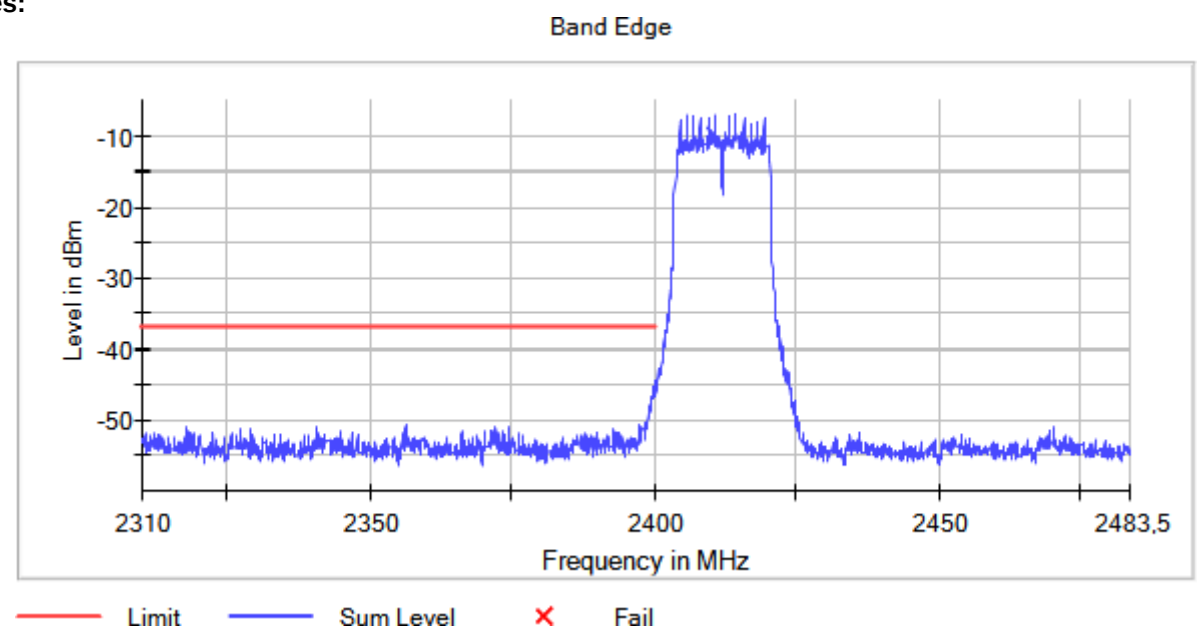

Tables:

Spectrum Analyzer Parameters 1

Setting	Instrument Value	Target Value
Start Frequency	2.31000 GHz	2.31000 GHz
Stop Frequency	2.40000 GHz	2.40000 GHz
Span	90.000 MHz	90.000 MHz
RBW	100.000 kHz	<= 100.000 kHz
VBW	300.000 kHz	>= 300.000 kHz
SweepPoints	1800	~ 1800
Sweeptime	113.672 µs	AUTO
Reference Level	10.000 dBm	10.000 dBm
Attenuation	30.000 dB	AUTO
Detector	MaxPeak	MaxPeak
SweepCount	100	100
Filter	3 dB	3 dB
Trace Mode	Max Hold	Max Hold
Sweeptype	FFT	AUTO
Preamp	off	off
Stablemode	Trace	Trace
Stablevalue	0.50 dB	0.50 dB
Run	4 / max. 150	max. 150
Stable	3 / 3	3
Max Stable Difference	0.00 dB	0.50 dB

Spectrum Analyzer Parameters 2

Setting	Instrument Value	Target Value
Start Frequency	2.40000 GHz	2.40000 GHz
Stop Frequency	2.48350 GHz	2.48350 GHz
Span	83.500 MHz	83.500 MHz
RBW	100.000 kHz	<= 100.000 kHz
VBW	300.000 kHz	>= 300.000 kHz
SweepPoints	1670	~ 1670
Sweeptime	94.727 µs	AUTO
Reference Level	10.000 dBm	10.000 dBm
Attenuation	30.000 dB	AUTO
Detector	MaxPeak	MaxPeak
SweepCount	100	100
Filter	3 dB	3 dB
Trace Mode	Max Hold	Max Hold
Sweeptype	FFT	AUTO
Preamp	off	off
Stablemode	Trace	Trace
Stablevalue	0.50 dB	0.50 dB
Run	25 / max. 150	max. 150
Stable	3 / 3	3
Max Stable Difference	0.31 dB	0.50 dB

Equipment Type = Digital Transmission System (DTS) Bandwidth MHz = 20

Modulation = 802.11g (OFDM 6 Mbit/s) Frequency MHz = 2462.00000

MIMO Mode = SISO Active Port = 1

Images:

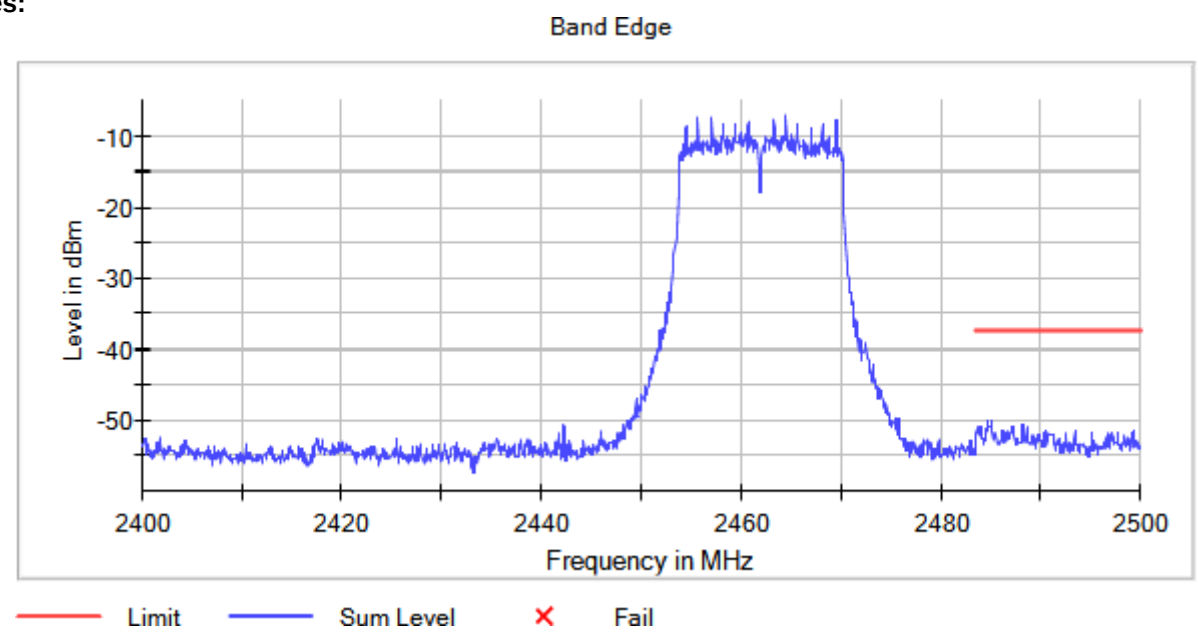

Tables:

Spectrum Analyzer Parameters 1

Setting	Instrument Value	Target Value
Start Frequency	2.31000 GHz	2.31000 GHz
Stop Frequency	2.40000 GHz	2.40000 GHz
Span	90.000 MHz	90.000 MHz
RBW	100.000 kHz	<= 100.000 kHz
VBW	300.000 kHz	>= 300.000 kHz
SweepPoints	1800	~ 1800
Sweeptime	113.672 µs	AUTO
Reference Level	10.000 dBm	10.000 dBm
Attenuation	30.000 dB	AUTO
Detector	MaxPeak	MaxPeak
SweepCount	100	100
Filter	3 dB	3 dB
Trace Mode	Max Hold	Max Hold
Sweeptype	FFT	AUTO
Preamp	off	off
Stablemode	Trace	Trace
Stablevalue	0.50 dB	0.50 dB
Run	4 / max. 150	max. 150
Stable	3 / 3	3
Max Stable Difference	0.00 dB	0.50 dB

Spectrum Analyzer Parameters 2

Setting	Instrument Value	Target Value
Start Frequency	2.40000 GHz	2.40000 GHz
Stop Frequency	2.48350 GHz	2.48350 GHz
Span	83.500 MHz	83.500 MHz
RBW	100.000 kHz	<= 100.000 kHz
VBW	300.000 kHz	>= 300.000 kHz
SweepPoints	1670	~ 1670
Sweeptime	94.727 µs	AUTO
Reference Level	10.000 dBm	10.000 dBm
Attenuation	30.000 dB	AUTO
Detector	MaxPeak	MaxPeak
SweepCount	100	100
Filter	3 dB	3 dB
Trace Mode	Max Hold	Max Hold
Sweeptype	FFT	AUTO
Preamp	off	off
Stablemode	Trace	Trace
Stablevalue	0.50 dB	0.50 dB
Run	25 / max. 150	max. 150
Stable	3 / 3	3
Max Stable Difference	0.31 dB	0.50 dB

Equipment Type = Digital Transmission System (DTS) Bandwidth MHz = 20

Modulation = 802.11g (OFDM 6 Mbit/s) Frequency MHz = 2467.00000

MIMO Mode = SISO Active Port = 1

Images:

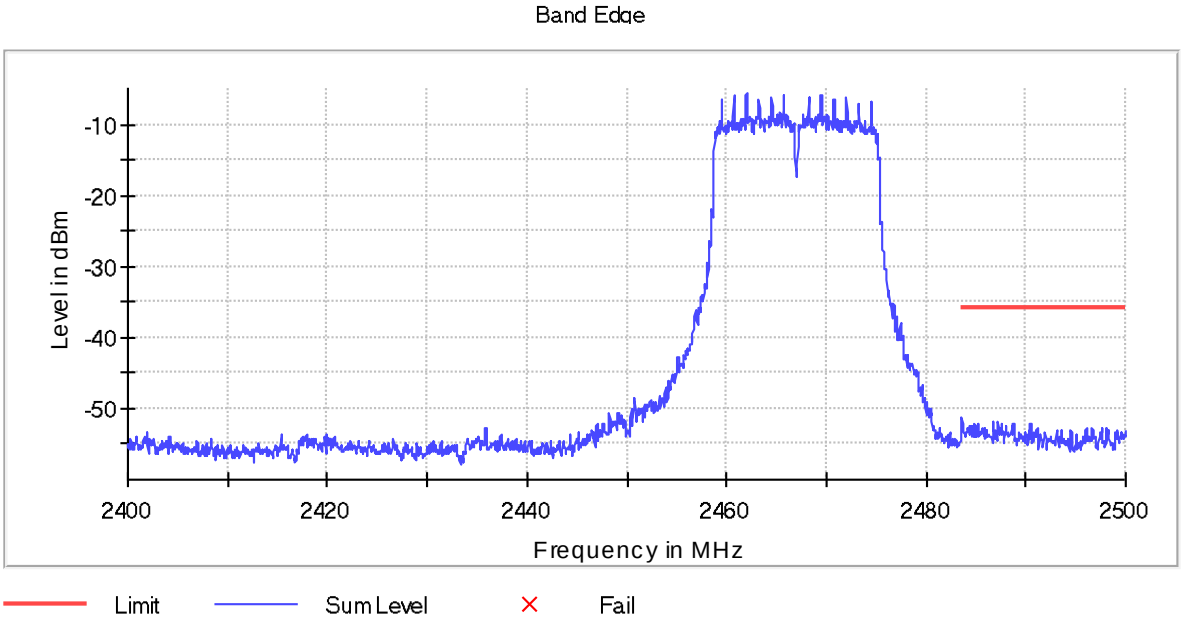

Tables:

Spectrum Analyzer Parameters 1

Setting	Instrument Value	Target Value
Start Frequency	2.40000 GHz	2.40000 GHz
Stop Frequency	2.48350 GHz	2.48350 GHz
Span	83.500 MHz	83.500 MHz
RBW	100.000 kHz	<= 100.000 kHz
VBW	300.000 kHz	>= 300.000 kHz
SweepPoints	1670	~ 1670
Sweeptime	94.727 µs	AUTO
Reference Level	10.000 dBm	10.000 dBm
Attenuation	30.000 dB	AUTO
Detector	MaxPeak	MaxPeak
SweepCount	100	100
Filter	3 dB	3 dB
Trace Mode	Max Hold	Max Hold
Sweeptype	FFT	AUTO
Preamp	off	off
Stablemode	Trace	Trace
Stablevalue	0.50 dB	0.50 dB
Run	24 / max. 150	max. 150
Stable	3 / 3	3
Max Stable Difference	0.24 dB	0.50 dB

Spectrum Analyzer Parameters 2

Setting	Instrument Value	Target Value
Start Frequency	2.48350 GHz	2.48350 GHz
Stop Frequency	2.50000 GHz	2.50000 GHz
Span	16.500 MHz	16.500 MHz
RBW	100.000 kHz	<= 100.000 kHz
VBW	300.000 kHz	>= 300.000 kHz
SweepPoints	330	~ 330
Sweeptime	18.945 µs	AUTO
Reference Level	10.000 dBm	10.000 dBm
Attenuation	30.000 dB	AUTO
Detector	MaxPeak	MaxPeak
SweepCount	100	100
Filter	3 dB	3 dB
Trace Mode	Max Hold	Max Hold
Sweeptype	FFT	AUTO
Preamp	off	off
Stablemode	Trace	Trace
Stablevalue	0.50 dB	0.50 dB
Run	4 / max. 150	max. 150
Stable	3 / 3	3
Max Stable Difference	0.00 dB	0.50 dB

Equipment Type = Digital Transmission System (DTS) Bandwidth MHz = 20

Modulation = 802.11g (OFDM 6 Mbit/s) Frequency MHz = 2472.00000

MIMO Mode = SISO Active Port = 1

Images:

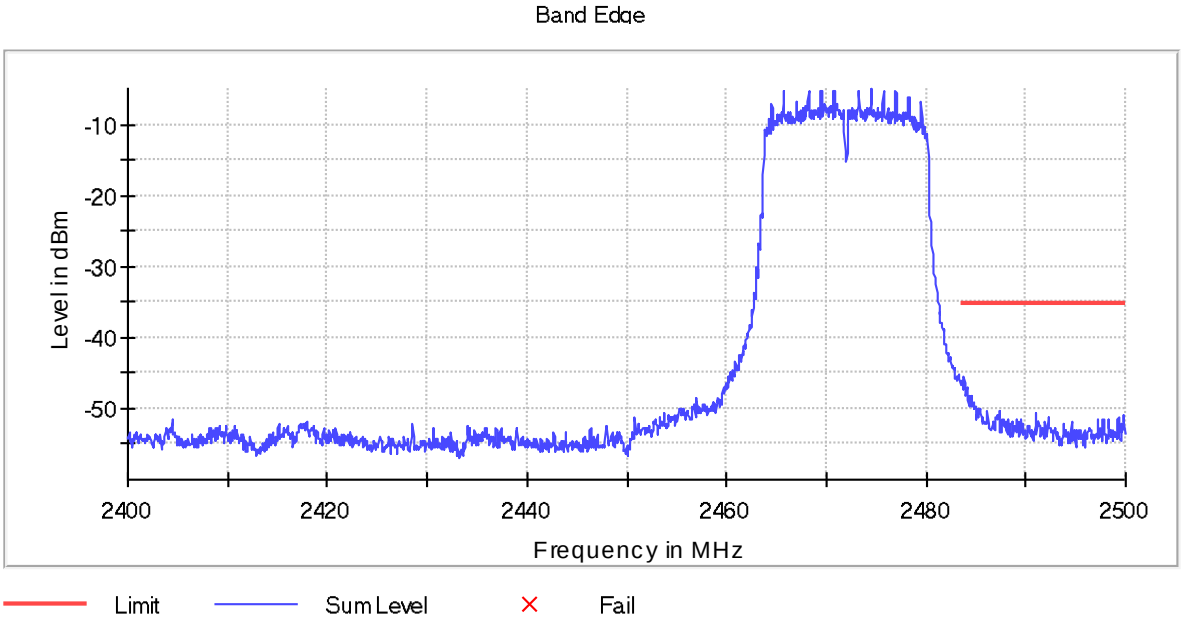

Tables:

Spectrum Analyzer Parameters 1

Setting	Instrument Value	Target Value
Start Frequency	2.40000 GHz	2.40000 GHz
Stop Frequency	2.48350 GHz	2.48350 GHz
Span	83.500 MHz	83.500 MHz
RBW	100.000 kHz	<= 100.000 kHz
VBW	300.000 kHz	>= 300.000 kHz
SweepPoints	1670	~ 1670
Sweeptime	94.727 µs	AUTO
Reference Level	10.000 dBm	10.000 dBm
Attenuation	30.000 dB	AUTO
Detector	MaxPeak	MaxPeak
SweepCount	100	100
Filter	3 dB	3 dB
Trace Mode	Max Hold	Max Hold
Sweeptype	FFT	AUTO
Preamp	off	off
Stablemode	Trace	Trace
Stablevalue	0.50 dB	0.50 dB
Run	18 / max. 150	max. 150
Stable	3 / 3	3
Max Stable Difference	0.20 dB	0.50 dB

Spectrum Analyzer Parameters 2

Setting	Instrument Value	Target Value
Start Frequency	2.48350 GHz	2.48350 GHz
Stop Frequency	2.50000 GHz	2.50000 GHz
Span	16.500 MHz	16.500 MHz
RBW	100.000 kHz	<= 100.000 kHz
VBW	300.000 kHz	>= 300.000 kHz
SweepPoints	330	~ 330
Sweeptime	18.945 µs	AUTO
Reference Level	10.000 dBm	10.000 dBm
Attenuation	30.000 dB	AUTO
Detector	MaxPeak	MaxPeak
SweepCount	100	100
Filter	3 dB	3 dB
Trace Mode	Max Hold	Max Hold
Sweeptype	FFT	AUTO
Preamp	off	off
Stablemode	Trace	Trace
Stablevalue	0.50 dB	0.50 dB
Run	4 / max. 150	max. 150
Stable	3 / 3	3
Max Stable Difference	0.00 dB	0.50 dB

Results

Modulation: 802.11n HT20 (OFDM MCS0)

Verdict

Pass

Attachments

Equipment Type = Digital Transmission System (DTS) Bandwidth MHz = 20

Modulation = 802.11n HT20 (OFDM MCS0) Frequency MHz = 2412.00000

MIMO Mode = SISO Active Port = 1

Images:

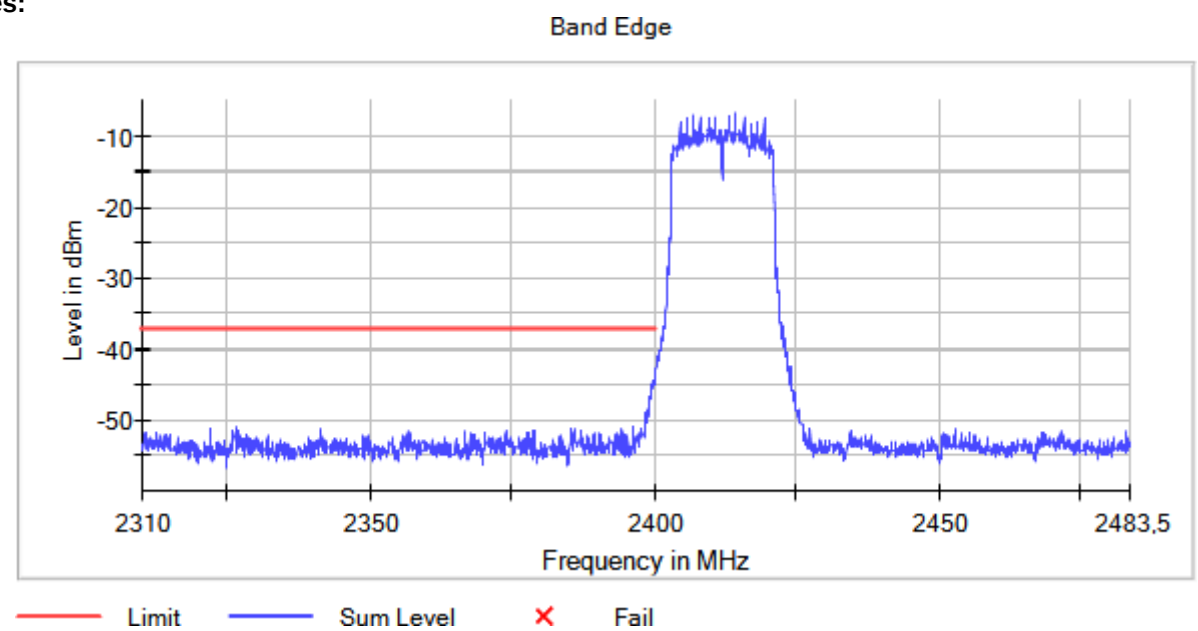

Tables:

Spectrum Analyzer Parameters 1

Setting	Instrument Value	Target Value
Start Frequency	2.31000 GHz	2.31000 GHz
Stop Frequency	2.40000 GHz	2.40000 GHz
Span	90.000 MHz	90.000 MHz
RBW	100.000 kHz	<= 100.000 kHz
VBW	300.000 kHz	>= 300.000 kHz
SweepPoints	1800	~ 1800
Sweeptime	113.672 µs	AUTO
Reference Level	10.000 dBm	10.000 dBm
Attenuation	30.000 dB	AUTO
Detector	MaxPeak	MaxPeak
SweepCount	100	100
Filter	3 dB	3 dB
Trace Mode	Max Hold	Max Hold
Sweeptype	FFT	AUTO
Preamp	off	off
Stablemode	Trace	Trace
Stablevalue	0.50 dB	0.50 dB
Run	4 / max. 150	max. 150
Stable	3 / 3	3
Max Stable Difference	0.00 dB	0.50 dB

Spectrum Analyzer Parameters 2

Setting	Instrument Value	Target Value
Start Frequency	2.40000 GHz	2.40000 GHz
Stop Frequency	2.48350 GHz	2.48350 GHz
Span	83.500 MHz	83.500 MHz
RBW	100.000 kHz	<= 100.000 kHz
VBW	300.000 kHz	>= 300.000 kHz
SweepPoints	1670	~ 1670
Sweeptime	94.727 µs	AUTO
Reference Level	10.000 dBm	10.000 dBm
Attenuation	30.000 dB	AUTO
Detector	MaxPeak	MaxPeak
SweepCount	100	100
Filter	3 dB	3 dB
Trace Mode	Max Hold	Max Hold
Sweeptype	FFT	AUTO
Preamp	off	off
Stablemode	Trace	Trace
Stablevalue	0.50 dB	0.50 dB
Run	61 / max. 150	max. 150
Stable	3 / 3	3
Max Stable Difference	0.38 dB	0.50 dB

Equipment Type = Digital Transmission System (DTS) Bandwidth MHz = 20

Modulation = 802.11n HT20 (OFDM MCS0) Frequency MHz = 2462.00000

MIMO Mode = SISO Active Port = 1

Images:

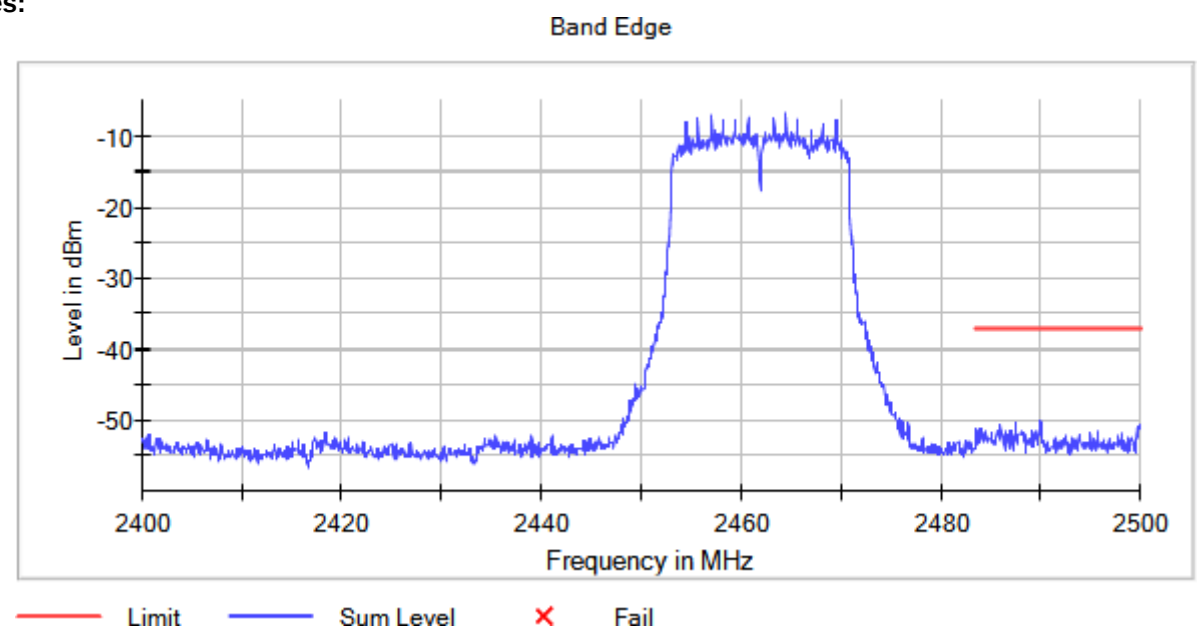

Tables:

Spectrum Analyzer Parameters 1

Setting	Instrument Value	Target Value
Start Frequency	2.31000 GHz	2.31000 GHz
Stop Frequency	2.40000 GHz	2.40000 GHz
Span	90.000 MHz	90.000 MHz
RBW	100.000 kHz	<= 100.000 kHz
VBW	300.000 kHz	>= 300.000 kHz
SweepPoints	1800	~ 1800
Sweeptime	113.672 µs	AUTO
Reference Level	10.000 dBm	10.000 dBm
Attenuation	30.000 dB	AUTO
Detector	MaxPeak	MaxPeak
SweepCount	100	100
Filter	3 dB	3 dB
Trace Mode	Max Hold	Max Hold
Sweeptype	FFT	AUTO
Preamp	off	off
Stablemode	Trace	Trace
Stablevalue	0.50 dB	0.50 dB
Run	4 / max. 150	max. 150
Stable	3 / 3	3
Max Stable Difference	0.00 dB	0.50 dB

Spectrum Analyzer Parameters 2

Setting	Instrument Value	Target Value
Start Frequency	2.40000 GHz	2.40000 GHz
Stop Frequency	2.48350 GHz	2.48350 GHz
Span	83.500 MHz	83.500 MHz
RBW	100.000 kHz	<= 100.000 kHz
VBW	300.000 kHz	>= 300.000 kHz
SweepPoints	1670	~ 1670
Sweeptime	94.727 µs	AUTO
Reference Level	10.000 dBm	10.000 dBm
Attenuation	30.000 dB	AUTO
Detector	MaxPeak	MaxPeak
SweepCount	100	100
Filter	3 dB	3 dB
Trace Mode	Max Hold	Max Hold
Sweeptype	FFT	AUTO
Preamp	off	off
Stablemode	Trace	Trace
Stablevalue	0.50 dB	0.50 dB
Run	61 / max. 150	max. 150
Stable	3 / 3	3
Max Stable Difference	0.38 dB	0.50 dB

Equipment Type = Digital Transmission System (DTS) Bandwidth MHz = 20

Modulation = 802.11n HT20 (OFDM MCS0) Frequency MHz = 2467.00000

MIMO Mode = SISO Active Port = 1

Images:

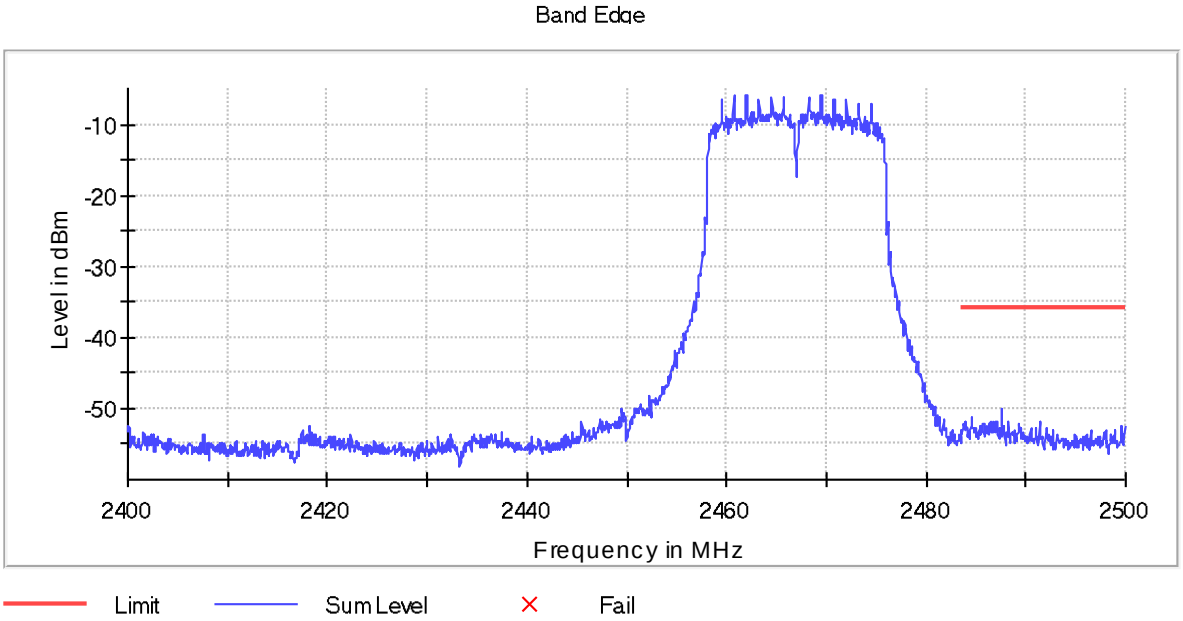

Tables:

Spectrum Analyzer Parameters 1

Setting	Instrument Value	Target Value
Start Frequency	2.40000 GHz	2.40000 GHz
Stop Frequency	2.48350 GHz	2.48350 GHz
Span	83.500 MHz	83.500 MHz
RBW	100.000 kHz	<= 100.000 kHz
VBW	300.000 kHz	>= 300.000 kHz
SweepPoints	1670	~ 1670
Sweeptime	94.727 µs	AUTO
Reference Level	10.000 dBm	10.000 dBm
Attenuation	30.000 dB	AUTO
Detector	MaxPeak	MaxPeak
SweepCount	100	100
Filter	3 dB	3 dB
Trace Mode	Max Hold	Max Hold
Sweeptype	FFT	AUTO
Preamp	off	off
Stablemode	Trace	Trace
Stablevalue	0.50 dB	0.50 dB
Run	38 / max. 150	max. 150
Stable	3 / 3	3
Max Stable Difference	0.30 dB	0.50 dB

Spectrum Analyzer Parameters 2

Setting	Instrument Value	Target Value
Start Frequency	2.48350 GHz	2.48350 GHz
Stop Frequency	2.50000 GHz	2.50000 GHz
Span	16.500 MHz	16.500 MHz
RBW	100.000 kHz	<= 100.000 kHz
VBW	300.000 kHz	>= 300.000 kHz
SweepPoints	330	~ 330
Sweeptime	18.945 µs	AUTO
Reference Level	10.000 dBm	10.000 dBm
Attenuation	30.000 dB	AUTO
Detector	MaxPeak	MaxPeak
SweepCount	100	100
Filter	3 dB	3 dB
Trace Mode	Max Hold	Max Hold
Sweeptype	FFT	AUTO
Preamp	off	off
Stablemode	Trace	Trace
Stablevalue	0.50 dB	0.50 dB
Run	4 / max. 150	max. 150
Stable	3 / 3	3
Max Stable Difference	0.00 dB	0.50 dB

Equipment Type = Digital Transmission System (DTS) Bandwidth MHz = 20

Modulation = 802.11n HT20 (OFDM MCS0) Frequency MHz = 2472.00000

MIMO Mode = SISO Active Port = 1

Images:

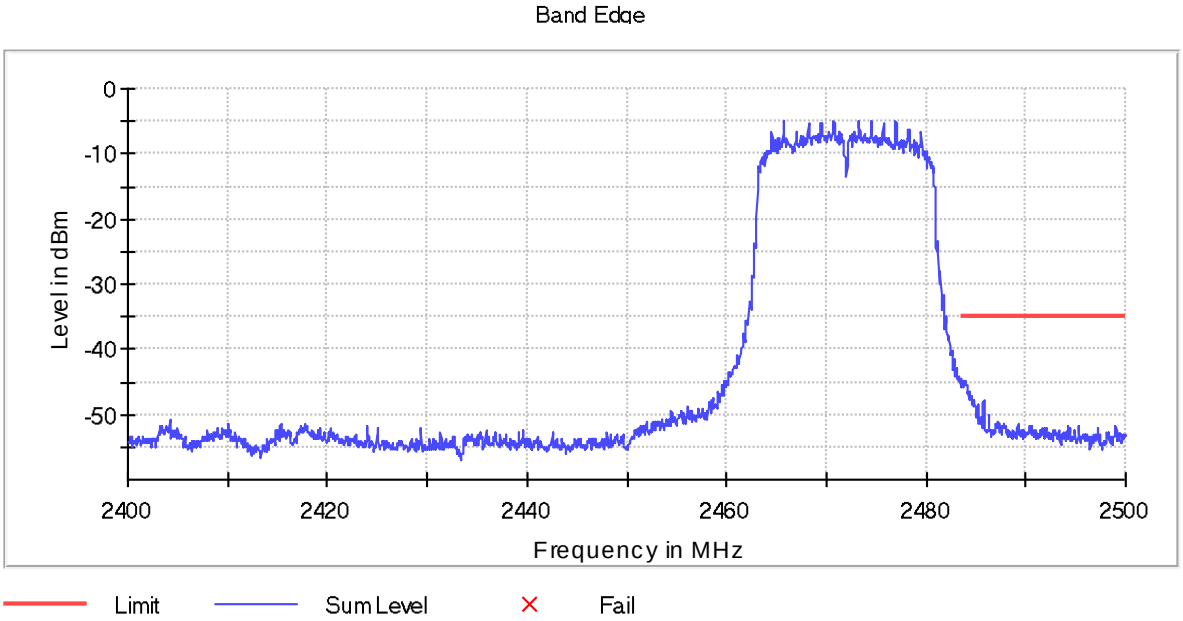

Tables:

Spectrum Analyzer Parameters 1

Setting	Instrument Value	Target Value
Start Frequency	2.40000 GHz	2.40000 GHz
Stop Frequency	2.48350 GHz	2.48350 GHz
Span	83.500 MHz	83.500 MHz
RBW	100.000 kHz	<= 100.000 kHz
VBW	300.000 kHz	>= 300.000 kHz
SweepPoints	1670	~ 1670
Sweeptime	94.727 µs	AUTO
Reference Level	10.000 dBm	10.000 dBm
Attenuation	30.000 dB	AUTO
Detector	MaxPeak	MaxPeak
SweepCount	100	100
Filter	3 dB	3 dB
Trace Mode	Max Hold	Max Hold
Sweeptype	FFT	AUTO
Preamp	off	off
Stablemode	Trace	Trace
Stablevalue	0.50 dB	0.50 dB
Run	37 / max. 150	max. 150
Stable	3 / 3	3
Max Stable Difference	0.20 dB	0.50 dB

Spectrum Analyzer Parameters 2

Setting	Instrument Value	Target Value
Start Frequency	2.48350 GHz	2.48350 GHz
Stop Frequency	2.50000 GHz	2.50000 GHz
Span	16.500 MHz	16.500 MHz
RBW	100.000 kHz	<= 100.000 kHz
VBW	300.000 kHz	>= 300.000 kHz
SweepPoints	330	~ 330
Sweeptime	18.945 µs	AUTO
Reference Level	10.000 dBm	10.000 dBm
Attenuation	30.000 dB	AUTO
Detector	MaxPeak	MaxPeak
SweepCount	100	100
Filter	3 dB	3 dB
Trace Mode	Max Hold	Max Hold
Sweeptype	FFT	AUTO
Preamp	off	off
Stablemode	Trace	Trace
Stablevalue	0.50 dB	0.50 dB
Run	4 / max. 150	max. 150
Stable	3 / 3	3
Max Stable Difference	0.00 dB	0.50 dB

Results

Modulation: 802.11ax20 OFDM – SU Full-channel allocation

Verdict

Pass

Attachments

Equipment Type = Digital Transmission System (DTS)
Modulation = 802.11ax20 OFDM – SU Full-channel allocation
MIMO Mode = SISO

Bandwidth MHz = 20
Frequency MHz = 2412.00000
Active Port = 1

Images:

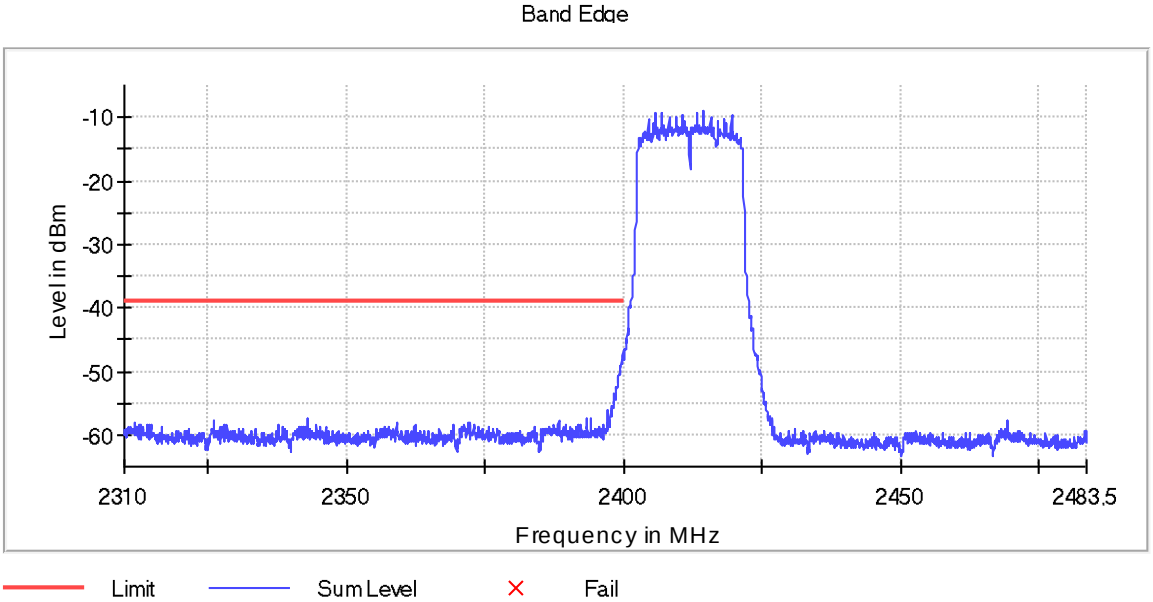

Tables:

Spectrum Analyzer Parameters 1

Setting	Instrument Value	Target Value
Start Frequency	2.31000 GHz	2.31000 GHz
Stop Frequency	2.40000 GHz	2.40000 GHz
Span	90.000 MHz	90.000 MHz
RBW	100.000 kHz	<= 100.000 kHz
VBW	300.000 kHz	>= 300.000 kHz
SweepPoints	1800	~ 1800
Sweeptime	113.672 µs	AUTO
Reference Level	0.000 dBm	0.000 dBm
Attenuation	20.000 dB	AUTO
Detector	MaxPeak	MaxPeak
SweepCount	100	100
Filter	3 dB	3 dB
Trace Mode	Max Hold	Max Hold
Sweeptype	FFT	AUTO
Preamp	off	off
Stablemode	Trace	Trace
Stablevalue	0.50 dB	0.50 dB
Run	22 / max. 150	max. 150
Stable	3 / 3	3
Max Stable Difference	0.00 dB	0.50 dB

Spectrum Analyzer Parameters 2

Setting	Instrument Value	Target Value
Start Frequency	2.40000 GHz	2.40000 GHz
Stop Frequency	2.48350 GHz	2.48350 GHz
Span	83.500 MHz	83.500 MHz
RBW	100.000 kHz	<= 100.000 kHz
VBW	300.000 kHz	>= 300.000 kHz
SweepPoints	1670	~ 1670
Sweeptime	94.727 µs	AUTO
Reference Level	0.000 dBm	0.000 dBm
Attenuation	20.000 dB	AUTO
Detector	MaxPeak	MaxPeak
SweepCount	100	100
Filter	3 dB	3 dB
Trace Mode	Max Hold	Max Hold
Sweeptype	FFT	AUTO
Preamp	off	off
Stablemode	Trace	Trace
Stablevalue	0.50 dB	0.50 dB
Run	77 / max. 150	max. 150
Stable	3 / 3	3
Max Stable Difference	0.12 dB	0.50 dB

Equipment Type = Digital Transmission System (DTS)
Modulation = 802.11ax20 OFDM – SU Full-channel allocation
MIMO Mode = SISO

Bandwidth MHz = 20
Frequency MHz = 2462.00000
Active Port = 1

Images:

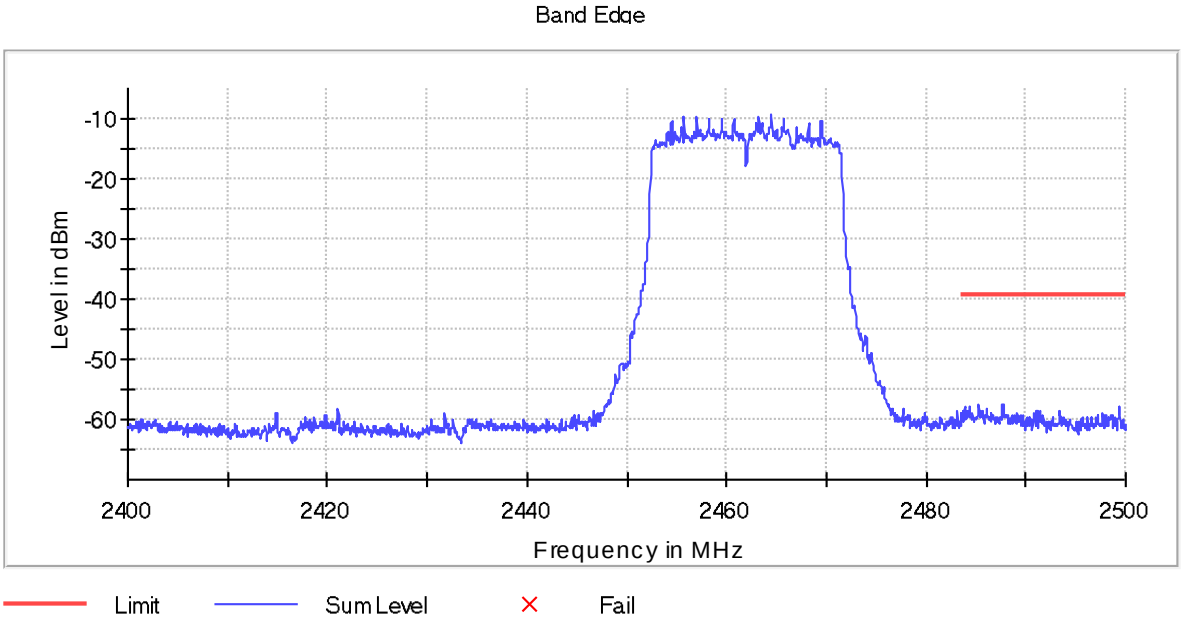

Tables:
Spectrum Analyzer Parameters 1

Setting	Instrument Value	Target Value
Start Frequency	2.40000 GHz	2.40000 GHz
Stop Frequency	2.48350 GHz	2.48350 GHz
Span	83.500 MHz	83.500 MHz
RBW	100.000 kHz	<= 100.000 kHz
VBW	300.000 kHz	>= 300.000 kHz
SweepPoints	1670	~ 1670
Sweeptime	94.727 µs	AUTO
Reference Level	0.000 dBm	0.000 dBm
Attenuation	20.000 dB	AUTO
Detector	MaxPeak	MaxPeak
SweepCount	100	100
Filter	3 dB	3 dB
Trace Mode	Max Hold	Max Hold
Sweeptype	FFT	AUTO
Preamp	off	off
Stablemode	Trace	Trace
Stablevalue	0.50 dB	0.50 dB
Run	40 / max. 150	max. 150
Stable	3 / 3	3
Max Stable Difference	0.05 dB	0.50 dB

Spectrum Analyzer Parameters 2

Setting	Instrument Value	Target Value
Start Frequency	2.48350 GHz	2.48350 GHz
Stop Frequency	2.50000 GHz	2.50000 GHz
Span	16.500 MHz	16.500 MHz
RBW	100.000 kHz	<= 100.000 kHz
VBW	300.000 kHz	>= 300.000 kHz
SweepPoints	330	~ 330
Sweeptime	18.945 µs	AUTO
Reference Level	0.000 dBm	0.000 dBm
Attenuation	20.000 dB	AUTO
Detector	MaxPeak	MaxPeak
SweepCount	100	100
Filter	3 dB	3 dB
Trace Mode	Max Hold	Max Hold
Sweeptype	FFT	AUTO
Preamp	off	off
Stablemode	Trace	Trace
Stablevalue	0.50 dB	0.50 dB
Run	4 / max. 150	max. 150
Stable	3 / 3	3
Max Stable Difference	0.00 dB	0.50 dB

Equipment Type = Digital Transmission System (DTS)
Modulation = 802.11ax20 OFDM – SU Full-channel allocation
MIMO Mode = SISO

Bandwidth MHz = 20
Frequency MHz = 2472.00000
Active Port = 1

Images:

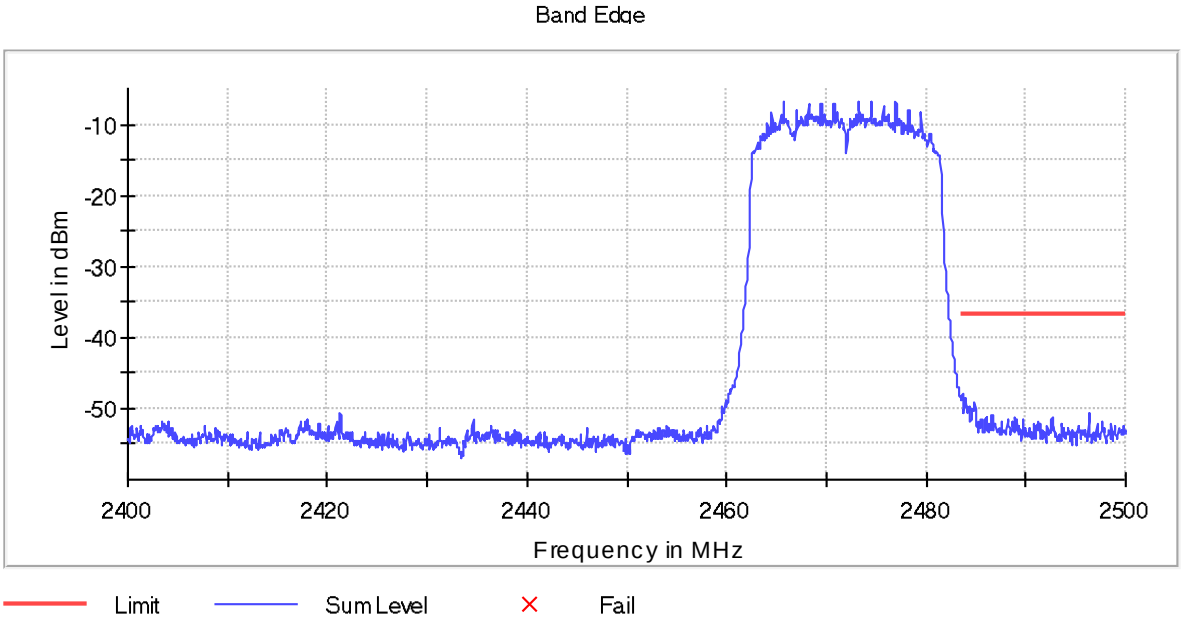

Tables:
Spectrum Analyzer Parameters 1

Setting	Instrument Value	Target Value
Start Frequency	2.40000 GHz	2.40000 GHz
Stop Frequency	2.48350 GHz	2.48350 GHz
Span	83.500 MHz	83.500 MHz
RBW	100.000 kHz	<= 100.000 kHz
VBW	300.000 kHz	>= 300.000 kHz
SweepPoints	1670	~ 1670
Sweeptime	94.727 µs	AUTO
Reference Level	10.000 dBm	10.000 dBm
Attenuation	30.000 dB	AUTO
Detector	MaxPeak	MaxPeak
SweepCount	100	100
Filter	3 dB	3 dB
Trace Mode	Max Hold	Max Hold
Sweeptype	FFT	AUTO
Preamp	off	off
Stablemode	Trace	Trace
Stablevalue	0.50 dB	0.50 dB
Run	39 / max. 150	max. 150
Stable	3 / 3	3
Max Stable Difference	0.12 dB	0.50 dB

Spectrum Analyzer Parameters 2

Setting	Instrument Value	Target Value
Start Frequency	2.48350 GHz	2.48350 GHz
Stop Frequency	2.50000 GHz	2.50000 GHz
Span	16.500 MHz	16.500 MHz
RBW	100.000 kHz	<= 100.000 kHz
VBW	300.000 kHz	>= 300.000 kHz
SweepPoints	330	~ 330
Sweeptime	18.945 µs	AUTO
Reference Level	10.000 dBm	10.000 dBm
Attenuation	30.000 dB	AUTO
Detector	MaxPeak	MaxPeak
SweepCount	100	100
Filter	3 dB	3 dB
Trace Mode	Max Hold	Max Hold
Sweeptype	FFT	AUTO
Preamp	off	off
Stablemode	Trace	Trace
Stablevalue	0.50 dB	0.50 dB
Run	4 / max. 150	max. 150
Stable	3 / 3	3
Max Stable Difference	0.00 dB	0.50 dB

Results

Modulation: 802.11ax20 OFDMA – RU Subcarrier allocation

Verdict

Pass

Attachments

Equipment Type = Digital Transmission System (DTS)
Modulation = 802.11ax20 OFDMA – RU Subcarrier allocation
MIMO Mode = SISO

Bandwidth MHz = 20
Frequency MHz = 2412.00000
Active Port = 1

Images:

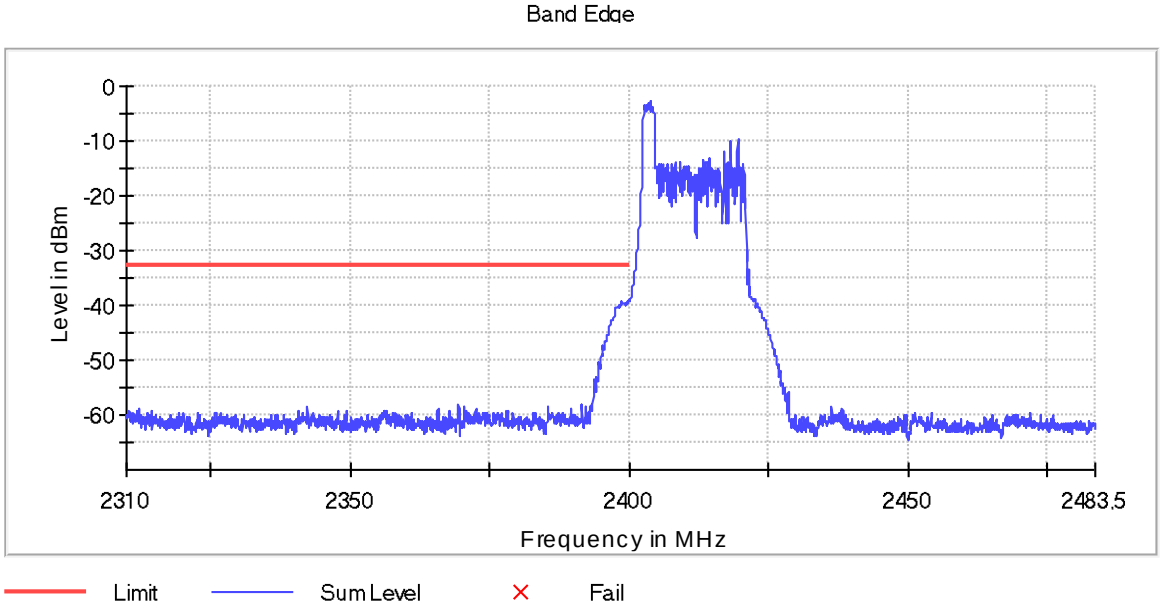

Tables:
Spectrum Analyzer Parameters 1

Setting	Instrument Value	Target Value
Start Frequency	2.31000 GHz	2.31000 GHz
Stop Frequency	2.40000 GHz	2.40000 GHz
Span	90.000 MHz	90.000 MHz
RBW	100.000 kHz	<= 100.000 kHz
VBW	300.000 kHz	>= 300.000 kHz
SweepPoints	1800	~ 1800
Sweeptime	113.672 µs	AUTO
Reference Level	0.000 dBm	0.000 dBm
Attenuation	20.000 dB	AUTO
Detector	MaxPeak	MaxPeak
SweepCount	100	100
Filter	3 dB	3 dB
Trace Mode	Max Hold	Max Hold
Sweeptype	FFT	AUTO
Preamp	off	off
Stablemode	Trace	Trace
Stablevalue	0.50 dB	0.50 dB
Run	4 / max. 150	max. 150
Stable	3 / 3	3
Max Stable Difference	0.00 dB	0.50 dB

Spectrum Analyzer Parameters 2

Setting	Instrument Value	Target Value
Start Frequency	2.40000 GHz	2.40000 GHz
Stop Frequency	2.48350 GHz	2.48350 GHz
Span	83.500 MHz	83.500 MHz
RBW	100.000 kHz	<= 100.000 kHz
VBW	300.000 kHz	>= 300.000 kHz
SweepPoints	1670	~ 1670
Sweeptime	94.727 µs	AUTO
Reference Level	0.000 dBm	0.000 dBm
Attenuation	20.000 dB	AUTO
Detector	MaxPeak	MaxPeak
SweepCount	100	100
Filter	3 dB	3 dB
Trace Mode	Max Hold	Max Hold
Sweeptype	FFT	AUTO
Preamp	off	off
Stablemode	Trace	Trace
Stablevalue	0.50 dB	0.50 dB
Run	14 / max. 150	max. 150
Stable	3 / 3	3
Max Stable Difference	0.05 dB	0.50 dB

Equipment Type = Digital Transmission System (DTS)
Modulation = 802.11ax20 OFDMA – RU Subcarrier allocation
MIMO Mode = SISO

Bandwidth MHz = 20
Frequency MHz = 2462.00000
Active Port = 1

Images:

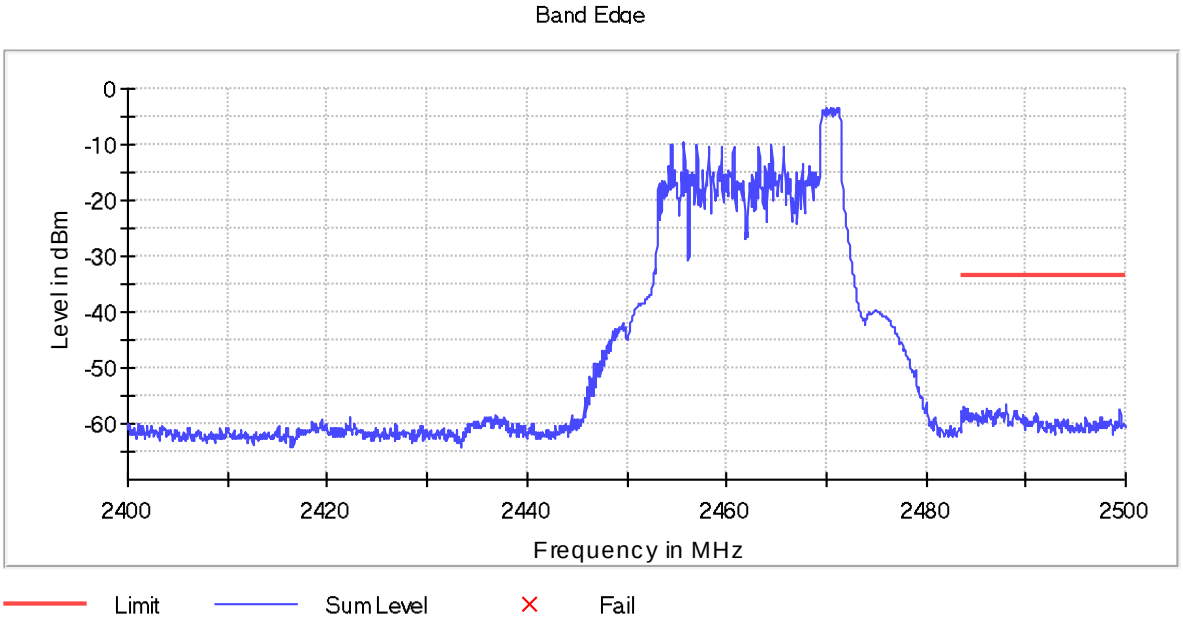

Tables:

Spectrum Analyzer Parameters 1

Setting	Instrument Value	Target Value
Start Frequency	2.40000 GHz	2.40000 GHz
Stop Frequency	2.48350 GHz	2.48350 GHz
Span	83.500 MHz	83.500 MHz
RBW	100.000 kHz	<= 100.000 kHz
VBW	300.000 kHz	>= 300.000 kHz
SweepPoints	1670	~ 1670
Sweeptime	94.727 µs	AUTO
Reference Level	0.000 dBm	0.000 dBm
Attenuation	20.000 dB	AUTO
Detector	MaxPeak	MaxPeak
SweepCount	100	100
Filter	3 dB	3 dB
Trace Mode	Max Hold	Max Hold
Sweeptype	FFT	AUTO
Preamp	off	off
Stablemode	Trace	Trace
Stablevalue	0.50 dB	0.50 dB
Run	12 / max. 150	max. 150
Stable	3 / 3	3
Max Stable Difference	0.18 dB	0.50 dB

Spectrum Analyzer Parameters 2

Setting	Instrument Value	Target Value
Start Frequency	2.48350 GHz	2.48350 GHz
Stop Frequency	2.50000 GHz	2.50000 GHz
Span	16.500 MHz	16.500 MHz
RBW	100.000 kHz	<= 100.000 kHz
VBW	300.000 kHz	>= 300.000 kHz
SweepPoints	330	~ 330
Sweeptime	18.945 µs	AUTO
Reference Level	0.000 dBm	0.000 dBm
Attenuation	20.000 dB	AUTO
Detector	MaxPeak	MaxPeak
SweepCount	100	100
Filter	3 dB	3 dB
Trace Mode	Max Hold	Max Hold
Sweeptype	FFT	AUTO
Preamp	off	off
Stablemode	Trace	Trace
Stablevalue	0.50 dB	0.50 dB
Run	4 / max. 150	max. 150
Stable	3 / 3	3
Max Stable Difference	0.00 dB	0.50 dB

Equipment Type = Digital Transmission System (DTS)
Modulation = 802.11ax20 OFDMA – RU Subcarrier allocation
MIMO Mode = SISO

Bandwidth MHz = 20
Frequency MHz = 2472.00000
Active Port = 1

Images:

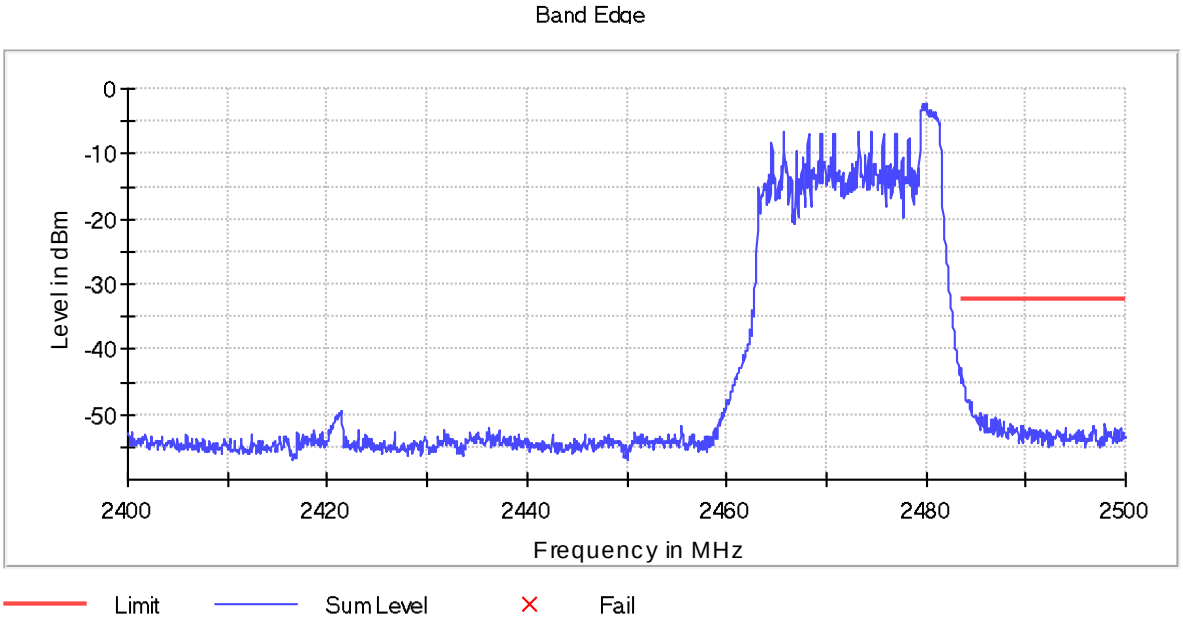

Tables:
Spectrum Analyzer Parameters 1

Setting	Instrument Value	Target Value
Start Frequency	2.40000 GHz	2.40000 GHz
Stop Frequency	2.48350 GHz	2.48350 GHz
Span	83.500 MHz	83.500 MHz
RBW	100.000 kHz	<= 100.000 kHz
VBW	300.000 kHz	>= 300.000 kHz
SweepPoints	1670	~ 1670
Sweeptime	94.727 µs	AUTO
Reference Level	10.000 dBm	10.000 dBm
Attenuation	30.000 dB	AUTO
Detector	MaxPeak	MaxPeak
SweepCount	100	100
Filter	3 dB	3 dB
Trace Mode	Max Hold	Max Hold
Sweeptype	FFT	AUTO
Preamp	off	off
Stablemode	Trace	Trace
Stablevalue	0.50 dB	0.50 dB
Run	25 / max. 150	max. 150
Stable	3 / 3	3
Max Stable Difference	0.03 dB	0.50 dB

Spectrum Analyzer Parameters 2

Setting	Instrument Value	Target Value
Start Frequency	2.48350 GHz	2.48350 GHz
Stop Frequency	2.50000 GHz	2.50000 GHz
Span	16.500 MHz	16.500 MHz
RBW	100.000 kHz	<= 100.000 kHz
VBW	300.000 kHz	>= 300.000 kHz
SweepPoints	330	~ 330
Sweeptime	18.945 µs	AUTO
Reference Level	10.000 dBm	10.000 dBm
Attenuation	30.000 dB	AUTO
Detector	MaxPeak	MaxPeak
SweepCount	100	100
Filter	3 dB	3 dB
Trace Mode	Max Hold	Max Hold
Sweeptype	FFT	AUTO
Preamp	off	off
Stablemode	Trace	Trace
Stablevalue	0.50 dB	0.50 dB
Run	4 / max. 150	max. 150
Stable	3 / 3	3
Max Stable Difference	0.00 dB	0.50 dB

RSS-247 5.5 / FCC 15.247 (d) Emission limitations radiated (Transmitter)

Limits

Radiated emissions which fall in the restricted bands, as defined in Section 15.205(a), must also comply with the radiated emission limits specified in Section 15.209(a) (see Section 15.205(c)/RSS-Gen):

Frequency Range (MHz)	Field strength (µV/m)	Field strength (dBµV/m)	Measurement distance (m)
0.009-0.490	2400/F(kHz)	-	300
0.490-1.705	24000/F(kHz)	-	30
1.705 - 30.0	30	-	30
30 - 88	100	40	3
88 - 216	150	43.5	3
216 - 960	200	46	3
Above 960	500	54	3

The emission limits shown in the above table are based on measurements employing CISPR quasi-peak detector except for the frequency bands 9-90 kHz, 110-490 kHz and above 1000 MHz. Radiated emission limits in these three bands are based on measurements employing an average detector.

For average radiated emission measurements above 1000 MHz, there is also a limit corresponding to 20 dB above the indicated values in the table is specified when measuring with peak detector function.

RSS-247: Attenuation below the general field strength limits specified in RSS-Gen is not required

Frequency range tested for Radiated emissions:

Start frequency: no radiofrequency signal generated in the device found below 10th sub-harmonic, no further investigation required.

Stop frequency: it has been performed the radiated spurious emissions until 10th harmonic.

Results

Frequency range 30MHz - 1GHz

Modulation: The spurious frequencies detected do not depend on either the modulation or the operating channel.

Freq Rng (GHz)	Equipment	Freq (MHz)	Port	Unwanted Freq (MHz)	Unwanted Lvl (dBµV/m)	Pol	Detector
[0.03, 1]	Digital Transmission System (DTS)	2412.00000	1	46.926	22.57	V	QP
					24.06	V	PK
				73.019	21.24	V	PK
					18.14	V	QP
				724.083	24.54	V	PK
					18.69	V	QP

Verdict

Pass

Attachments

Frequency Range GHz = [0.03, 1]	Equipment Type = Digital Transmission System (DTS)
Modulation = 802.11b (DSSS 1 Mbit/s)	Frequency MHz = 2412.00000
MIMO Mode = SISO	Active Port = 1

Images:

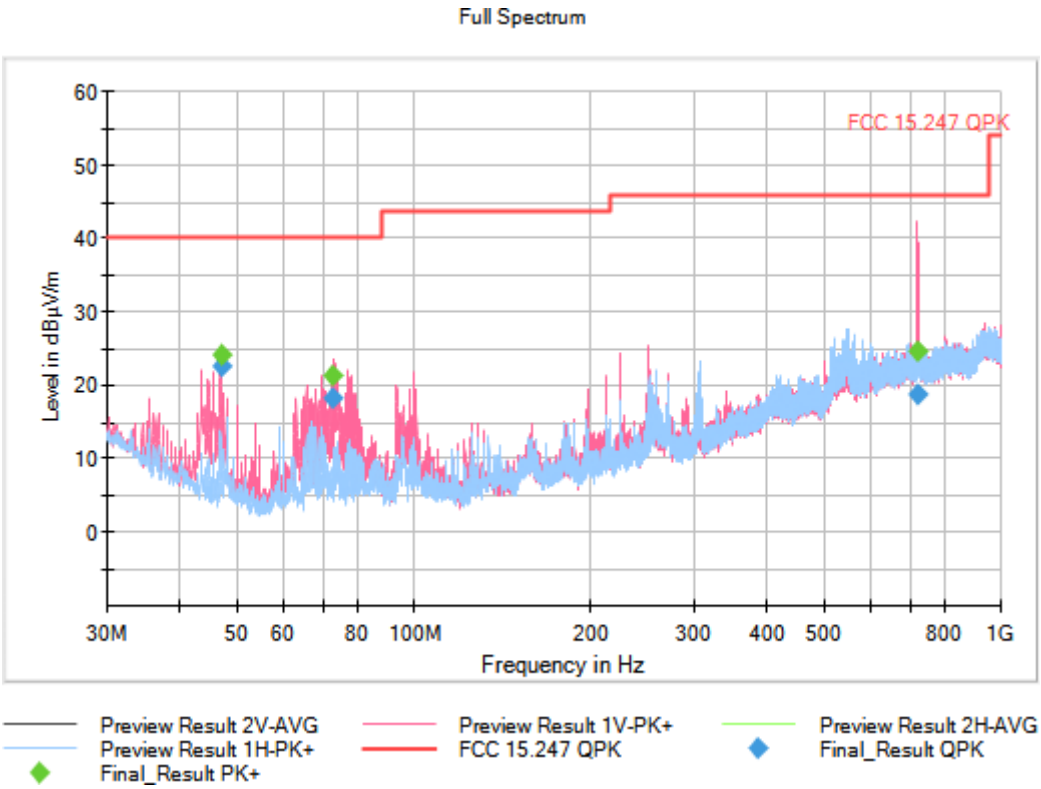

Tables:

Spectrum Analyzer Parameters

Subrange	Step Size	Detectors	Bandwidth	Sweep Time	Preamp
30 MHz - 1 GHz	48,5 kHz	PK+	100 kHz	1 s	0 dB

Frequency range 1GHz - 17GHz

Modulation: 802.11b (DSSS 1 Mbit/s)

No spurious frequencies detected at less than 20 dB below the limit.

Verdict

Pass

Frequency Range GHz = [1, 17]	Equipment Type = Digital Transmission System (DTS)
Modulation = 802.11b (DSSS 1 Mbit/s)	Frequency MHz = 2412.00000
MIMO Mode = SISO	Active Port = 1

Images:

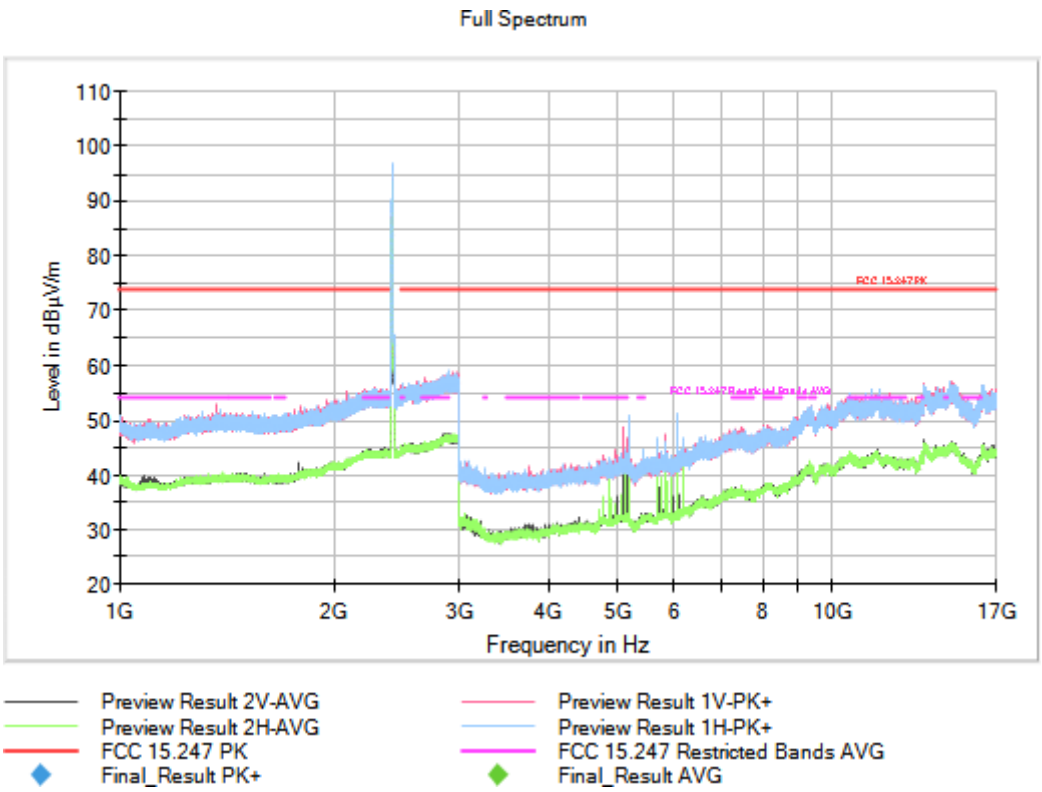

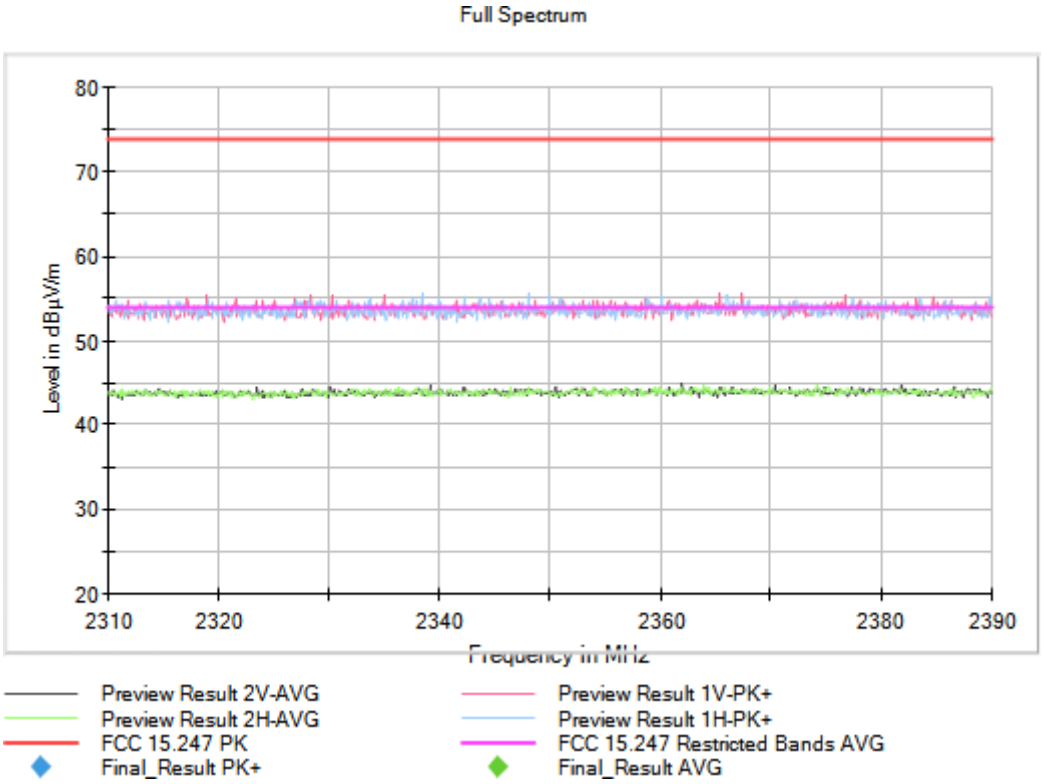
Full Spectrum
Level in dBµV/m
80
70
60
50
40
30
20
2310
2320
2340
2360
2380
2390
Frequency in MHz
Preview Result 2V-AVG
Preview Result 2H-AVG
FCC 15.247 PK
Final_Result PK+
Preview Result 1V-PK+
Preview Result 1H-PK+
FCC 15.247 Restricted Bands AVG
Final_Result AVG

Full Spectrum
Level in dBµV/m
80
70
60
50
40
30
20
2483,5
2490
2495
2500
Frequency in MHz
Preview Result 2V-AVG
Preview Result 2H-AVG
FCC 15.247 PK
Final_Result PK+
Preview Result 1V-PK+
Preview Result 1H-PK+
FCC 15.247 Restricted Bands AVG
Final_Result AVG

Frequency Range GHz = [1, 17]
Equipment Type = Digital Transmission System (DTS)
Modulation = 802.11b (DSSS 1 Mbit/s)
Frequency MHz = 2437.00000
MIMO Mode = SISO
Active Port = 1

Images:

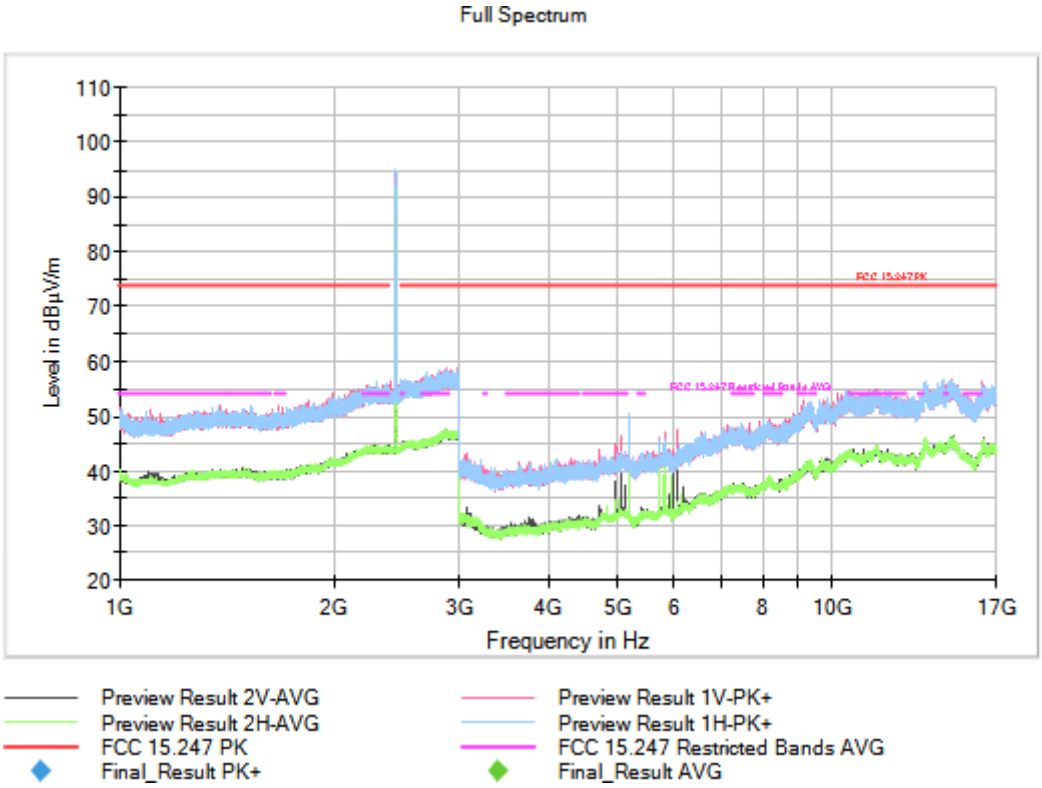

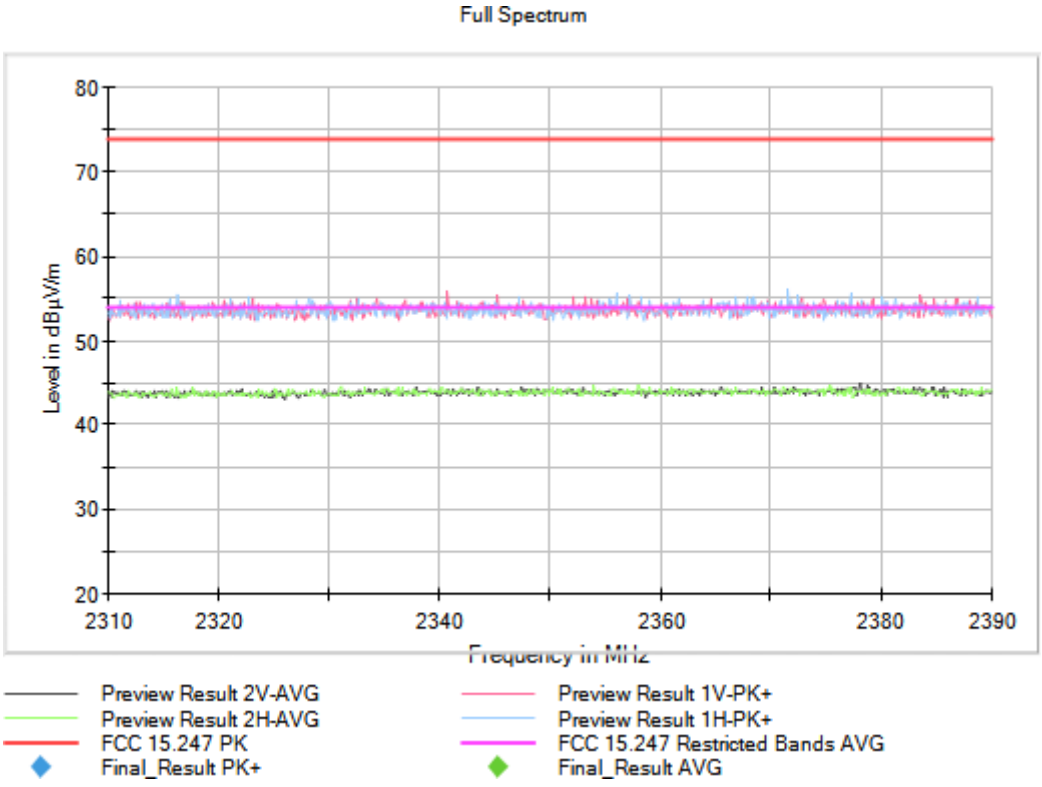

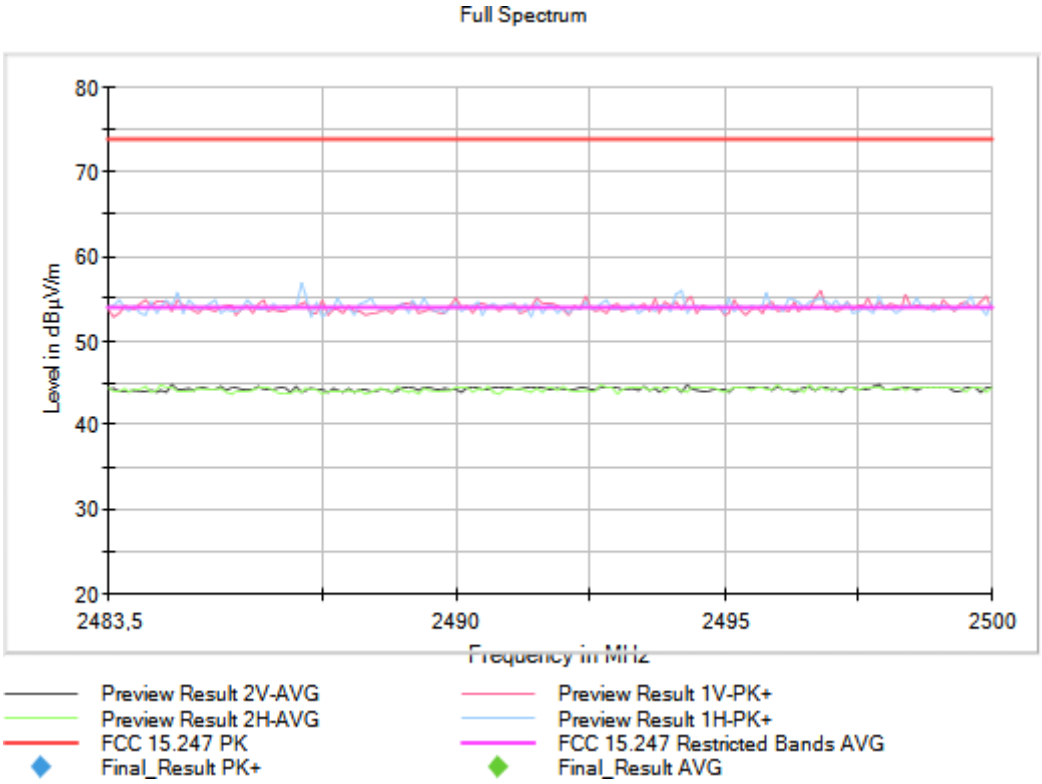
Full Spectrum
80
70
60
50
40
30
20
Level in dBµV/m
2483,5
2490
2495
2500
Frequency in MHz
Preview Result 2V-AVG
Preview Result 2H-AVG
FCC 15.247 PK
Final_Result PK+
Preview Result 1V-PK+
Preview Result 1H-PK+
FCC 15.247 Restricted Bands AVG
Final_Result AVG

Frequency Range GHz = [1, 17]
Equipment Type = Digital Transmission System (DTS)
Modulation = 802.11b (DSSS 1 Mbit/s)
Frequency MHz = 2462.00000
MIMO Mode = SISO
Active Port = 1

Images:

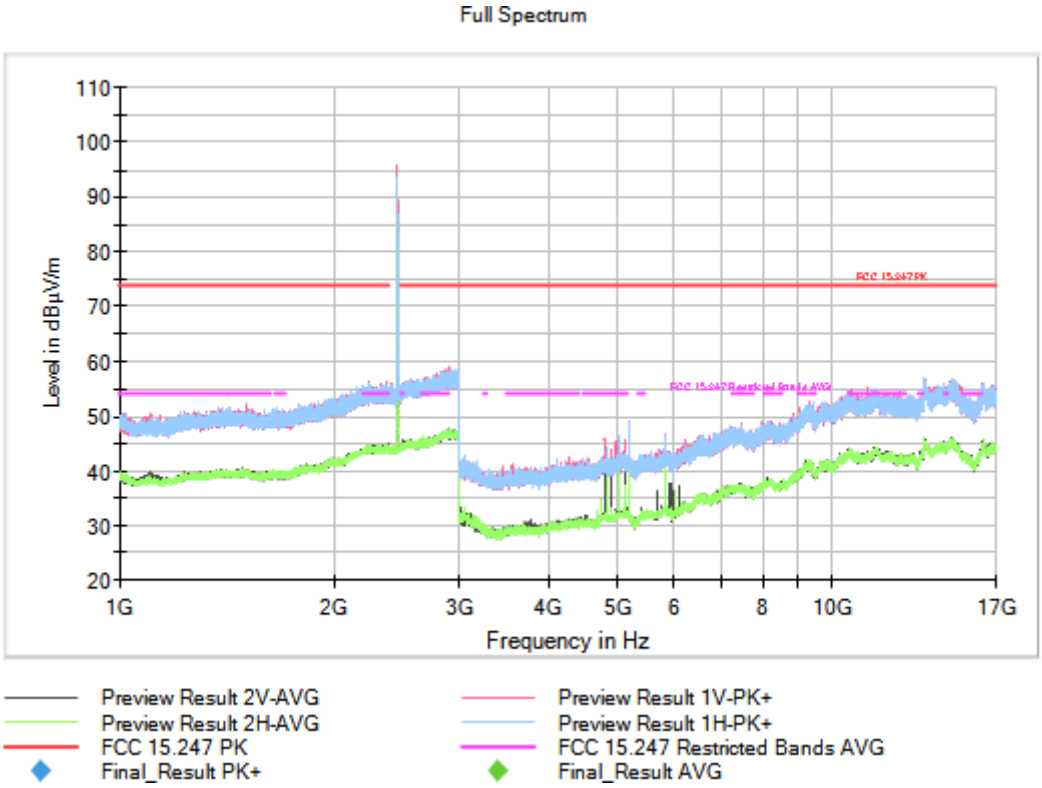

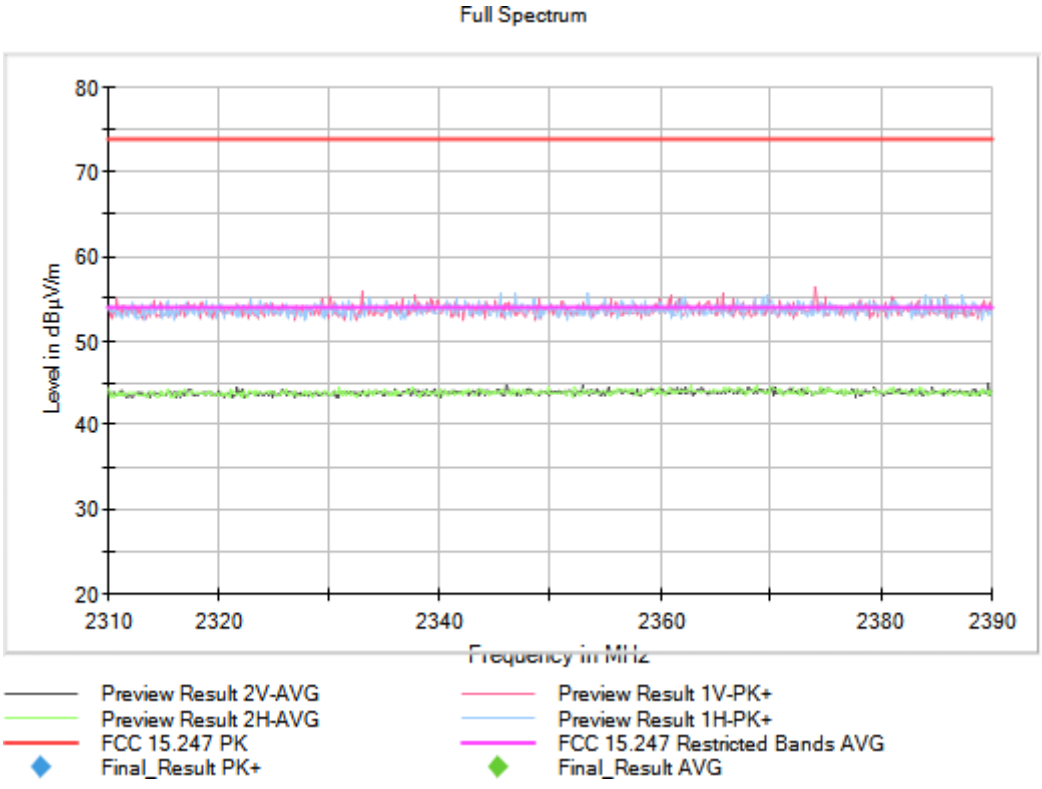

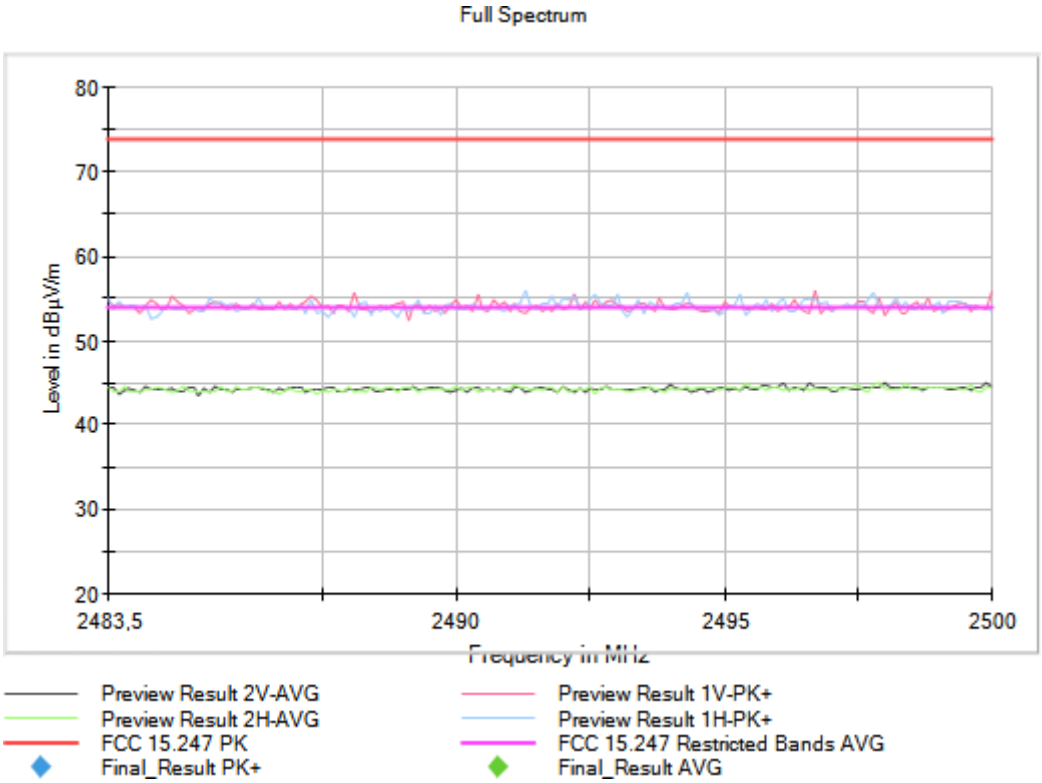
Full Spectrum
80
70
60
50
40
30
20
Level in dBµV/m
2483,5
2490
2495
2500
Frequency in MHz
Preview Result 2V-AVG
Preview Result 2H-AVG
FCC 15.247 PK
Final_Result PK+
Preview Result 1V-PK+
Preview Result 1H-PK+
FCC 15.247 Restricted Bands AVG
Final_Result AVG

Frequency Range GHz = [1, 17]
Equipment Type = Digital Transmission System (DTS)
Modulation = 802.11b (DSSS 1 Mbit/s)
Frequency MHz = 2467.00000
MIMO Mode = SISO
Active Port = 1

Images:

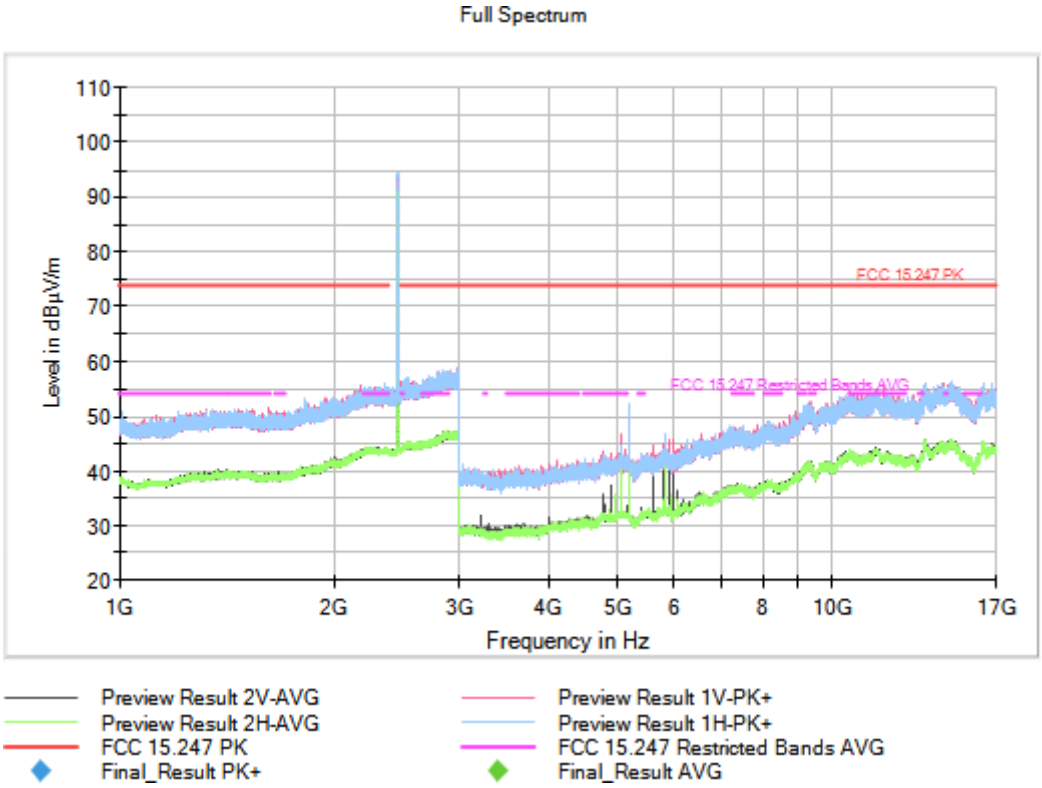

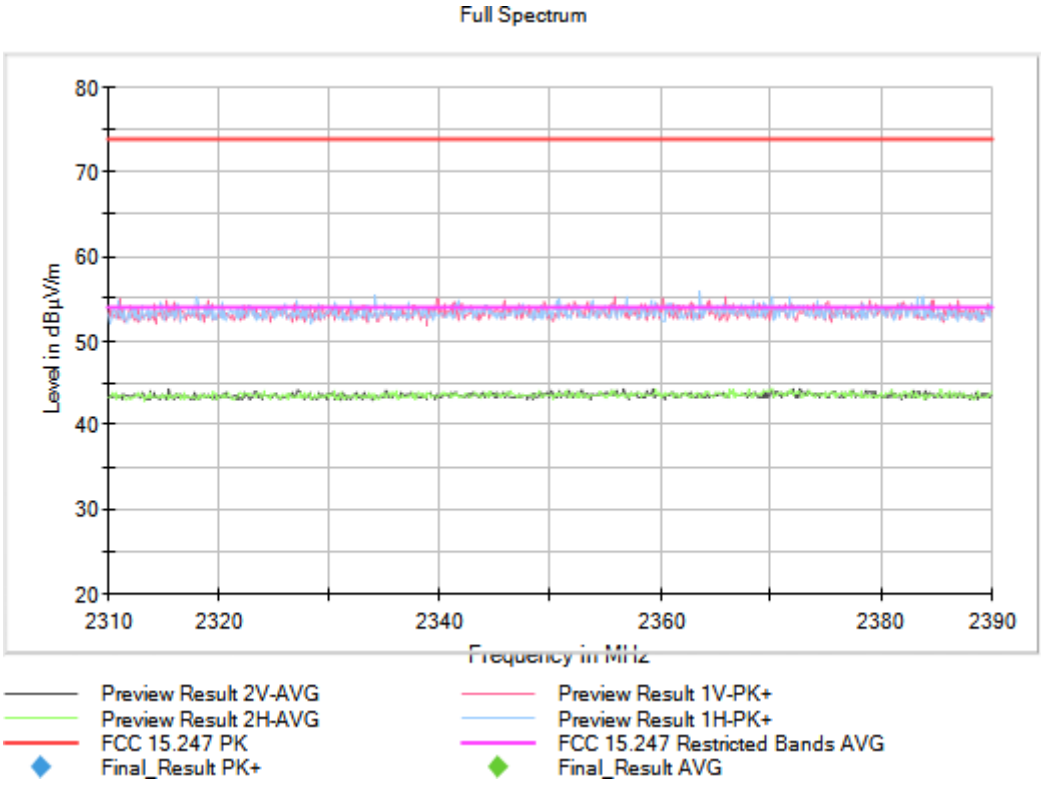

Full Spectrum
80
70
60
50
40
30
20
Level in dBµV/m
2483,5
2490
2495
2500
Frequency in MHz
Preview Result 2V-AVG
Preview Result 2H-AVG
FCC 15.247 PK
Final_Result PK+
Preview Result 1V-PK+
Preview Result 1H-PK+
FCC 15.247 Restricted Bands AVG
Final_Result AVG

Frequency Range GHz = [1, 17]
Equipment Type = Digital Transmission System (DTS)
Modulation = 802.11b (DSSS 1 Mbit/s)
Frequency MHz = 2472.00000
MIMO Mode = SISO
Active Port = 1

Images:

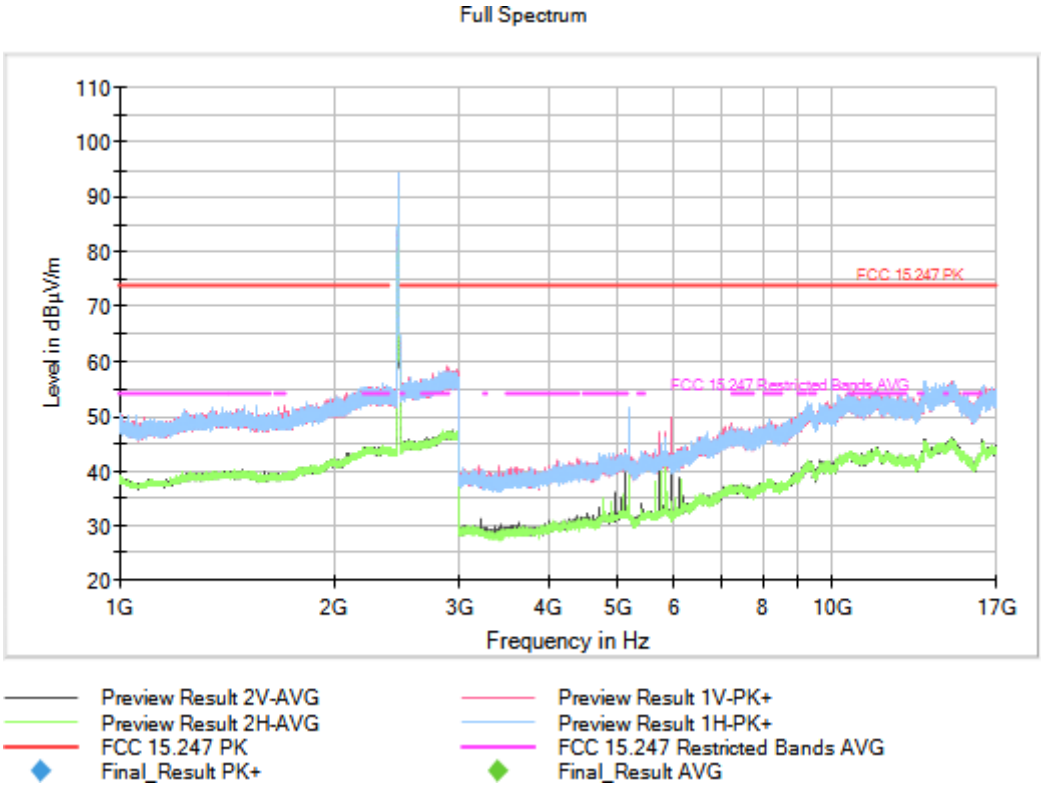

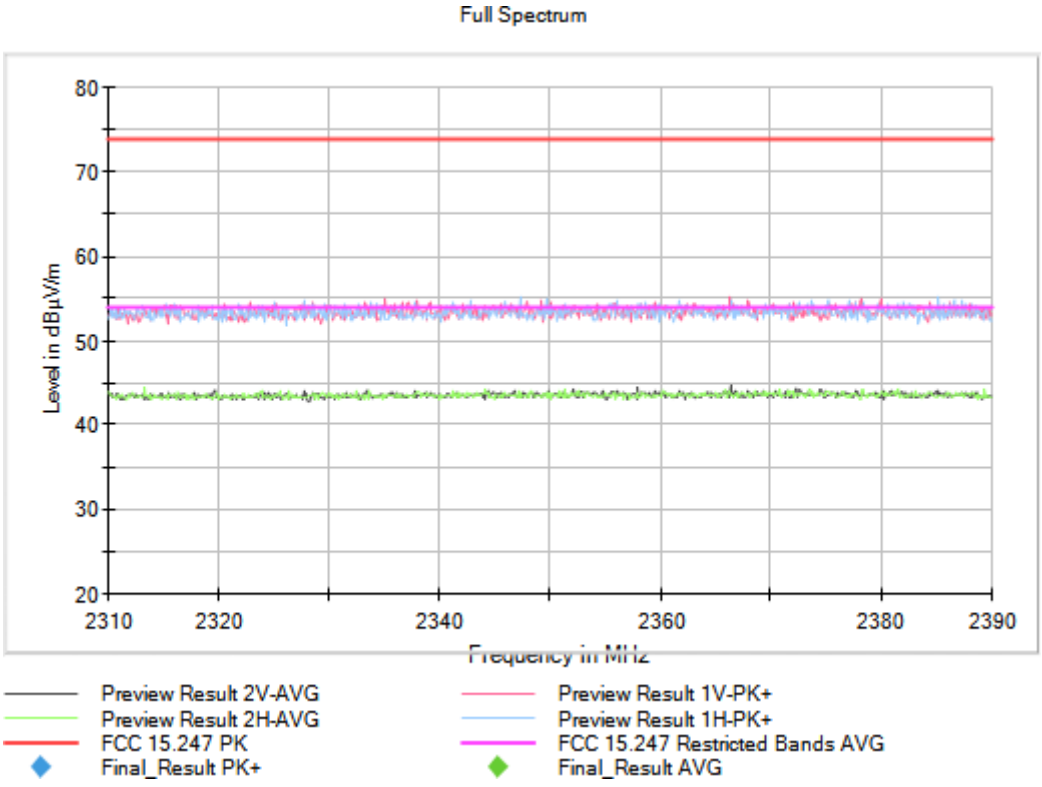

Full Spectrum
80
70
60
50
40
30
20
Level in dBµV/m
2483,5
2490
2495
2500
Frequency in MHz
Preview Result 2V-AVG
Preview Result 2H-AVG
FCC 15.247 PK
Final_Result PK+
Preview Result 1V-PK+
Preview Result 1H-PK+
FCC 15.247 Restricted Bands AVG
Final_Result AVG

Results

Modulation: 802.11g (OFDM 6 Mbit/s)

MIMO Mode: SISO

Freq Rng (GHz)	Equipment	Freq (MHz)	Port	Unwanted Freq (MHz)	Unwanted Lvl (dBµV/m)	Pol	Detector
[1, 17]	Digital Transmission System (DTS)	2472.00000	1	2483.600	63.19	H	PK
				2483.600	43.81	H	AVG

Verdict

Pass

Attachments

Frequency Range GHz = [1, 17]	Equipment Type = Digital Transmission System (DTS)
Modulation = 802.11g (OFDM 6 Mbit/s)	Frequency MHz = 2412.00000
MIMO Mode = SISO	Active Port = 1

Images:

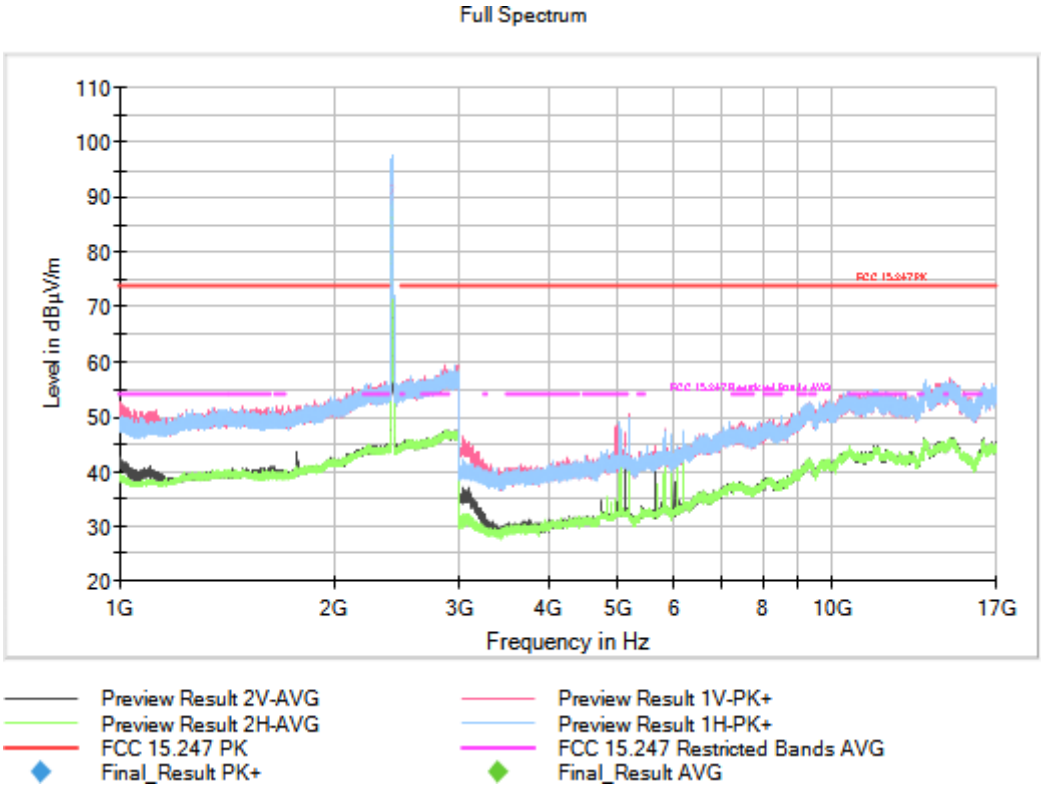

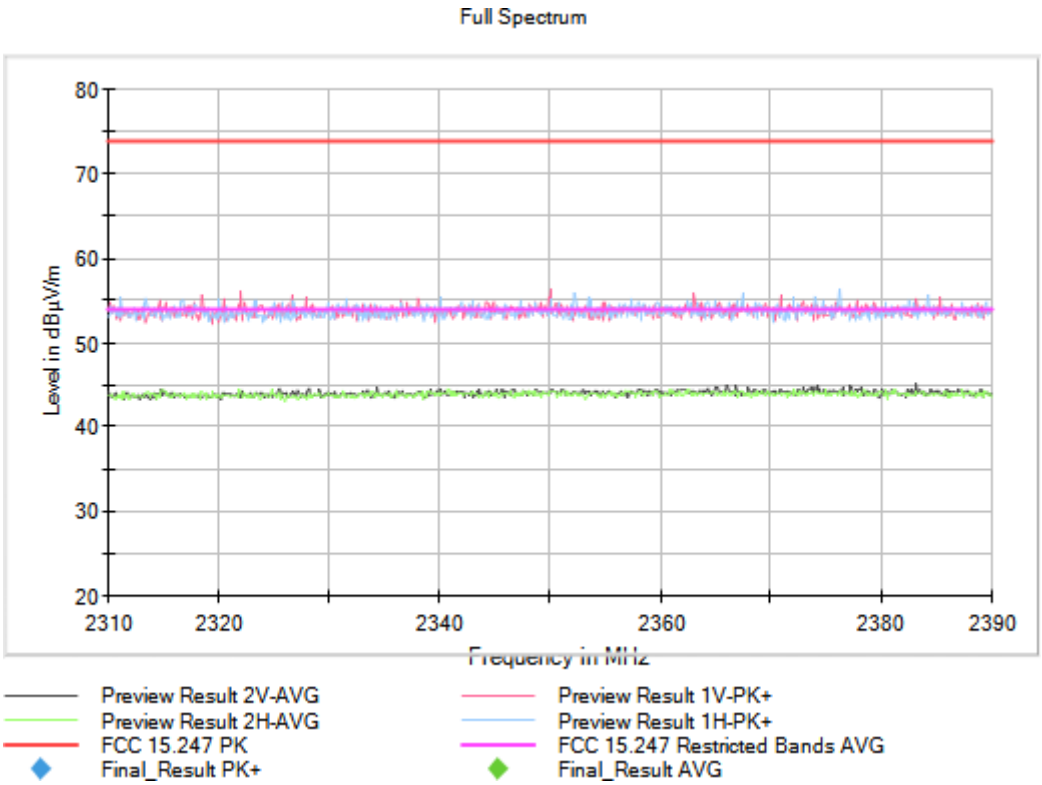

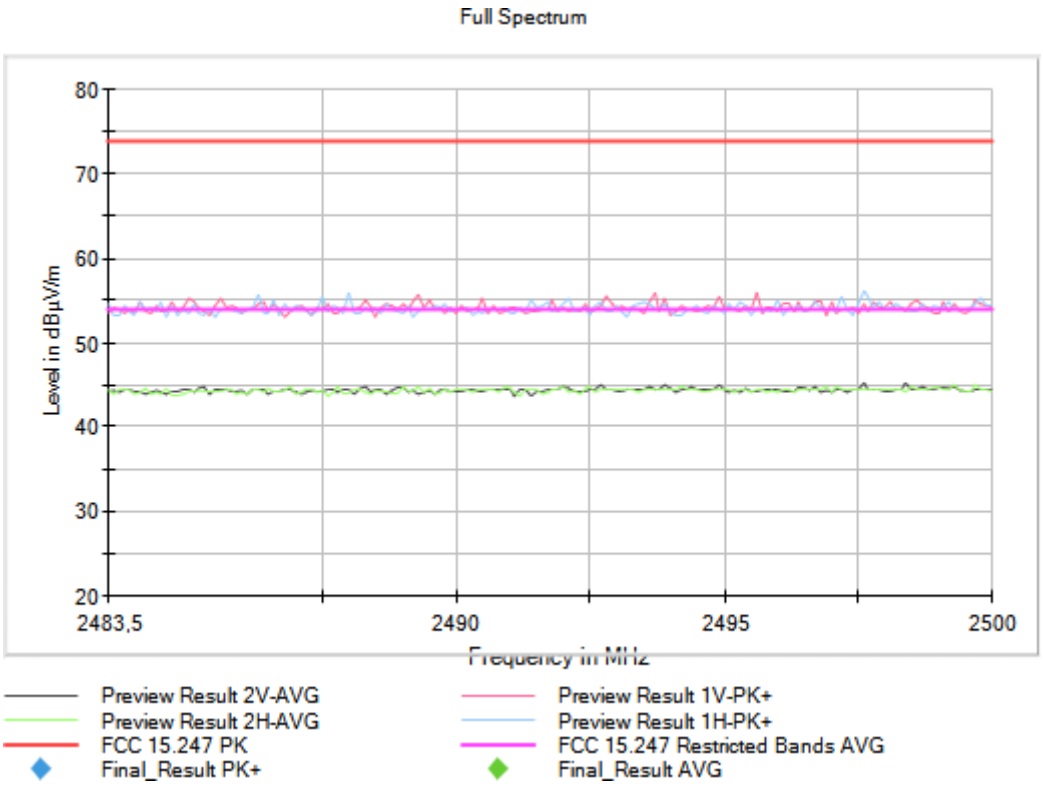
Full Spectrum
80
70
60
50
40
30
20
Level in dBµV/m
2483,5
2490
2495
2500
Frequency in MHz
Preview Result 2V-AVG
Preview Result 2H-AVG
FCC 15.247 PK
Final_Result PK+
Preview Result 1V-PK+
Preview Result 1H-PK+
FCC 15.247 Restricted Bands AVG
Final_Result AVG

Frequency Range GHz = [1, 17]
Equipment Type = Digital Transmission System (DTS)
Modulation = 802.11g (OFDM 6 Mbit/s)
Frequency MHz = 2437.00000
MIMO Mode = SISO
Active Port = 1

Images:

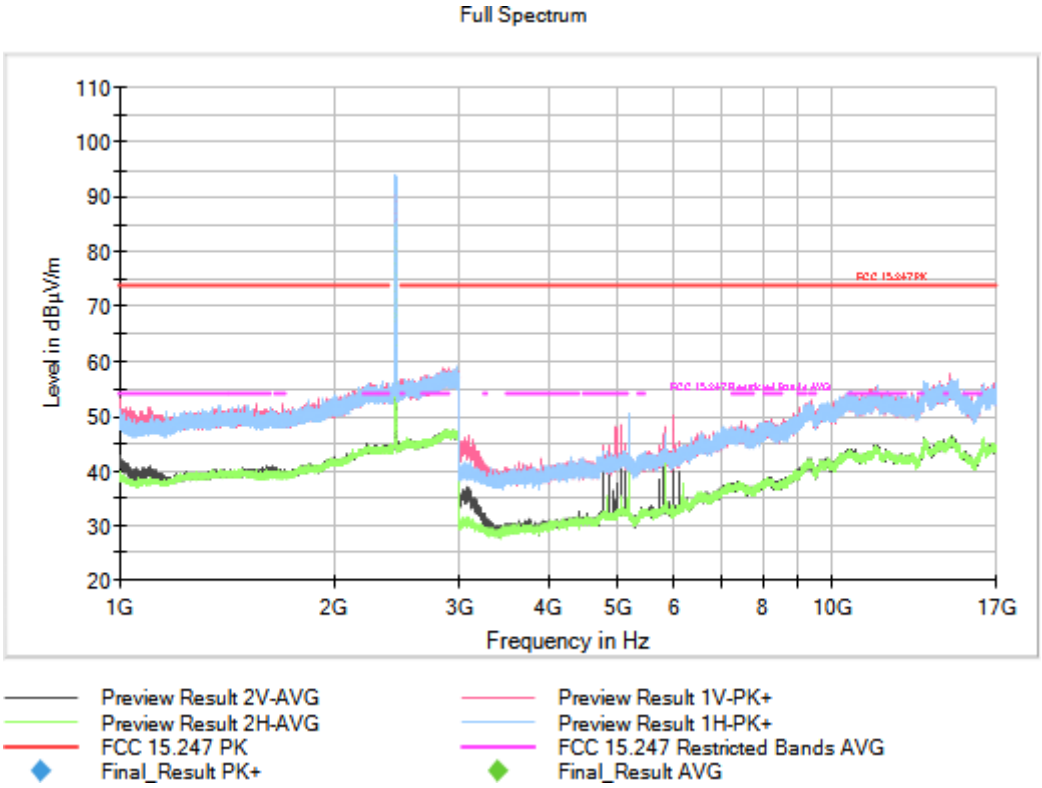

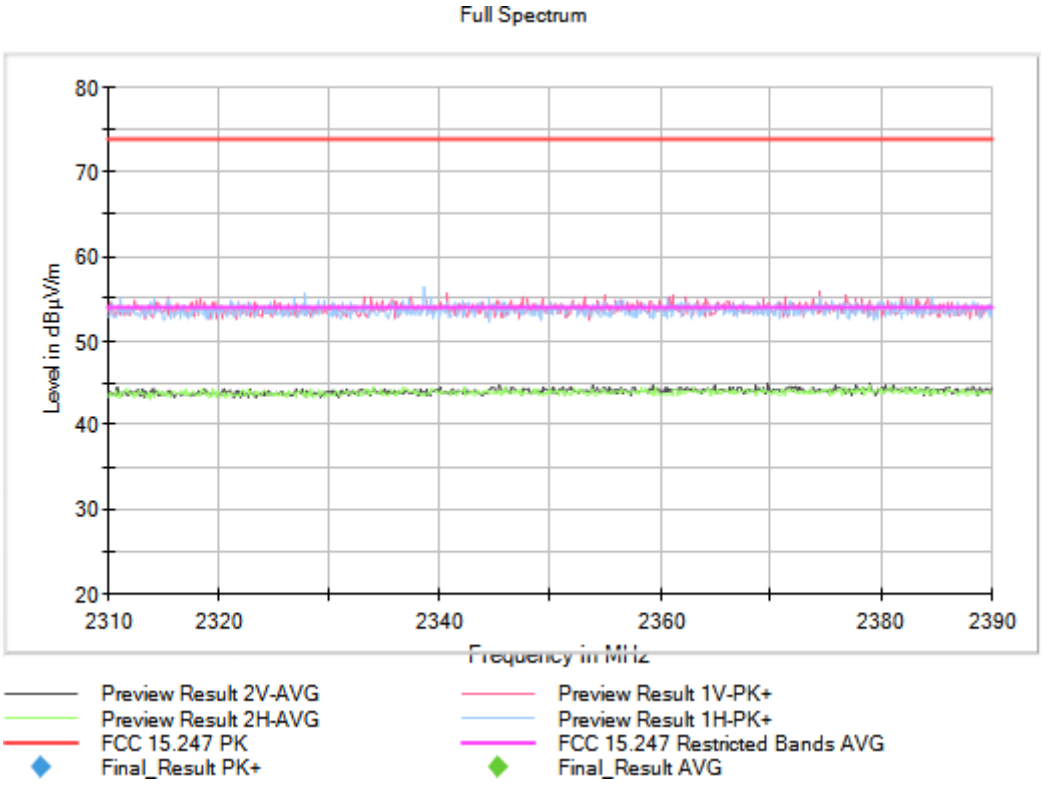

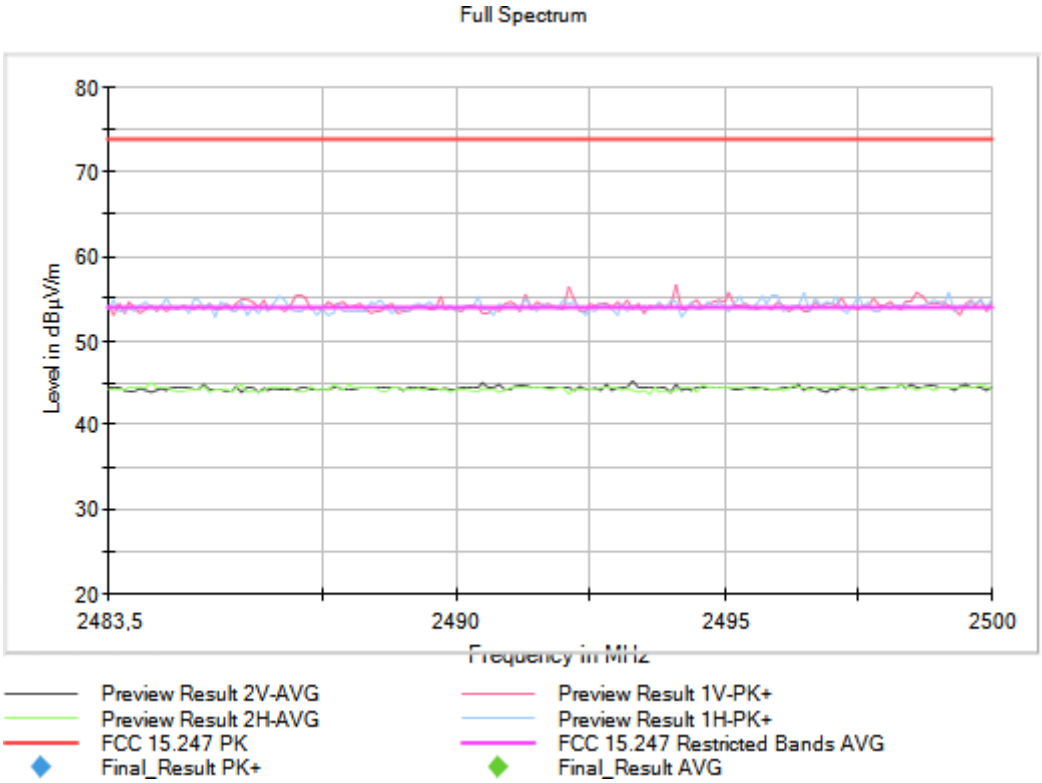
Full Spectrum
Level in dBµV/m
80
70
60
50
40
30
20
2483,5
2490
2495
2500
Frequency in MHz
Preview Result 2V-AVG
Preview Result 2H-AVG
FCC 15.247 PK
Final_Result PK+
Preview Result 1V-PK+
Preview Result 1H-PK+
FCC 15.247 Restricted Bands AVG
Final_Result AVG

Frequency Range GHz = [1, 17]
Equipment Type = Digital Transmission System (DTS)
Modulation = 802.11g (OFDM 6 Mbit/s)
Frequency MHz = 2462.00000
MIMO Mode = SISO
Active Port = 1

Images:

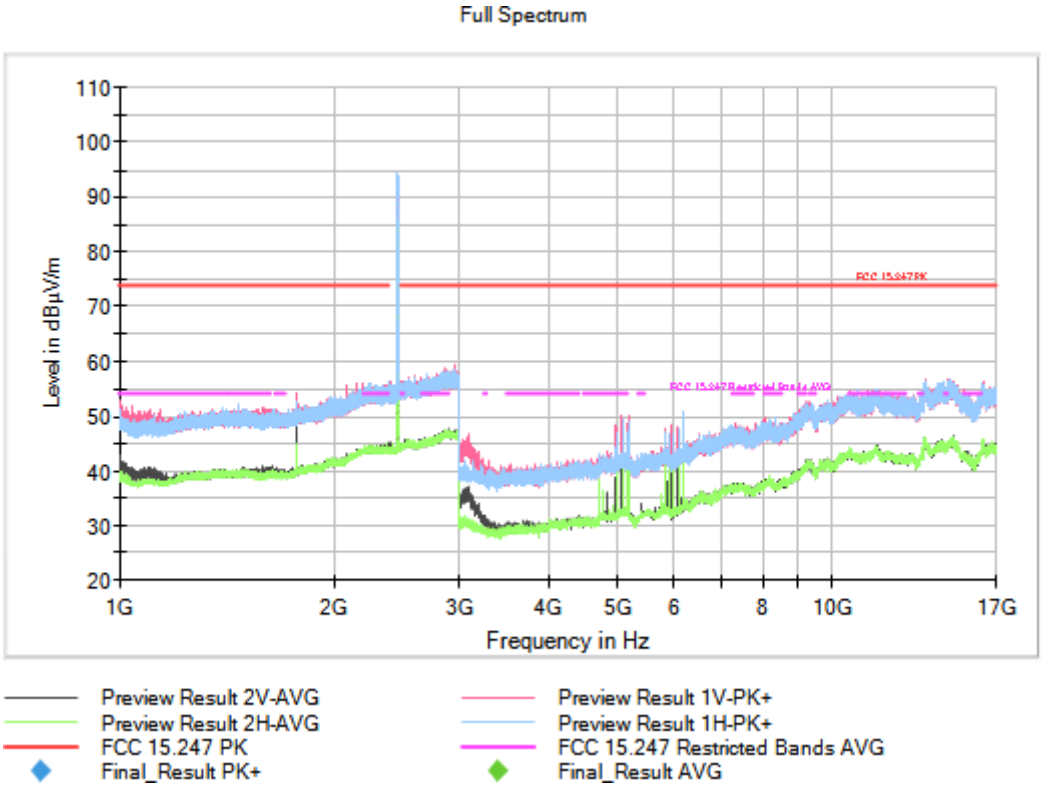

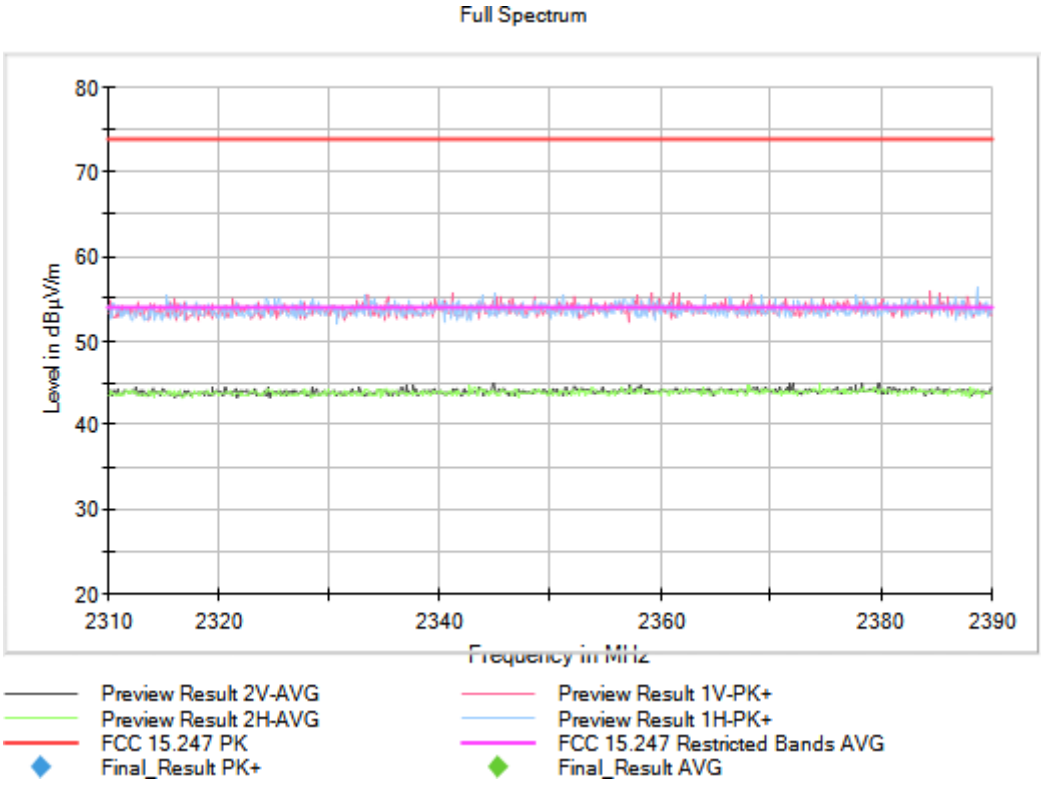

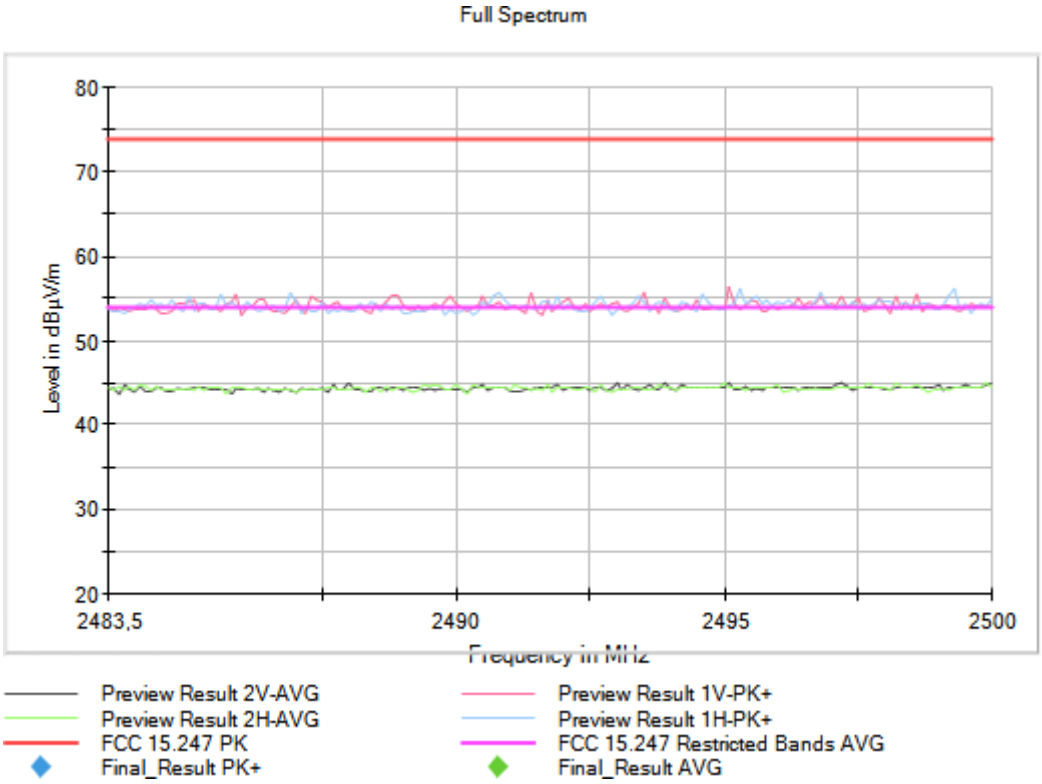
Full Spectrum
80
70
60
50
40
30
20
Level in dBµV/m
2483,5
2490
2495
2500
Frequency in MHz
Preview Result 2V-AVG
Preview Result 2H-AVG
FCC 15.247 PK
Final_Result PK+
Preview Result 1V-PK+
Preview Result 1H-PK+
FCC 15.247 Restricted Bands AVG
Final_Result AVG

Frequency Range GHz = [1, 17]
Equipment Type = Digital Transmission System (DTS)
Modulation = 802.11g (OFDM 6 Mbit/s)
Frequency MHz = 2467.00000
MIMO Mode = SISO
Active Port = 1

Images:

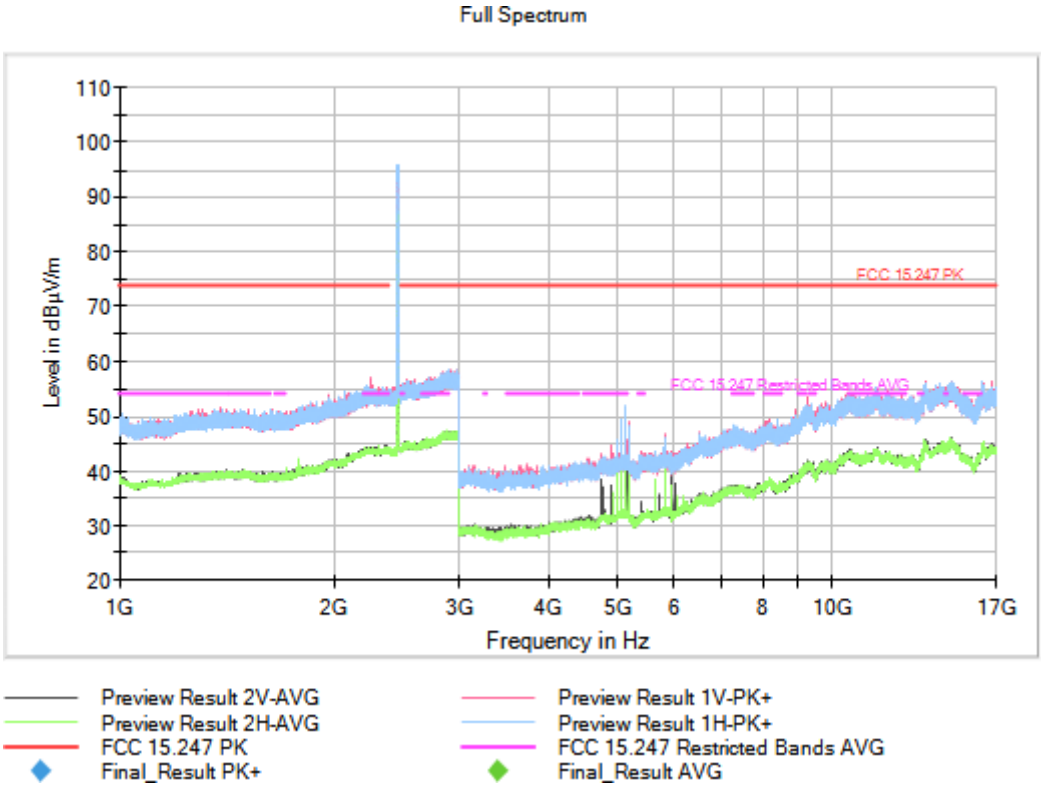

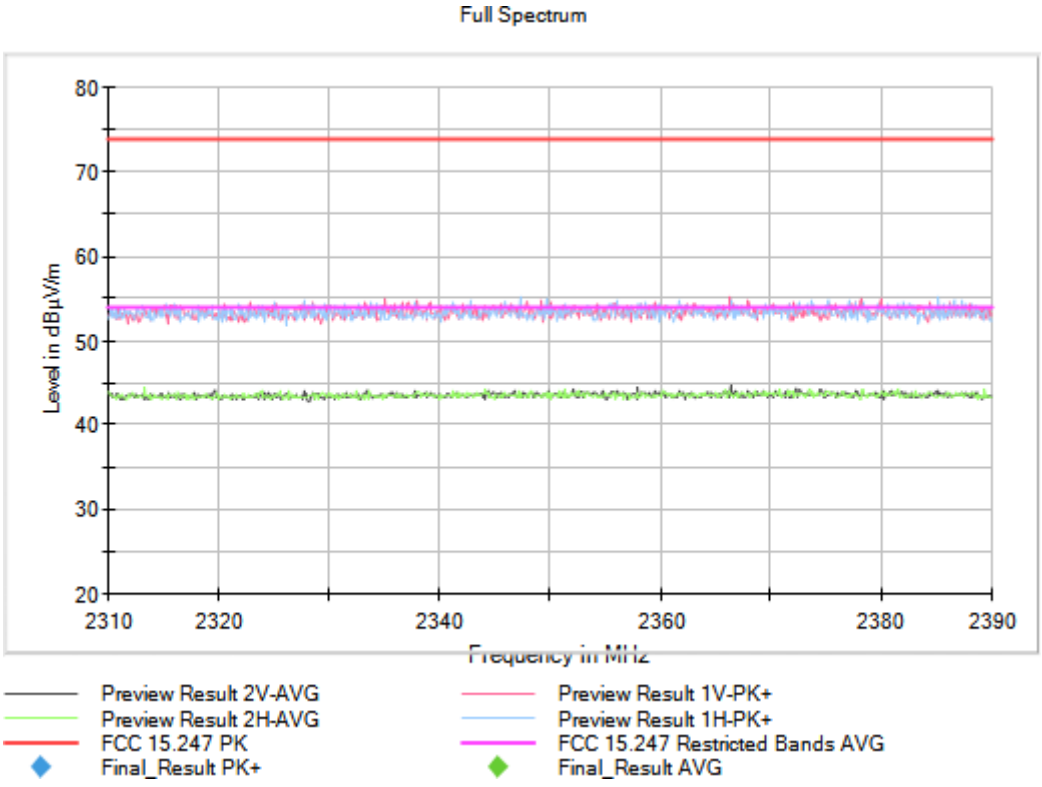

Full Spectrum
80
70
60
50
40
30
20
Level in dBµV/m
2483,5
2490
2495
2500
Frequency in MHz
Preview Result 2V-AVG
Preview Result 2H-AVG
FCC 15.247 PK
Final_Result PK+
Preview Result 1V-PK+
Preview Result 1H-PK+
FCC 15.247 Restricted Bands AVG
Final_Result AVG

Frequency Range GHz = [1, 17]
Equipment Type = Digital Transmission System (DTS)
Modulation = 802.11g (OFDM 6 Mbit/s)
Frequency MHz = 2472.00000
MIMO Mode = SISO
Active Port = 1

Images:

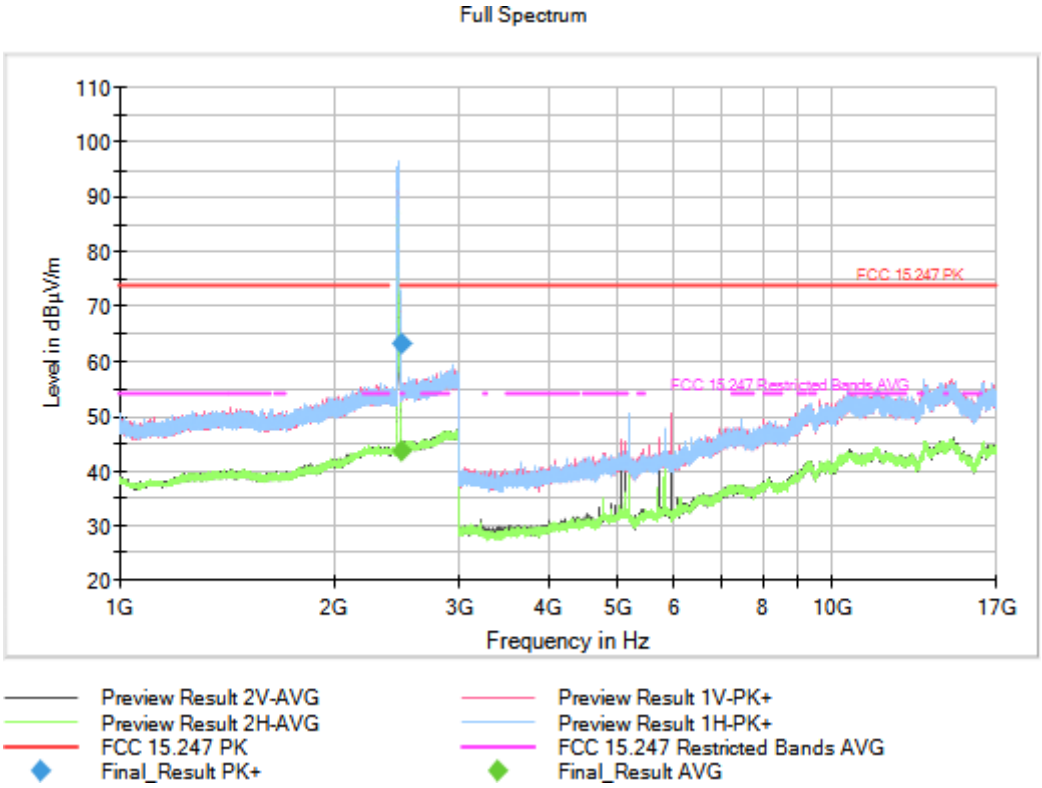

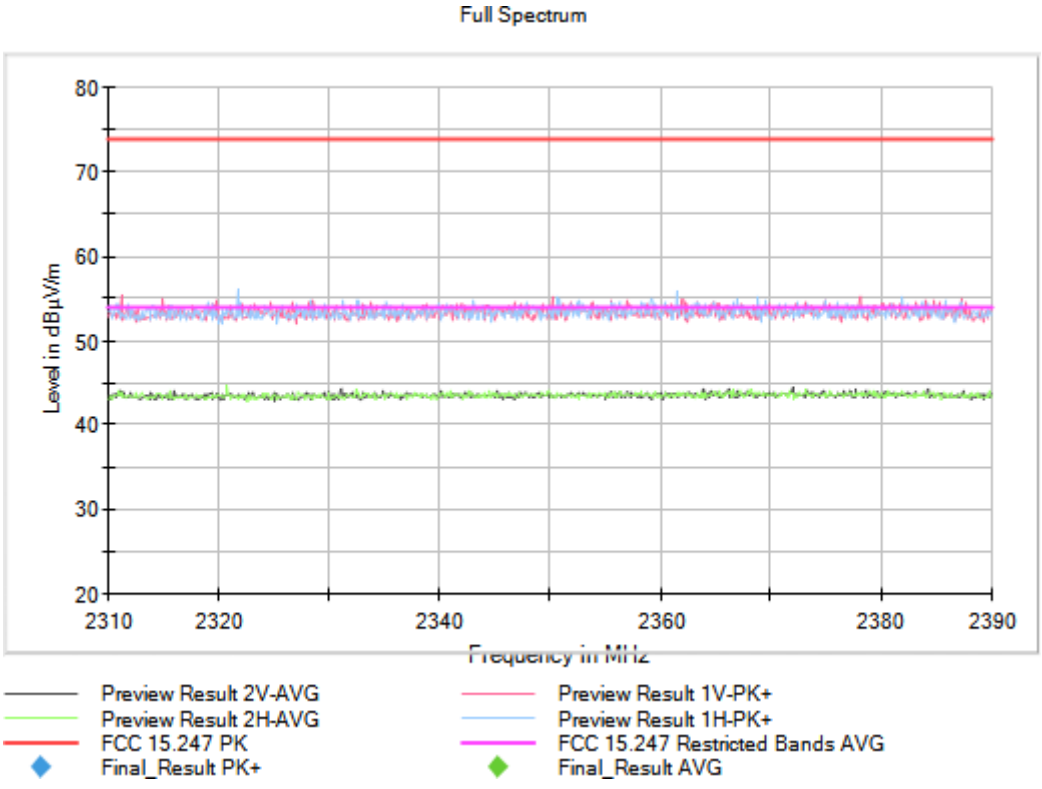

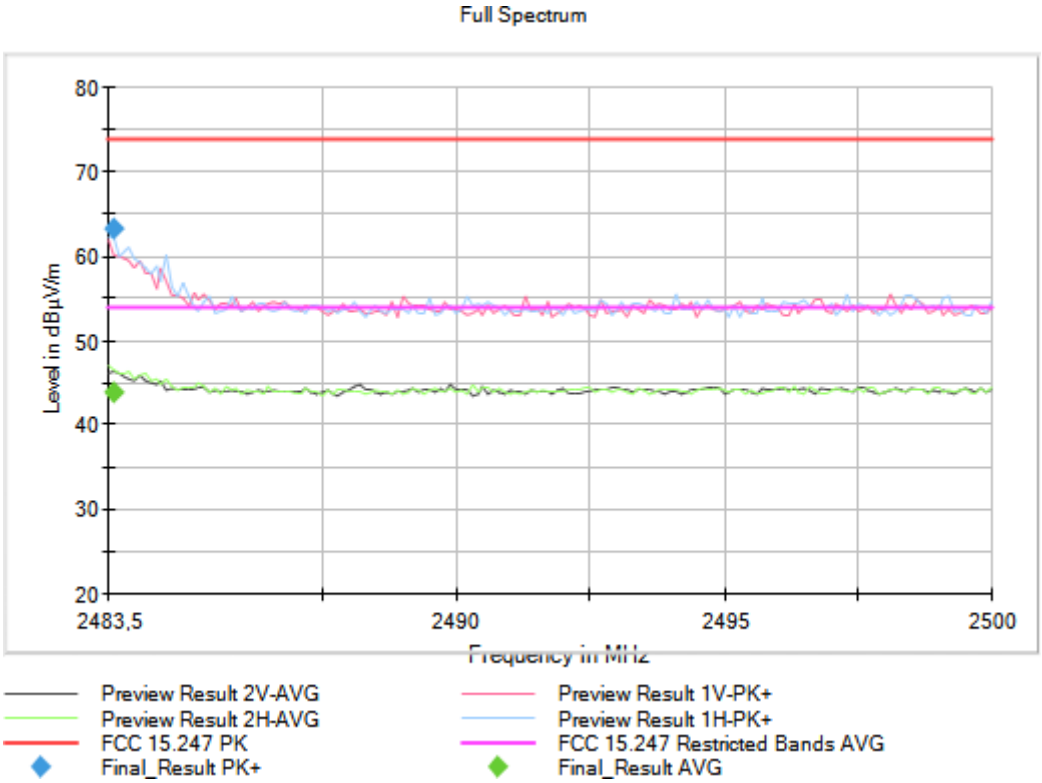
Full Spectrum
80
70
60
50
40
30
20
Level in dBµV/m
2483,5
2490
2495
2500
Frequency in MHz
Preview Result 2V-AVG
Preview Result 2H-AVG
FCC 15.247 PK
Final_Result PK+
Preview Result 1V-PK+
Preview Result 1H-PK+
FCC 15.247 Restricted Bands AVG
Final_Result AVG

Results

Modulation: 802.11n HT20 (OFDM MCS0)

MIMO Mode: SISO

Freq Rng (GHz)	Equipment	Freq (MHz)	Port	Unwanted Freq (MHz)	Unwanted Lvl (dBµV/m)	Pol	Detector
[1, 17]	Digital Transmission System (DTS)	2472.00000	1	2483.700	64.94	H	PK
				2483.700	44.53	H	AVG

Verdict

Pass

Attachments

Frequency Range GHz = [1, 17]	Equipment Type = Digital Transmission System (DTS)
Modulation = 802.11n HT20 (OFDM MCS0)	Frequency MHz = 2412.00000
MIMO Mode = SISO	Active Port = 1

Images:

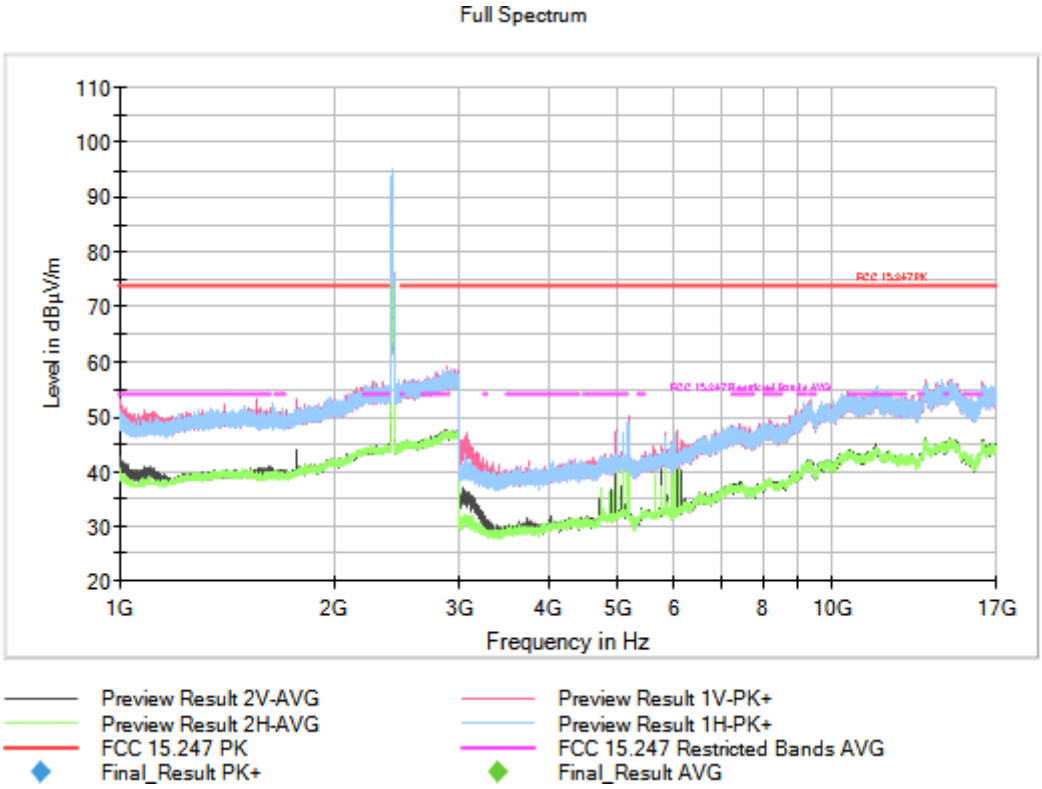

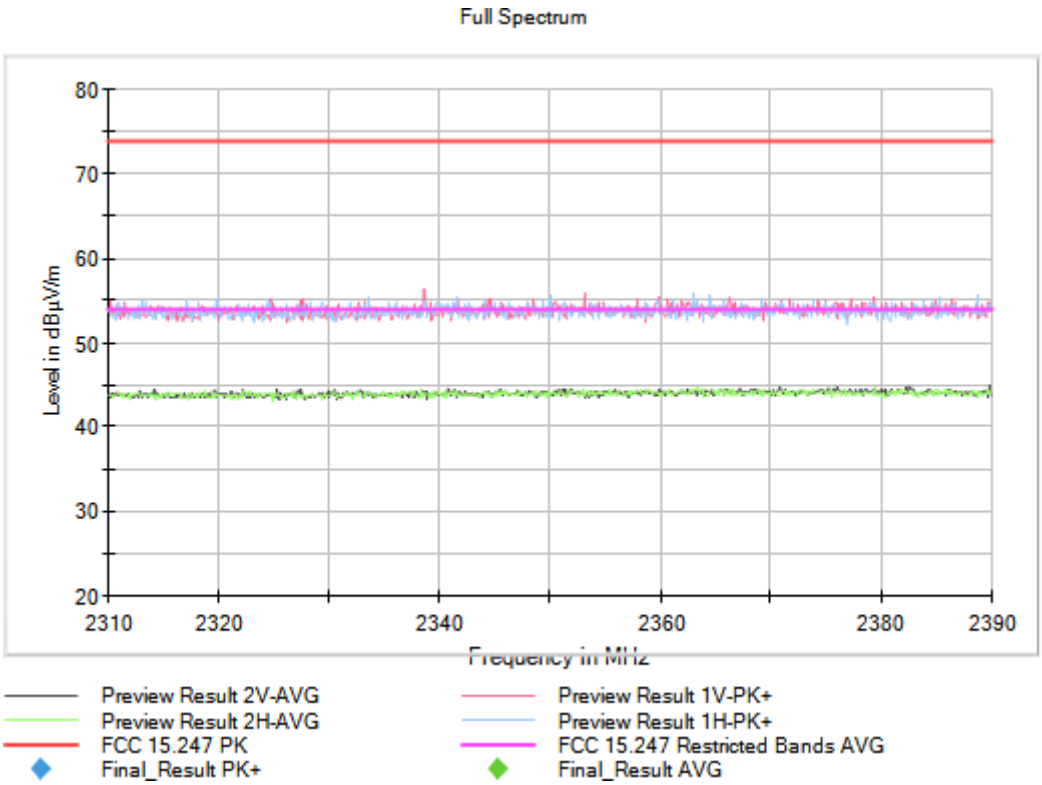

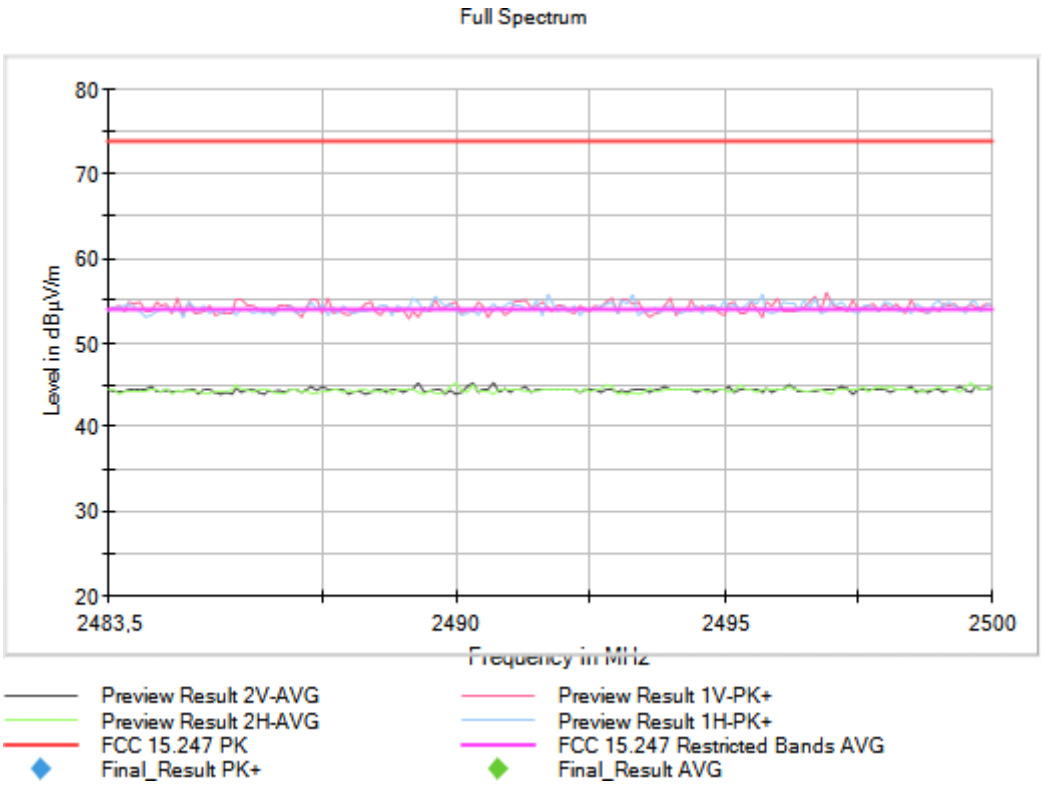
Full Spectrum
80
70
60
50
40
30
20
Level in dBµV/m
2483,5
2490
2495
2500
Frequency in MHz
Preview Result 2V-AVG
Preview Result 2H-AVG
FCC 15.247 PK
Final_Result PK+
Preview Result 1V-PK+
Preview Result 1H-PK+
FCC 15.247 Restricted Bands AVG
Final_Result AVG

Frequency Range GHz = [1, 17]
Equipment Type = Digital Transmission System (DTS)
Modulation = 802.11n HT20 (OFDM MCS0)
Frequency MHz = 2437.00000
MIMO Mode = SISO
Active Port = 1

Images:

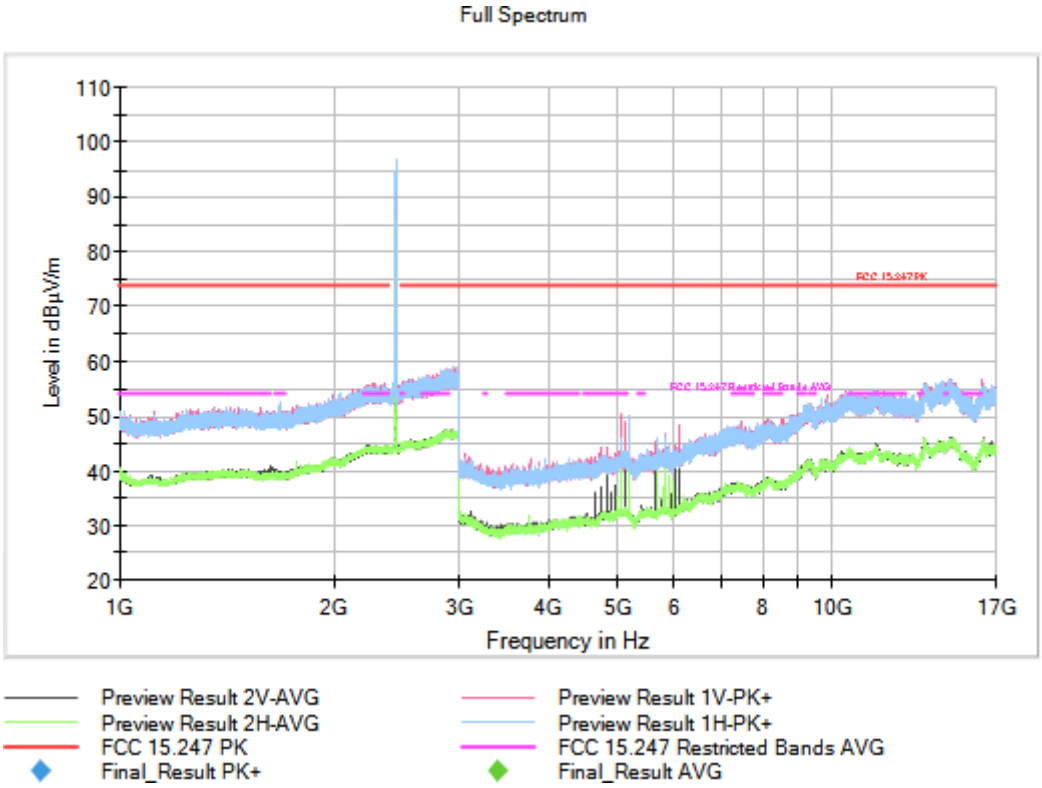

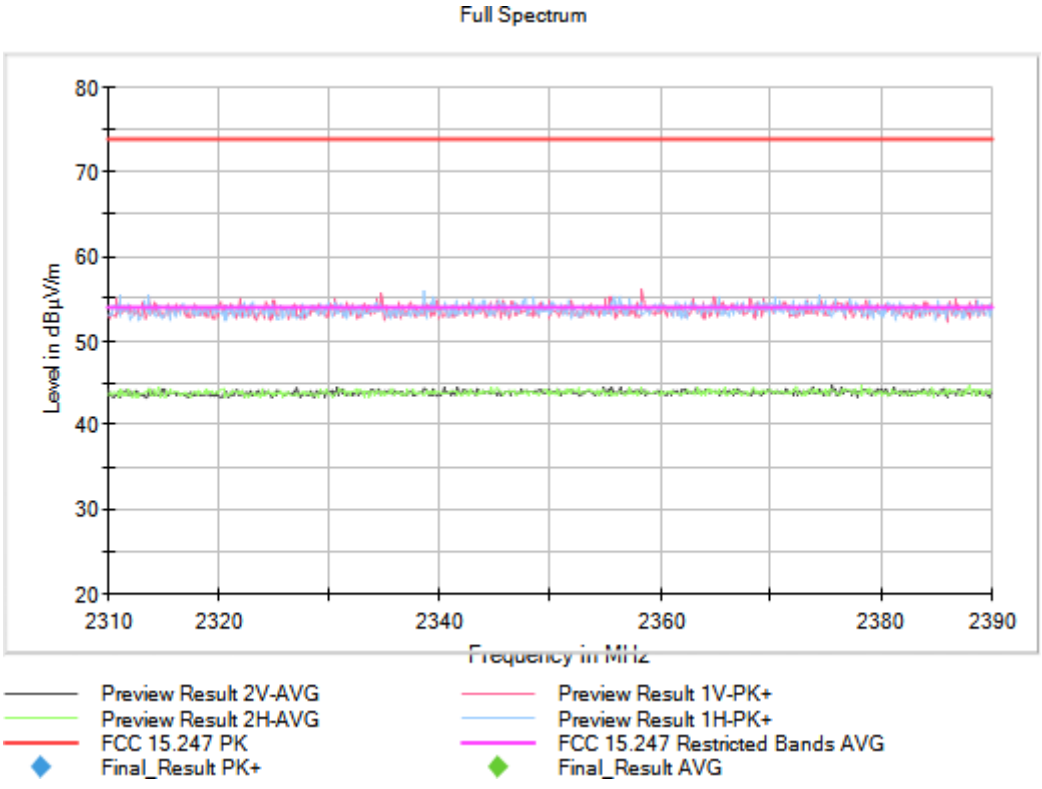

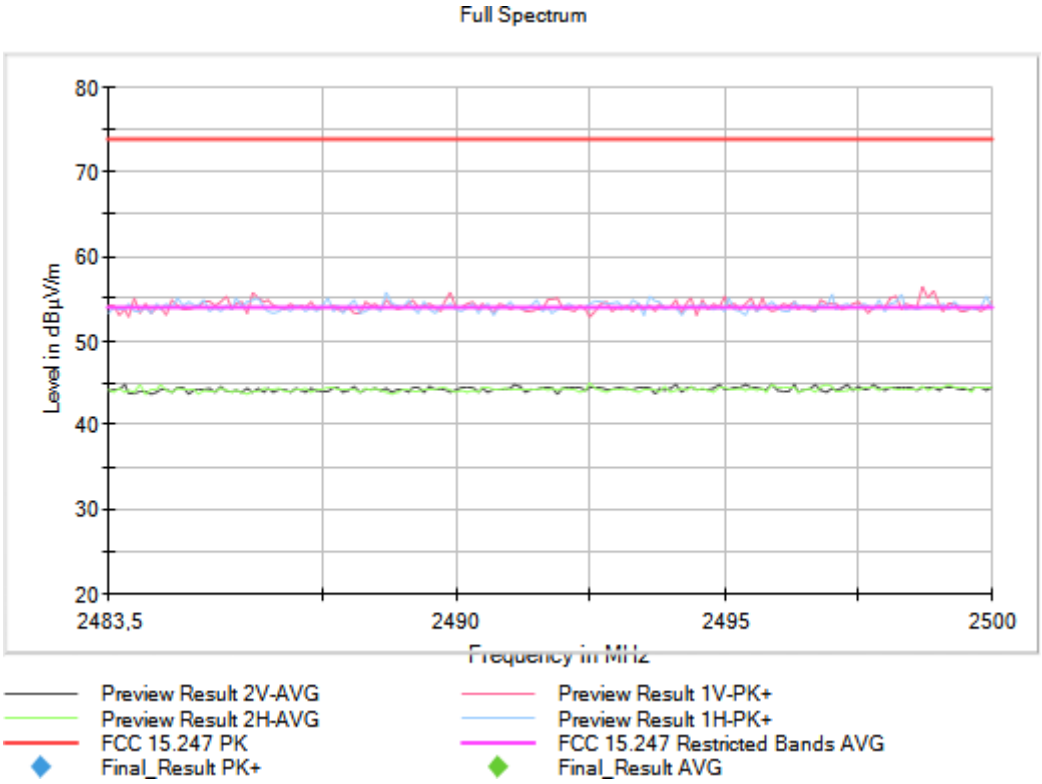
Full Spectrum
80
70
60
50
40
30
20
Level in dBµV/m
2483,5
2490
2495
2500
Frequency in MHz
Preview Result 2V-AVG
Preview Result 2H-AVG
FCC 15.247 PK
Final_Result PK+
Preview Result 1V-PK+
Preview Result 1H-PK+
FCC 15.247 Restricted Bands AVG
Final_Result AVG

Frequency Range GHz = [1, 17]
Modulation = 802.11n HT20 (OFDM MCS0)
MIMO Mode = SISO
Equipment Type = Digital Transmission System (DTS)
Frequency MHz = 2462.00000
Active Port = 1

Images:

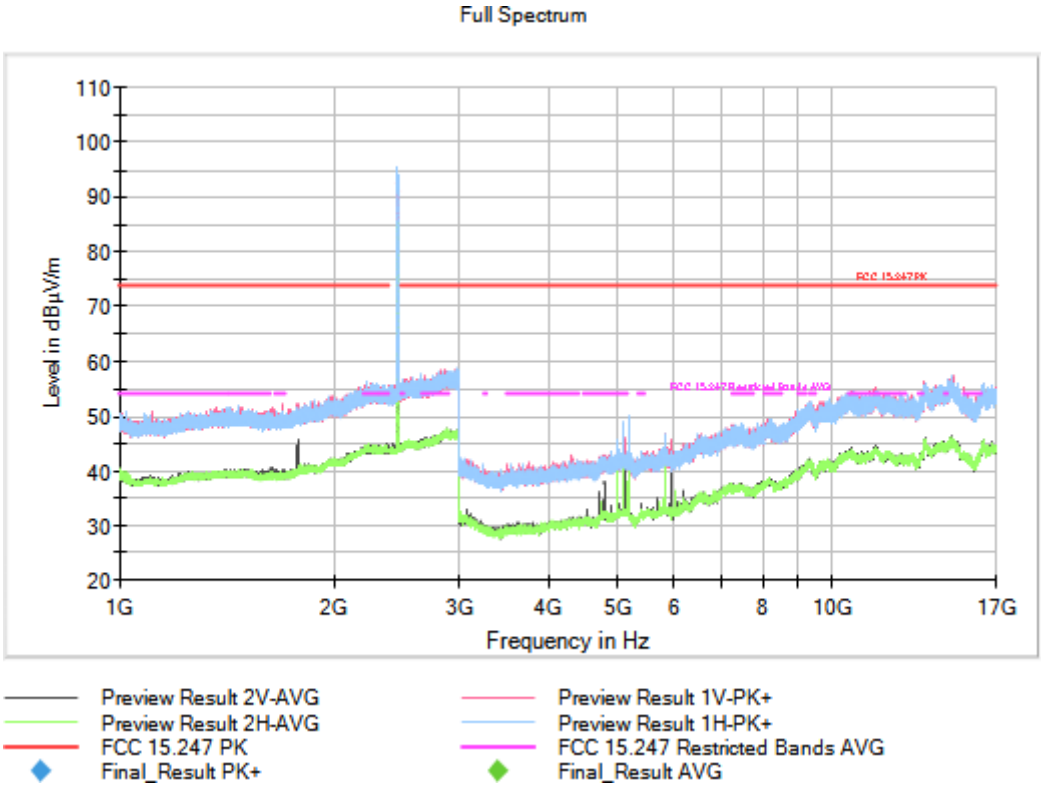

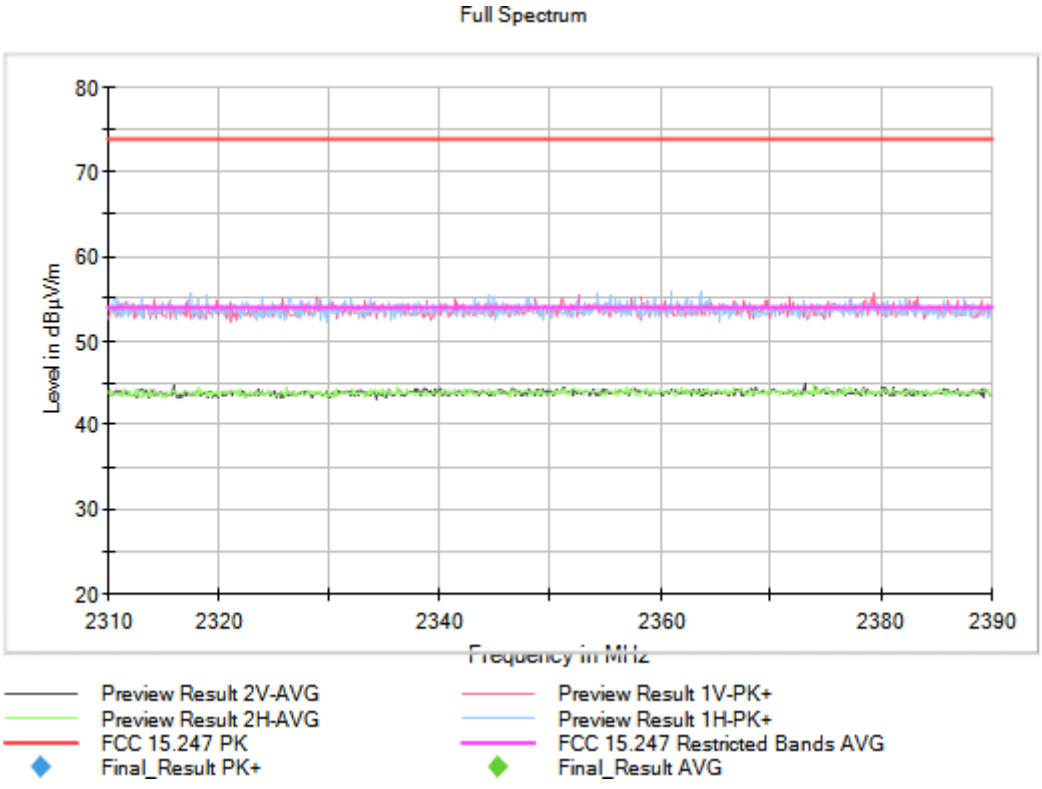

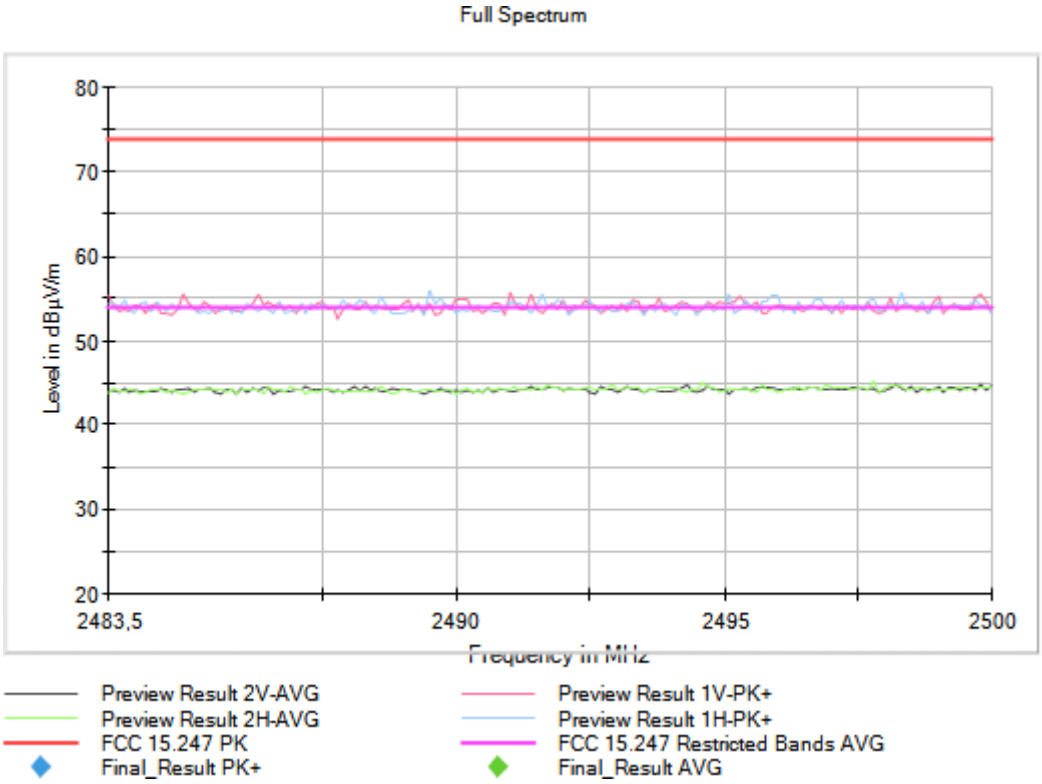
Full Spectrum
80
70
60
50
40
30
20
Level in dBµV/m
2483,5
2490
2495
2500
Frequency in MHz
Preview Result 2V-AVG
Preview Result 2H-AVG
FCC 15.247 PK
Final_Result PK+
Preview Result 1V-PK+
Preview Result 1H-PK+
FCC 15.247 Restricted Bands AVG
Final_Result AVG

Frequency Range GHz = [1, 17]
Modulation = 802.11n HT20 (OFDM MCS0)
MIMO Mode = SISO
Equipment Type = Digital Transmission System (DTS)
Frequency MHz = 2467.00000
Active Port = 1

Images:

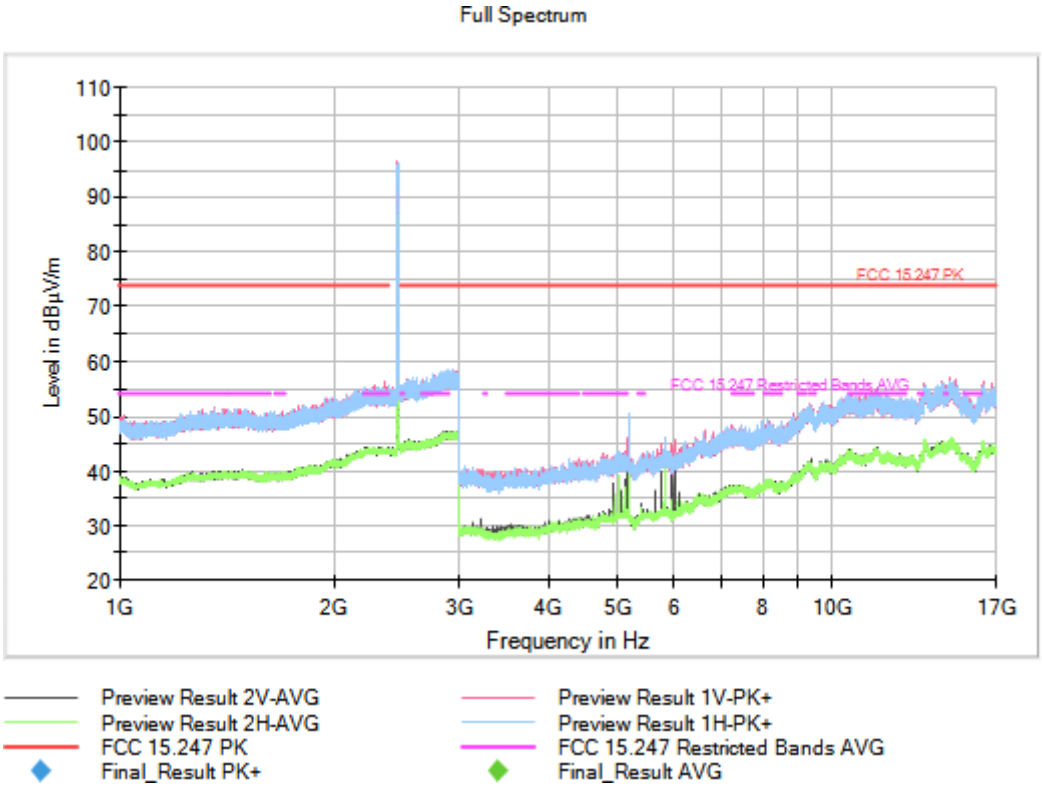

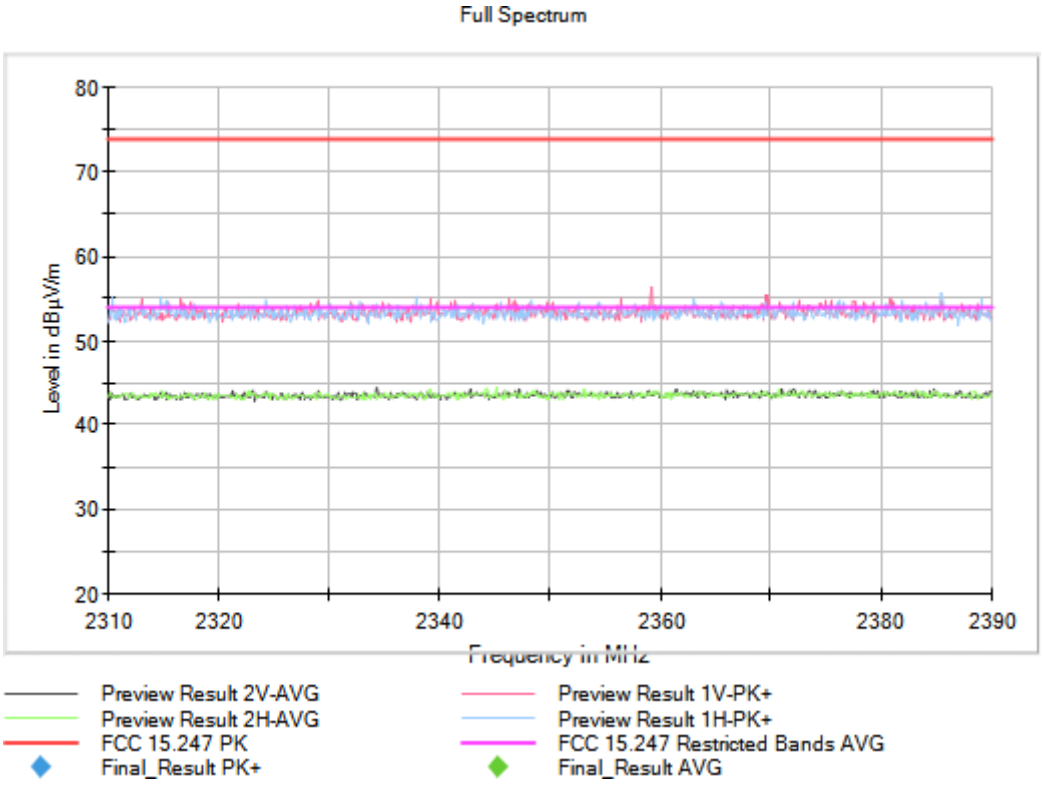

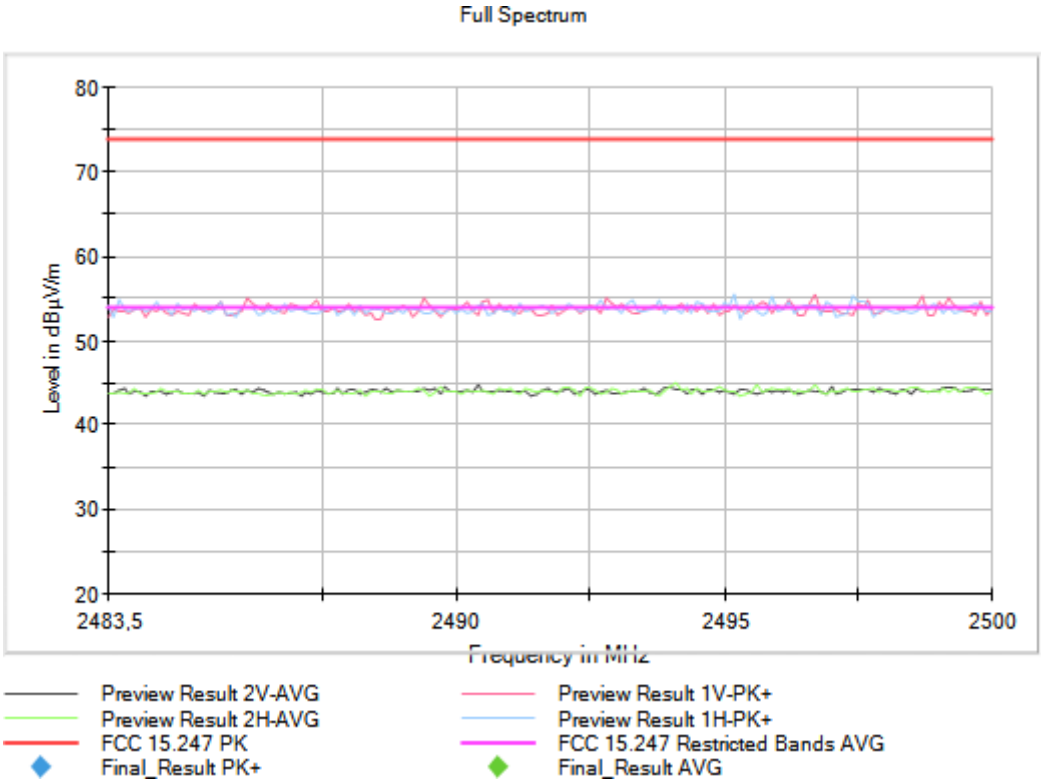
Full Spectrum
80
70
60
50
40
30
20
Level in dBµV/m
2483,5
2490
2495
2500
Frequency in MHz
Preview Result 2V-AVG
Preview Result 2H-AVG
FCC 15.247 PK
Final_Result PK+
Preview Result 1V-PK+
Preview Result 1H-PK+
FCC 15.247 Restricted Bands AVG
Final_Result AVG

Frequency Range GHz = [1, 17]
Modulation = 802.11n HT20 (OFDM MCS0)
MIMO Mode = SISO
Equipment Type = Digital Transmission System (DTS)
Frequency MHz = 2472.00000
Active Port = 1

Images:

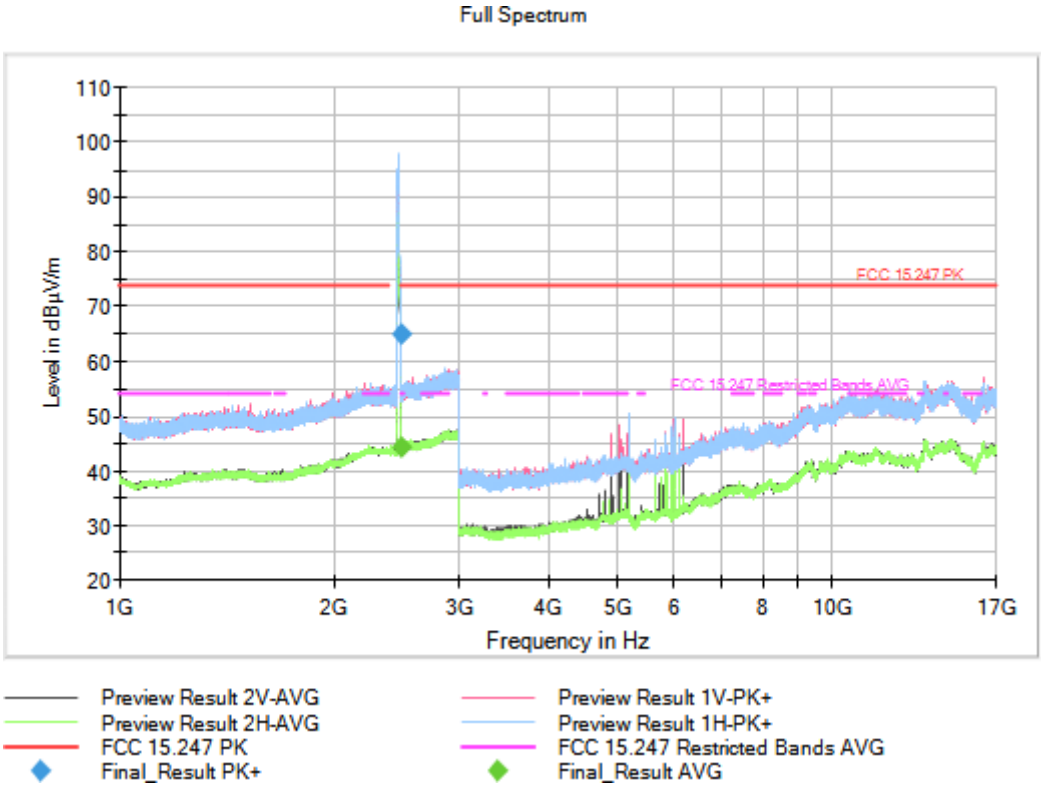

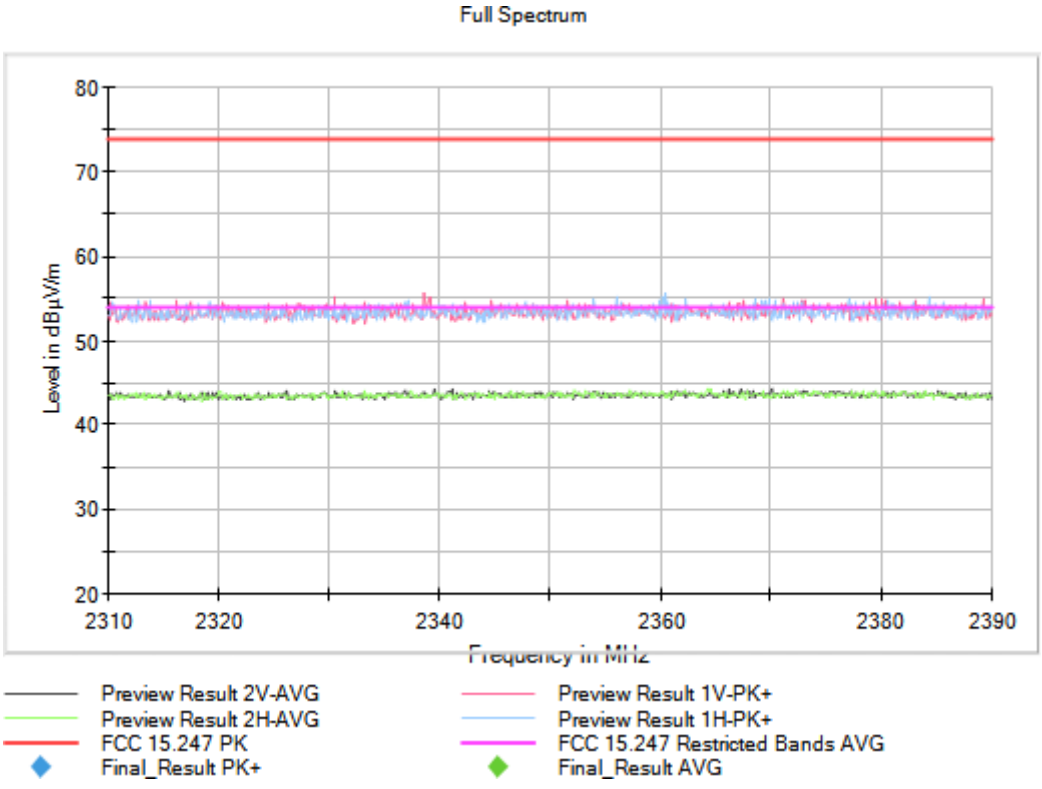

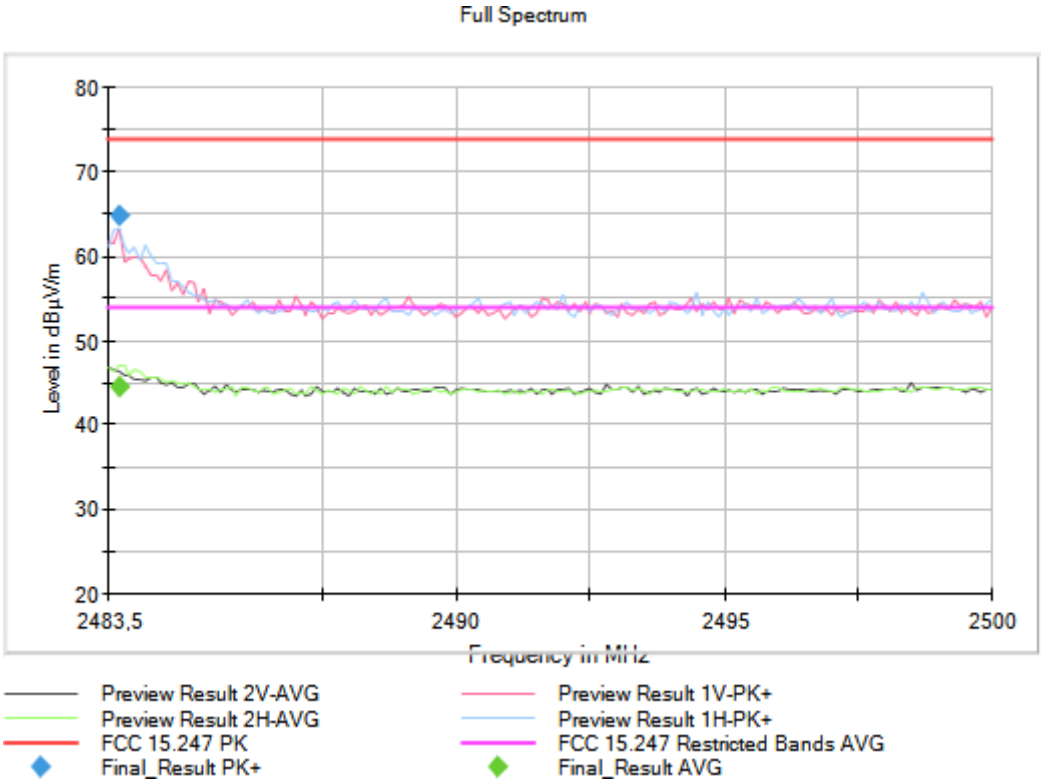
Full Spectrum
80
70
60
50
40
30
20
Level in dBµV/m
2483,5
2490
2495
2500
Frequency in MHz
Preview Result 2V-AVG
Preview Result 2H-AVG
FCC 15.247 PK
Final_Result PK+
Preview Result 1V-PK+
Preview Result 1H-PK+
FCC 15.247 Restricted Bands AVG
Final_Result AVG

Results

Modulation: 802.11ax20 OFDM – SU Full-channel allocation

No spurious frequencies detected at less than 20 dB below the limit.

Verdict

Pass

Attachments

Frequency Range GHz = [1, 17]

Equipment Type = Digital Transmission System (DTS)

Modulation = 802.11ax20 OFDM – SU Full-channel allocation

Frequency MHz = 2412.00000

MIMO Mode = SISO

Active Port = 1

Images:

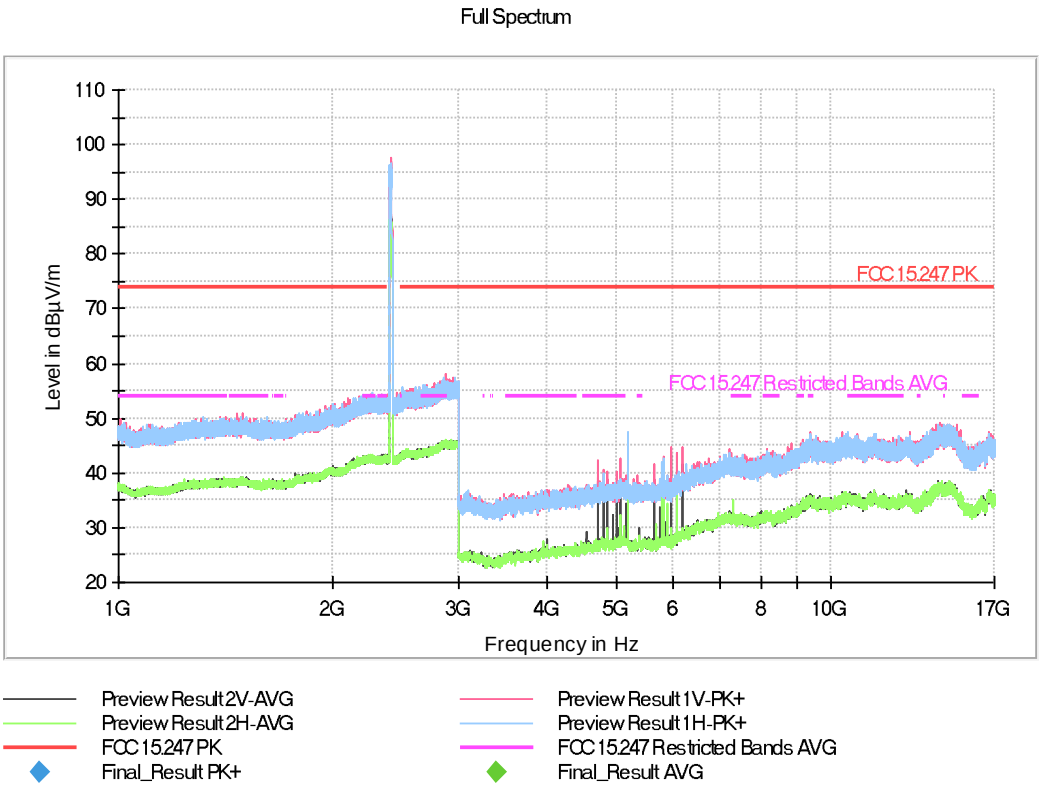

Full Spectrum

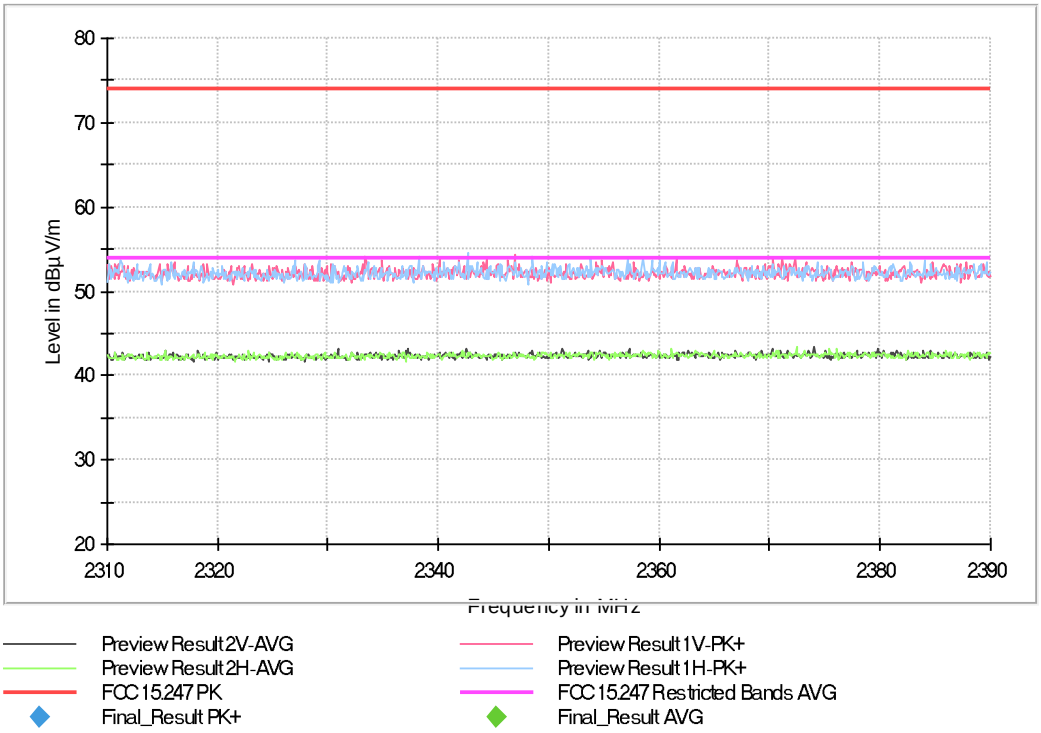

Full Spectrum

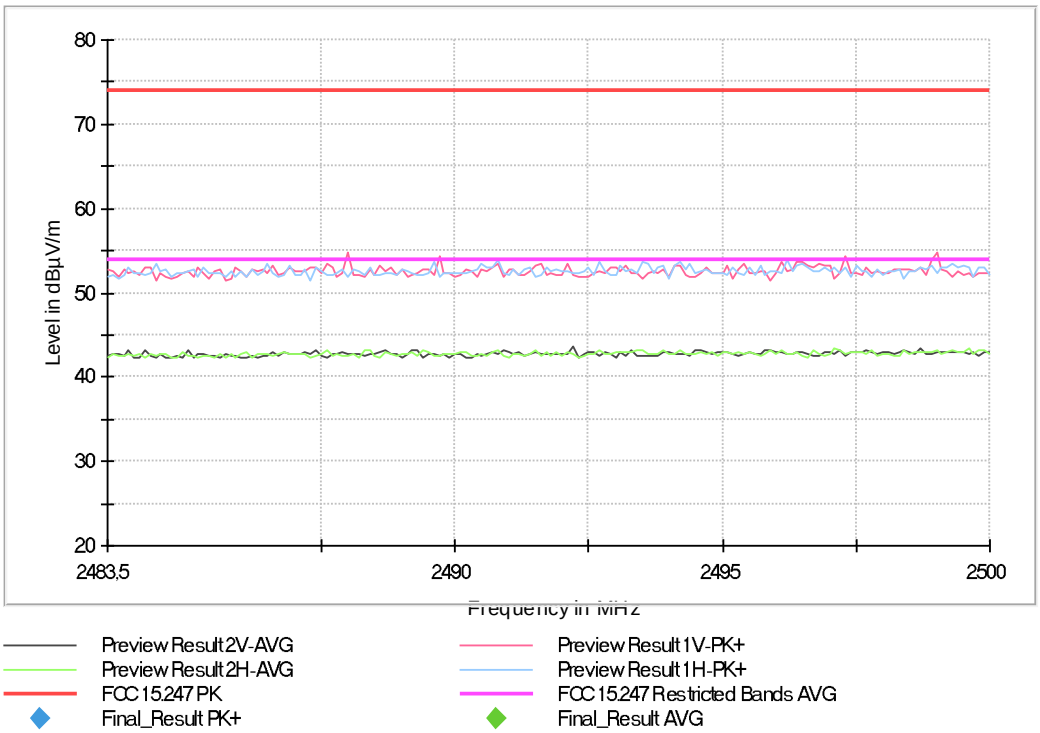

Frequency Range GHz = [1, 17]

Equipment Type = Digital Transmission System (DTS)

Modulation = 802.11ax20 OFDM – SU Full-channel allocation

Frequency MHz = 2462.00000

MIMO Mode = SISO

Active Port = 1

Images:

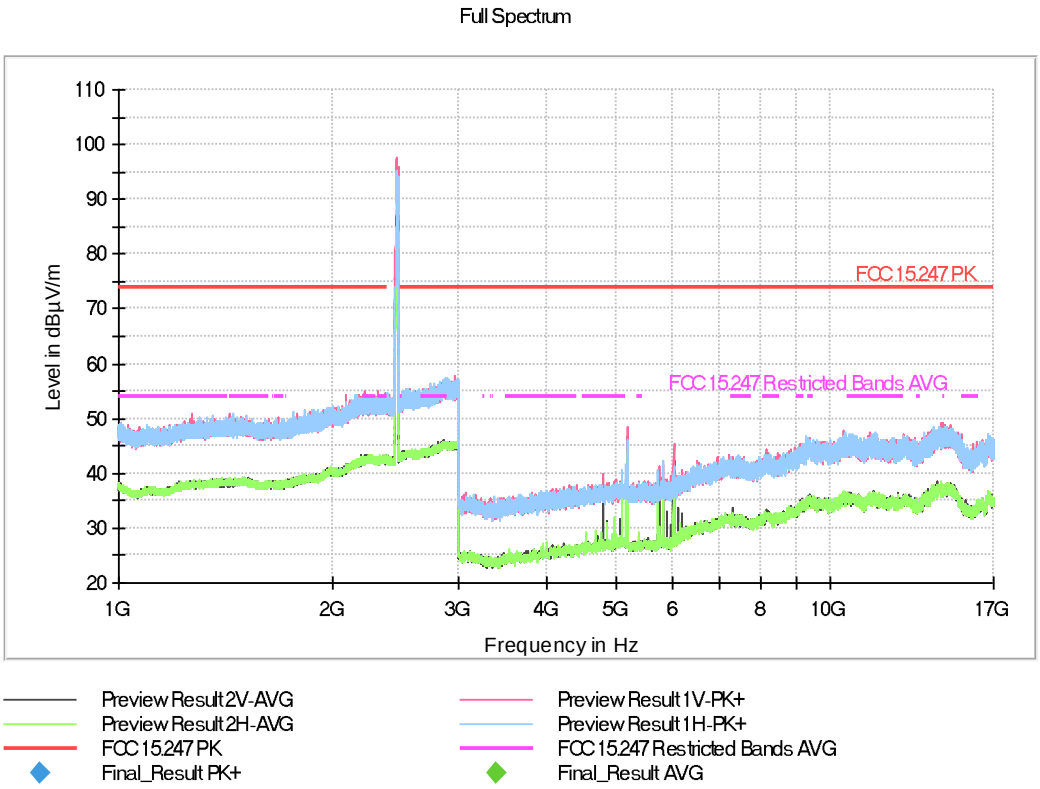

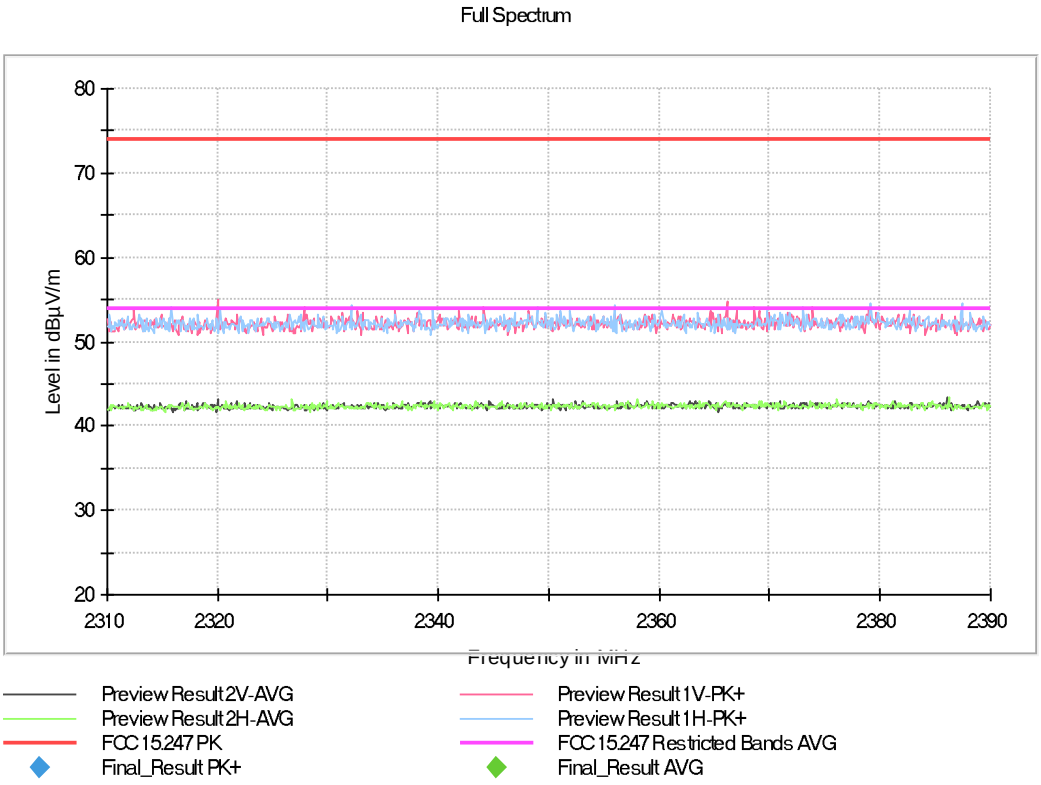

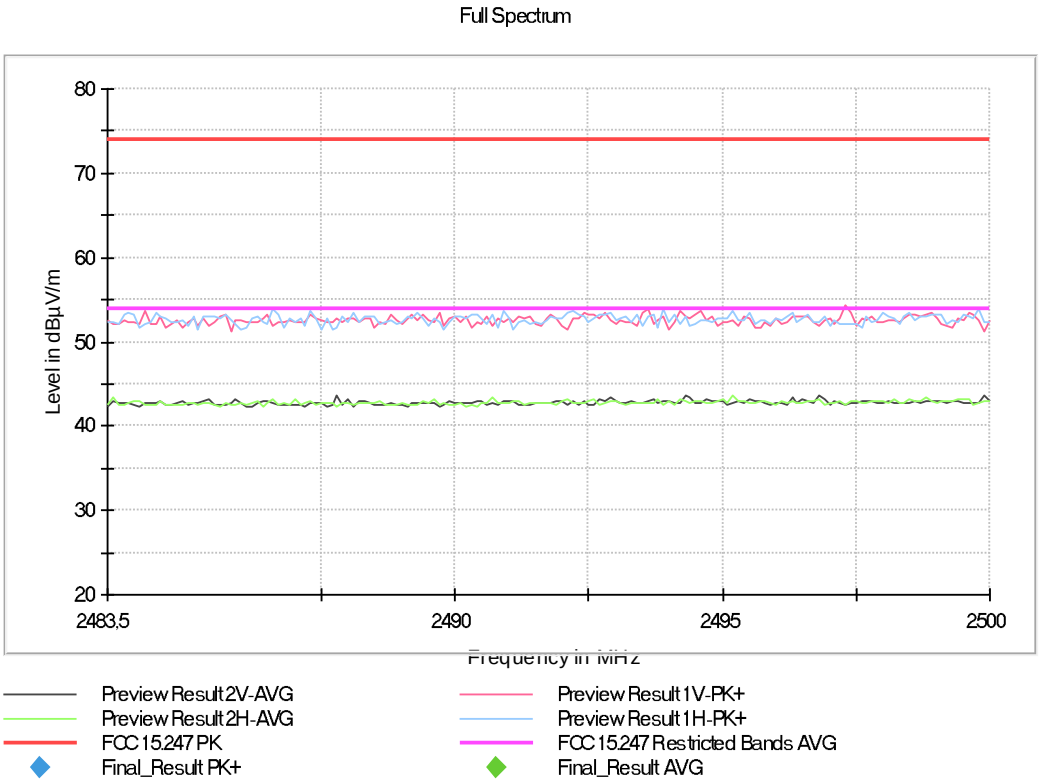
Full Spectrum
Level in dBµV/m
80
70
60
50
40
30
20
2483,5
2490
2495
2500
Frequency in MHz
Preview Result 2V-AVG
Preview Result 2H-AVG
FCC 15.247 PK
Final_Result PK+
Preview Result 1V-PK+
Preview Result 1H-PK+
FCC 15.247 Restricted Bands AVG
Final_Result AVG

Frequency Range GHz = [1, 17]

Equipment Type = Digital Transmission System (DTS)

Modulation = 802.11ax20 OFDM – SU Full-channel allocation

Frequency MHz = 2472.00000

MIMO Mode = SISO

Active Port = 1

Images:

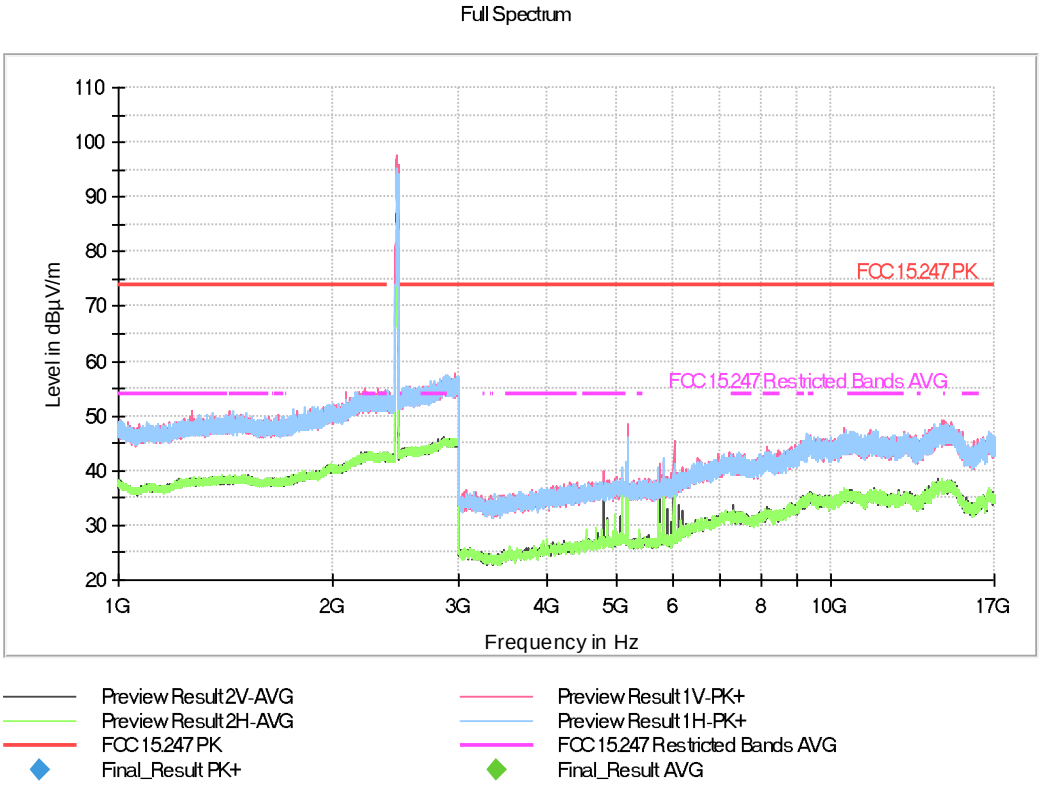

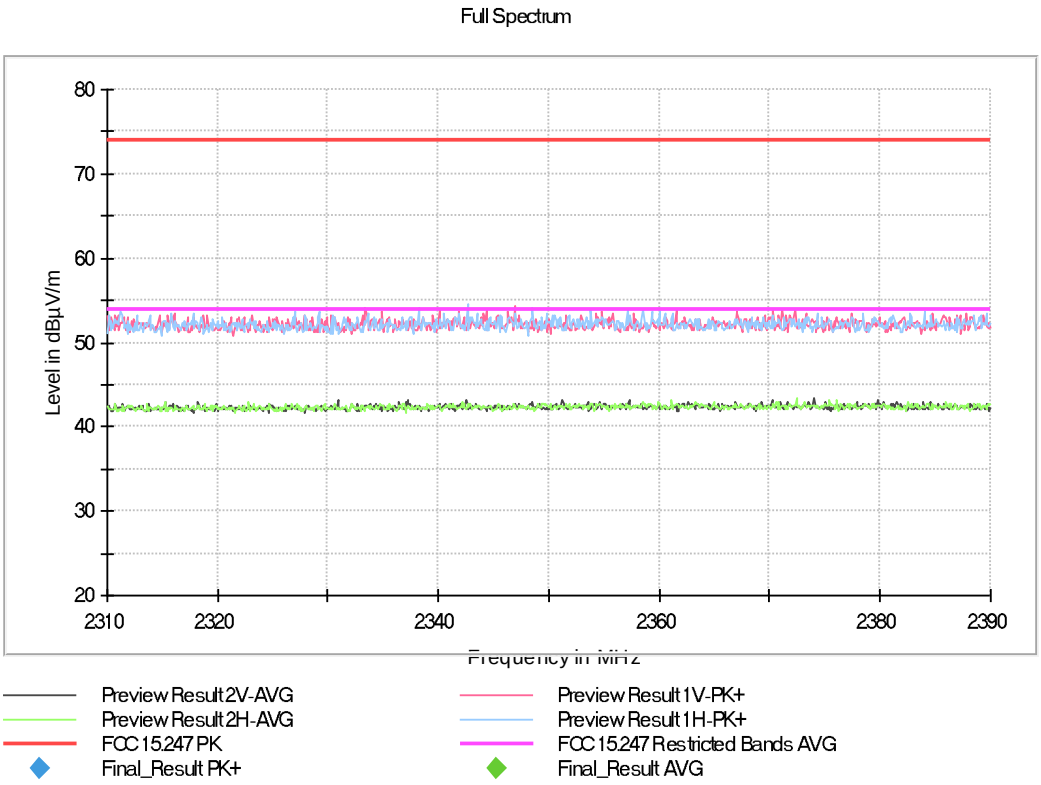

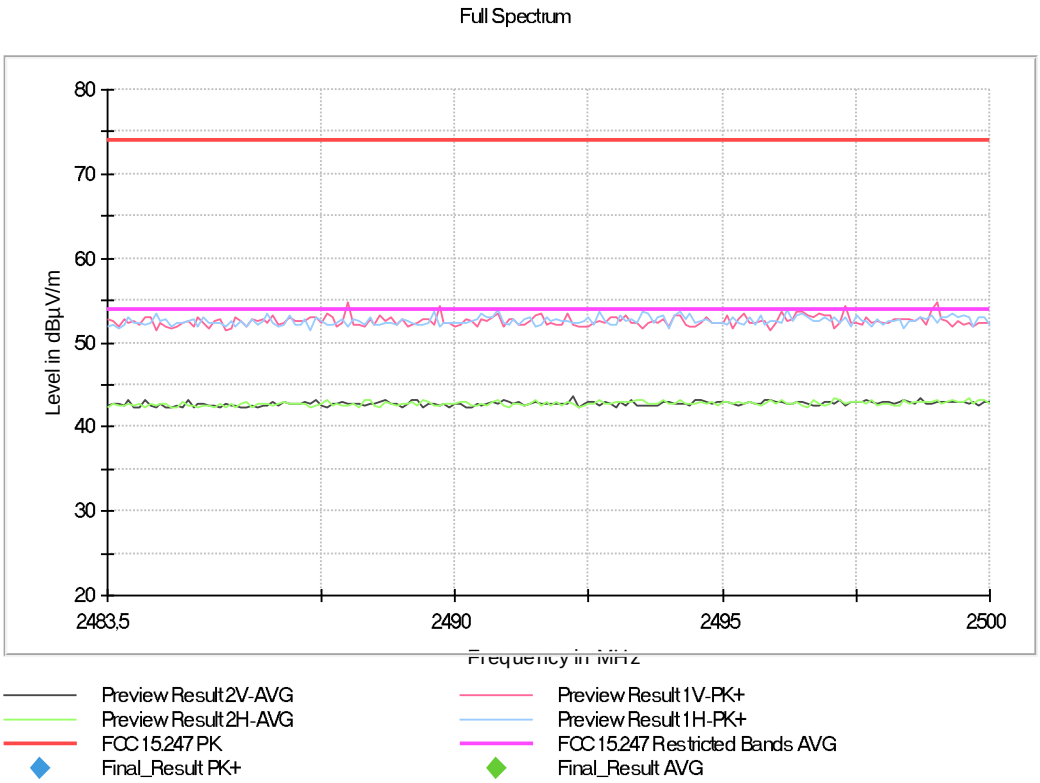
Full Spectrum
Level in dBµV/m
80
70
60
50
40
30
20
2483,5
2490
2495
2500
Frequency in MHz
Preview Result 2V-AVG
Preview Result 2H-AVG
FCC 15.247 PK
Final_Result PK+
Preview Result 1V-PK+
Preview Result 1H-PK+
FCC 15.247 Restricted Bands AVG
Final_Result AVG

Results

Modulation: 802.11ax20 OFDM – RU Subcarrier allocation

No spurious frequencies detected at less than 20 dB below the limit.

Verdict

Pass

Attachments

Frequency Range GHz = [1, 17]

Equipment Type = Digital Transmission System (DTS)

Modulation = 802.11ax20 OFDM – RU Subcarrier allocation

Frequency MHz = 2412.00000

MIMO Mode = SISO

Active Port = 1

Images:

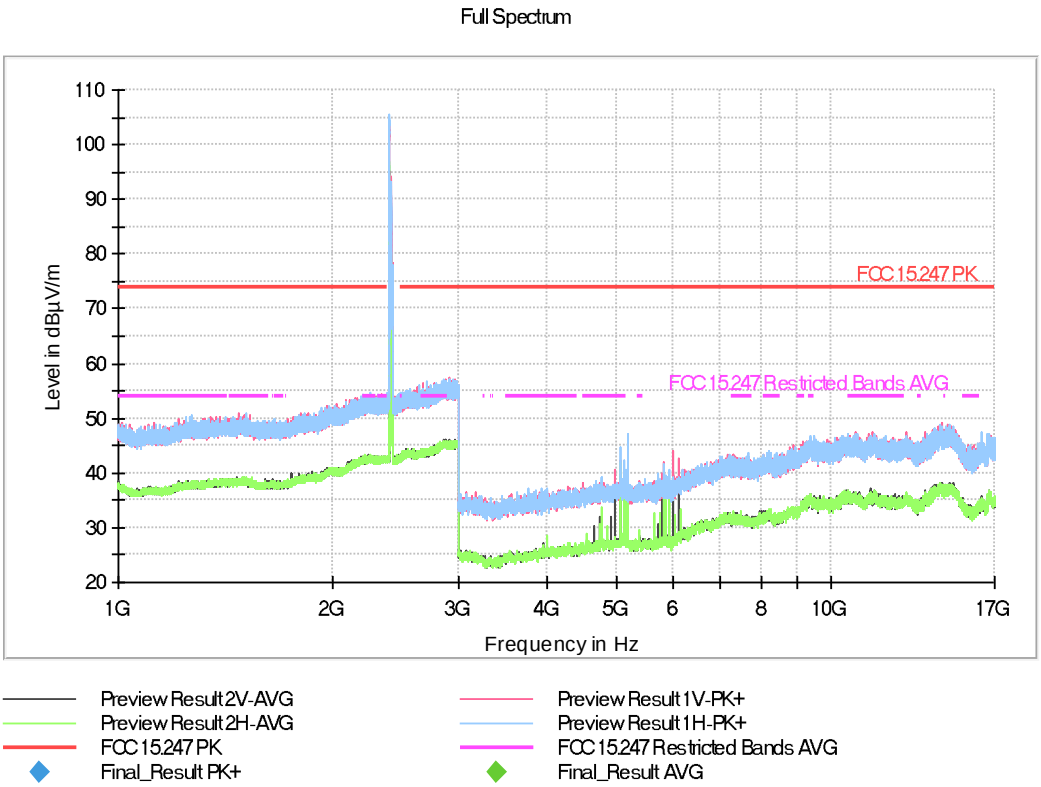

Full Spectrum

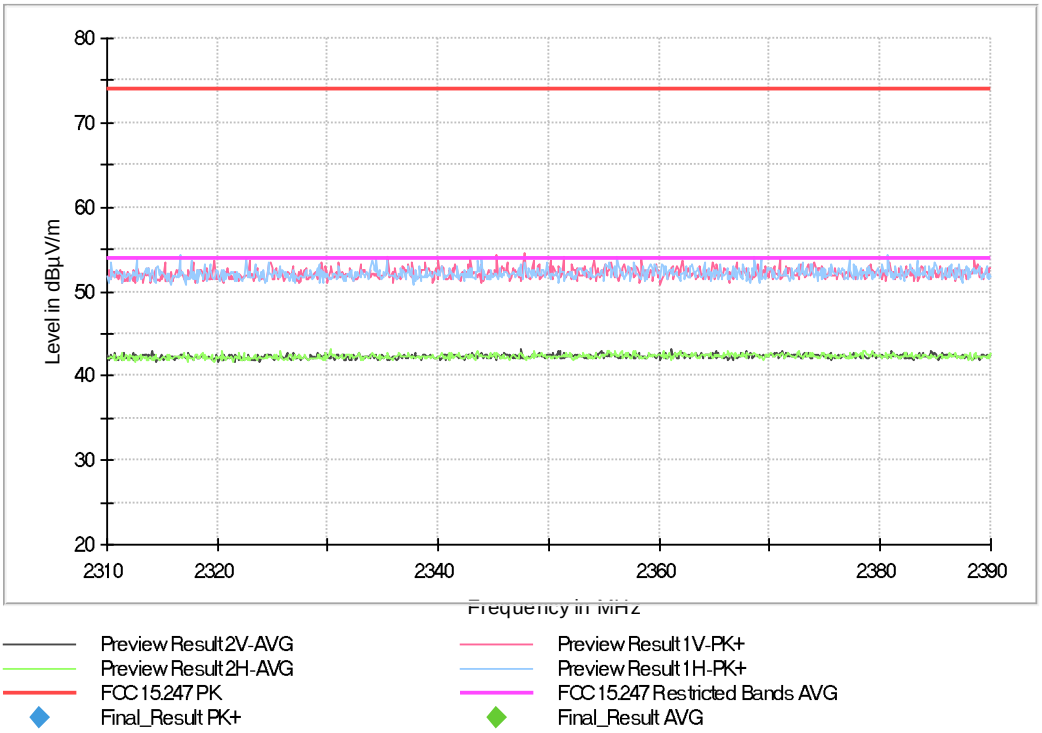

Full Spectrum

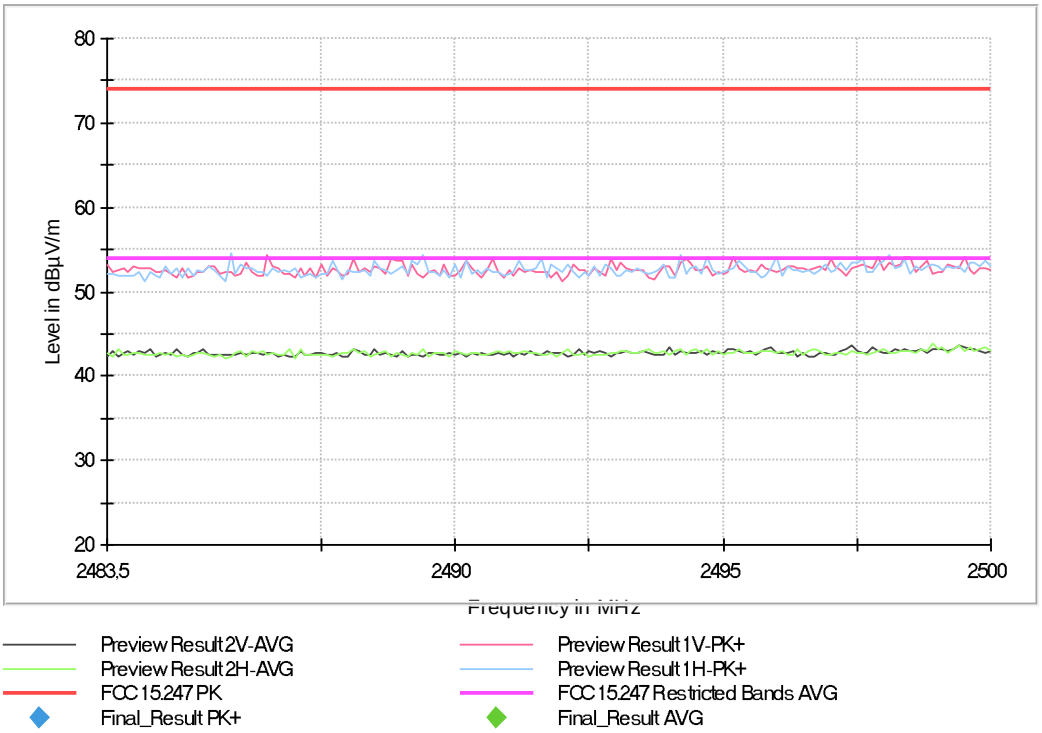

Frequency Range GHz = [1, 17]

Equipment Type = Digital Transmission System (DTS)

Modulation = 802.11ax20 OFDM – RU Subcarrier allocation

Frequency MHz = 2437.00000

MIMO Mode = SISO

Active Port = 1

Images:

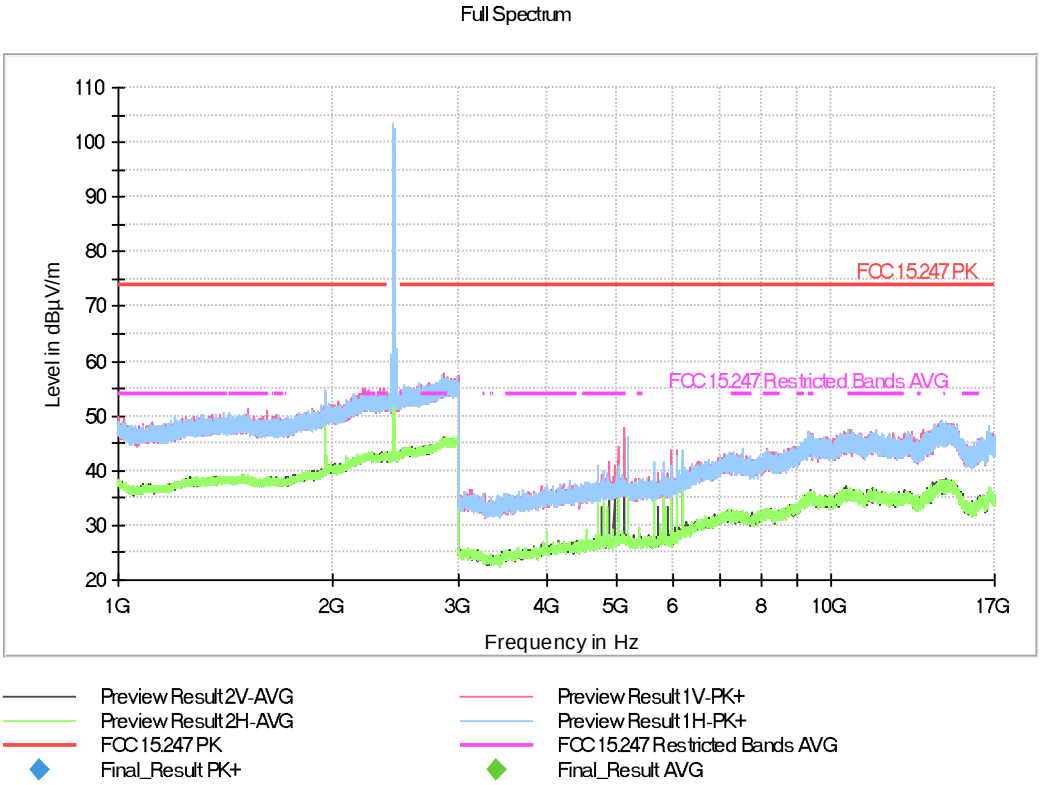

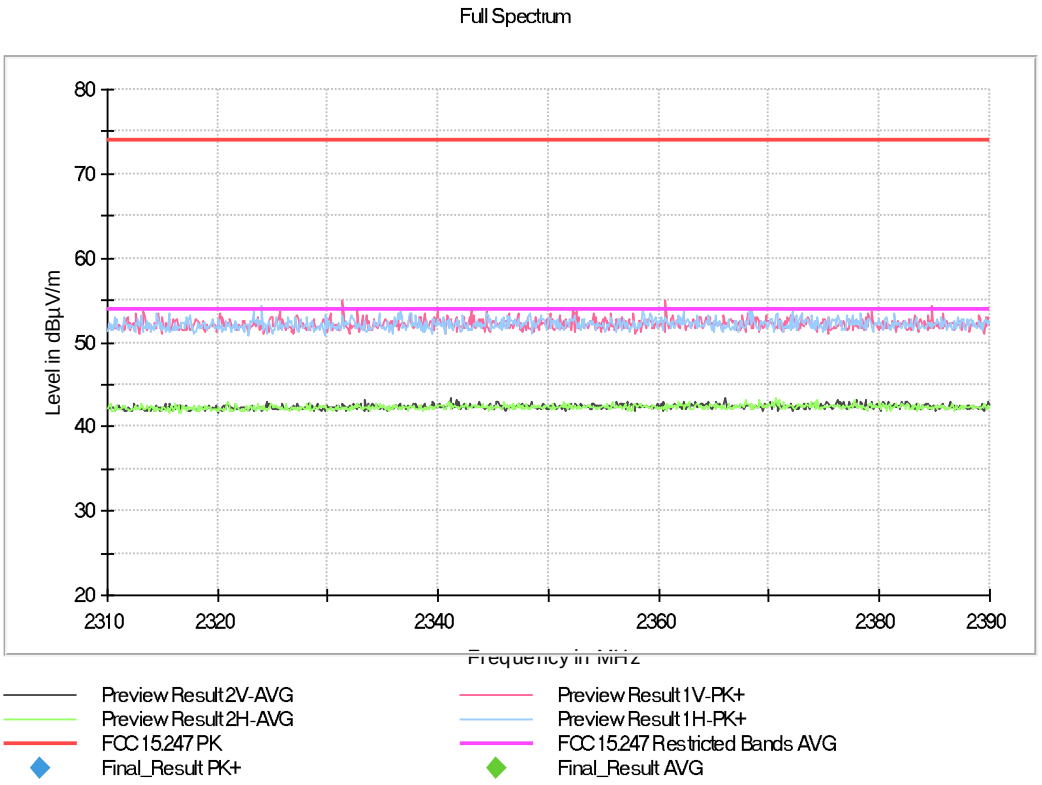

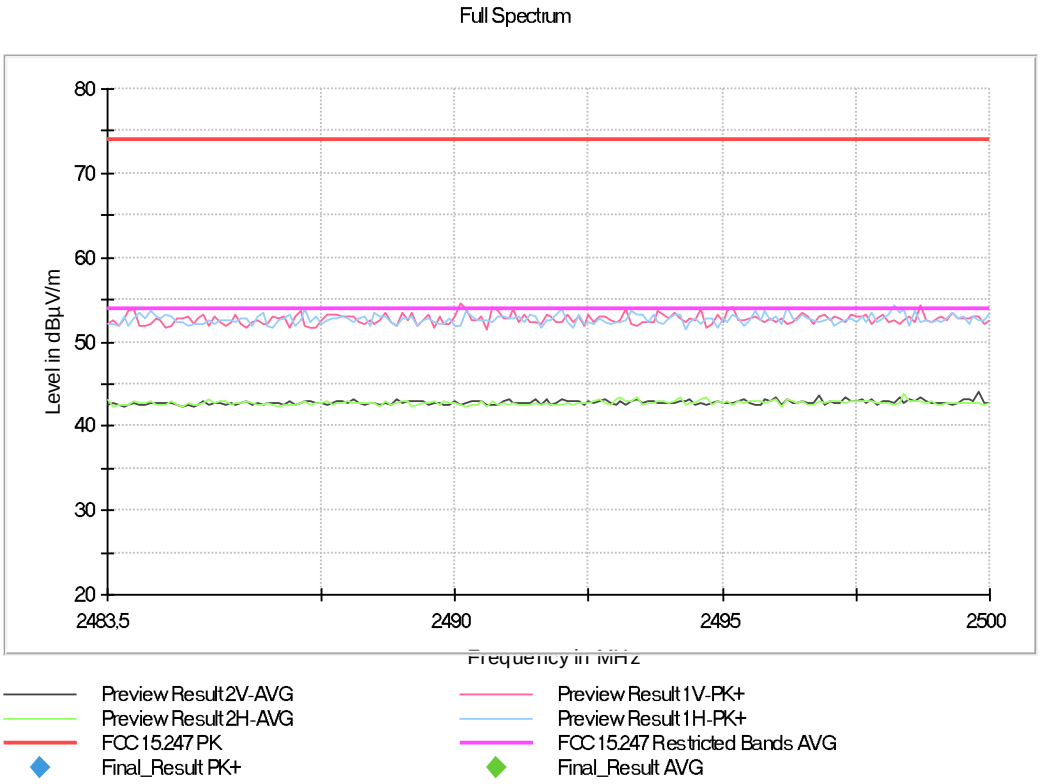
Full Spectrum
Level in dBµV/m
80
70
60
50
40
30
20
2483,5
2490
2495
2500
Frequency in MHz
Preview Result 2V-AVG
Preview Result 2H-AVG
FCC 15.247 PK
Final_Result PK+
Preview Result 1V-PK+
Preview Result 1H-PK+
FCC 15.247 Restricted Bands AVG
Final_Result AVG

Frequency Range GHz = [1, 17]

Equipment Type = Digital Transmission System (DTS)

Modulation = 802.11ax20 OFDM – RU Subcarrier allocation

Frequency MHz = 2462.00000

MIMO Mode = SISO

Active Port = 1

Images:

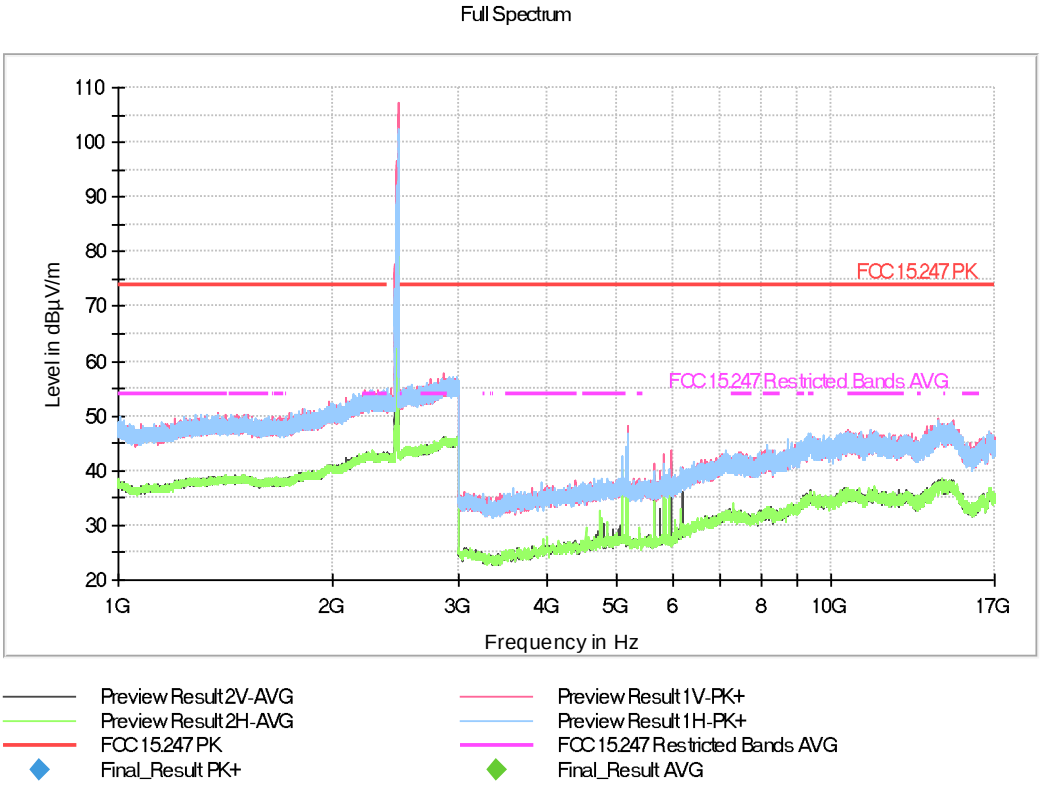

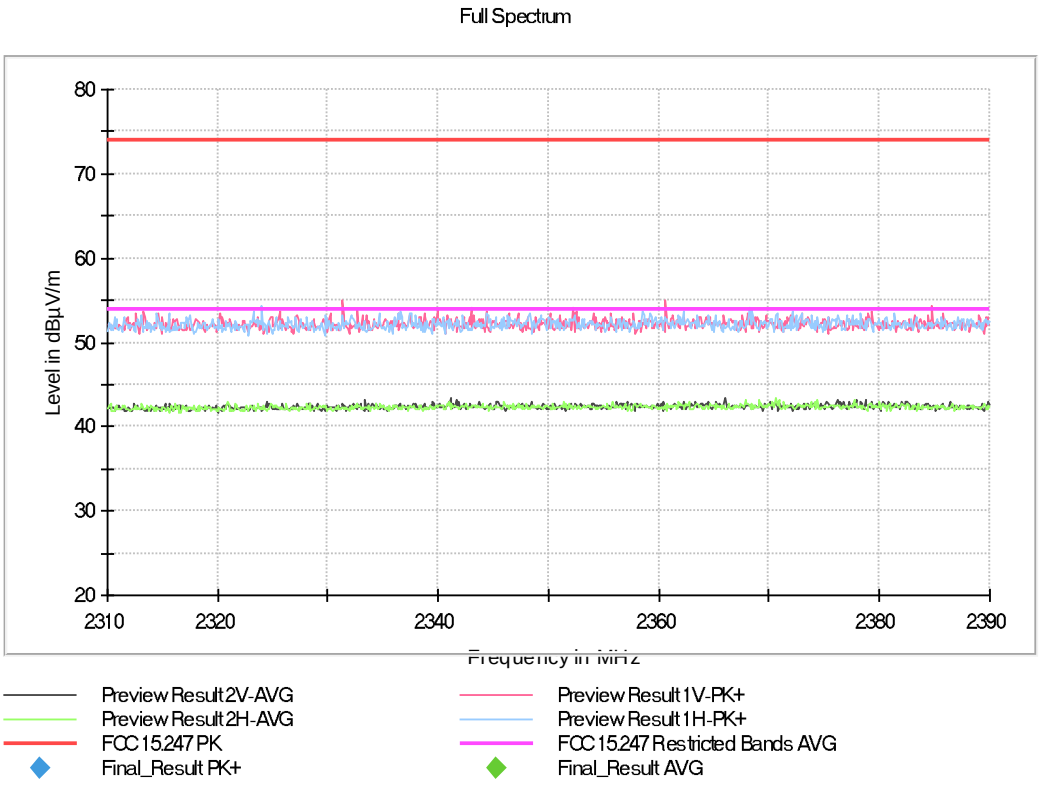

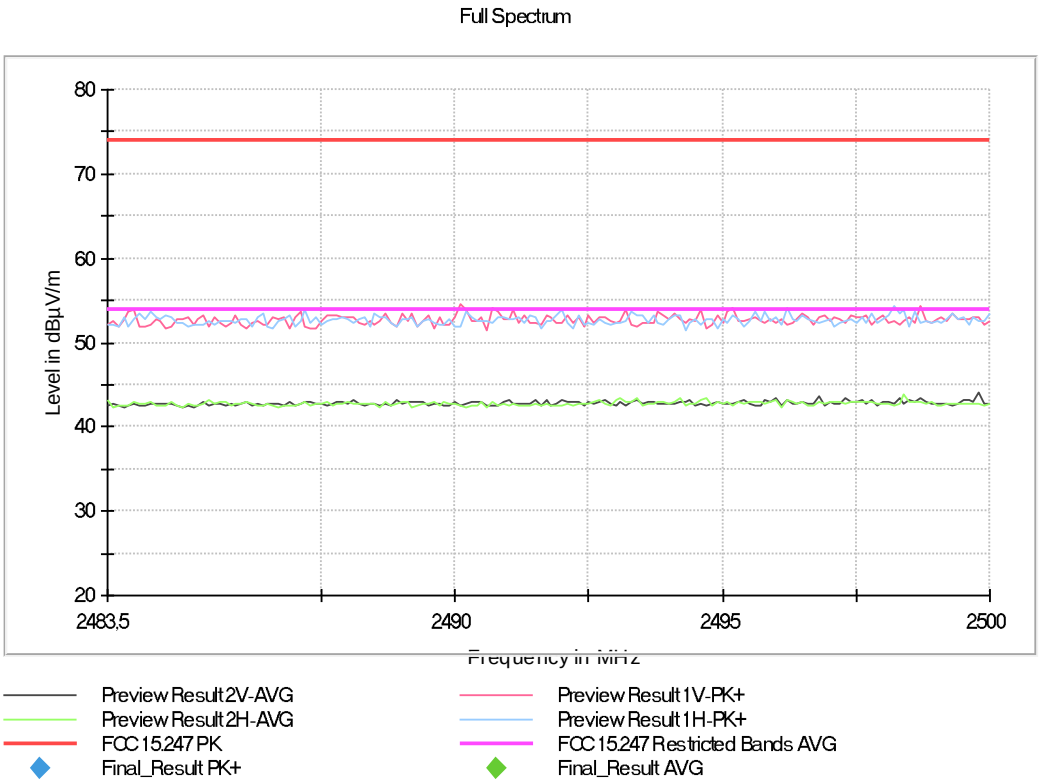
Full Spectrum
Level in dBµV/m
80
70
60
50
40
30
20
2483,5
2490
2495
2500
Frequency in MHz
Preview Result 2V-AVG
Preview Result 2H-AVG
FCC 15.247 PK
Final_Result PK+
Preview Result 1V-PK+
Preview Result 1H-PK+
FCC 15.247 Restricted Bands AVG
Final_Result AVG

Frequency Range GHz = [1, 17]

Equipment Type = Digital Transmission System (DTS)

Modulation = 802.11ax20 OFDM – RU Subcarrier allocation

Frequency MHz = 2472.00000

MIMO Mode = SISO

Active Port = 1

Images:

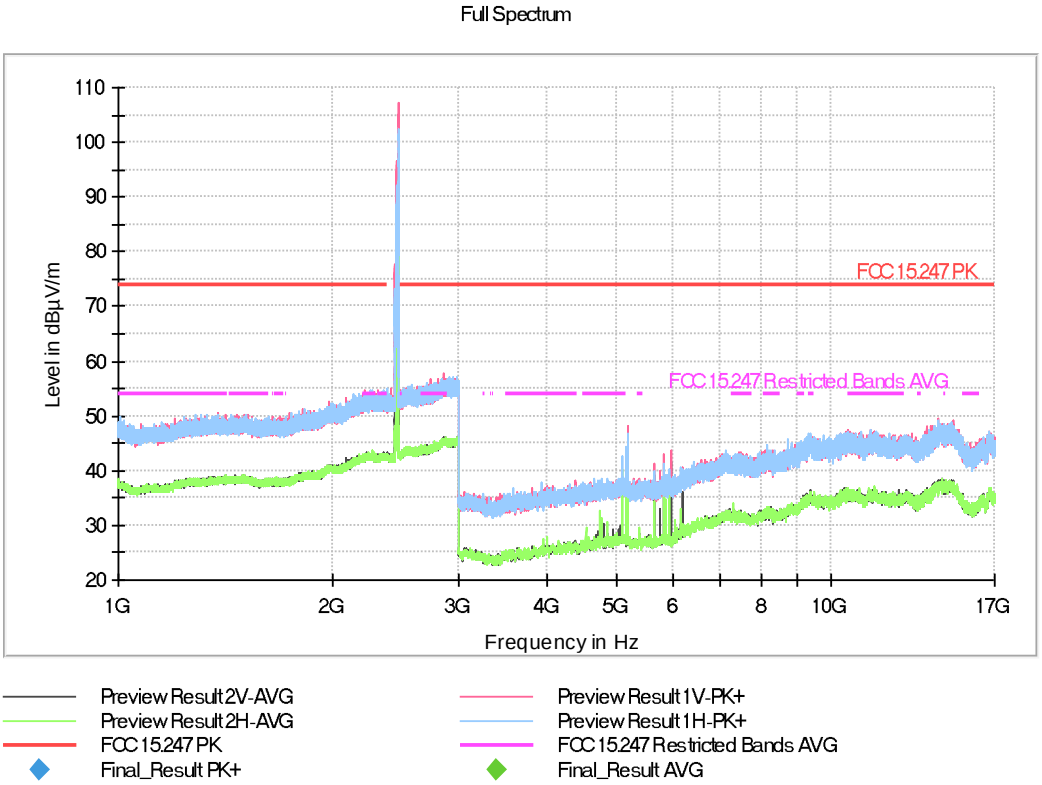

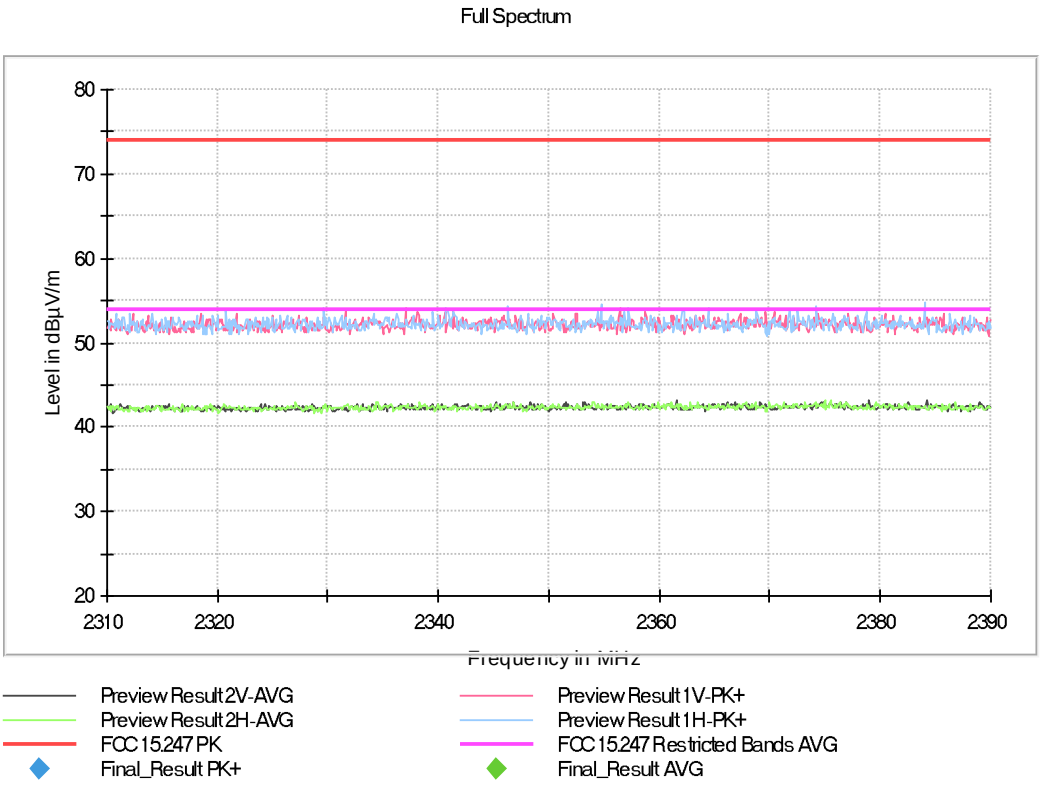

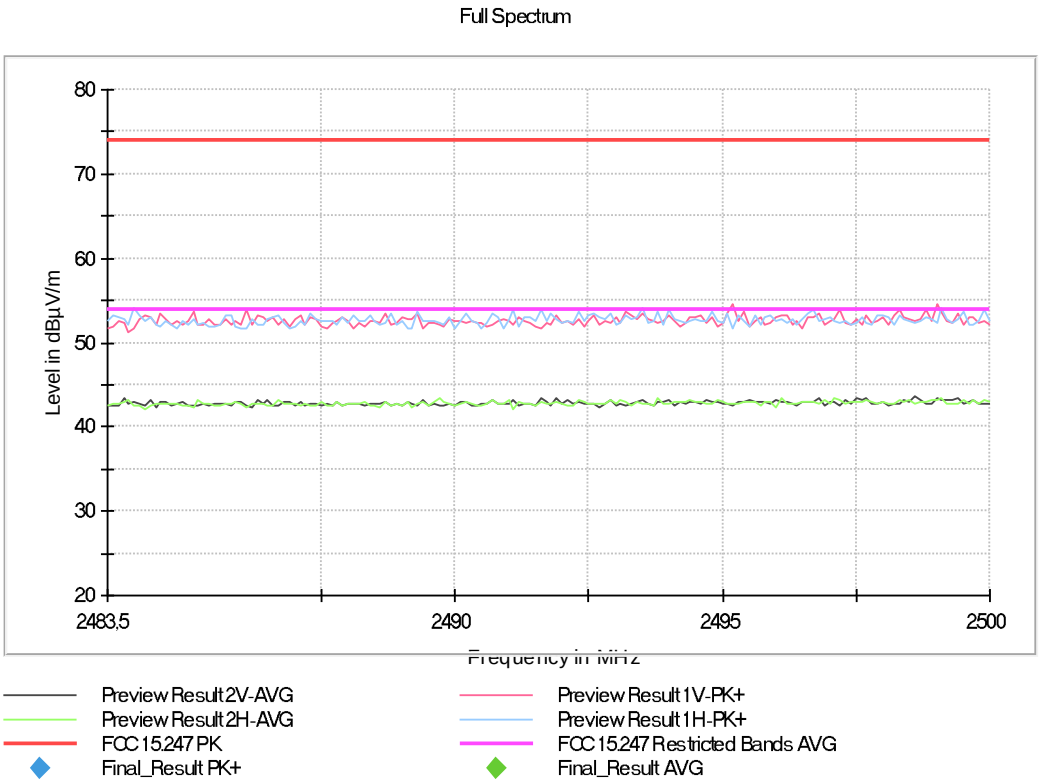

Tables:

Spectrum Analyzer Parameters

Subrange	Step Size	Detectors	Bandwidth	Sweep Time	Preamp
1 GHz - 2,39 GHz	400 kHz	PK+	1 MHz	0,01 s	0 dB
2,39 GHz - 2,484 GHz	40 kHz	PK+	100 kHz	0,01 s	0 dB
2,484 GHz - 3 GHz	400 kHz	PK+	1 MHz	0,01 s	0 dB
3 GHz - 17 GHz	400 kHz	PK+	1 MHz	0,01 s	0 dB

Frequency range 17GHz - 26GHz

Modulation: The spurious frequencies detected do not depend on either the modulation or the operating channel.

Frequency Range GHz = [17, 26]

Equipment Type = Digital Transmission System (DTS)

Modulation = Modulation: The spurious frequencies detected do not depend on the modulation.

Frequency MHz = Modulation: The spurious frequencies detected do not depend on the operating channel.

MIMO Mode = SISO

Active Port = 1

Images:

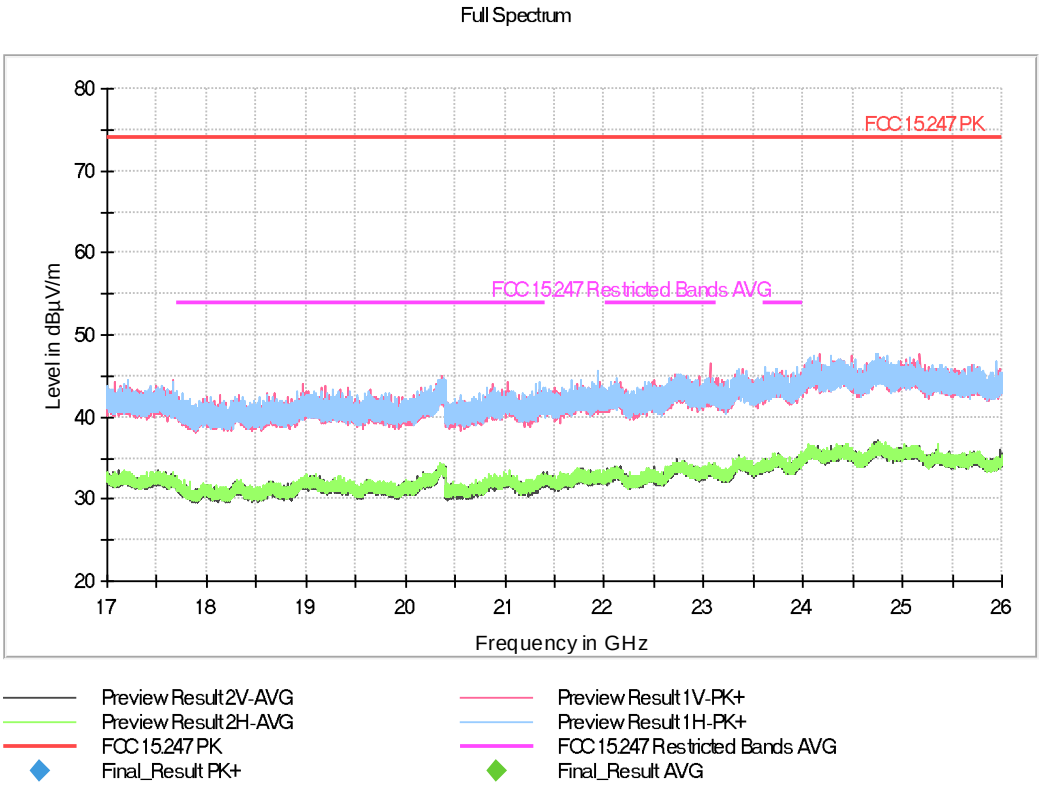

Tables:

Spectrum Analyzer Parameters

Subrange	Step Size	Detectors	Bandwidth	Sweep Time	Preamp
17 GHz - 26 GHz	400 kHz	PK+	1 MHz	0,01 s	0 dB