Photo Report on

Multimedia Equipment with WLAN and Bluetooth
BCI3L4PTN1(Star 3.5 / Star 3.0)

FCC ID: 2AUXS- BCI3L4PTN1
IC: 25847-BCI3L4PTN1

Report Reference: MDE_BOSCH_2511_FCC_Photo_Setups_01

Test Laboratory:
7layers GmbH
Borsigstrasse 11
40880 Ratingen
Germany

Deutsche Akkreditierungsstelle
D-PL-12140-01-00

Note:
The following test results relate only to the devices specified in this document. This report shall not be reproduced in parts without the written approval of the test laboratory.



Photo 1: Test setup **"Star 3.5"** for radiated measurements (stand-alone, semi-anechoic chamber 30 MHz – 1 GHz; unintentional radiator §15.109, ANSI C63.4)



Photo 2: Test setup **"Star 3.5"** for radiated measurements (stand-alone, semi-anechoic chamber 1 – 18 GHz; unintentional radiator §15.109, ANSI C63.4)



Photo 3: Test setup **"Star 3.5"** for radiated measurements (stand-alone, anechoic chamber 18 GHz – 26 GHz; unintentional radiator §15.109, ANSI C63.4)

Photo 4: Test setup **"Star 3.5"** for radiated measurements (stand-alone, anechoic chamber 26 GHz – 40 GHz; unintentional radiator §15.109, ANSI C63.4)



Photo 5: Test setup **"Star 3.0"** for radiated measurements (stand-alone, semi-anechoic chamber 30 MHz – 1 GHz; unintentional radiator §15.109, ANSI C63.4)



Photo 6: Test setup **"Star 3.0"** for radiated measurements (stand-alone, semi-anechoic chamber 1 – 18 GHz; unintentional radiator §15.109, ANSI C63.4)

Photo 7: Test setup **"Star 3.0"** for radiated measurements (stand-alone, semi-anechoic chamber, 18 GHz – 26 GHz; unintentional radiator §15.109, ANSI C63.4)



Photo 8: Test setup **"Star 3.0"** for radiated measurements (stand-alone, semi-anechoic chamber, 26 GHz – 40 GHz; unintentional radiator §15.109, ANSI C63.4)



Photo 9: Test setup **"Star 3.0"** for radiated measurements (semi-anechoic chamber 9 kHz – 30 MHz; FCC Part 15.247 and 15.407, ANSI C63.10)



Photo 10: Test setup **"Star 3.5 / Star 3.0"** for radiated measurements (semi-anechoic chamber 30 MHz – 1 GHz; FCC Part 15.247 and 15.407, ANSI C63.10)



Photo 11: Test setup **"Star 3.5 / Star 3.0"** for radiated measurements (above 1 GHz; Fully anechoic chamber, FCC Part 15.247 and 15.407; ANSI C63.10)



Photo 12: Test setup **"Star 3.5 / Star 3.0"** for radiated measurements, detailed view (above 1 GHz; Fully anechoic chamber, FCC Part 15.247 and 15.407; ANSI C63.10)



Photo 13: Test setup **"Star 3.5"** for radiated measurements, detailed view (above 1 GHz; Fully anechoic chamber, FCC Part 15.407; ANSI C63.10)



Photo 14: Test setup **"Star 3.5"** for conducted measurements (FCC Part 15.247 and 15.407; ANSI C63.10)



Photo 15: ancillary equipment for radiated measurements.