Appendix Data

1. MINIMUM 6 DB BANDWIDTH.....1

2. MIMIMUM 26 DB BANDWIDTH.....116

3. 99% OCCUPIED BANDWIDTH 520

4. PEAK POWER SPECTRAL DENSITY.....890

5. MAXIMUM COUDUCTED OUTPUT POWER(STADDLE CHANNEL) 1344

Test Band				WLAN_UNII3_AX			
Antenna				Ant 0			
Test Parameters for Channel Bandwidths							
Test Item	No.	Mode	Channel	Bandwitdh	RU Tone	RB index	Verdict
6 dB Bandwidth	1	802.11ax HE20	149	20 MHz	26	Low	Pass
	2	802.11ax HE20	149	20 MHz	26	Middle	Pass
	3	802.11ax HE20	149	20 MHz	26	High	Pass
	4	802.11ax HE20	157	20 MHz	26	Low	Pass
	5	802.11ax HE20	157	20 MHz	26	Middle	Pass
	6	802.11ax HE20	157	20 MHz	26	High	Pass
	7	802.11ax HE20	165	20 MHz	26	Low	Pass
	8	802.11ax HE20	165	20 MHz	26	Middle	Pass
	9	802.11ax HE20	165	20 MHz	26	High	Pass
	10	802.11ax HE20	149	20 MHz	52	Low	Pass
	11	802.11ax HE20	149	20 MHz	52	Middle	Pass
	12	802.11ax HE20	149	20 MHz	52	High	Pass
	13	802.11ax HE20	157	20 MHz	52	Low	Pass
	14	802.11ax HE20	157	20 MHz	52	Middle	Pass
	15	802.11ax HE20	157	20 MHz	52	High	Pass
	16	802.11ax HE20	165	20 MHz	52	Low	Pass
	17	802.11ax HE20	165	20 MHz	52	Middle	Pass
	18	802.11ax HE20	165	20 MHz	52	High	Pass
	19	802.11ax HE20	149	20 MHz	106	Low	Pass
	20	802.11ax HE20	149	20 MHz	106	High	Pass
	21	802.11ax HE20	157	20 MHz	106	Low	Pass
	22	802.11ax HE20	157	20 MHz	106	High	Pass
	23	802.11ax HE20	165	20 MHz	106	Low	Pass
	24	802.11ax HE20	165	20 MHz	106	High	Pass
	25	802.11ax HE20	149	20 MHz	242	-	Pass
	26	802.11ax HE20	157	20 MHz	242	-	Pass
	27	802.11ax HE20	165	20 MHz	242	-	Pass
	28	802.11ax HE20	149	20 MHz	SU	-	Pass
	29	802.11ax HE20	157	20 MHz	SU	-	Pass
	30	802.11ax HE20	165	20 MHz	SU	-	Pass

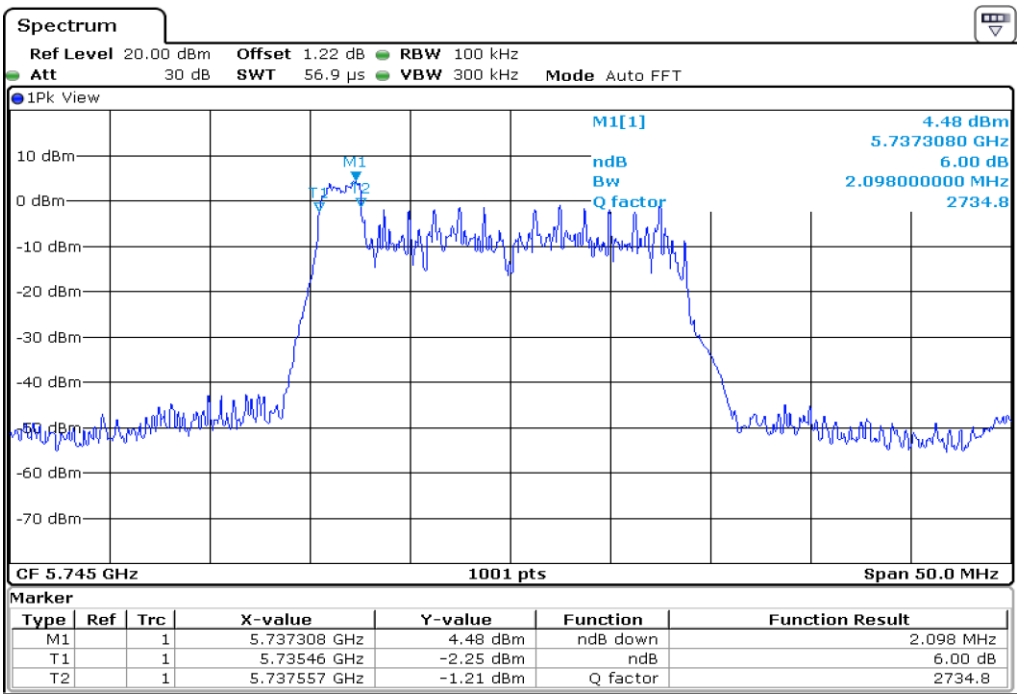

1	6 dB Bandwitdh

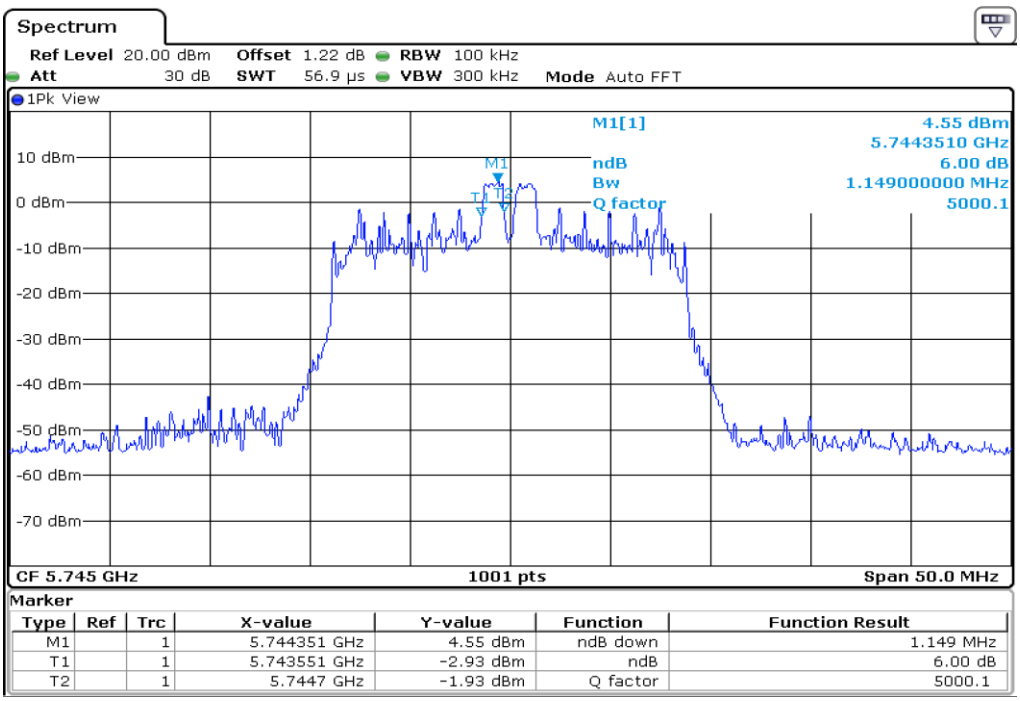

2	6 dB Bandwitdh

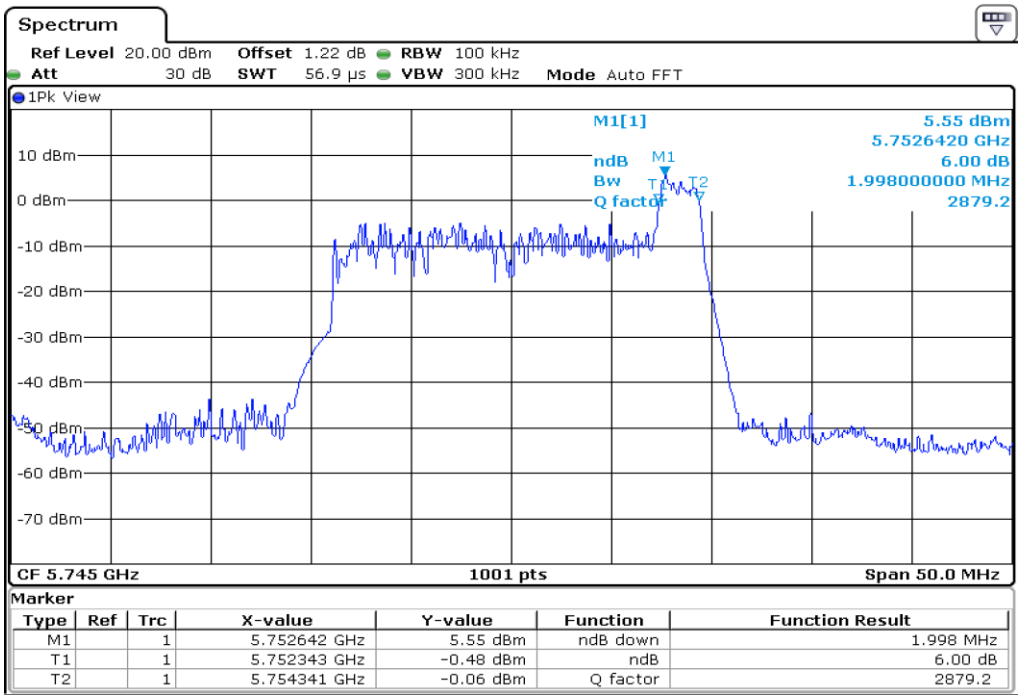

3	6 dB Bandwitdh

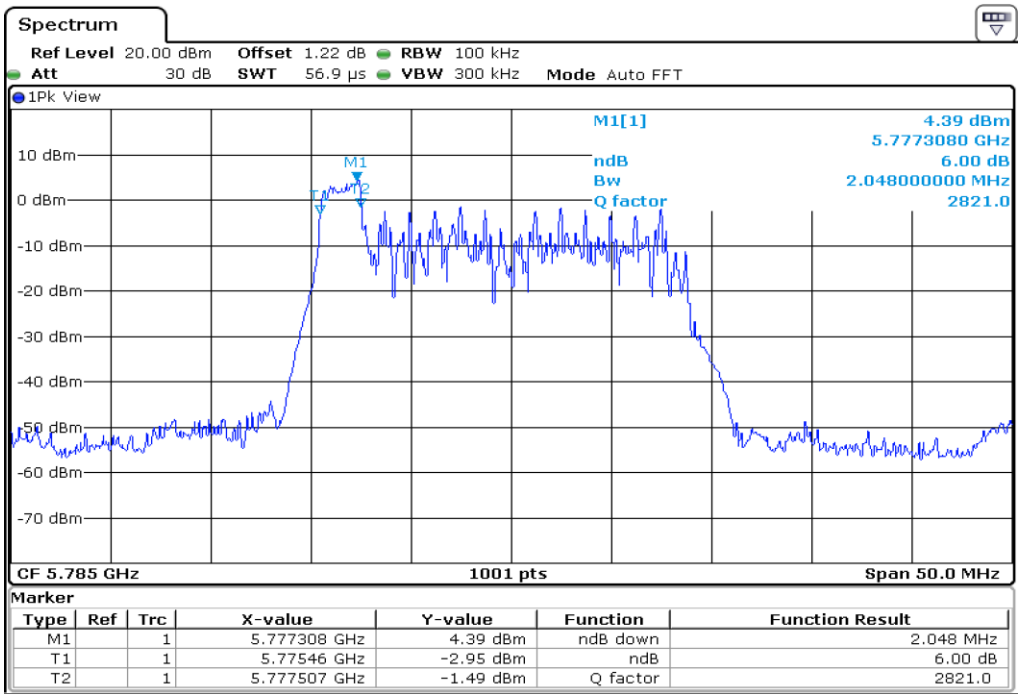

4	6 dB Bandwitdh

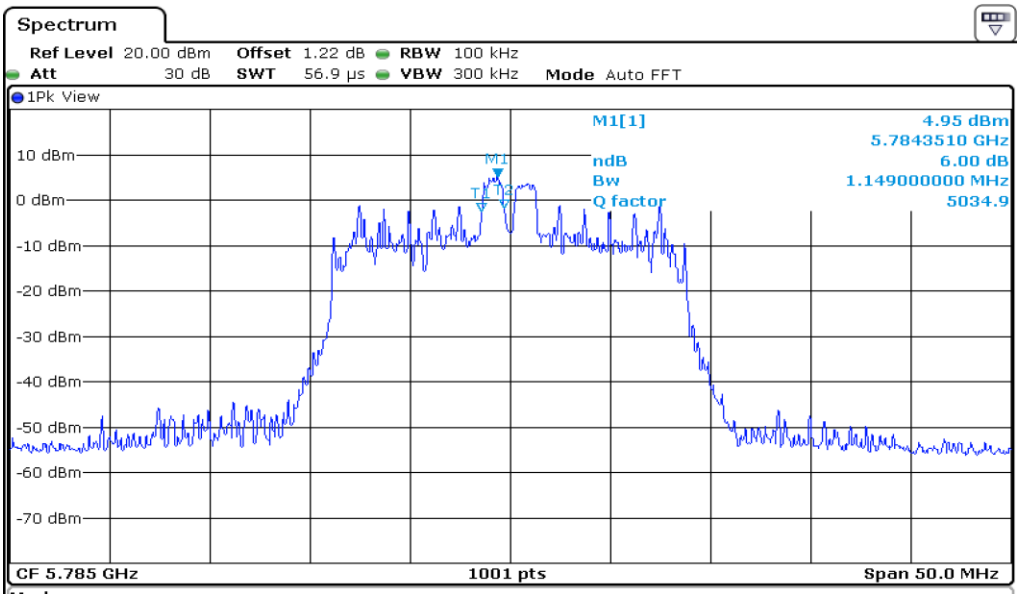

Marker

Type	Ref	Trc	X-value	Y-value	Function	Function Result
M1		1	5.784351 GHz	4.95 dBm	ndB down	1.149 MHz
T1		1	5.783551 GHz	-2.65 dBm	ndB	6.00 dB
T2		1	5.7847 GHz	-1.90 dBm	Q factor	5034.9

5	6 dB Bandwitdh

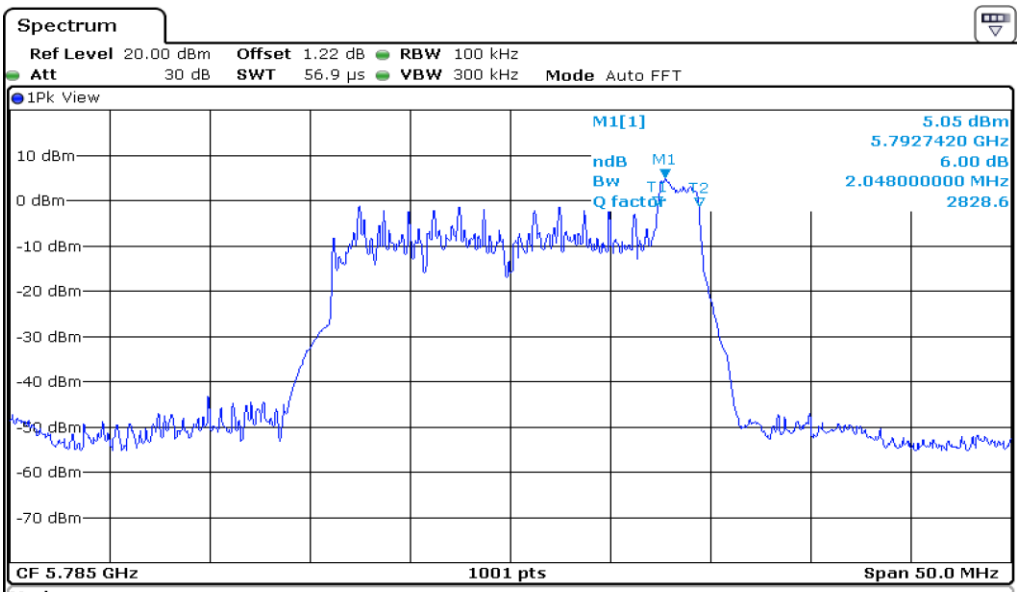

Marker

Type	Ref	Trc	X-value	Y-value	Function	Function Result
M1		1	5.792742 GHz	5.05 dBm	ndB down	2.048 MHz
T1		1	5.792343 GHz	-0.93 dBm	ndB	6.00 dB
T2		1	5.794391 GHz	-1.26 dBm	Q factor	2828.6

6	6 dB Bandwitdh

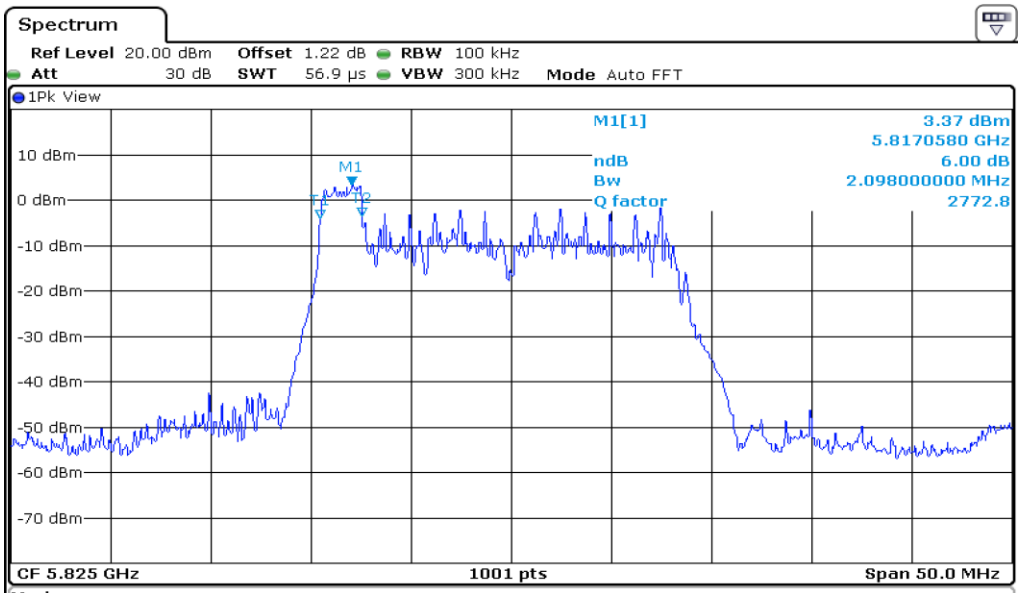

Marker

Type	Ref	Trc	X-value	Y-value	Function	Function Result
M1		1	5.817058 GHz	3.37 dBm	ndB down	2.098 MHz
T1		1	5.81546 GHz	-3.94 dBm	ndB	6.00 dB
T2		1	5.817557 GHz	-3.50 dBm	Q factor	2772.8

7	6 dB Bandwitdh

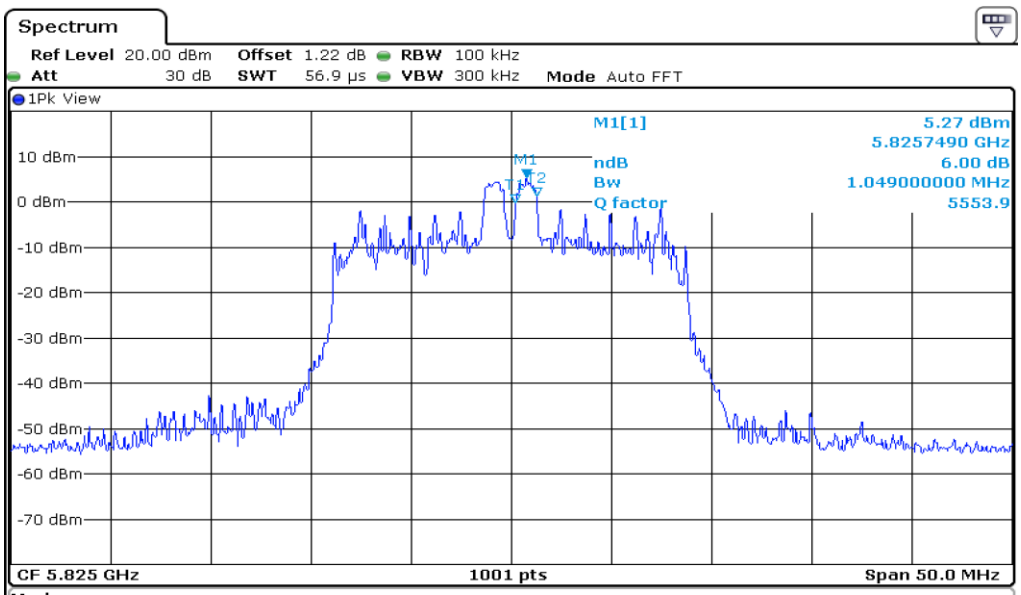

Marker

Type	Ref	Trc	X-value	Y-value	Function	Function Result
M1		1	5.825749 GHz	5.27 dBm	ndB down	1.049 MHz
T1		1	5.8252 GHz	-0.19 dBm	ndB	6.00 dB
T2		1	5.826249 GHz	1.30 dBm	Q factor	5553.9

8	6 dB Bandwitdh

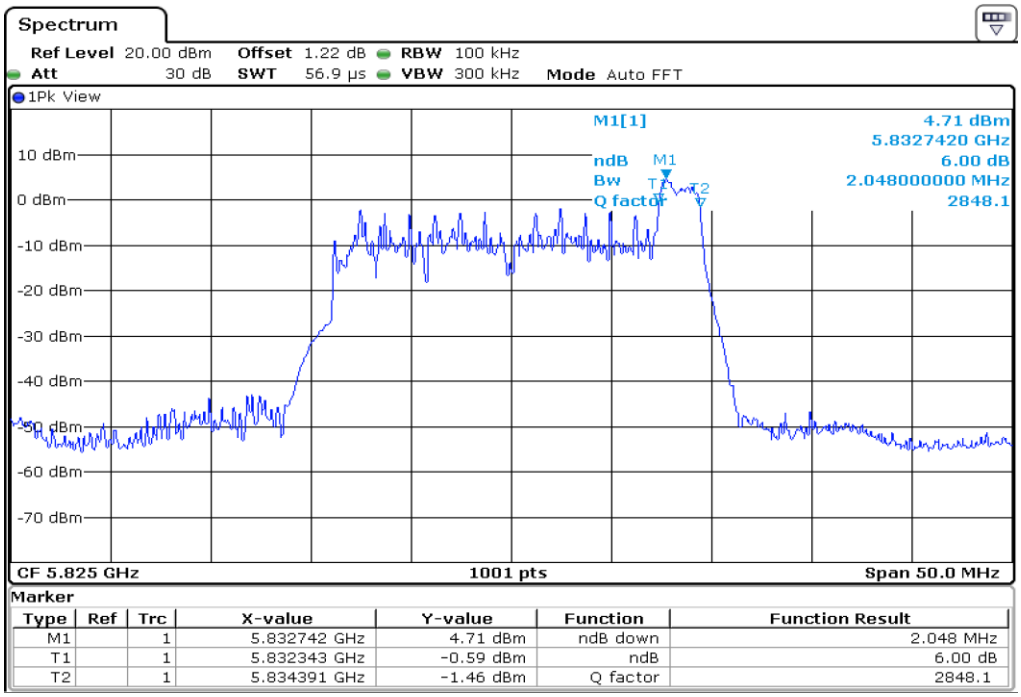

9	6 dB Bandwitdh

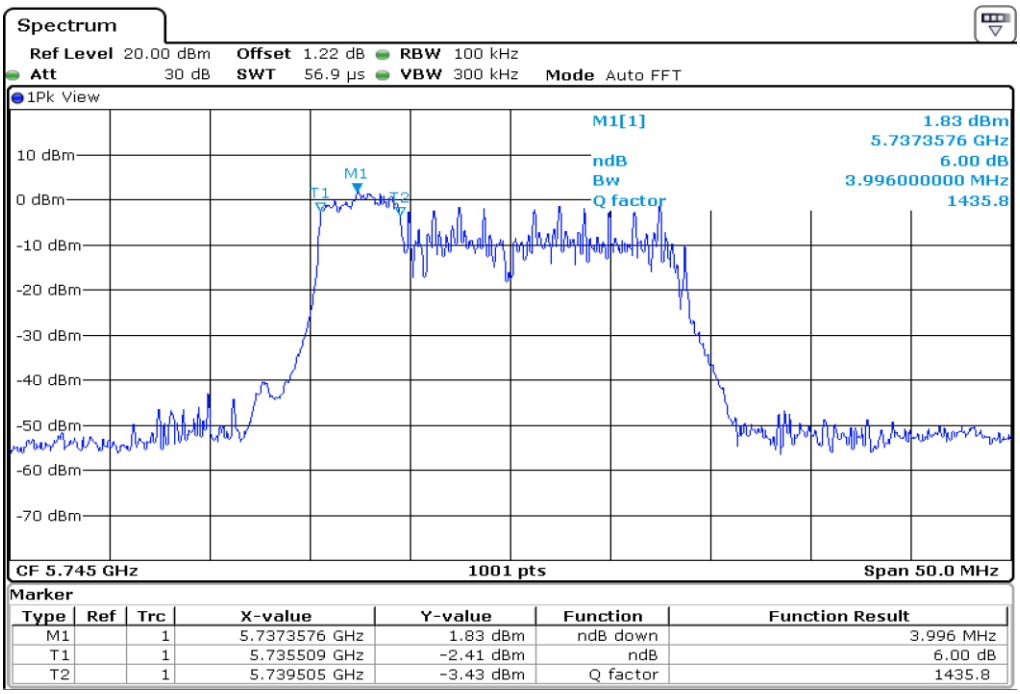

10	6 dB Bandwitdh

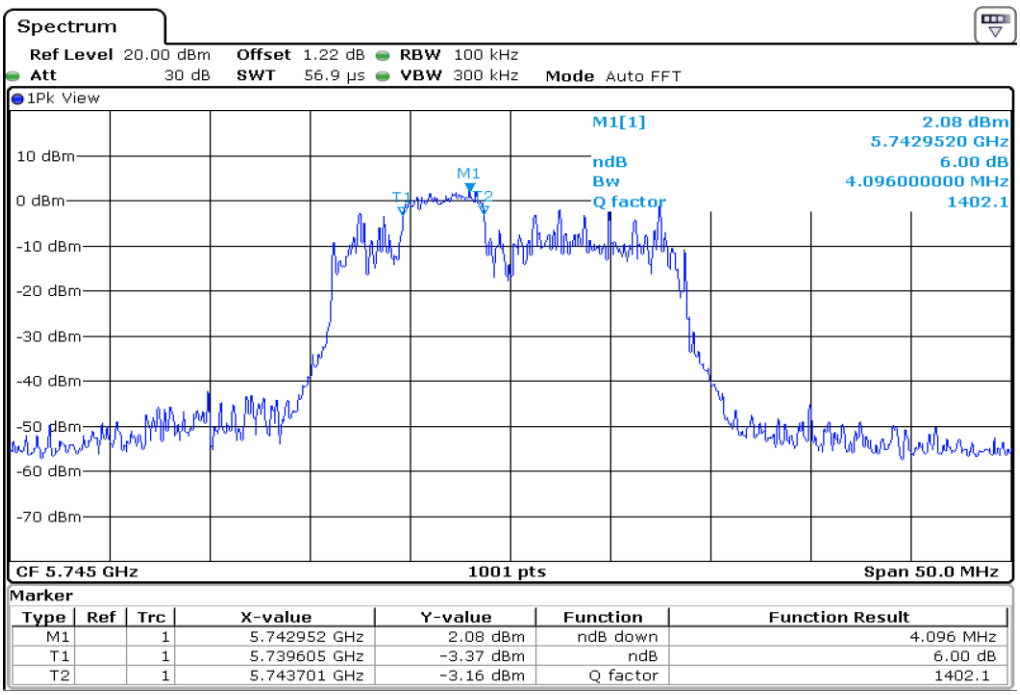

11	6 dB Bandwitdh

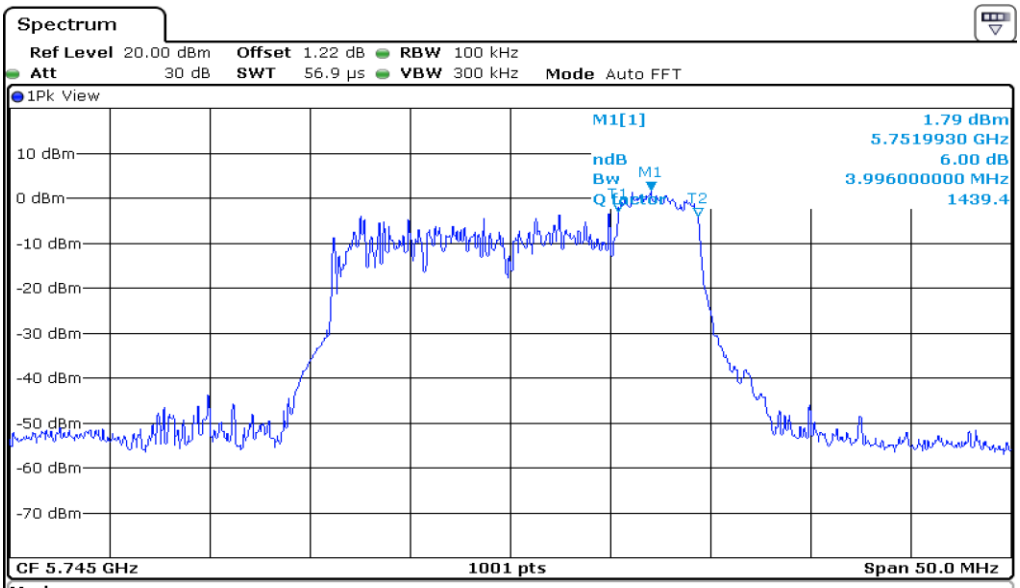

Marker

Type	Ref	Trc	X-value	Y-value	Function	Function Result
M1		1	5.751993 GHz	1.79 dBm	ndB down	3.996 MHz
T1		1	5.750345 GHz	-3.00 dBm	ndB	6.00 dB
T2		1	5.754341 GHz	-3.93 dBm	Q factor	1439.4

12	6 dB Bandwitdh

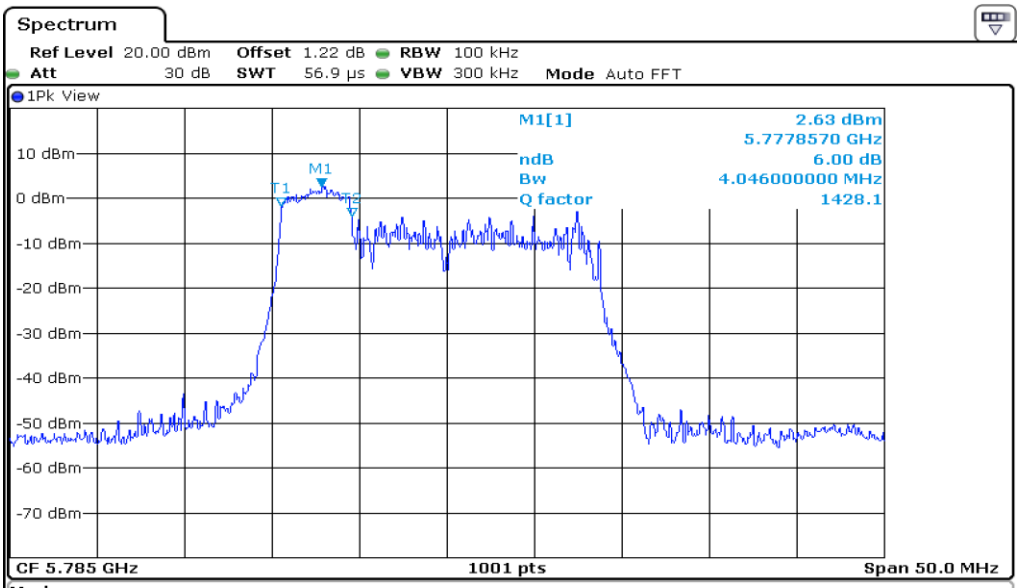

Marker

Type	Ref	Trc	X-value	Y-value	Function	Function Result
M1		1	5.777857 GHz	2.63 dBm	ndB down	4.046 MHz
T1		1	5.775509 GHz	-1.84 dBm	ndB	6.00 dB
T2		1	5.779555 GHz	-3.94 dBm	Q factor	1428.1

13	6 dB Bandwitdh

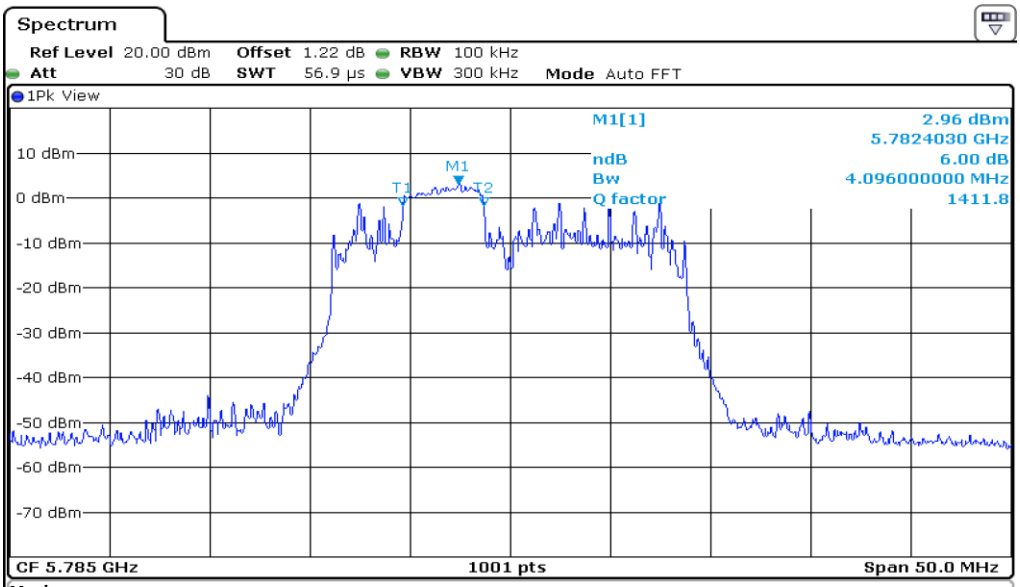

Marker

Type	Ref	Trc	X-value	Y-value	Function	Function Result
M1		1	5.782403 GHz	2.96 dBm	ndB down	4.096 MHz
T1		1	5.779605 GHz	-1.82 dBm	ndB	6.00 dB
T2		1	5.783701 GHz	-1.89 dBm	Q factor	1411.8

14	6 dB Bandwitdh

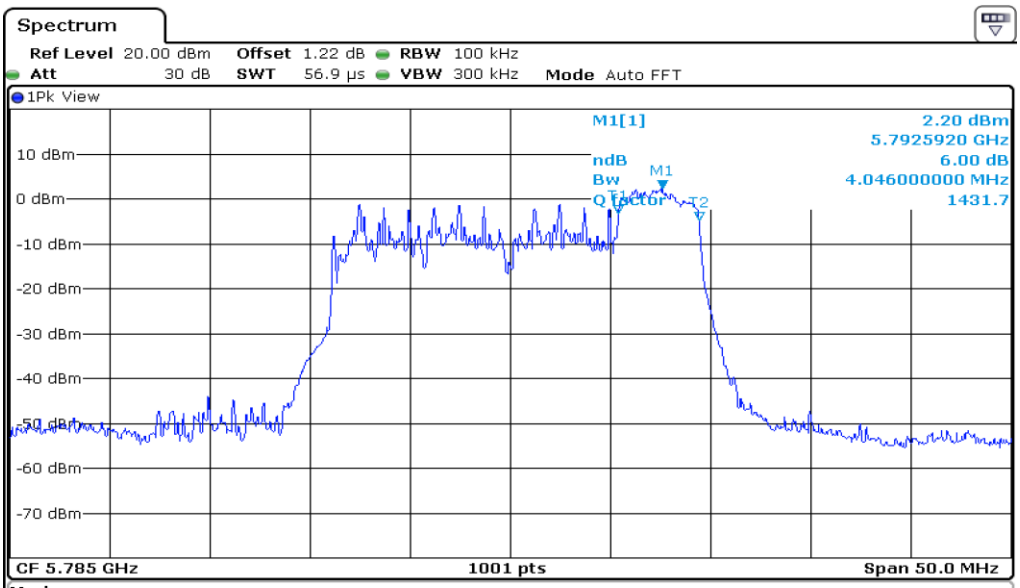

Marker

Type	Ref	Trc	X-value	Y-value	Function	Function Result
M1		1	5.792592 GHz	2.20 dBm	ndB down	4.046 MHz
T1		1	5.790345 GHz	-3.19 dBm	ndB	6.00 dB
T2		1	5.794391 GHz	-4.79 dBm	Q factor	1431.7

15	6 dB Bandwitdh

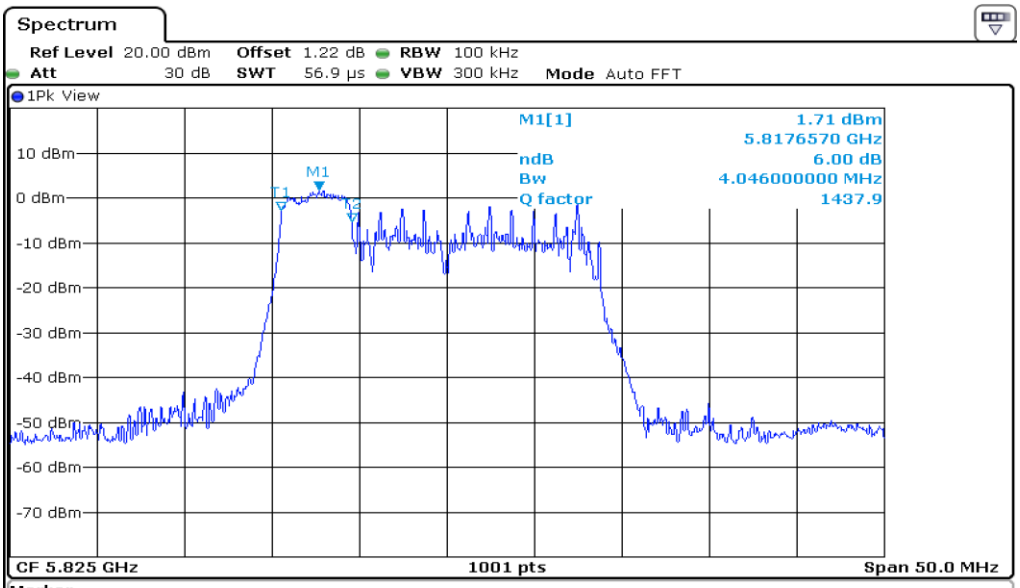

Marker

Type	Ref	Trc	X-value	Y-value	Function	Function Result
M1		1	5.817657 GHz	1.71 dBm	ndB down	4.046 MHz
T1		1	5.815509 GHz	-2.68 dBm	ndB	6.00 dB
T2		1	5.819555 GHz	-5.28 dBm	Q factor	1437.9

16	6 dB Bandwitdh

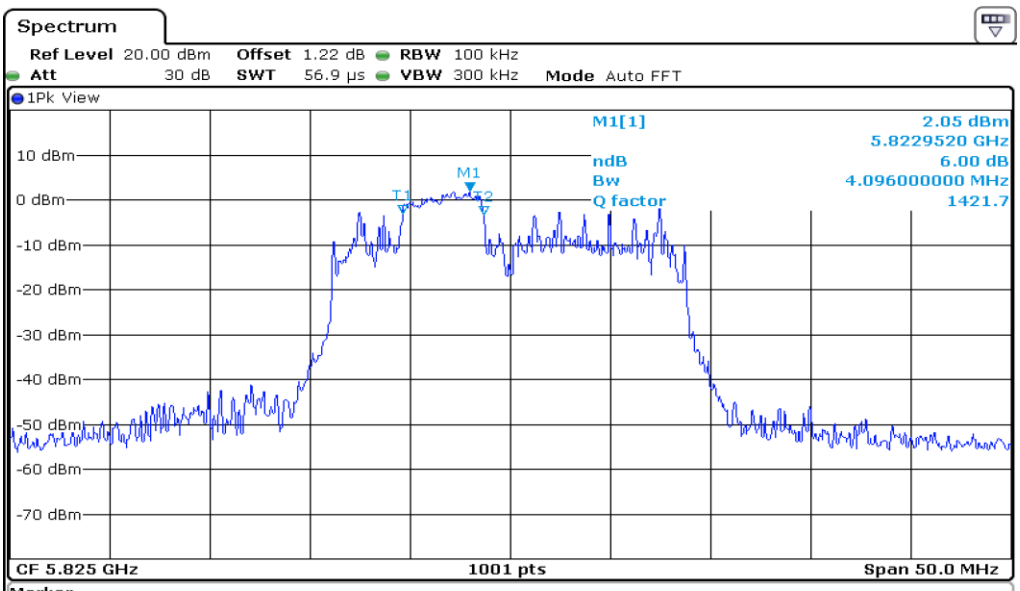

Marker

Type	Ref	Trc	X-value	Y-value	Function	Function Result
M1		1	5.822952 GHz	2.05 dBm	ndB down	4.096 MHz
T1		1	5.819605 GHz	-2.92 dBm	ndB	6.00 dB
T2		1	5.823701 GHz	-3.31 dBm	Q factor	1421.7

17	6 dB Bandwitdh

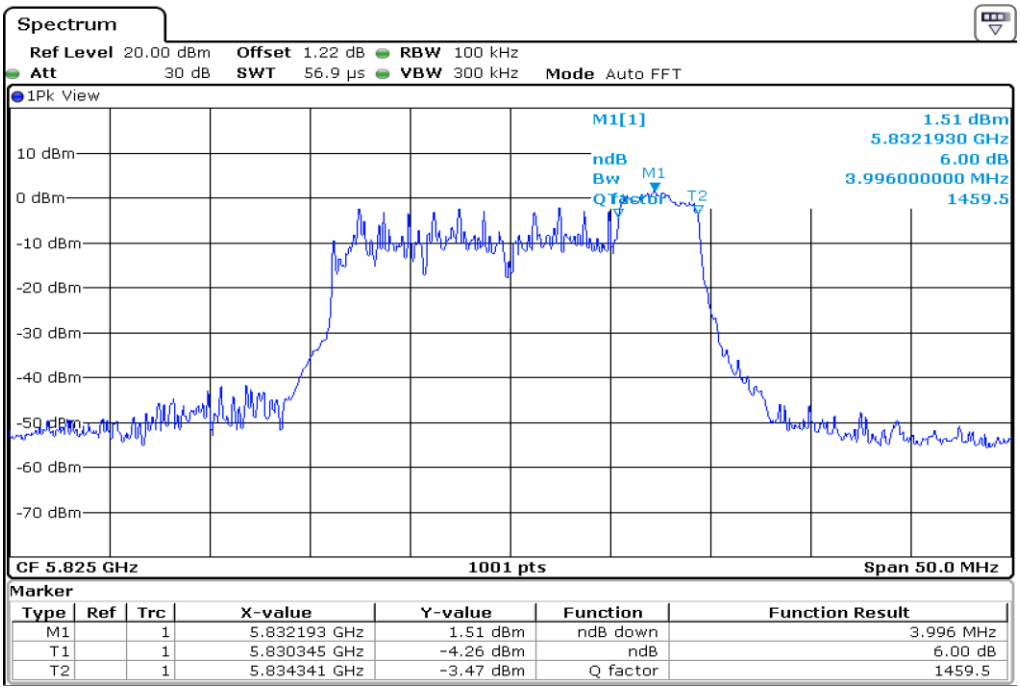

18	6 dB Bandwitdh

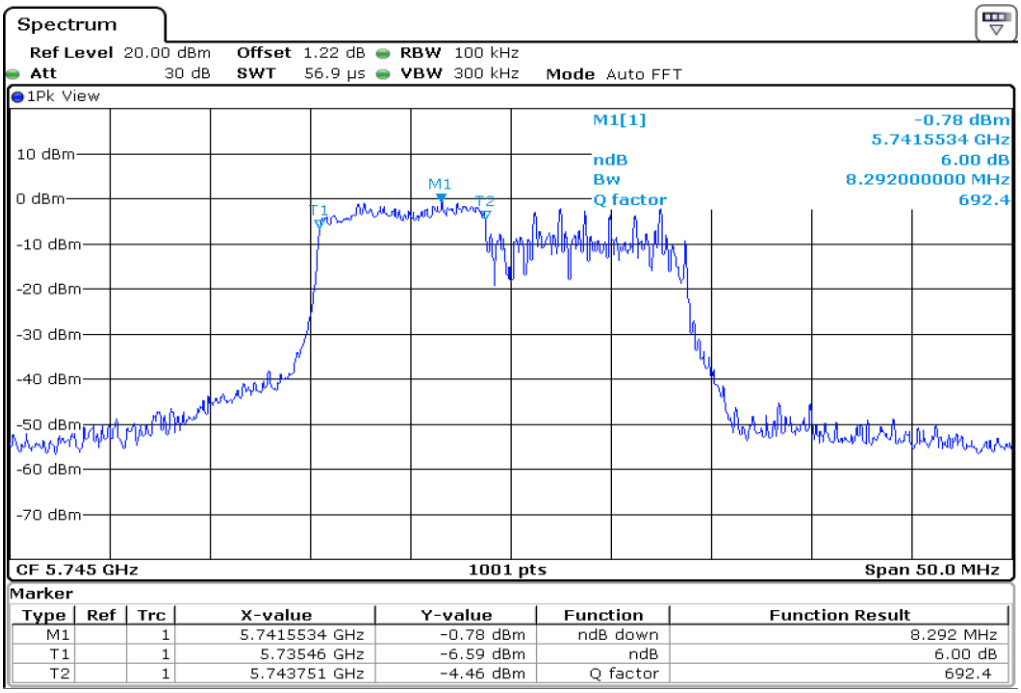

19	6 dB Bandwitdh

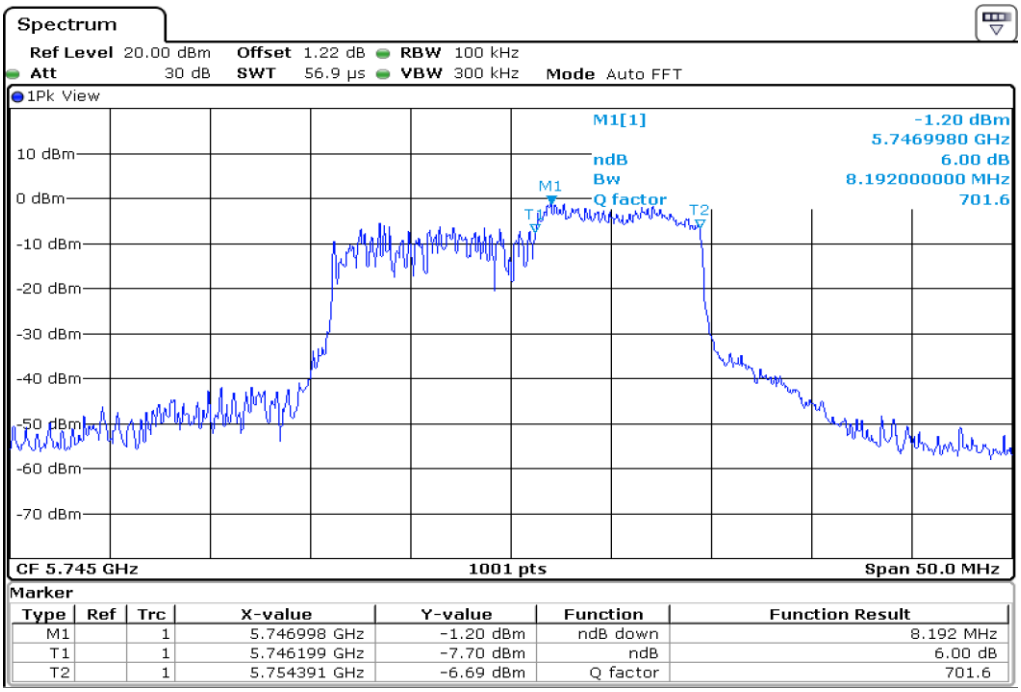

20	6 dB Bandwitdh

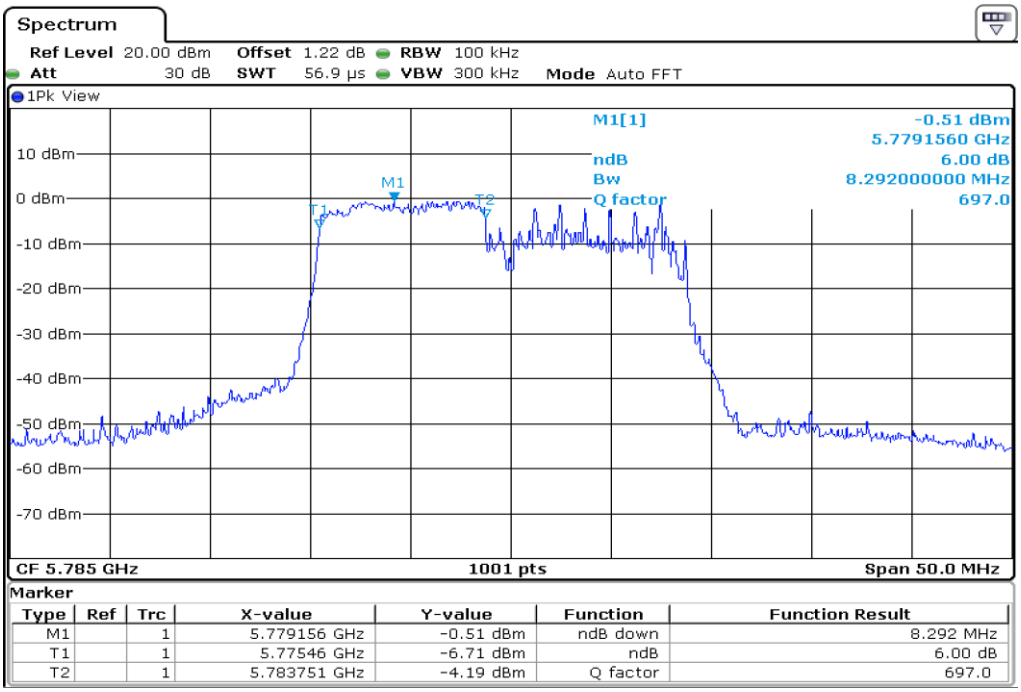

21	6 dB Bandwitdh

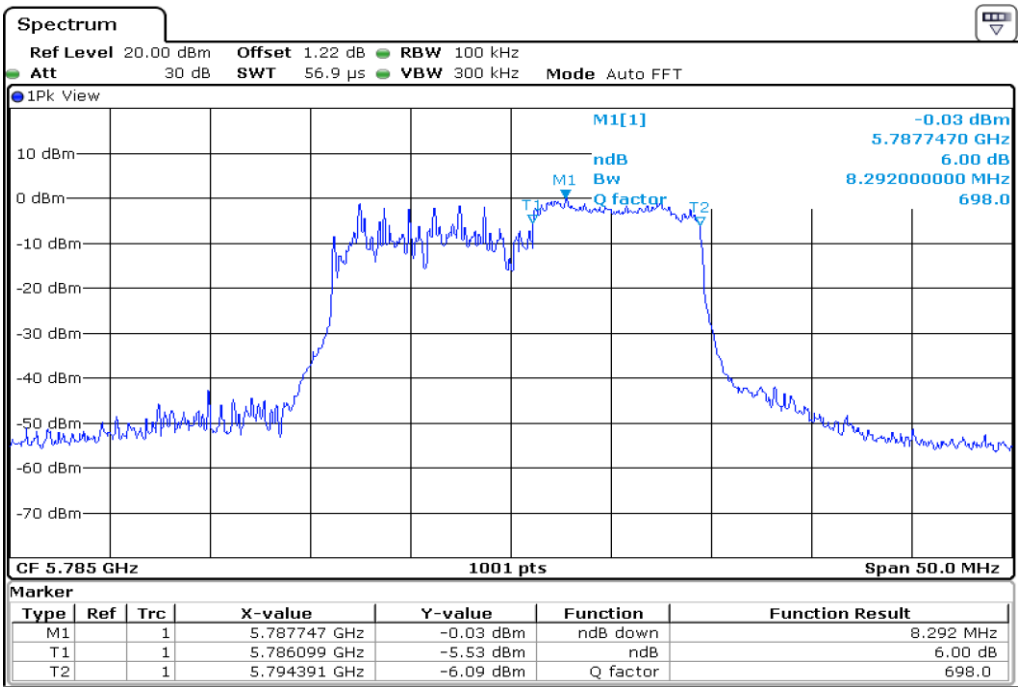

22	6 dB Bandwitdh

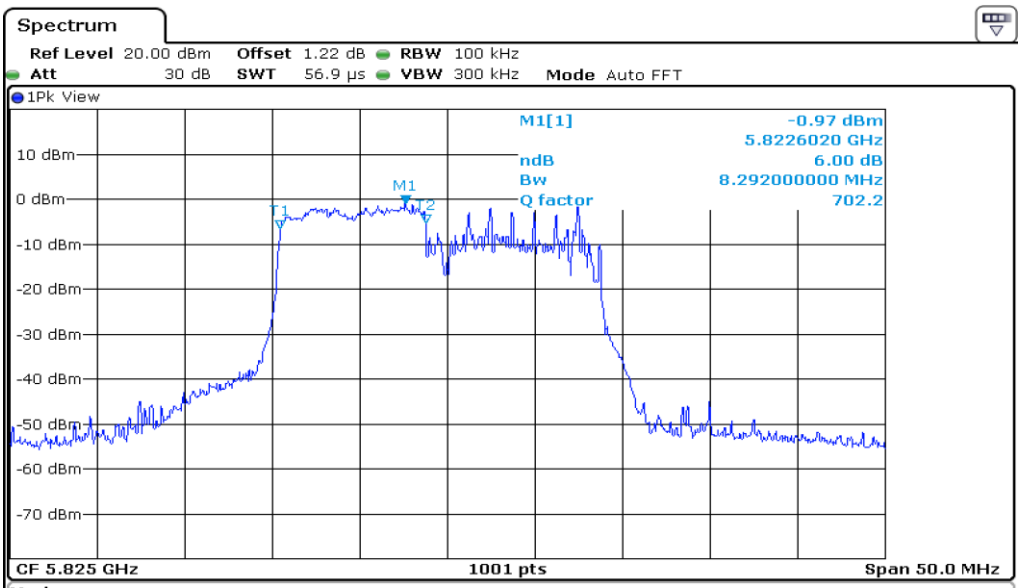

Marker

Type	Ref	Trc	X-value	Y-value	Function	Function Result
M1		1	5.822602 GHz	-0.97 dBm	ndB down	8.292 MHz
T1		1	5.81546 GHz	-6.51 dBm	ndB	6.00 dB
T2		1	5.823751 GHz	-5.32 dBm	Q factor	702.2

23	6 dB Bandwitdh

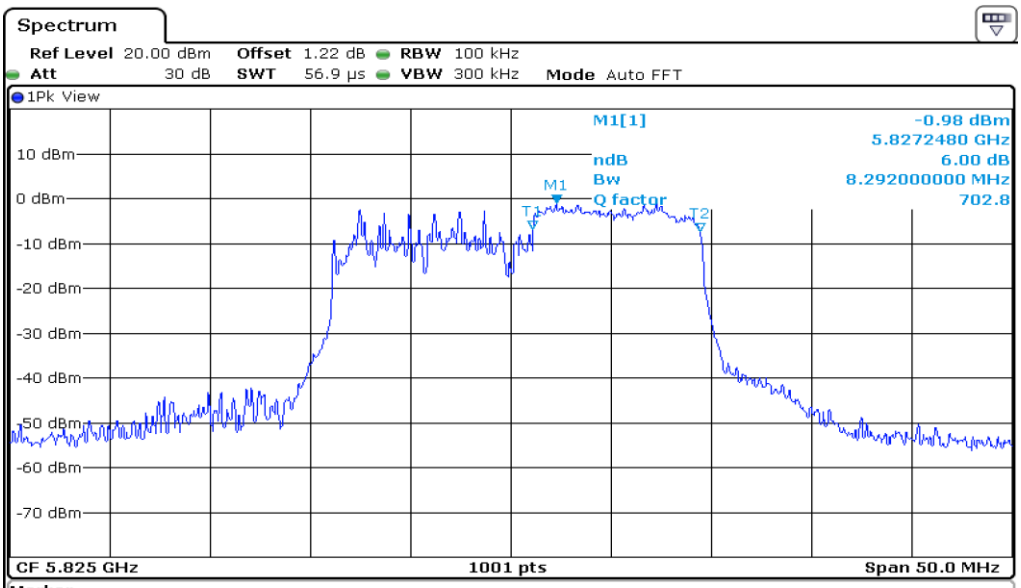

Marker

Type	Ref	Trc	X-value	Y-value	Function	Function Result
M1		1	5.827248 GHz	-0.98 dBm	ndB down	8.292 MHz
T1		1	5.826099 GHz	-6.84 dBm	ndB	6.00 dB
T2		1	5.834391 GHz	-7.38 dBm	Q factor	702.8

24	6 dB Bandwitdh

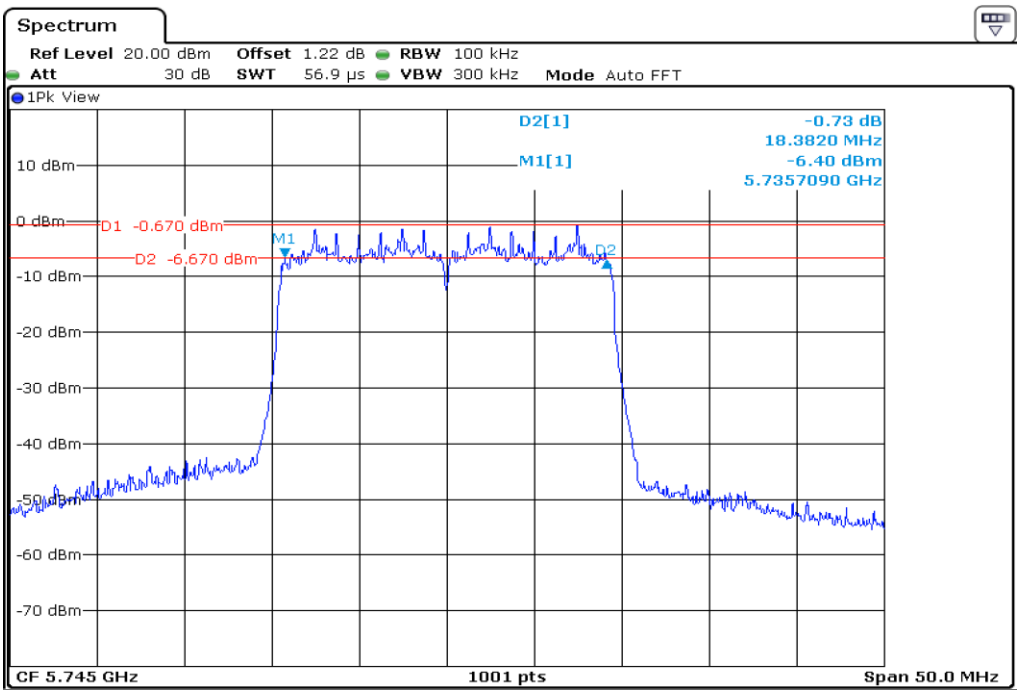

25	6 dB Bandwitdh

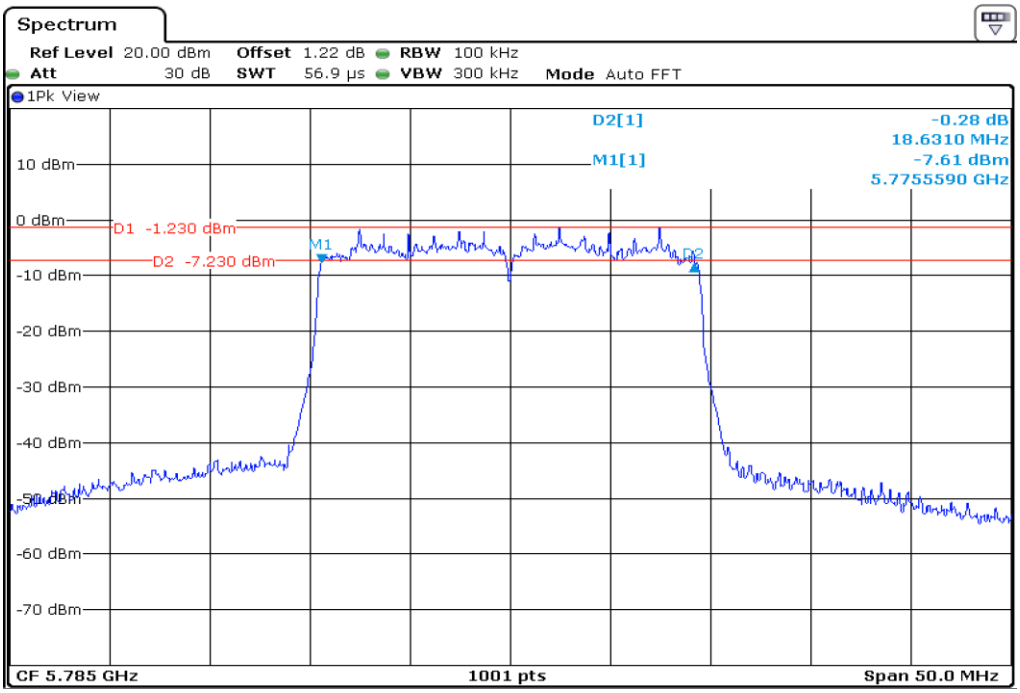

26	6 dB Bandwitdh

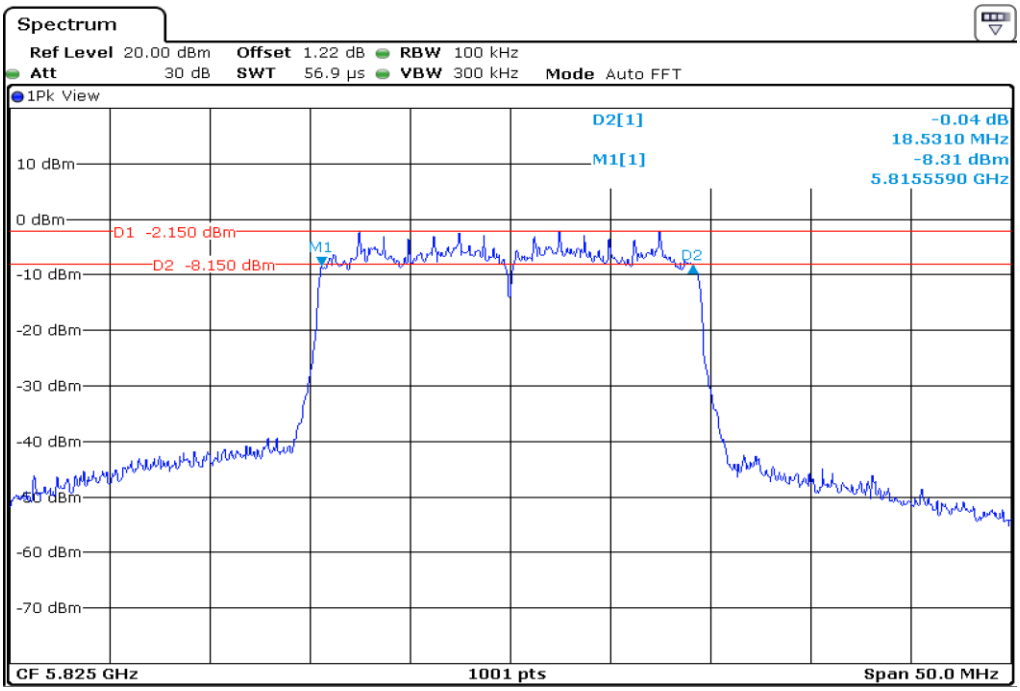

27	6 dB Bandwitdh

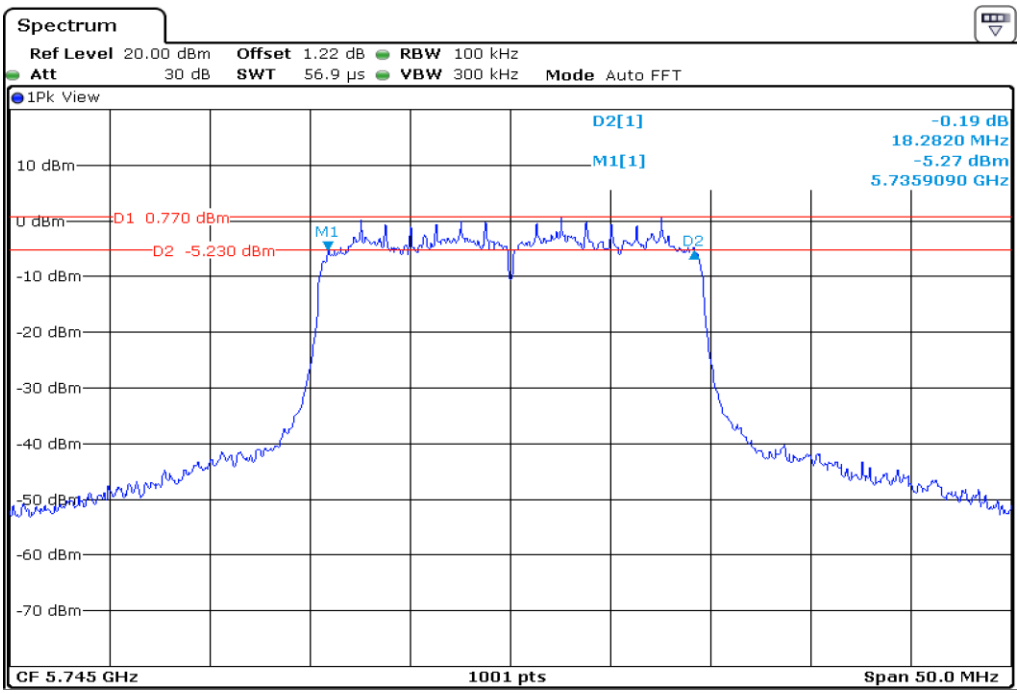

28	6 dB Bandwitdh

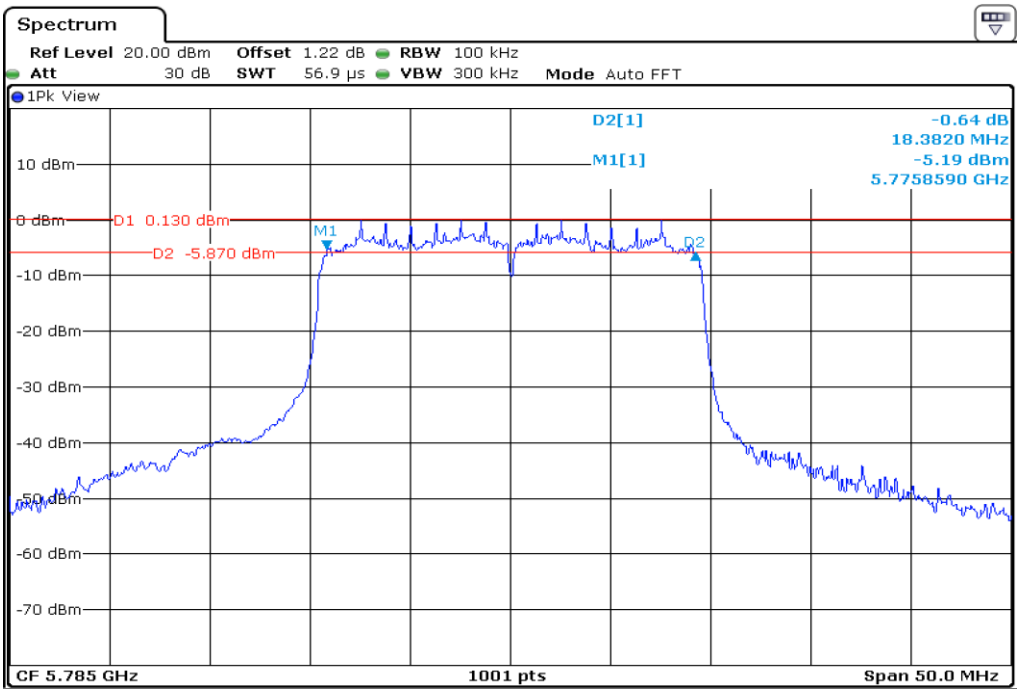

29	6 dB Bandwitdh

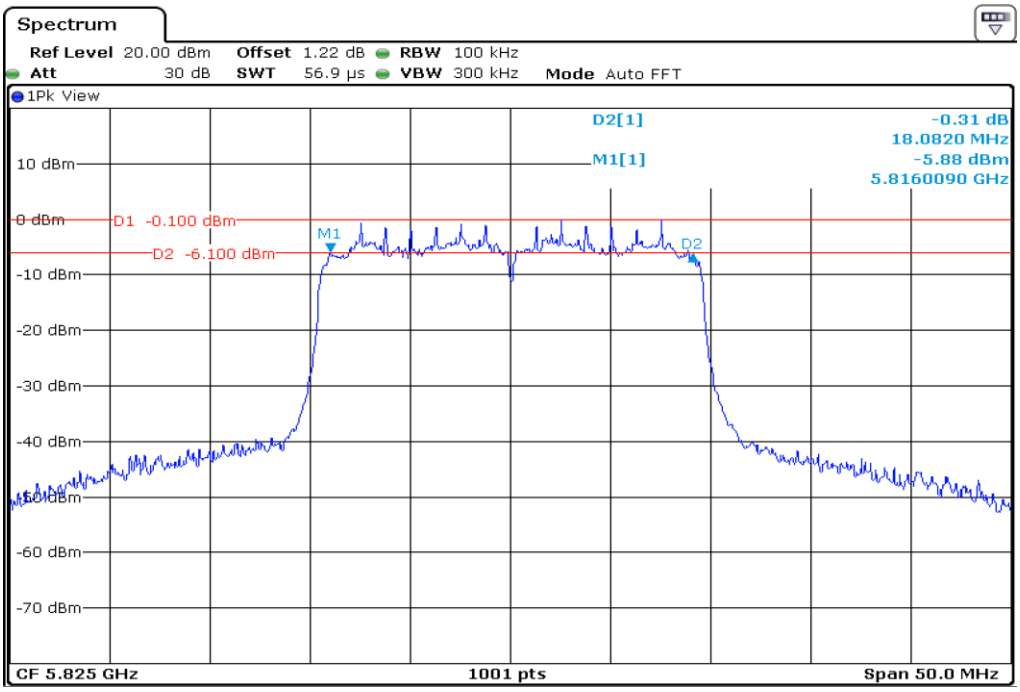

30	**6 dB Bandwitdh**

Test Band				WLAN_UNII3_AX			
Antenna				Ant 1			
Test Parameters for Channel Bandwidths							
Test Item	No.	Mode	Channel	Bandwitdh	RU Tone	RB index	Verdict
6 dB Bandwidth	1	802.11ax HE20	149	20 MHz	26	Low	Pass
	2	802.11ax HE20	149	20 MHz	26	Middle	Pass
	3	802.11ax HE20	149	20 MHz	26	High	Pass
	4	802.11ax HE20	157	20 MHz	26	Low	Pass
	5	802.11ax HE20	157	20 MHz	26	Middle	Pass
	6	802.11ax HE20	157	20 MHz	26	High	Pass
	7	802.11ax HE20	165	20 MHz	26	Low	Pass
	8	802.11ax HE20	165	20 MHz	26	Middle	Pass
	9	802.11ax HE20	165	20 MHz	26	High	Pass
	10	802.11ax HE20	149	20 MHz	52	Low	Pass
	11	802.11ax HE20	149	20 MHz	52	Middle	Pass
	12	802.11ax HE20	149	20 MHz	52	High	Pass
	13	802.11ax HE20	157	20 MHz	52	Low	Pass
	14	802.11ax HE20	157	20 MHz	52	Middle	Pass
	15	802.11ax HE20	157	20 MHz	52	High	Pass
	16	802.11ax HE20	165	20 MHz	52	Low	Pass
	17	802.11ax HE20	165	20 MHz	52	Middle	Pass
	18	802.11ax HE20	165	20 MHz	52	High	Pass
	19	802.11ax HE20	149	20 MHz	106	Low	Pass
	20	802.11ax HE20	149	20 MHz	106	High	Pass
	21	802.11ax HE20	157	20 MHz	106	Low	Pass
	22	802.11ax HE20	157	20 MHz	106	High	Pass
	23	802.11ax HE20	165	20 MHz	106	Low	Pass
	24	802.11ax HE20	165	20 MHz	106	High	Pass
	25	802.11ax HE20	149	20 MHz	242	-	Pass
	26	802.11ax HE20	157	20 MHz	242	-	Pass
	27	802.11ax HE20	165	20 MHz	242	-	Pass
	28	802.11ax HE20	149	20 MHz	SU	-	Pass
	29	802.11ax HE20	157	20 MHz	SU	-	Pass
	30	802.11ax HE20	165	20 MHz	SU	-	Pass

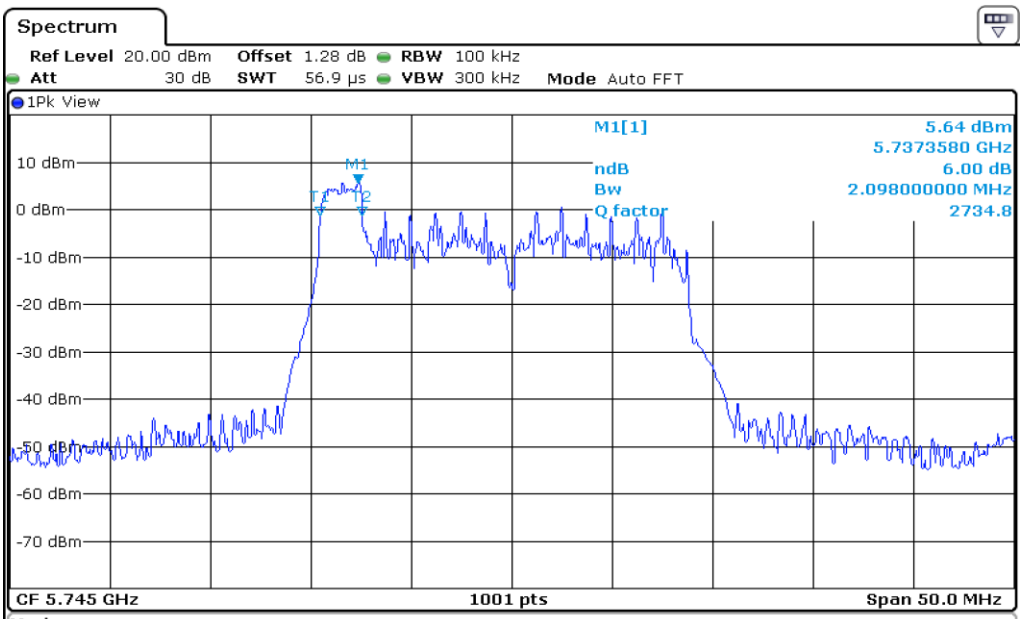

Marker

Type	Ref	Trc	X-value	Y-value	Function	Function Result
M1		1	5.737358 GHz	5.64 dBm	ndB down	2.098 MHz
T1		1	5.73546 GHz	-1.22 dBm	ndB	6.00 dB
T2		1	5.737557 GHz	-1.35 dBm	Q factor	2734.8

1	6 dB Bandwitdh

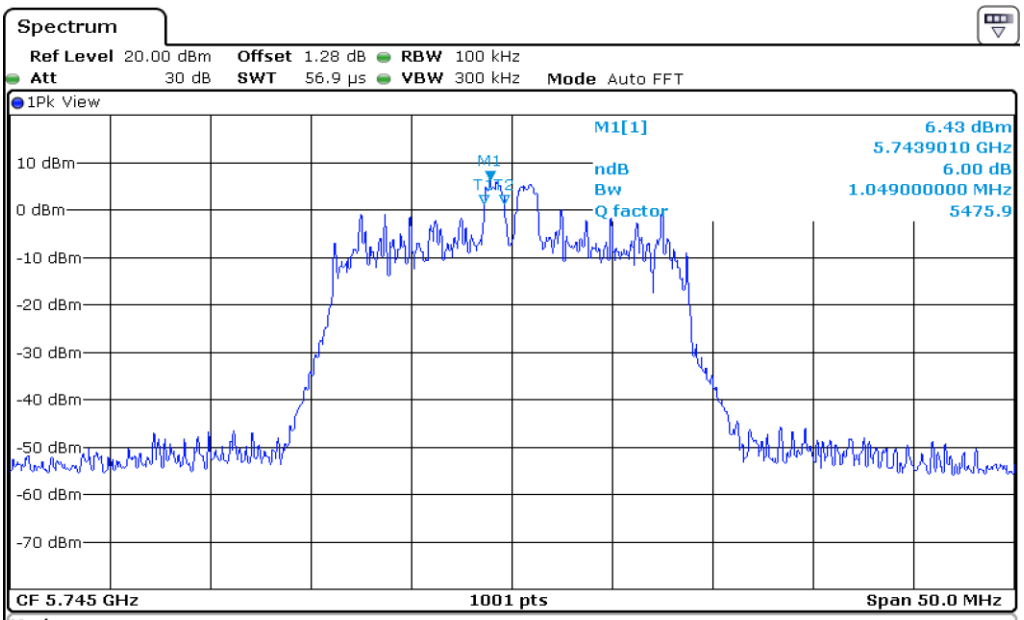

Marker

Type	Ref	Trc	X-value	Y-value	Function	Function Result
M1		1	5.743901 GHz	6.43 dBm	ndB down	1.049 MHz
T1		1	5.743601 GHz	1.38 dBm	ndB	6.00 dB
T2		1	5.74465 GHz	1.23 dBm	Q factor	5475.9

2	6 dB Bandwitdh

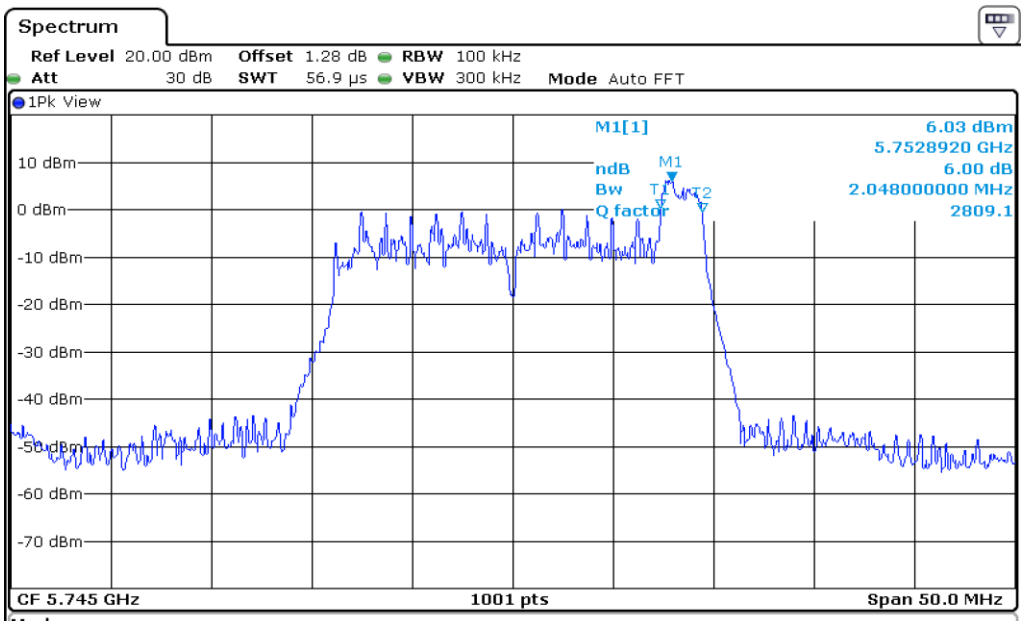

Marker

Type	Ref	Trc	X-value	Y-value	Function	Function Result
M1		1	5.752892 GHz	6.03 dBm	ndB down	2.048 MHz
T1		1	5.752343 GHz	0.38 dBm	ndB	6.00 dB
T2		1	5.754391 GHz	-0.44 dBm	Q factor	2809.1

3	6 dB Bandwitdh

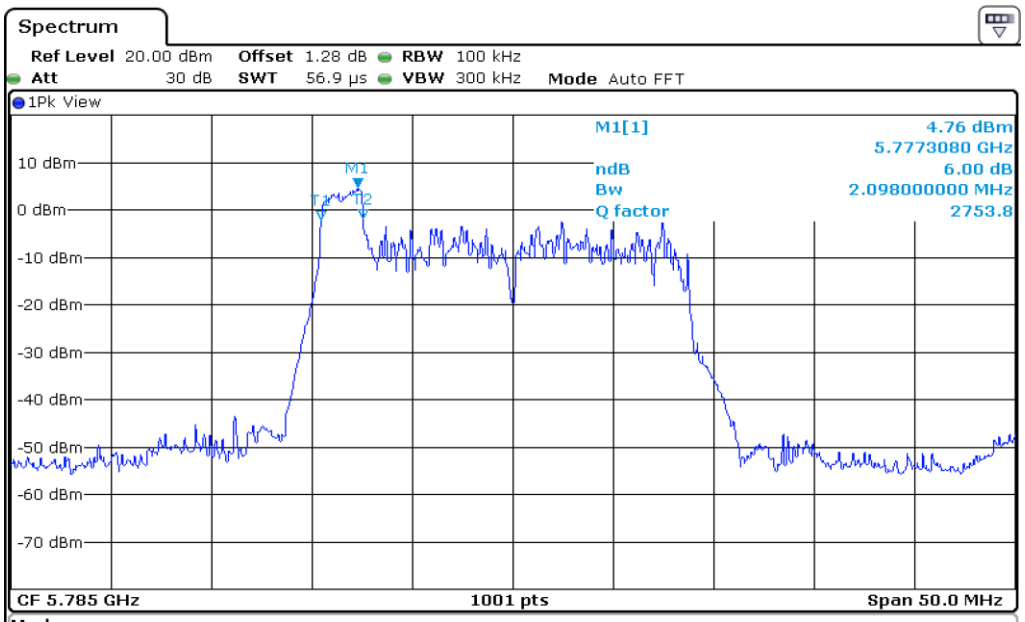

Marker

Type	Ref	Trc	X-value	Y-value	Function	Function Result
M1		1	5.777308 GHz	4.76 dBm	ndB down	2.098 MHz
T1		1	5.77546 GHz	-2.12 dBm	ndB	6.00 dB
T2		1	5.777557 GHz	-1.71 dBm	Q factor	2753.8

4	6 dB Bandwitdh

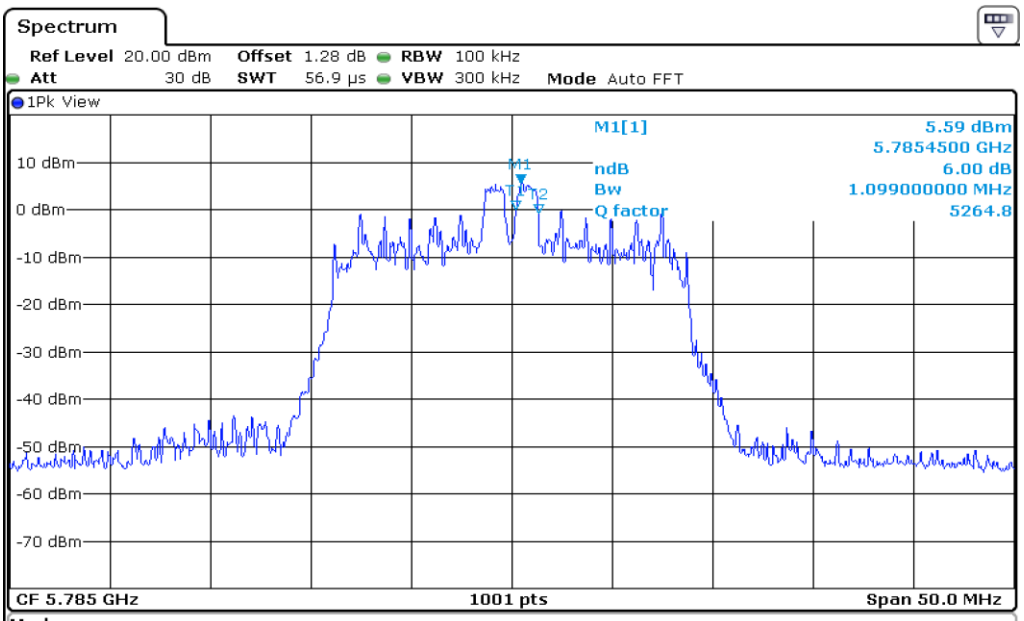

Marker

Type	Ref	Trc	X-value	Y-value	Function	Function Result
M1		1	5.78545 GHz	5.59 dBm	ndB down	1.099 MHz
T1		1	5.7852 GHz	0.06 dBm	ndB	6.00 dB
T2		1	5.786299 GHz	-0.82 dBm	Q factor	5264.8

5	6 dB Bandwitdh

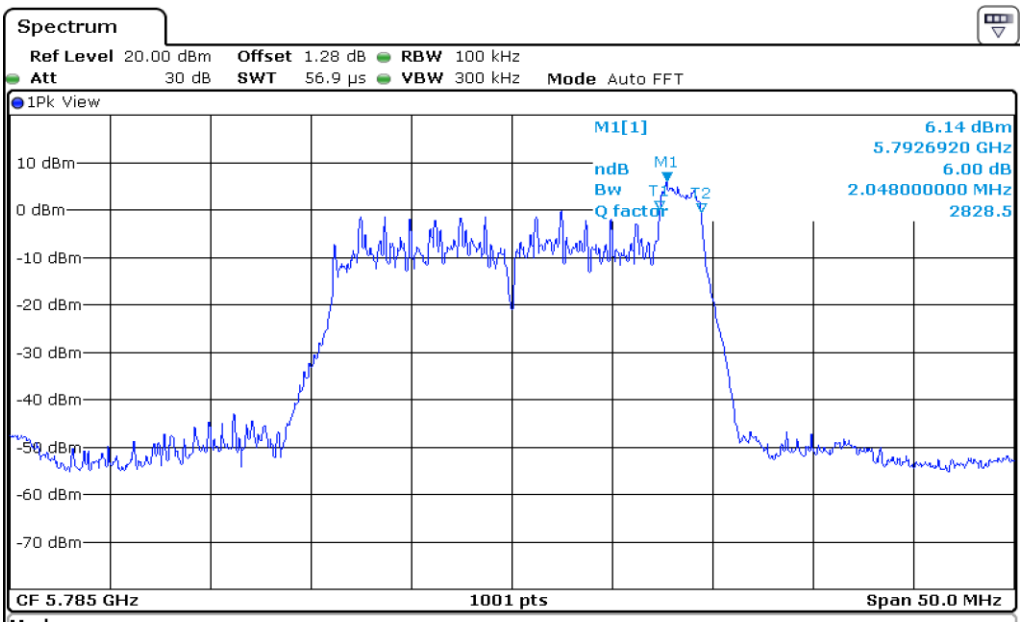

Marker

Type	Ref	Trc	X-value	Y-value	Function	Function Result
M1		1	5.792692 GHz	6.14 dBm	ndB down	2.048 MHz
T1		1	5.792343 GHz	0.06 dBm	ndB	6.00 dB
T2		1	5.794391 GHz	-0.60 dBm	Q factor	2828.5

6	6 dB Bandwitdh

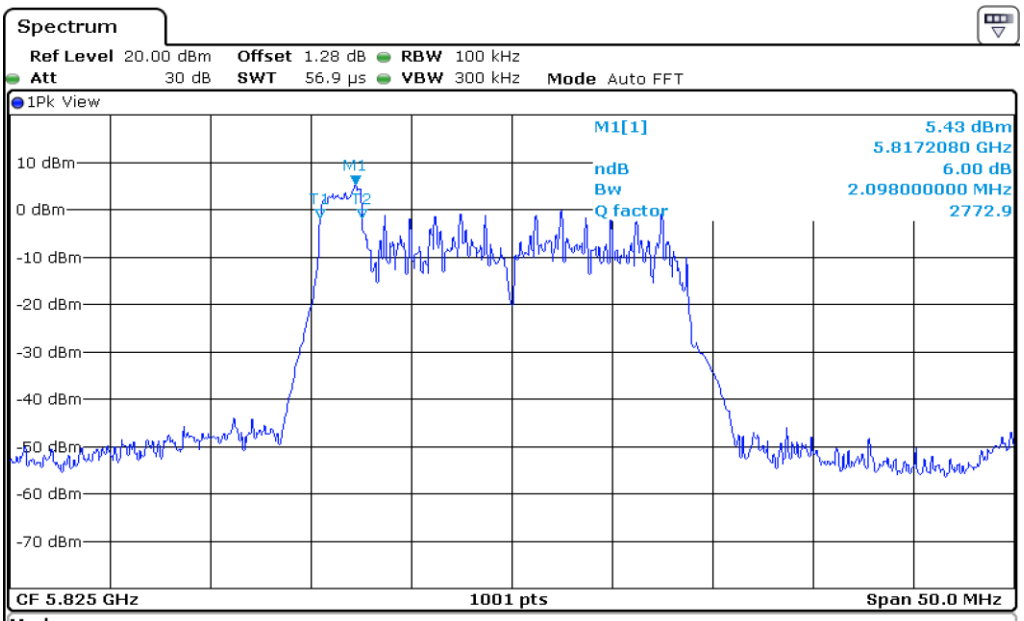

Marker

Type	Ref	Trc	X-value	Y-value	Function	Function Result
M1		1	5.817208 GHz	5.43 dBm	ndB down	2.098 MHz
T1		1	5.81546 GHz	-1.81 dBm	ndB	6.00 dB
T2		1	5.817557 GHz	-1.88 dBm	Q factor	2772.9

7	6 dB Bandwitdh

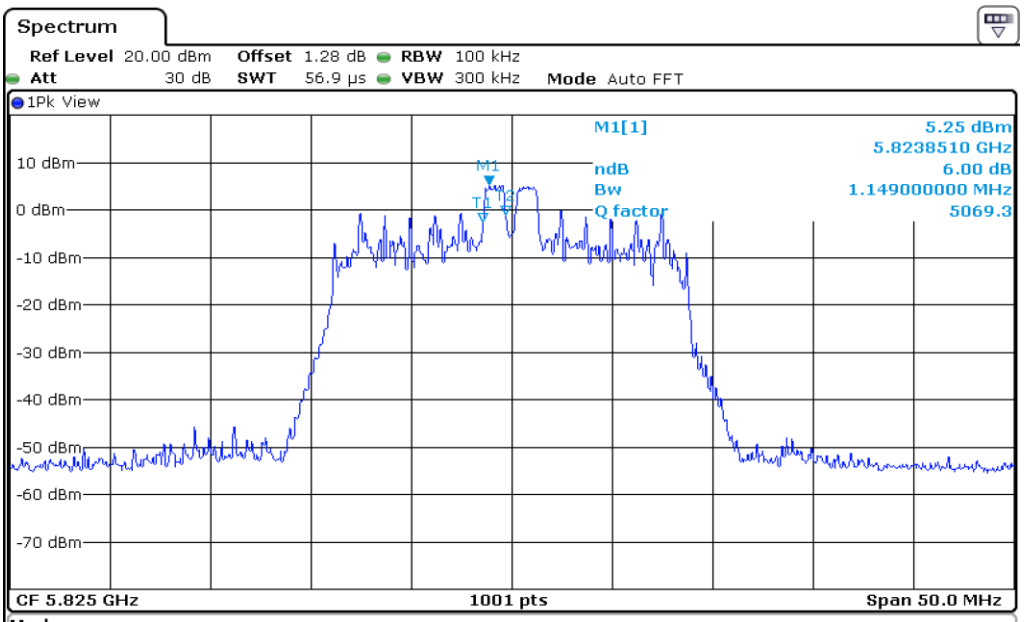

Marker

Type	Ref	Trc	X-value	Y-value	Function	Function Result
M1		1	5.823851 GHz	5.25 dBm	ndB down	1.149 MHz
T1		1	5.823551 GHz	-2.46 dBm	ndB	6.00 dB
T2		1	5.8247 GHz	-0.95 dBm	Q factor	5069.3

8	6 dB Bandwitdh

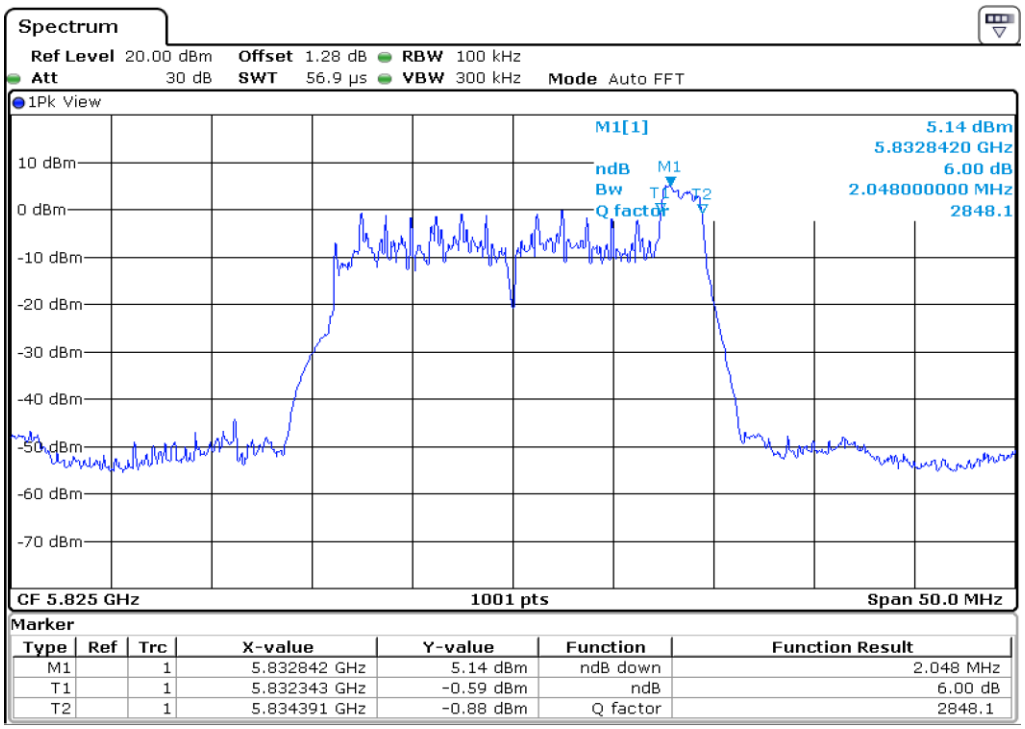

9	6 dB Bandwitdh

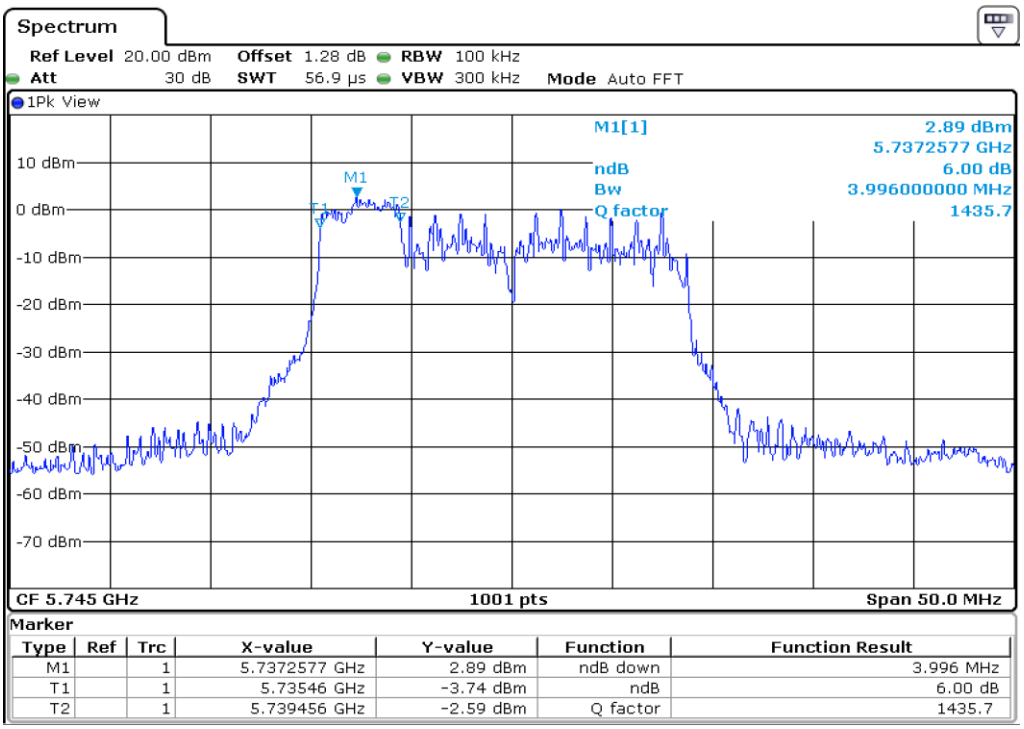

10	6 dB Bandwitdh

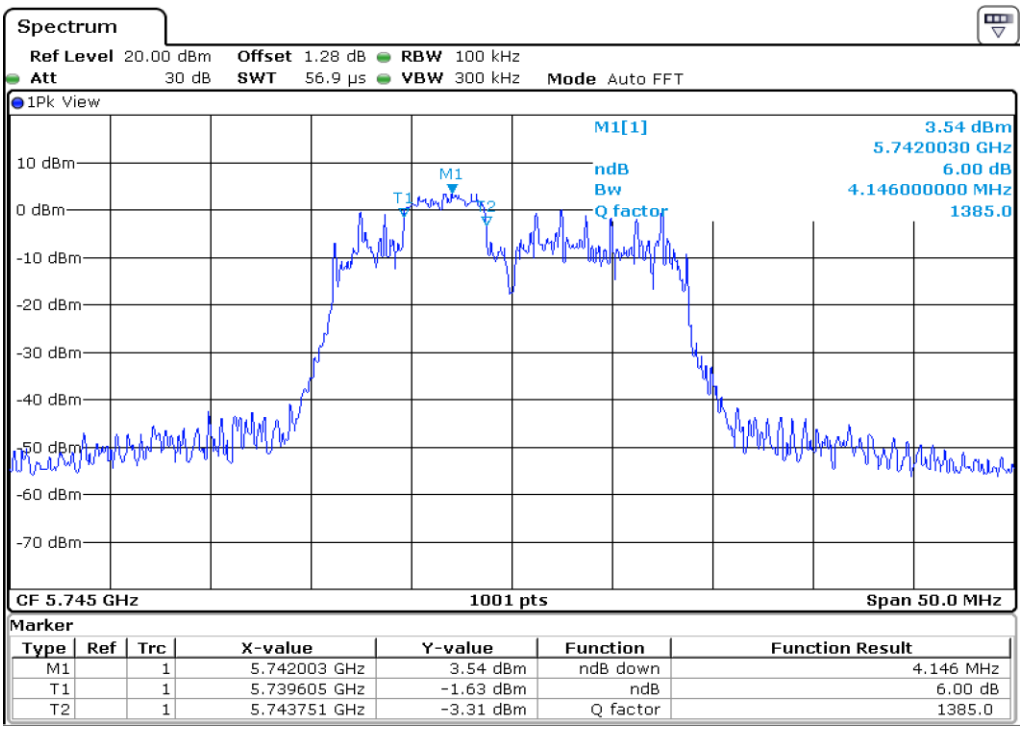

11	6 dB Bandwitdh

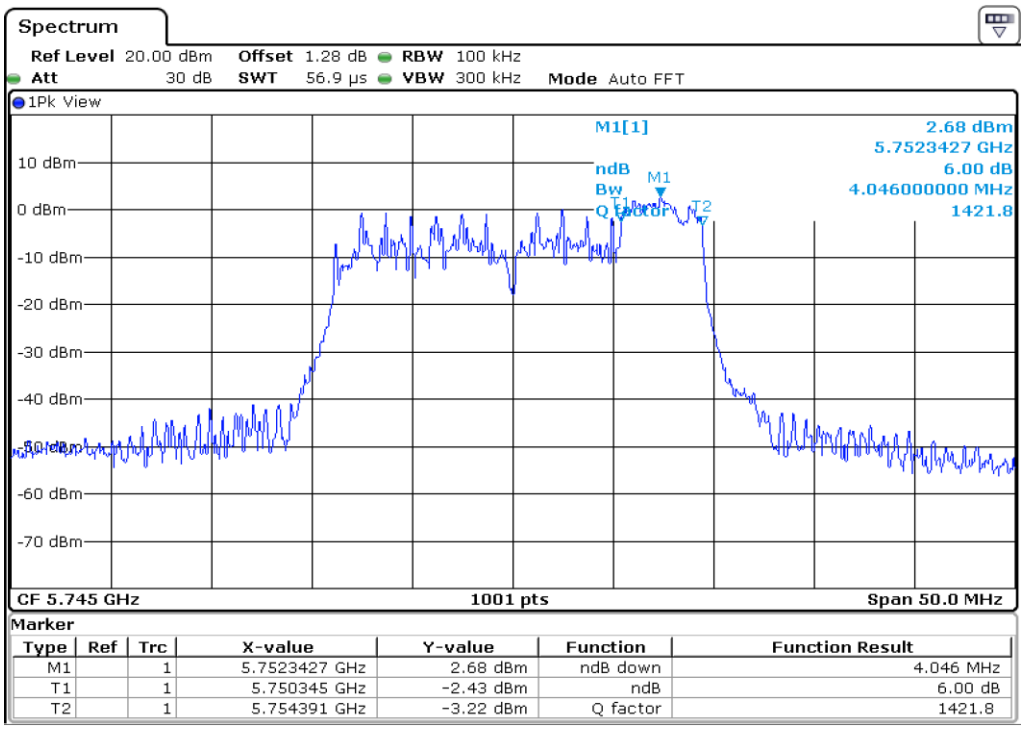

12	6 dB Bandwitdh

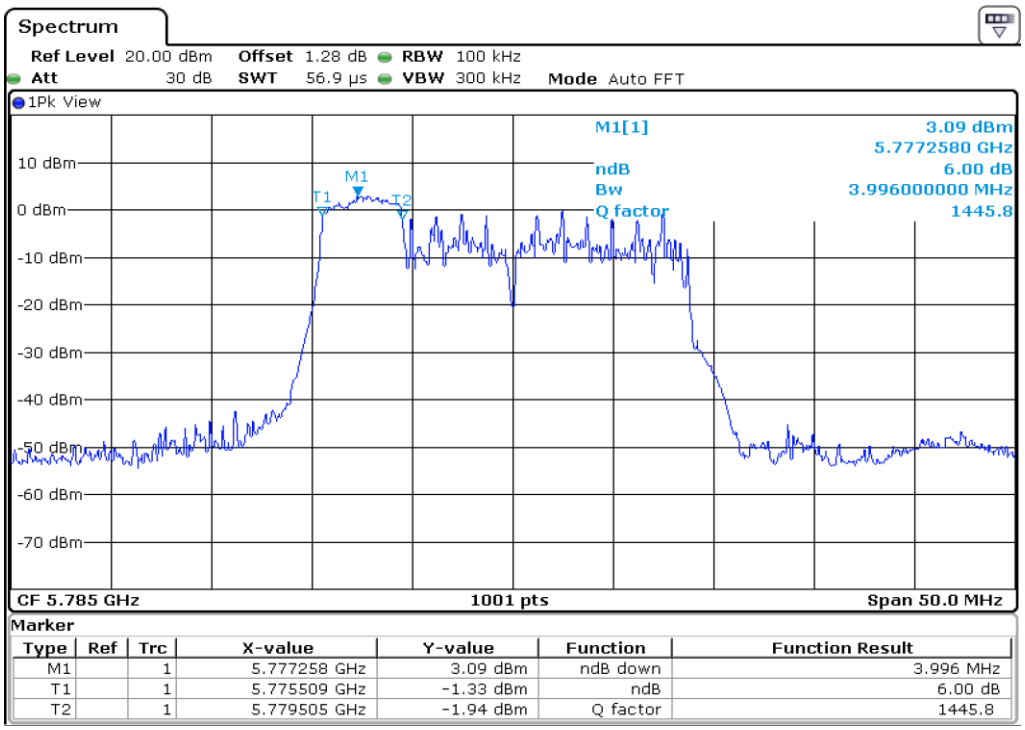

13	6 dB Bandwitdh

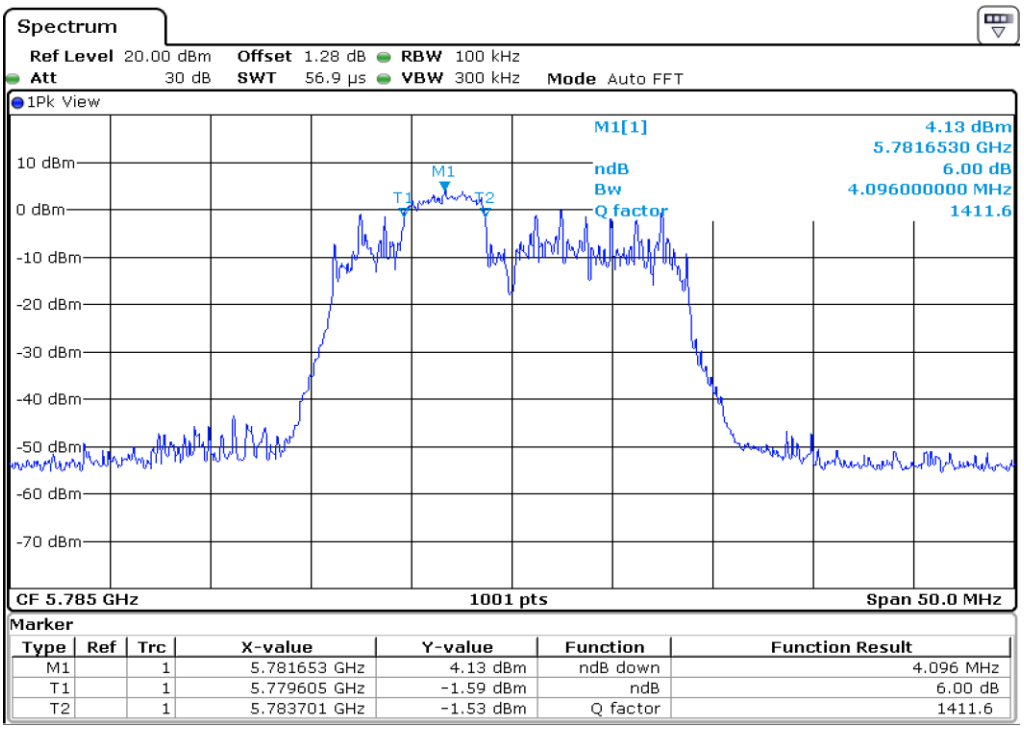

14	6 dB Bandwitdh

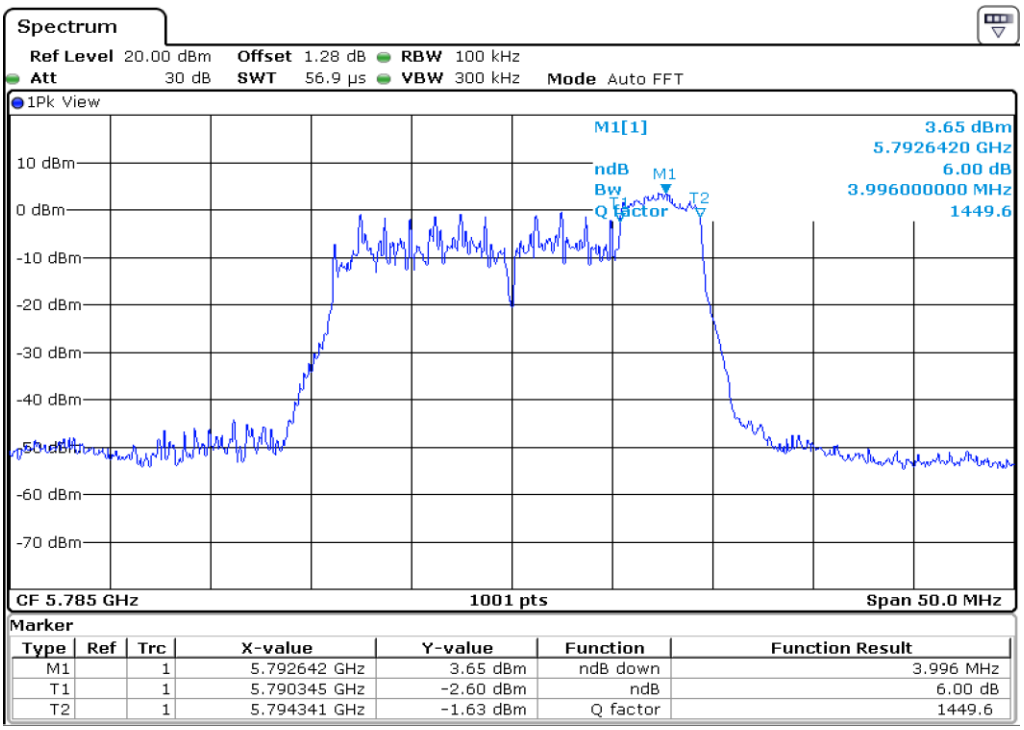

15	6 dB Bandwitdh

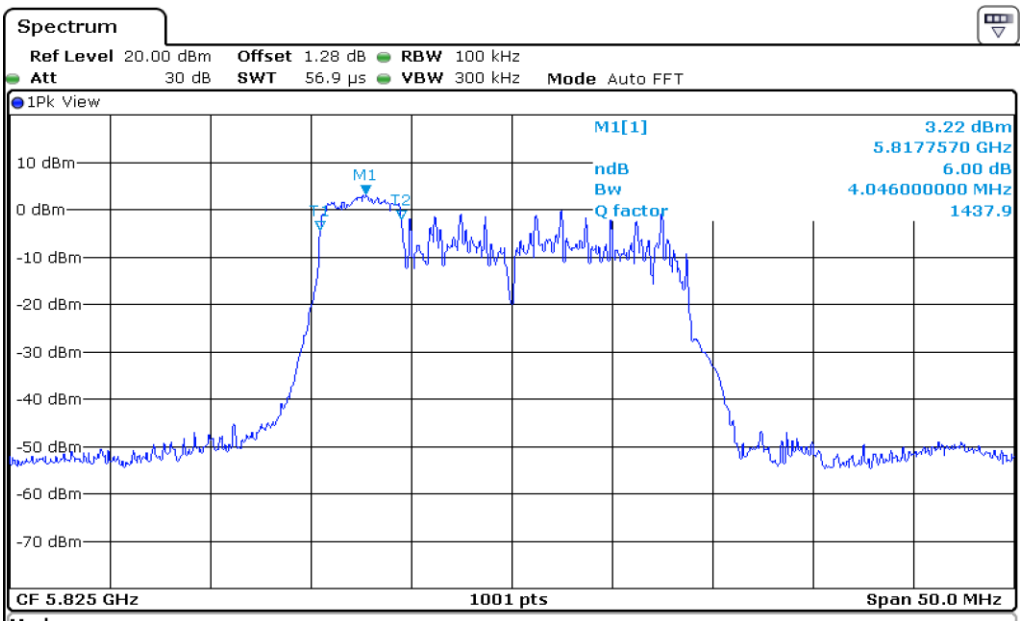

Marker

Type	Ref	Trc	X-value	Y-value	Function	Function Result
M1		1	5.817757 GHz	3.22 dBm	ndB down	4.046 MHz
T1		1	5.81546 GHz	-4.35 dBm	ndB	6.00 dB
T2		1	5.819505 GHz	-1.92 dBm	Q factor	1437.9

16	6 dB Bandwitdh

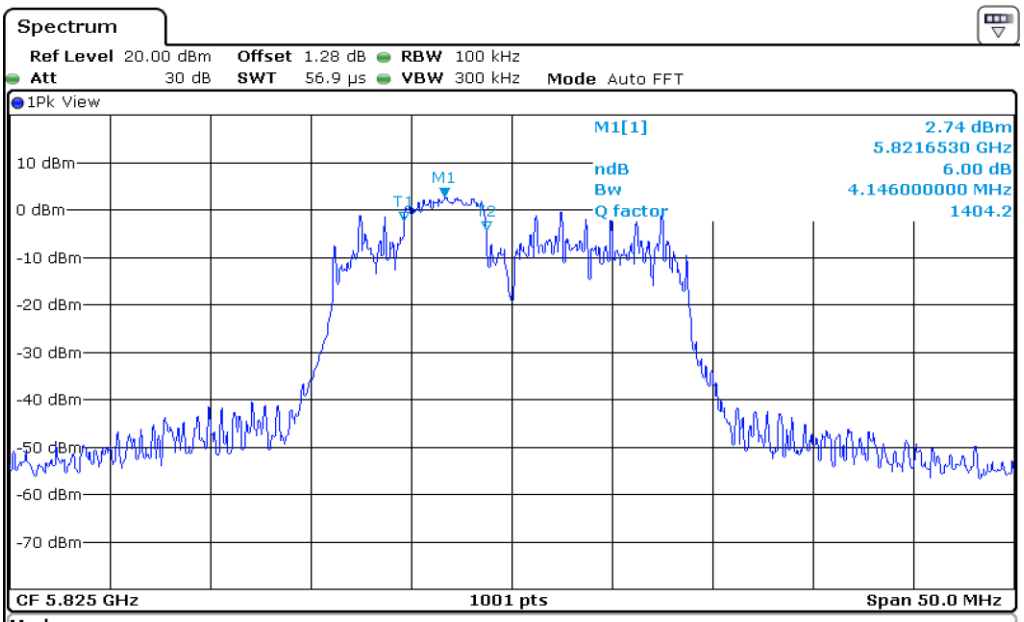

Marker

Type	Ref	Trc	X-value	Y-value	Function	Function Result
M1		1	5.821653 GHz	2.74 dBm	ndB down	4.146 MHz
T1		1	5.819605 GHz	-2.18 dBm	ndB	6.00 dB
T2		1	5.823751 GHz	-4.35 dBm	Q factor	1404.2

17	6 dB Bandwitdh

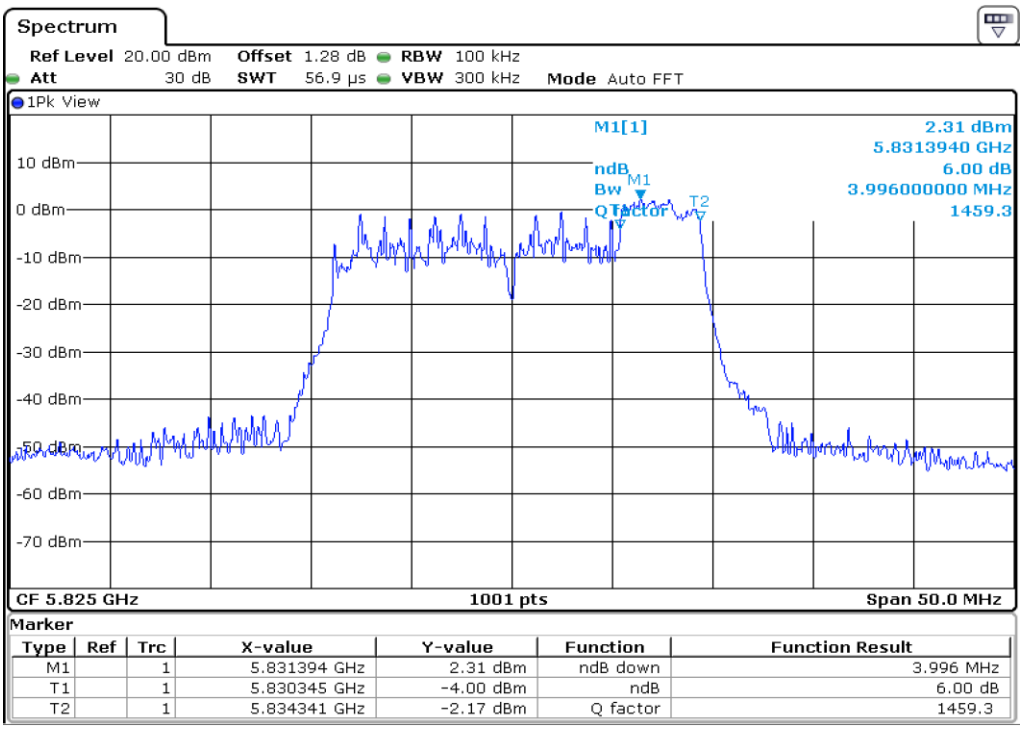

18	6 dB Bandwitdh

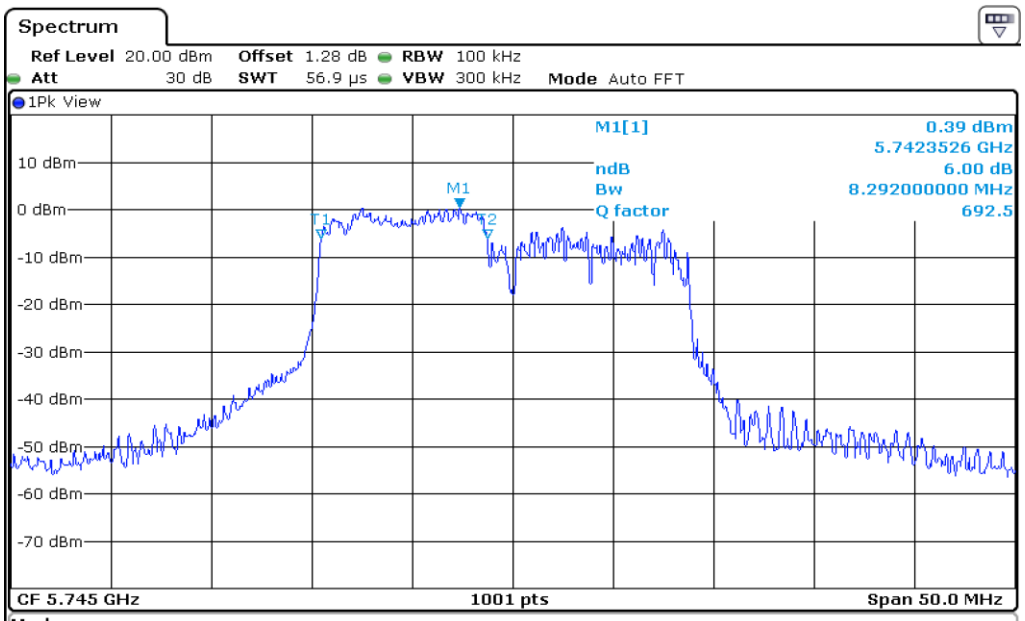

Marker

Type	Ref	Trc	X-value	Y-value	Function	Function Result
M1		1	5.7423526 GHz	0.39 dBm	ndB down	8.292 MHz
T1		1	5.73546 GHz	-6.04 dBm	ndB	6.00 dB
T2		1	5.743751 GHz	-6.14 dBm	Q factor	692.5

19	6 dB Bandwitdh

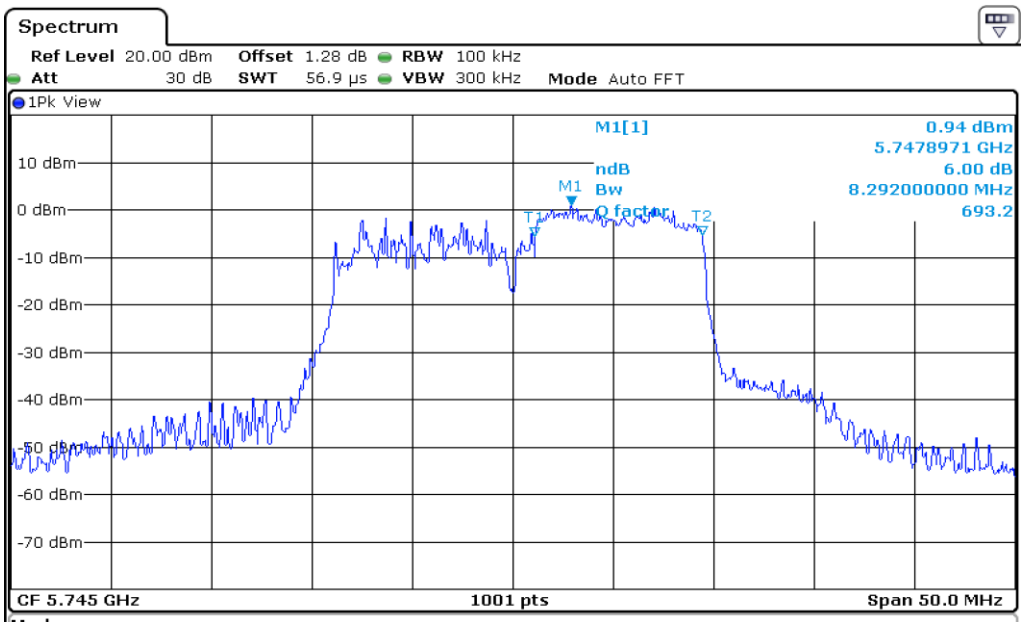

Marker

Type	Ref	Trc	X-value	Y-value	Function	Function Result
M1		1	5.7478971 GHz	0.94 dBm	ndB down	8.292 MHz
T1		1	5.746099 GHz	-5.60 dBm	ndB	6.00 dB
T2		1	5.754391 GHz	-5.20 dBm	Q factor	693.2

20	6 dB Bandwitdh

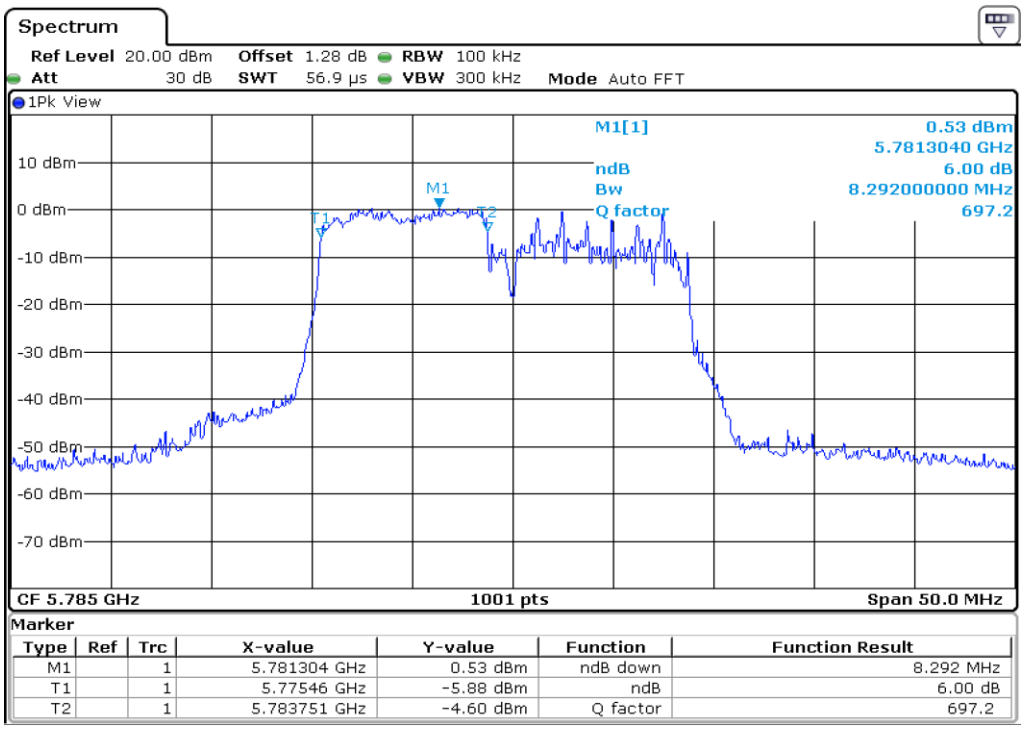

Marker

Type	Ref	Trc	X-value	Y-value	Function	Function Result
M1		1	5.781304 GHz	0.53 dBm	ndB down	8.292 MHz
T1		1	5.77546 GHz	-5.88 dBm	ndB	6.00 dB
T2		1	5.783751 GHz	-4.60 dBm	Q factor	697.2

21	6 dB Bandwitdh

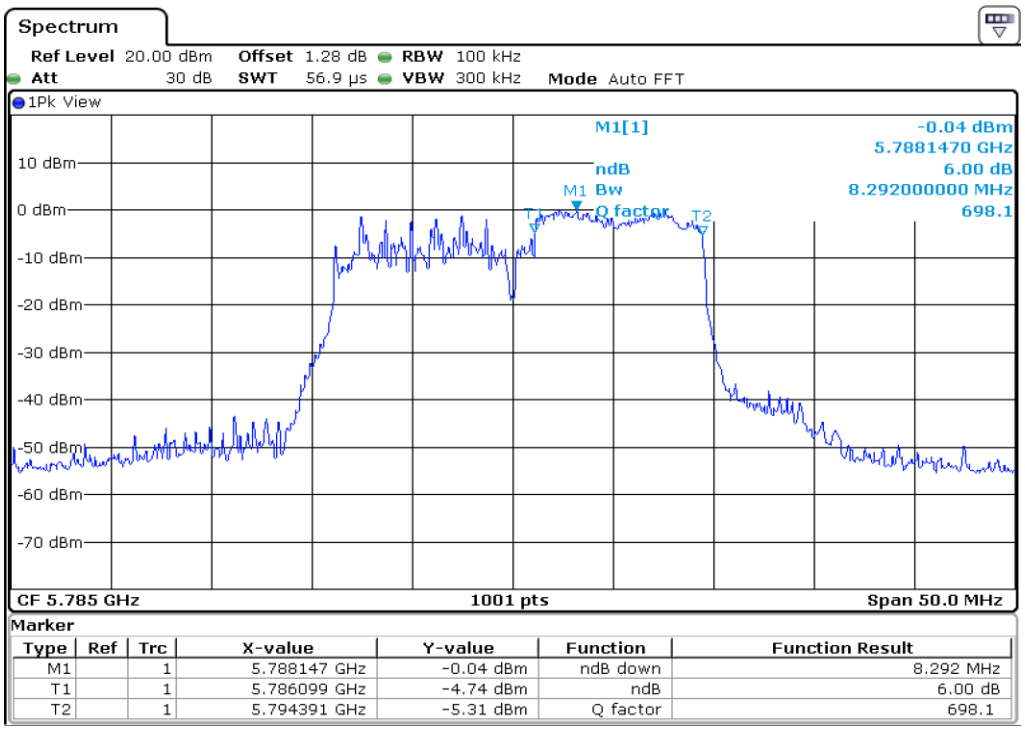

Marker

Type	Ref	Trc	X-value	Y-value	Function	Function Result
M1		1	5.788147 GHz	-0.04 dBm	ndB down	8.292 MHz
T1		1	5.786099 GHz	-4.74 dBm	ndB	6.00 dB
T2		1	5.794391 GHz	-5.31 dBm	Q factor	698.1

22	6 dB Bandwitdh

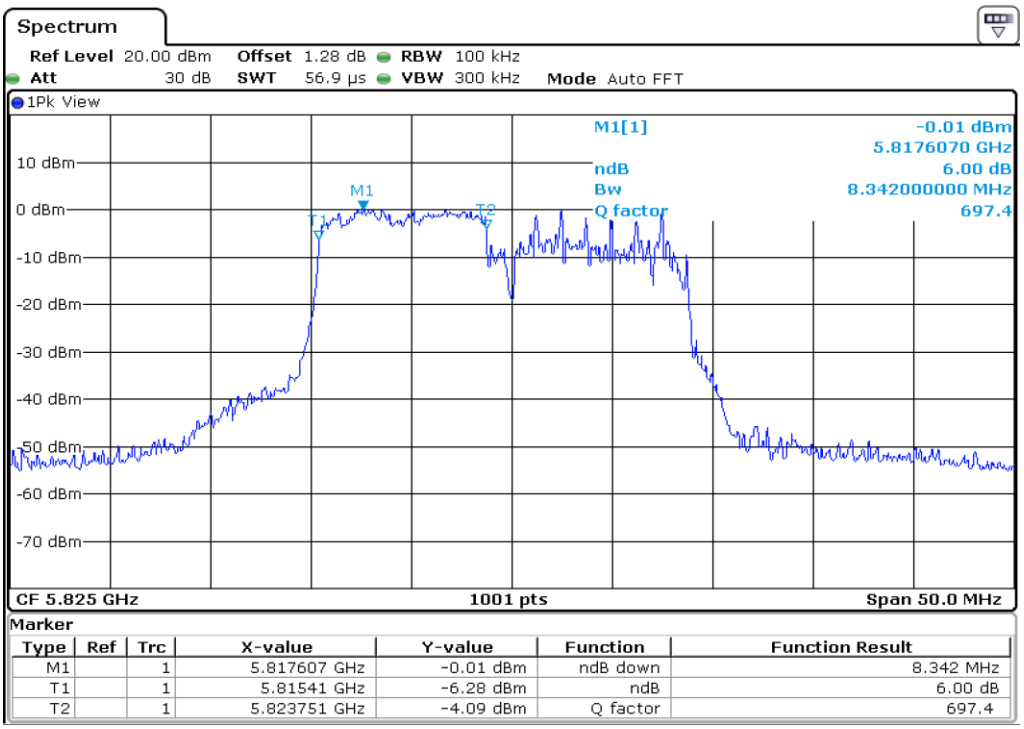

Marker

Type	Ref	Trc	X-value	Y-value	Function	Function Result
M1		1	5.817607 GHz	-0.01 dBm	ndB down	8.342 MHz
T1		1	5.81541 GHz	-6.28 dBm	ndB	6.00 dB
T2		1	5.823751 GHz	-4.09 dBm	Q factor	697.4

23	6 dB Bandwitdh

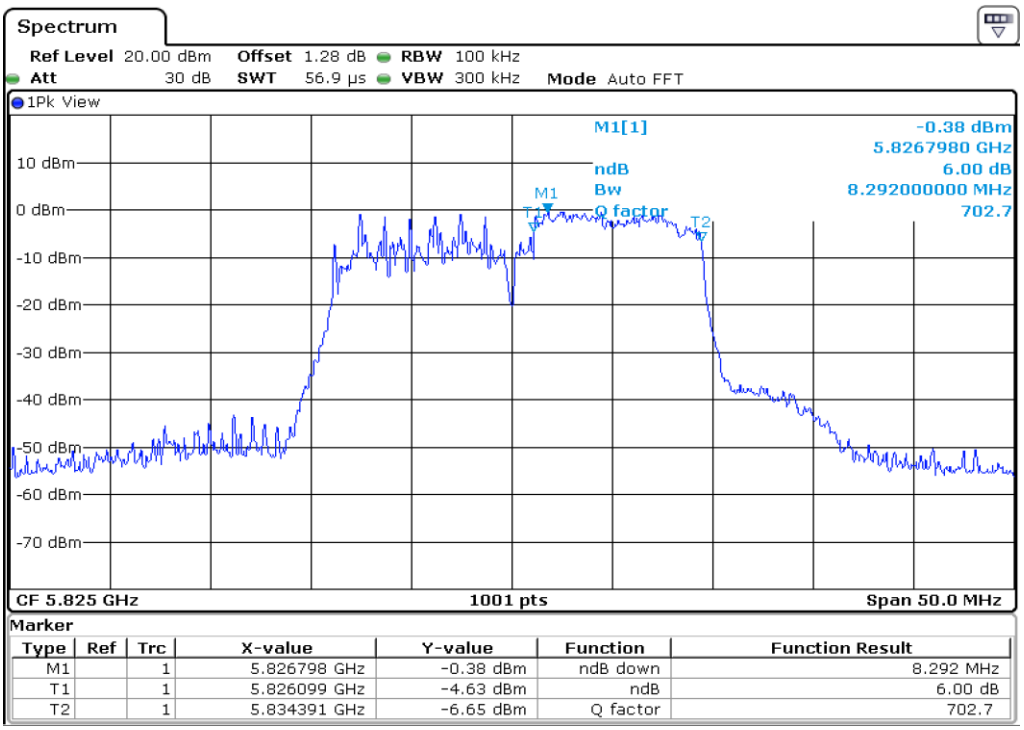

Marker

Type	Ref	Trc	X-value	Y-value	Function	Function Result
M1		1	5.826798 GHz	-0.38 dBm	ndB down	8.292 MHz
T1		1	5.826099 GHz	-4.63 dBm	ndB	6.00 dB
T2		1	5.834391 GHz	-6.65 dBm	Q factor	702.7

24	6 dB Bandwitdh

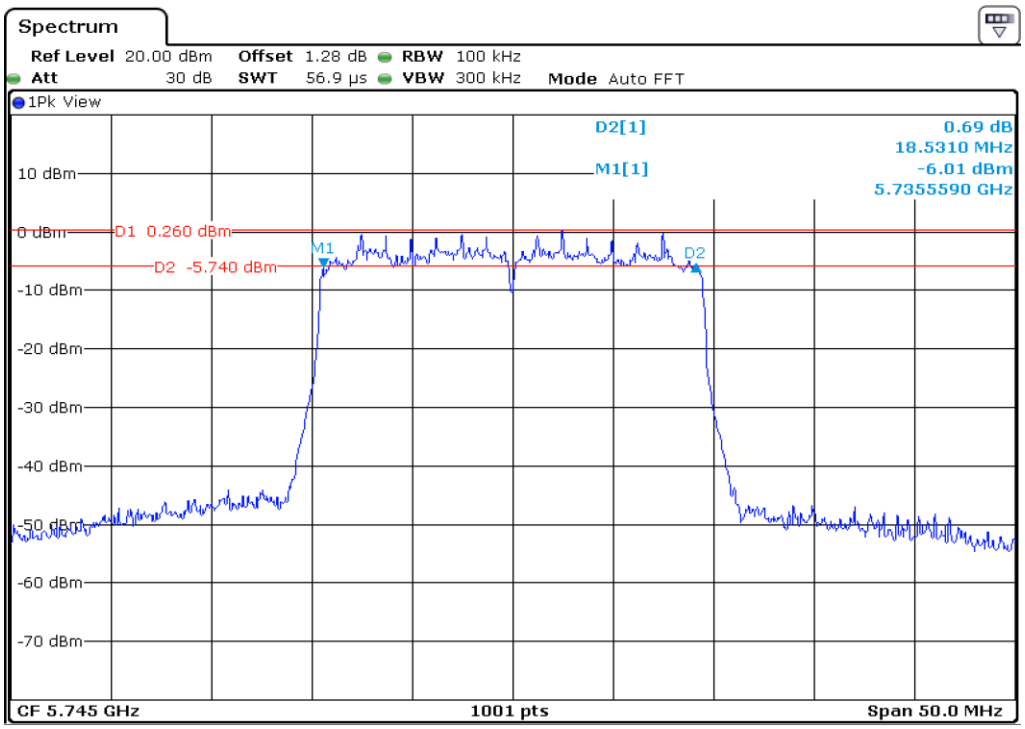

25	6 dB Bandwitdh

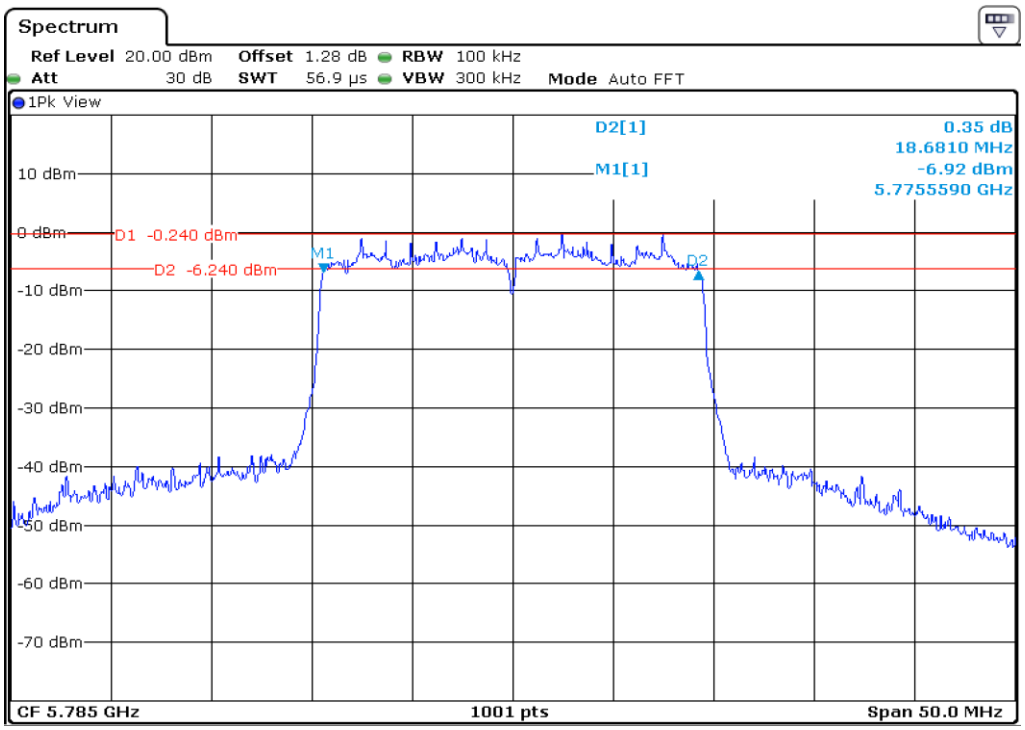

26	6 dB Bandwitdh

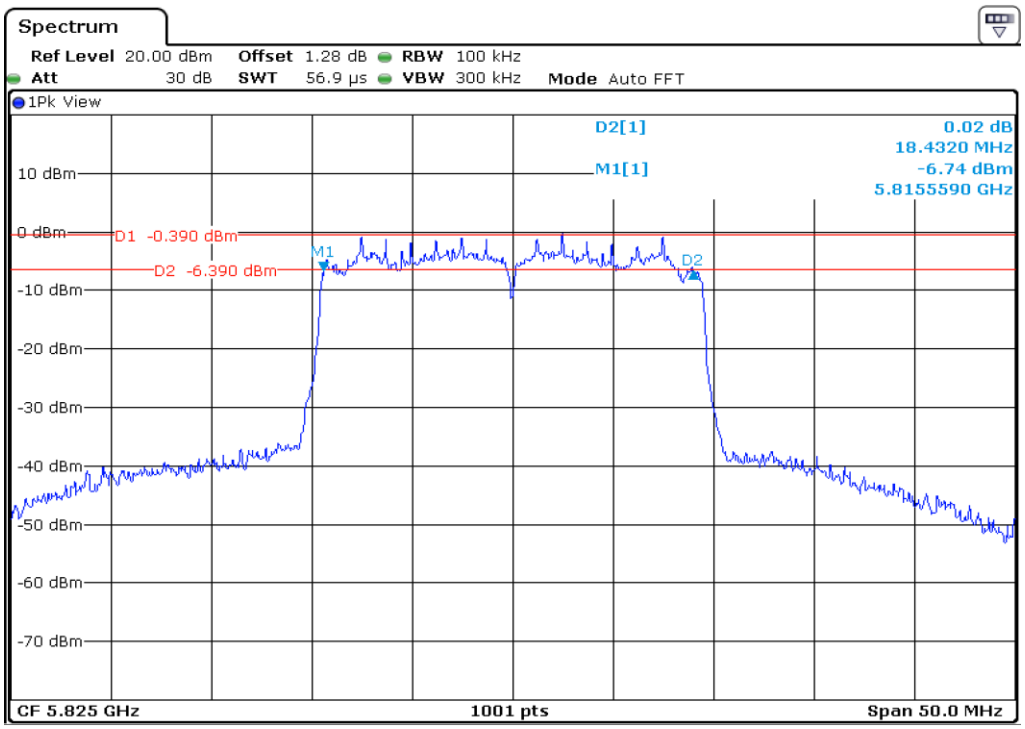

27	6 dB Bandwitdh