Conducted test results

No.1-6579/23-01-13_TR1-A201-R1

February 22, 2024

Test Standard(s)	FCC 15.407, ISED RSS247 - NI ISED RSS247 - NI FCC 15.407 - NI

This document is electronically signed and valid without handwritten signature.
Public keys for verification of the electronic signatures can be requested at the testing laboratory.

cn=Michael Dorongovski,
o=cetecom advanced GmbH,
ou=DOR-230601,
email=michael.dorongovski@c
etecomadvanced.com, c=DE
2024.02.22 11:17:15 +01'00'

Authorized

Michael Dorongovski
Lab Manager
Radio Labs

Table of Content

FCC 15.407, ISED RSS247 # Bandwidths 99PCT and 20dB ~ WLAN5Gx ac-VHT80 mode U-NII-3 6
FCC 15.407, ISED RSS247 # Bandwidths 99PCT and 20dB ~ WLAN5Gx ac-VHT80 mode U-NII-3 10
FCC 15.407, ISED RSS247 # Bandwidths 99PCT and 20dB ~ WLAN5Gx ac-VHT80 mode U-NII-1 14
FCC 15.407, ISED RSS247 # Bandwidths 99PCT and 20dB ~ WLAN5Gx ac-VHT80 mode U-NII-1 18
FCC 15.407, ISED RSS247 # Bandwidths 99PCT and 20dB ~ WLAN5Gx n-HT40 mode U-NII-3 22
FCC 15.407, ISED RSS247 # Bandwidths 99PCT and 20dB ~ WLAN5Gx n-HT40 mode U-NII-3 26
FCC 15.407, ISED RSS247 # Bandwidths 99PCT and 20dB ~ WLAN5Gx n-HT40 mode U-NII-3 30
FCC 15.407, ISED RSS247 # Bandwidths 99PCT and 20dB ~ WLAN5Gx n-HT40 mode U-NII-3 34
FCC 15.407, ISED RSS247 # Bandwidths 99PCT and 20dB ~ WLAN5Gx n-HT40 mode U-NII-1 38
FCC 15.407, ISED RSS247 # Bandwidths 99PCT and 20dB ~ WLAN5Gx n-HT40 mode U-NII-1 42
FCC 15.407, ISED RSS247 # Bandwidths 99PCT and 20dB ~ WLAN5Gx n-HT40 mode U-NII-1 46
FCC 15.407, ISED RSS247 # Bandwidths 99PCT and 20dB ~ WLAN5Gx n-HT40 mode U-NII-1 50
FCC 15.407, ISED RSS247 # Bandwidths 99PCT and 20dB ~ WLAN5Gx n-HT20 mode U-NII-3 54
FCC 15.407, ISED RSS247 # Bandwidths 99PCT and 20dB ~ WLAN5Gx n-HT20 mode U-NII-3 58
FCC 15.407, ISED RSS247 # Bandwidths 99PCT and 20dB ~ WLAN5Gx n-HT20 mode U-NII-3 62
FCC 15.407, ISED RSS247 # Bandwidths 99PCT and 20dB ~ WLAN5Gx n-HT20 mode U-NII-3 66
FCC 15.407, ISED RSS247 # Bandwidths 99PCT and 20dB ~ WLAN5Gx n-HT20 mode U-NII-3 70
FCC 15.407, ISED RSS247 # Bandwidths 99PCT and 20dB ~ WLAN5Gx n-HT20 mode U-NII-3 74
FCC 15.407, ISED RSS247 # Bandwidths 99PCT and 20dB ~ WLAN5Gx n-HT20 mode U-NII-1 78
FCC 15.407, ISED RSS247 # Bandwidths 99PCT and 20dB ~ WLAN5Gx n-HT20 mode U-NII-1 82
FCC 15.407, ISED RSS247 # Bandwidths 99PCT and 20dB ~ WLAN5Gx n-HT20 mode U-NII-1 86
FCC 15.407, ISED RSS247 # Bandwidths 99PCT and 20dB ~ WLAN5Gx n-HT20 mode U-NII-1 90
FCC 15.407, ISED RSS247 # Bandwidths 99PCT and 20dB ~ WLAN5Gx n-HT20 mode U-NII-1 94
FCC 15.407, ISED RSS247 # Bandwidths 99PCT and 20dB ~ WLAN5Gx n-HT20 mode U-NII-1 98
FCC 15.407, ISED RSS247 # Bandwidths 99PCT and 20dB ~ WLAN5Gx a mode U-NII-3 102
FCC 15.407, ISED RSS247 # Bandwidths 99PCT and 20dB ~ WLAN5Gx a mode U-NII-3 106
FCC 15.407, ISED RSS247 # Bandwidths 99PCT and 20dB ~ WLAN5Gx a mode U-NII-3 110
FCC 15.407, ISED RSS247 # Bandwidths 99PCT and 20dB ~ WLAN5Gx a mode U-NII-3 114
FCC 15.407, ISED RSS247 # Bandwidths 99PCT and 20dB ~ WLAN5Gx a mode U-NII-3 118
FCC 15.407, ISED RSS247 # Bandwidths 99PCT and 20dB ~ WLAN5Gx a mode U-NII-3 122
FCC 15.407, ISED RSS247 # Bandwidths 99PCT and 20dB ~ WLAN5Gx a mode U-NII-1 126
FCC 15.407, ISED RSS247 # Bandwidths 99PCT and 20dB ~ WLAN5Gx a mode U-NII-1 130
FCC 15.407, ISED RSS247 # Bandwidths 99PCT and 20dB ~ WLAN5Gx a mode U-NII-1 134
FCC 15.407, ISED RSS247 # Bandwidths 99PCT and 20dB ~ WLAN5Gx a mode U-NII-1 138
FCC 15.407, ISED RSS247 # Bandwidths 99PCT and 20dB ~ WLAN5Gx a mode U-NII-1 142
FCC 15.407, ISED RSS247 # Bandwidths 99PCT and 20dB ~ WLAN5Gx a mode U-NII-1 146
FCC 15.407, ISED RSS247 # Emission mask (cond) ~ WLAN5Gx ac-VHT80 mode U-NII-3 150
FCC 15.407, ISED RSS247 # Emission mask (cond) ~ WLAN5Gx ac-VHT80 mode U-NII-3 153
FCC 15.407, ISED RSS247 # Emission mask (cond) ~ WLAN5Gx n-HT40 mode U-NII-3 156
FCC 15.407, ISED RSS247 # Emission mask (cond) ~ WLAN5Gx n-HT40 mode U-NII-3 159
FCC 15.407, ISED RSS247 # Emission mask (cond) ~ WLAN5Gx n-HT40 mode U-NII-3 162

FCC 15.407, ISED RSS247 # Emission mask (cond) ~ WLAN5Gx n-HT40 mode U-NII-3 165
FCC 15.407, ISED RSS247 # Emission mask (cond) ~ WLAN5Gx n-HT20 mode U-NII-3 168
FCC 15.407, ISED RSS247 # Emission mask (cond) ~ WLAN5Gx n-HT20 mode U-NII-3 171
FCC 15.407, ISED RSS247 # Emission mask (cond) ~ WLAN5Gx n-HT20 mode U-NII-3 174
FCC 15.407, ISED RSS247 # Emission mask (cond) ~ WLAN5Gx n-HT20 mode U-NII-3 177
FCC 15.407, ISED RSS247 # Emission mask (cond) ~ WLAN5Gx n-HT20 mode U-NII-3 180
FCC 15.407, ISED RSS247 # Emission mask (cond) ~ WLAN5Gx n-HT20 mode U-NII-3 183
FCC 15.407, ISED RSS247 # Emission mask (cond) ~ WLAN5Gx a mode U-NII-3 186
FCC 15.407, ISED RSS247 # Emission mask (cond) ~ WLAN5Gx a mode U-NII-3 189
FCC 15.407, ISED RSS247 # Emission mask (cond) ~ WLAN5Gx a mode U-NII-3 192
FCC 15.407, ISED RSS247 # Emission mask (cond) ~ WLAN5Gx a mode U-NII-3 195
FCC 15.407, ISED RSS247 # Emission mask (cond) ~ WLAN5Gx a mode U-NII-3 198
FCC 15.407, ISED RSS247 # Emission mask (cond) ~ WLAN5Gx a mode U-NII-3 201
ISED RSS247 # Max output power and psd ~ WLAN5Gx ac-VHT80 mode U-NII-3 204
ISED RSS247 # Max output power and psd ~ WLAN5Gx ac-VHT80 mode U-NII-3 209
FCC 15.407 # Max output power and psd ~ WLAN5Gx ac-VHT80 mode U-NII-3 214
FCC 15.407 # Max output power and psd ~ WLAN5Gx ac-VHT80 mode U-NII-3 219
ISED RSS247 # Max output power and psd ~ WLAN5Gx ac-VHT80 mode U-NII-1 224
FCC 15.407 # Max output power and psd ~ WLAN5Gx ac-VHT80 mode U-NII-1 228
ISED RSS247 # Max output power and psd ~ WLAN5Gx ac-VHT80 mode U-NII-1 232
FCC 15.407 # Max output power and psd ~ WLAN5Gx ac-VHT80 mode U-NII-1 236
ISED RSS247 # Max output power and psd ~ WLAN5Gx n-HT40 mode U-NII-3 240
FCC 15.407 # Max output power and psd ~ WLAN5Gx n-HT40 mode U-NII-3 245
ISED RSS247 # Max output power and psd ~ WLAN5Gx n-HT40 mode U-NII-3 250
FCC 15.407 # Max output power and psd ~ WLAN5Gx n-HT40 mode U-NII-3 255
ISED RSS247 # Max output power and psd ~ WLAN5Gx n-HT40 mode U-NII-3 260
FCC 15.407 # Max output power and psd ~ WLAN5Gx n-HT40 mode U-NII-3 265
ISED RSS247 # Max output power and psd ~ WLAN5Gx n-HT40 mode U-NII-3 270
FCC 15.407 # Max output power and psd ~ WLAN5Gx n-HT40 mode U-NII-3 275
ISED RSS247 # Max output power and psd ~ WLAN5Gx n-HT40 mode U-NII-1 280
FCC 15.407 # Max output power and psd ~ WLAN5Gx n-HT40 mode U-NII-1 284
ISED RSS247 # Max output power and psd ~ WLAN5Gx n-HT40 mode U-NII-1 288
FCC 15.407 # Max output power and psd ~ WLAN5Gx n-HT40 mode U-NII-1 292
ISED RSS247 # Max output power and psd ~ WLAN5Gx n-HT40 mode U-NII-1 296
FCC 15.407 # Max output power and psd ~ WLAN5Gx n-HT40 mode U-NII-1 300
ISED RSS247 # Max output power and psd ~ WLAN5Gx n-HT40 mode U-NII-1 304
FCC 15.407 # Max output power and psd ~ WLAN5Gx n-HT40 mode U-NII-1 308
ISED RSS247 # Max output power and psd ~ WLAN5Gx n-HT20 mode U-NII-3 312
FCC 15.407 # Max output power and psd ~ WLAN5Gx n-HT20 mode U-NII-3 317
ISED RSS247 # Max output power and psd ~ WLAN5Gx n-HT20 mode U-NII-3 322
FCC 15.407 # Max output power and psd ~ WLAN5Gx n-HT20 mode U-NII-3 327
ISED RSS247 # Max output power and psd ~ WLAN5Gx n-HT20 mode U-NII-3 332
FCC 15.407 # Max output power and psd ~ WLAN5Gx n-HT20 mode U-NII-3 337
ISED RSS247 # Max output power and psd ~ WLAN5Gx n-HT20 mode U-NII-3 342

FCC 15.407 # Max output power and psd ~ WLAN5Gx n-HT20 mode U-NII-3 347
ISED RSS247 # Max output power and psd ~ WLAN5Gx n-HT20 mode U-NII-3 352
FCC 15.407 # Max output power and psd ~ WLAN5Gx n-HT20 mode U-NII-3 357
ISED RSS247 # Max output power and psd ~ WLAN5Gx n-HT20 mode U-NII-3 362
FCC 15.407 # Max output power and psd ~ WLAN5Gx n-HT20 mode U-NII-3 367
ISED RSS247 # Max output power and psd ~ WLAN5Gx n-HT20 mode U-NII-1 372
FCC 15.407 # Max output power and psd ~ WLAN5Gx n-HT20 mode U-NII-1 376
ISED RSS247 # Max output power and psd ~ WLAN5Gx n-HT20 mode U-NII-1 380
FCC 15.407 # Max output power and psd ~ WLAN5Gx n-HT20 mode U-NII-1 384
ISED RSS247 # Max output power and psd ~ WLAN5Gx n-HT20 mode U-NII-1 388
FCC 15.407 # Max output power and psd ~ WLAN5Gx n-HT20 mode U-NII-1 392
ISED RSS247 # Max output power and psd ~ WLAN5Gx n-HT20 mode U-NII-1 396
FCC 15.407 # Max output power and psd ~ WLAN5Gx n-HT20 mode U-NII-1 400
ISED RSS247 # Max output power and psd ~ WLAN5Gx n-HT20 mode U-NII-1 404
FCC 15.407 # Max output power and psd ~ WLAN5Gx n-HT20 mode U-NII-1 408
ISED RSS247 # Max output power and psd ~ WLAN5Gx n-HT20 mode U-NII-1 412
FCC 15.407 # Max output power and psd ~ WLAN5Gx n-HT20 mode U-NII-1 416
FCC 15.407 # Max output power and psd ~ WLAN5Gx a mode U-NII-1 420
ISED RSS247 # Max output power and psd ~ WLAN5Gx a mode U-NII-3 424
FCC 15.407 # Max output power and psd ~ WLAN5Gx a mode U-NII-3 429
ISED RSS247 # Max output power and psd ~ WLAN5Gx a mode U-NII-3 434
FCC 15.407 # Max output power and psd ~ WLAN5Gx a mode U-NII-3 439
ISED RSS247 # Max output power and psd ~ WLAN5Gx a mode U-NII-3 444
FCC 15.407 # Max output power and psd ~ WLAN5Gx a mode U-NII-3 449
ISED RSS247 # Max output power and psd ~ WLAN5Gx a mode U-NII-3 454
FCC 15.407 # Max output power and psd ~ WLAN5Gx a mode U-NII-3 459
ISED RSS247 # Max output power and psd ~ WLAN5Gx a mode U-NII-3 464
FCC 15.407 # Max output power and psd ~ WLAN5Gx a mode U-NII-3 469
ISED RSS247 # Max output power and psd ~ WLAN5Gx a mode U-NII-3 474
FCC 15.407 # Max output power and psd ~ WLAN5Gx a mode U-NII-3 479
ISED RSS247 # Max output power and psd ~ WLAN5Gx a mode U-NII-1 484
FCC 15.407 # Max output power and psd ~ WLAN5Gx a mode U-NII-1 488
ISED RSS247 # Max output power and psd ~ WLAN5Gx a mode U-NII-1 492
FCC 15.407 # Max output power and psd ~ WLAN5Gx a mode U-NII-1 496
ISED RSS247 # Max output power and psd ~ WLAN5Gx a mode U-NII-1 500
FCC 15.407 # Max output power and psd ~ WLAN5Gx a mode U-NII-1 504
ISED RSS247 # Max output power and psd ~ WLAN5Gx a mode U-NII-1 508
FCC 15.407 # Max output power and psd ~ WLAN5Gx a mode U-NII-1 512
ISED RSS247 # Max output power and psd ~ WLAN5Gx a mode U-NII-1 516
ISED RSS247 # Max output power and psd ~ WLAN5Gx a mode U-NII-1 520
FCC 15.407 # Max output power and psd ~ WLAN5Gx a mode U-NII-1 524
FCC 15.407, ISED RSS247 # Minimum emission bandwidth ~ WLAN5Gx ac-VHT80 mode U-NII-3 528
FCC 15.407, ISED RSS247 # Minimum emission bandwidth ~ WLAN5Gx ac-VHT80 mode U-NII-3 530
FCC 15.407, ISED RSS247 # Minimum emission bandwidth ~ WLAN5Gx n-HT40 mode U-NII-3 532

FCC 15.407, ISED RSS247 # Minimum emission bandwidth ~ WLAN5Gx n-HT40 mode U-NII-3 534
FCC 15.407, ISED RSS247 # Minimum emission bandwidth ~ WLAN5Gx n-HT40 mode U-NII-3 536
FCC 15.407, ISED RSS247 # Minimum emission bandwidth ~ WLAN5Gx n-HT40 mode U-NII-3 538
FCC 15.407, ISED RSS247 # Minimum emission bandwidth ~ WLAN5Gx n-HT20 mode U-NII-3 540
FCC 15.407, ISED RSS247 # Minimum emission bandwidth ~ WLAN5Gx n-HT20 mode U-NII-3 542
FCC 15.407, ISED RSS247 # Minimum emission bandwidth ~ WLAN5Gx n-HT20 mode U-NII-3 544
FCC 15.407, ISED RSS247 # Minimum emission bandwidth ~ WLAN5Gx n-HT20 mode U-NII-3 546
FCC 15.407, ISED RSS247 # Minimum emission bandwidth ~ WLAN5Gx n-HT20 mode U-NII-3 548
FCC 15.407, ISED RSS247 # Minimum emission bandwidth ~ WLAN5Gx n-HT20 mode U-NII-3 550
FCC 15.407, ISED RSS247 # Minimum emission bandwidth ~ WLAN5Gx a mode U-NII-3 552
FCC 15.407, ISED RSS247 # Minimum emission bandwidth ~ WLAN5Gx a mode U-NII-3 554
FCC 15.407, ISED RSS247 # Minimum emission bandwidth ~ WLAN5Gx a mode U-NII-3 556
FCC 15.407, ISED RSS247 # Minimum emission bandwidth ~ WLAN5Gx a mode U-NII-3 558
FCC 15.407, ISED RSS247 # Minimum emission bandwidth ~ WLAN5Gx a mode U-NII-3 560
FCC 15.407, ISED RSS247 # Minimum emission bandwidth ~ WLAN5Gx a mode U-NII-3 562

FCC 15.407, ISED RSS247 # Bandwidths 99PCT and 20dB ~ WLAN5Gx ac-VHT80 mode U-NII-3

References

TC start	26.01.2024 19:00:41
Ambit temp [°C] | humidity [rel%]	26.8 | 35
System version	5.0.1.0
Standard | Version	FCC 15.407, ISED RSS247 | NI
Method	26dB Bandwidth KDB789033 D02, C.1 / ISED RSS-GEN
Description	FCC 15.407 Bandwidths - WLAN5Gx ac-VHT80 mode U-NII-3
Information	

EUT Common Settings WLAN5Gx

Number of antenna ports	1
User Interaction	No
Device class UNII_1	Client
Limit W52 japan	Standard

Equipment

Signal analyzer,Rohde&Schwarz,FSV-30,1321.3008K30/103170,3.60
Signaling unit,Rohde&Schwarz,CMW,1201.0002k75/102550,4.0.190
Switch matrix,cetecom advanced GmbH,USM,A001,1.0.0

Test Parameter

Technology to test	WLAN5Gx ac-VHT80 mode
EUT port	EUT2
Temperature	nom
Voltage	nom
Frequency low to test	False | Freq [MHz] 0
Frequency mid to test	True | Freq [MHz] 5775
Frequency high to test	False | Freq [MHz] 0
Auto control enabled power supply | Climatic Box	No | No
Additional path loss [dB]	0.5
Full path type	EUT_SA_GEN_SIG
Full path name	EUT2.SIG1/EUT2.SA/EUT2.GEN1/EUT2.GEN2/
Switch bits	00100010:00010001:00000000:00000001

Test at TX 5775 MHz

RESULT: Reference power cond.

DESCRIPTION	LOWER LIMIT	UPPER LIMIT	MEASURED	UNIT	VERDICT
Ref. power 1MHz/1MHz cond.	---	---	-7.83	dBm	INFO
Ref. frequency	---	---	5766.010	MHz	INFO

READ SA SETTINGS:

RefLevel [dBm] | RefLevelOffset [dB] | InpAtt [dB]	0.17 | 10.41 | 5
Start [MHz] | Stop [MHz]	5675.000 | 5875.000
RBW [MHz] | VBW [MHz]	1.000000 | 5.000000
Detector | TraceMode	POS | MAXH
Sweep: time [ms] | count | points per Section | type	1 | 2500 | 1001 | SWE

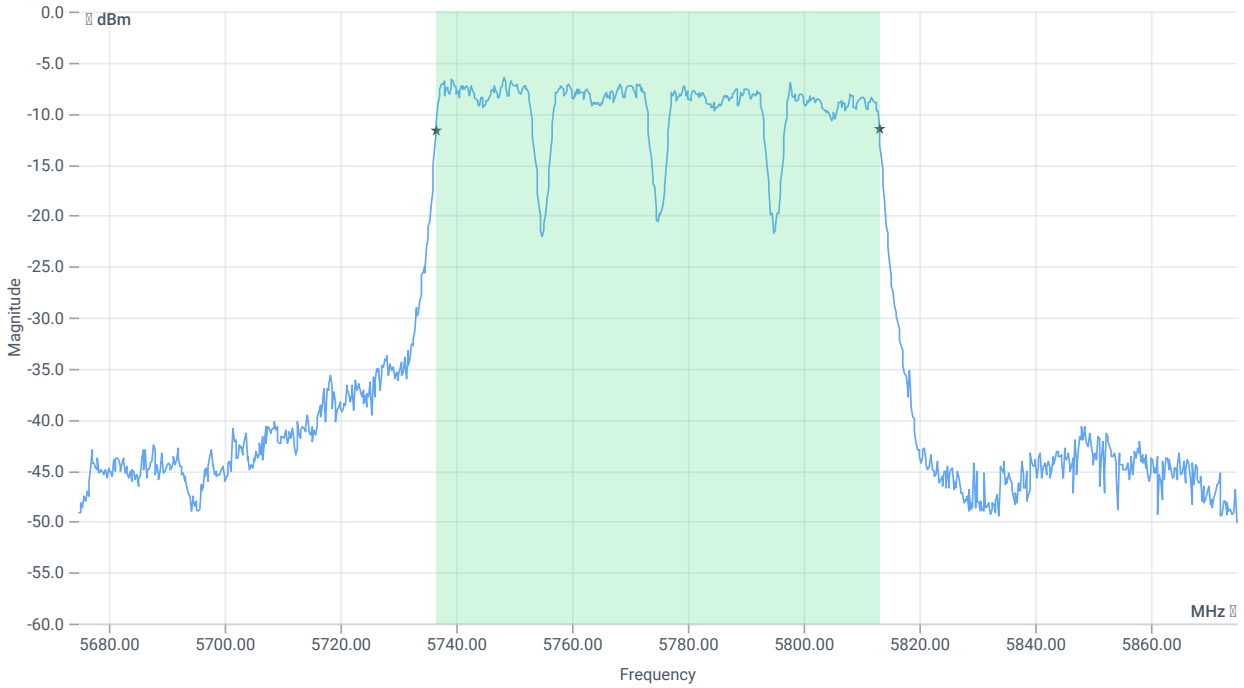

BW 99PCT

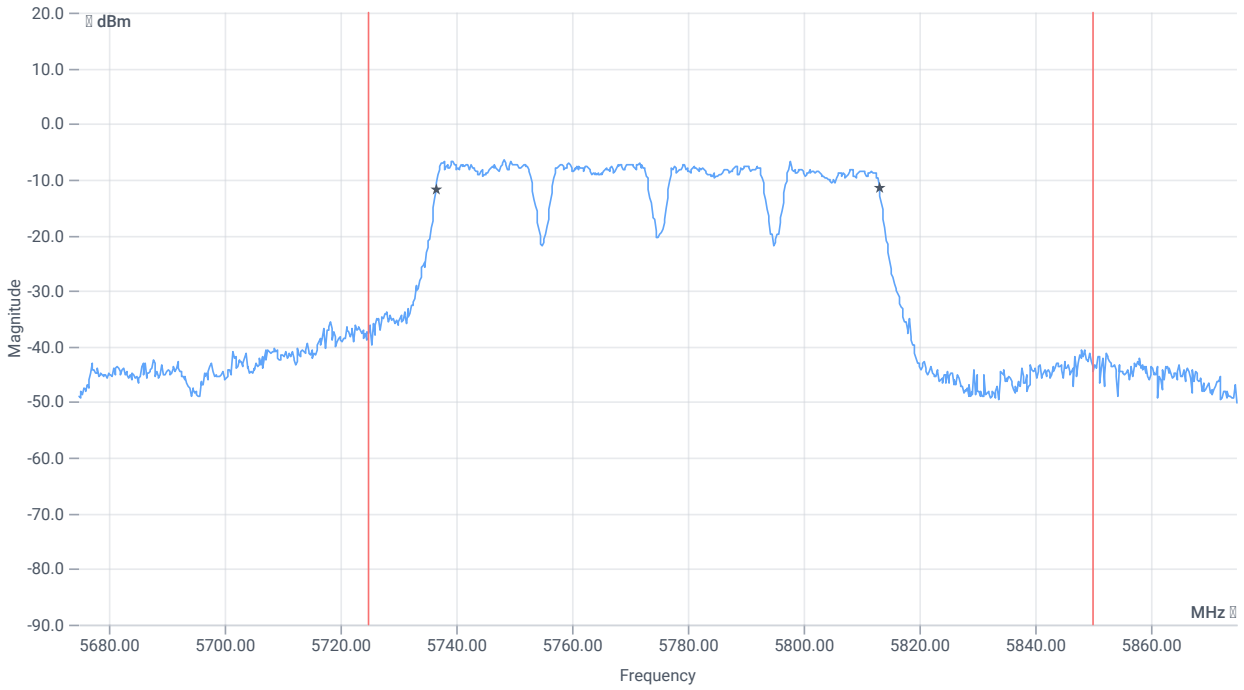

BW within band 99PCT

RESULT

DESCRIPTION	LOWER LIMIT	UPPER LIMIT	MEASURED	UNIT	VERDICT
Bandwidth 99%	---	---	76.523	MHz	INFO
T1 99%	5725.000000	---	5736.6384	MHz	PASS
T2 99%	---	5850.000000	5813.1618	MHz	PASS

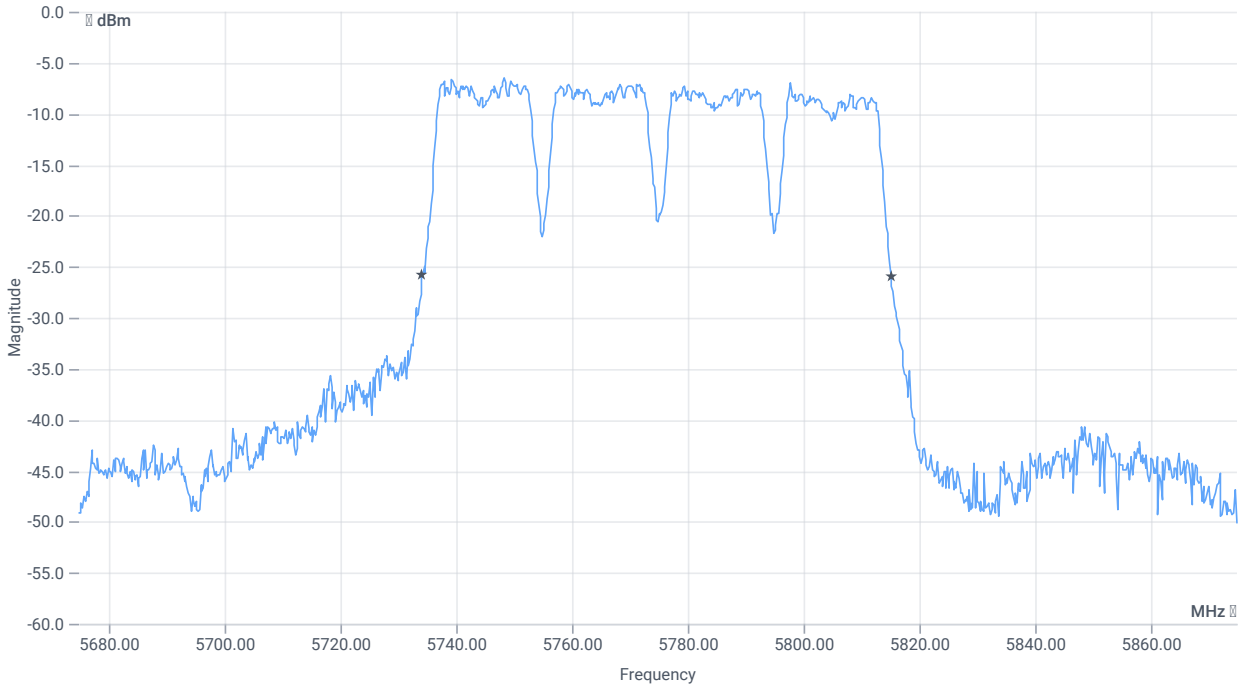

BW 20dB

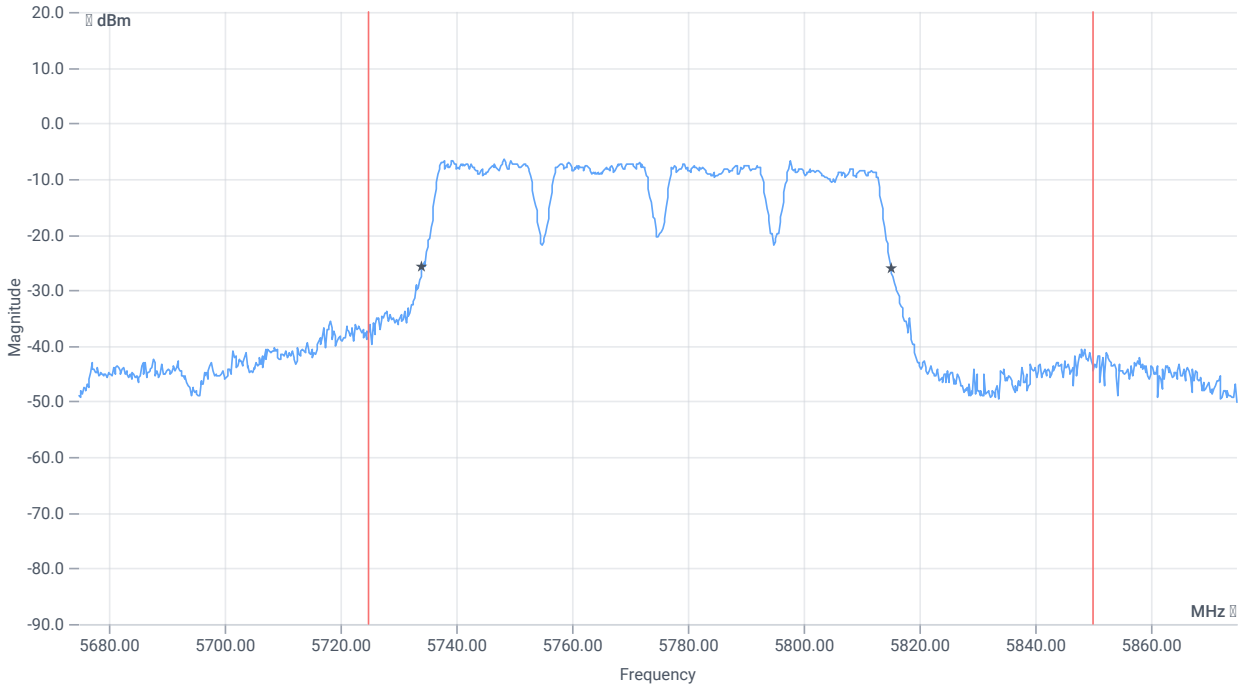

BW within band 20dB

RESULT

DESCRIPTION	LOWER LIMIT	UPPER LIMIT	MEASURED	UNIT	VERDICT
Bandwidth 20dB	---	---	81	MHz	INFO
T1 20dB	5725.000000	---	5734.2000	MHz	PASS
T2 20dB	---	5850.000000	5815.2000	MHz	PASS

Verdict
PASS

FCC 15.407, ISED RSS247 # Bandwidths 99PCT and 20dB ~ WLAN5Gx ac-VHT80 mode U-NII-3

References

TC start	26.01.2024 18:49:39
Ambit temp [°C] | humidity [rel%]	26.7 | 35
System version	5.0.1.0
Standard | Version	FCC 15.407, ISED RSS247 | NI
Method	26dB Bandwidth KDB789033 D02, C.1 / ISED RSS-GEN
Description	FCC 15.407 Bandwidths - WLAN5Gx ac-VHT80 mode U-NII-3
Information	

EUT Common Settings WLAN5Gx

Number of antenna ports	1
User Interaction	No
Device class UNII_1	Client
Limit W52 japan	Standard

Equipment

Signal analyzer,Rohde&Schwarz,FSV-30,1321.3008K30/103170,3.60
Signaling unit,Rohde&Schwarz,CMW,1201.0002k75/102550,4.0.190
Switch matrix,cetecom advanced GmbH,USM,A001,1.0.0

Test Parameter

Technology to test	WLAN5Gx ac-VHT80 mode
EUT port	EUT1
Temperature	nom
Voltage	nom
Frequency low to test	False | Freq [MHz] 0
Frequency mid to test	True | Freq [MHz] 5775
Frequency high to test	False | Freq [MHz] 0
Auto control enabled power supply | Climatic Box	No | No
Additional path loss [dB]	0.5
Full path type	EUT_SA_GEN_SIG
Full path name	EUT1.SIG1/EUT1.SA/EUT1.GEN1/EUT1.GEN2/
Switch bits	00010001:00010001:00000000:00000001

Test at TX 5775 MHz

RESULT: Reference power cond.

DESCRIPTION	LOWER LIMIT	UPPER LIMIT	MEASURED	UNIT	VERDICT
Ref. power 1MHz/1MHz cond.	---	---	-6.59	dBm	INFO
Ref. frequency	---	---	5790.780	MHz	INFO

READ SA SETTINGS:

RefLevel [dBm] | RefLevelOffset [dB] | InpAtt [dB]	1.41 | 10.38 | 10
Start [MHz] | Stop [MHz]	5675.000 | 5875.000
RBW [MHz] | VBW [MHz]	1.000000 | 5.000000
Detector | TraceMode	POS | MAXH
Sweep: time [ms] | count | points per Section | type	1 | 2500 | 1001 | SWE

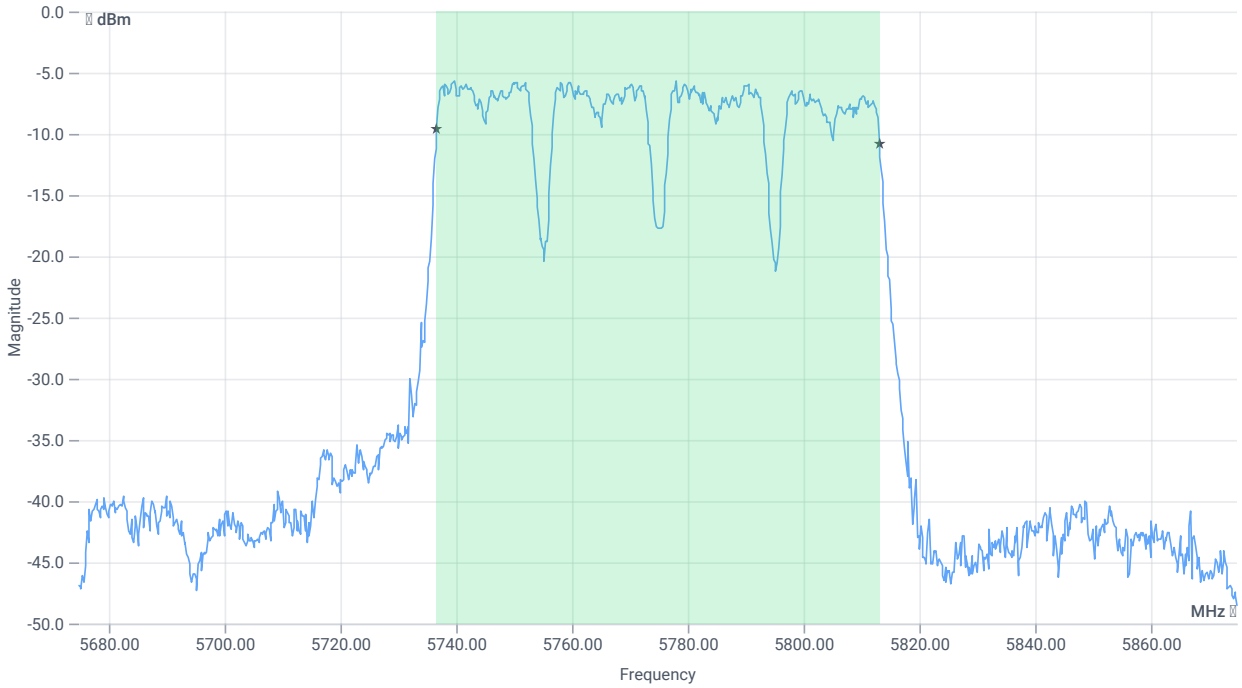

BW 99PCT

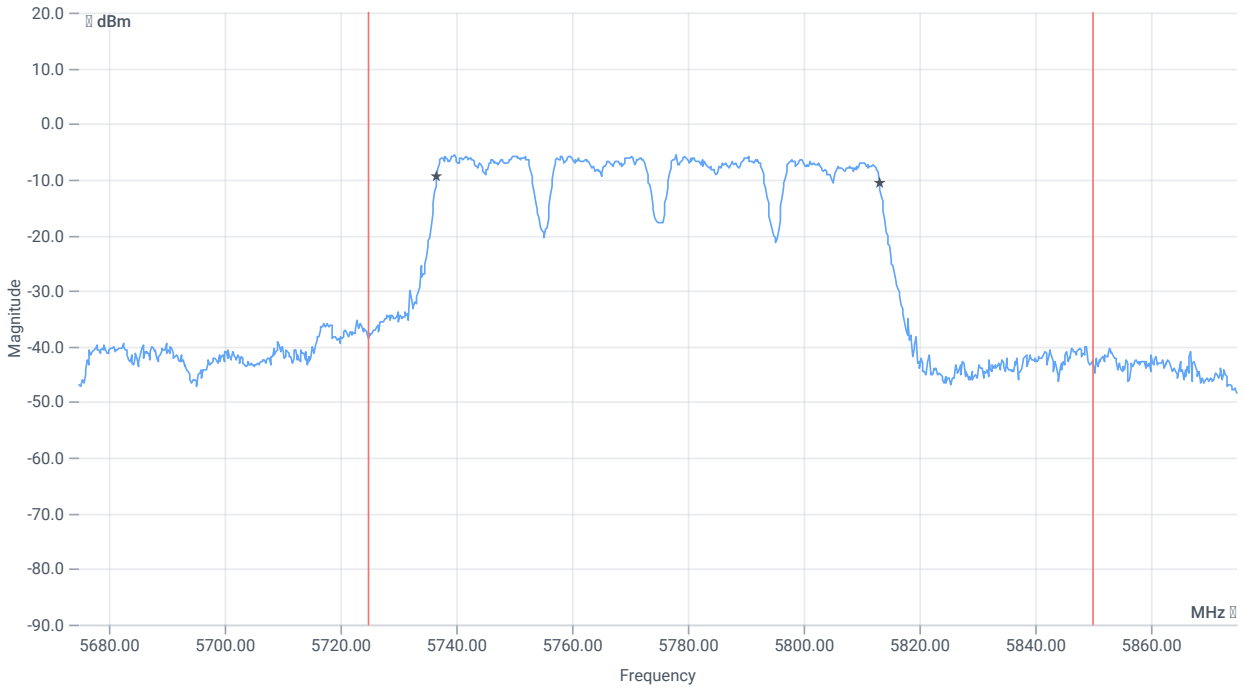

BW within band 99PCT

RESULT

DESCRIPTION	LOWER LIMIT	UPPER LIMIT	MEASURED	UNIT	VERDICT
Bandwidth 99%	---	---	76.324	MHz	INFO
T1 99%	5725.000000	---	5736.8382	MHz	PASS
T2 99%	---	5850.000000	5813.1618	MHz	PASS

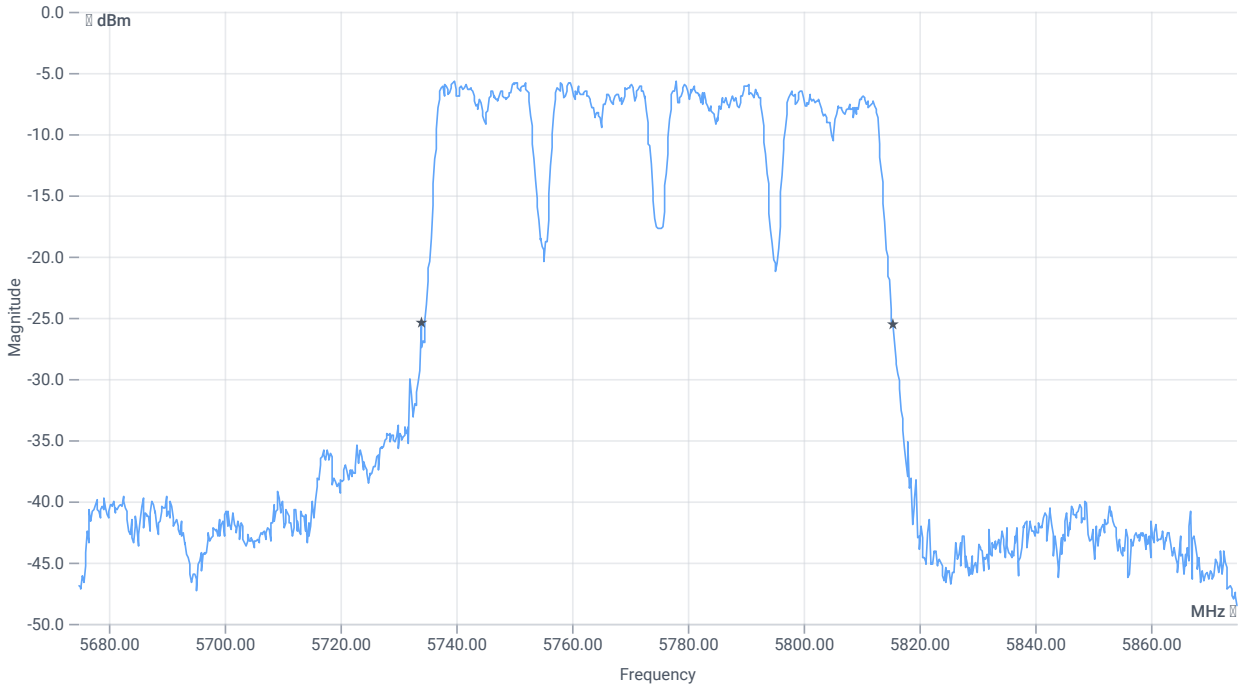

BW 20dB

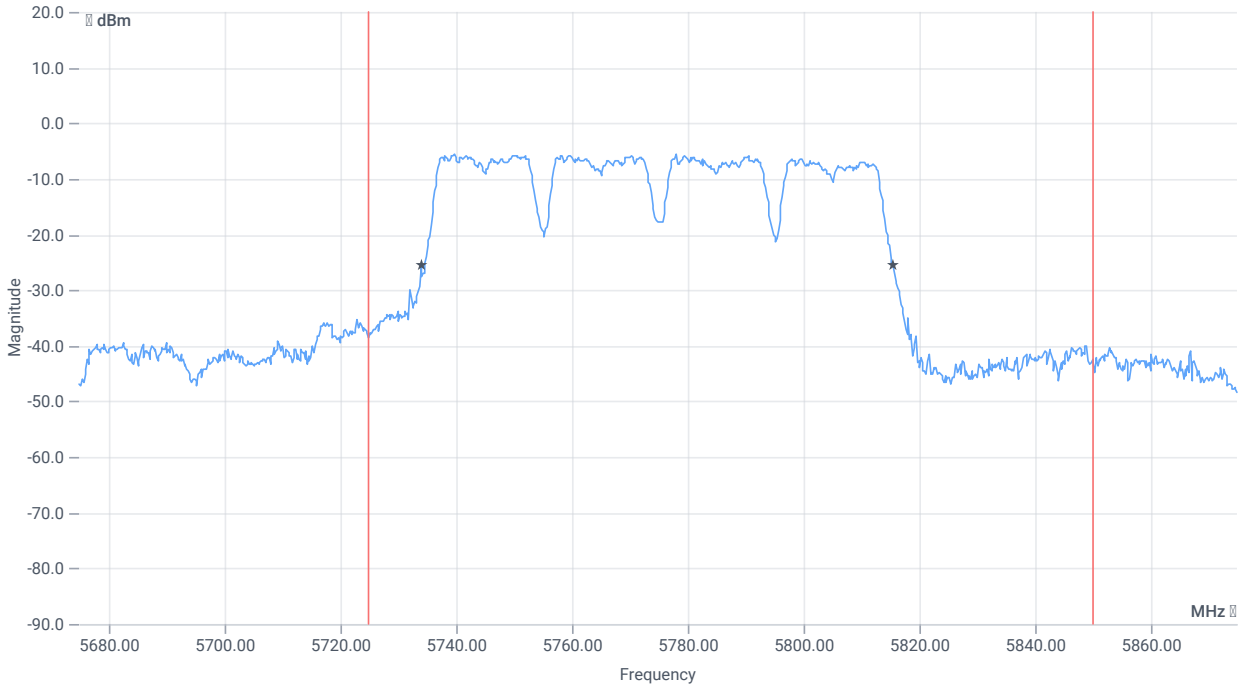

BW within band 20dB

RESULT

DESCRIPTION	LOWER LIMIT	UPPER LIMIT	MEASURED	UNIT	VERDICT
Bandwidth 20dB	---	---	81.6	MHz	INFO
T1 20dB	5725.000000	---	5734.0000	MHz	PASS
T2 20dB	---	5850.000000	5815.6000	MHz	PASS

Verdict
PASS

FCC 15.407, ISED RSS247 # Bandwidths 99PCT and 20dB ~ WLAN5Gx ac-VHT80 mode U-NII-1

References

TC start	26.01.2024 18:38:15
Ambit temp [°C] | humidity [rel%]	26.8 | 34
System version	5.0.1.0
Standard | Version	FCC 15.407, ISED RSS247 | NI
Method	26dB Bandwidth KDB789033 D02, C.1 / ISED RSS-GEN
Description	FCC 15.407 Bandwidths - WLAN5Gx ac-VHT80 mode U-NII-1
Information	

EUT Common Settings WLAN5Gx

Number of antenna ports	1
User Interaction	No
Device class UNII_1	Client
Limit W52 japan	Standard

Equipment

Signal analyzer,Rohde&Schwarz,FSV-30,1321.3008K30/103170,3.60
Signaling unit,Rohde&Schwarz,CMW,1201.0002k75/102550,4.0.190
Switch matrix,cetecom advanced GmbH,USM,A001,1.0.0

Test Parameter

Technology to test	WLAN5Gx ac-VHT80 mode
EUT port	EUT2
Temperature	nom
Voltage	nom
Frequency low to test	False | Freq [MHz] 0
Frequency mid to test	True | Freq [MHz] 5210
Frequency high to test	False | Freq [MHz] 0
Auto control enabled power supply | Climatic Box	No | No
Additional path loss [dB]	0.5
Full path type	EUT_SA_GEN_SIG
Full path name	EUT2.SIG1/EUT2.SA/EUT2.GEN1/EUT2.GEN2/
Switch bits	00100010:00010001:00000000:00000001

Test at TX 5210 MHz

RESULT: Reference power cond.

DESCRIPTION	LOWER LIMIT	UPPER LIMIT	MEASURED	UNIT	VERDICT
Ref. power 1MHz/1MHz cond.	---	---	-5.79	dBm	INFO
Ref. frequency	---	---	5224.990	MHz	INFO

READ SA SETTINGS:

RefLevel [dBm] | RefLevelOffset [dB] | InpAtt [dB]	2.21 | 10.05 | 10
Start [MHz] | Stop [MHz]	5110.000 | 5310.000
RBW [MHz] | VBW [MHz]	1.000000 | 5.000000
Detector | TraceMode	POS | MAXH
Sweep: time [ms] | count | points per Section | type	1 | 2500 | 1001 | SWE

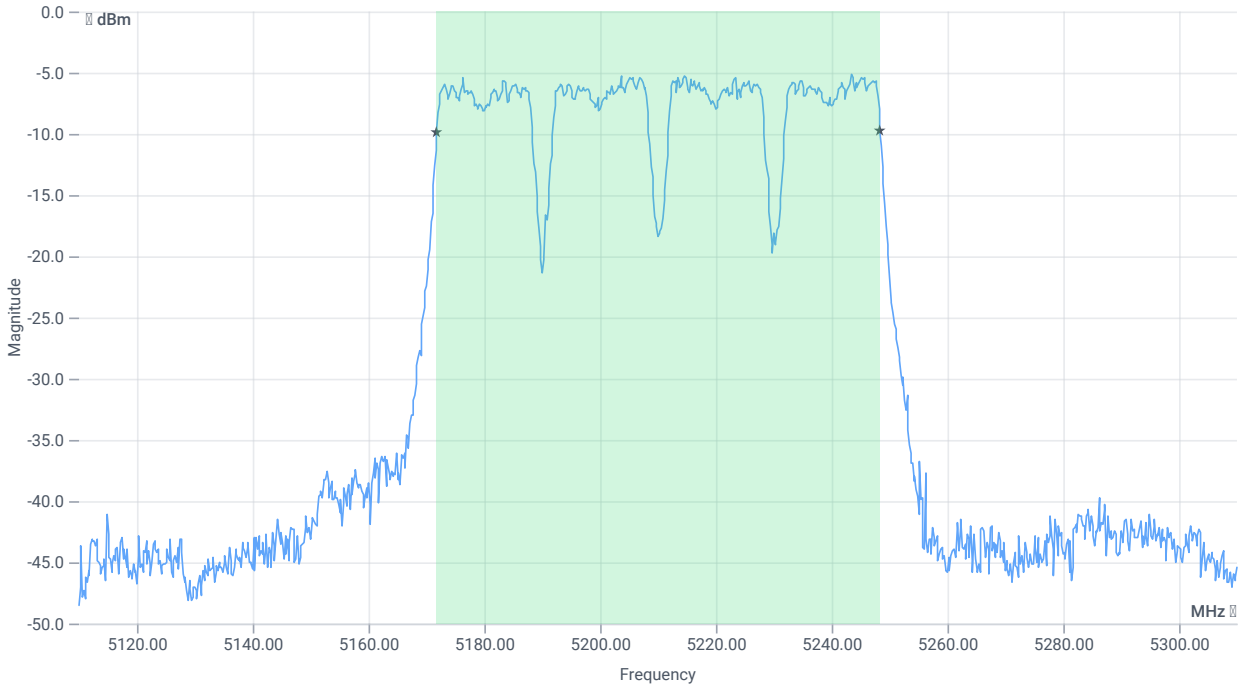

BW 99PCT

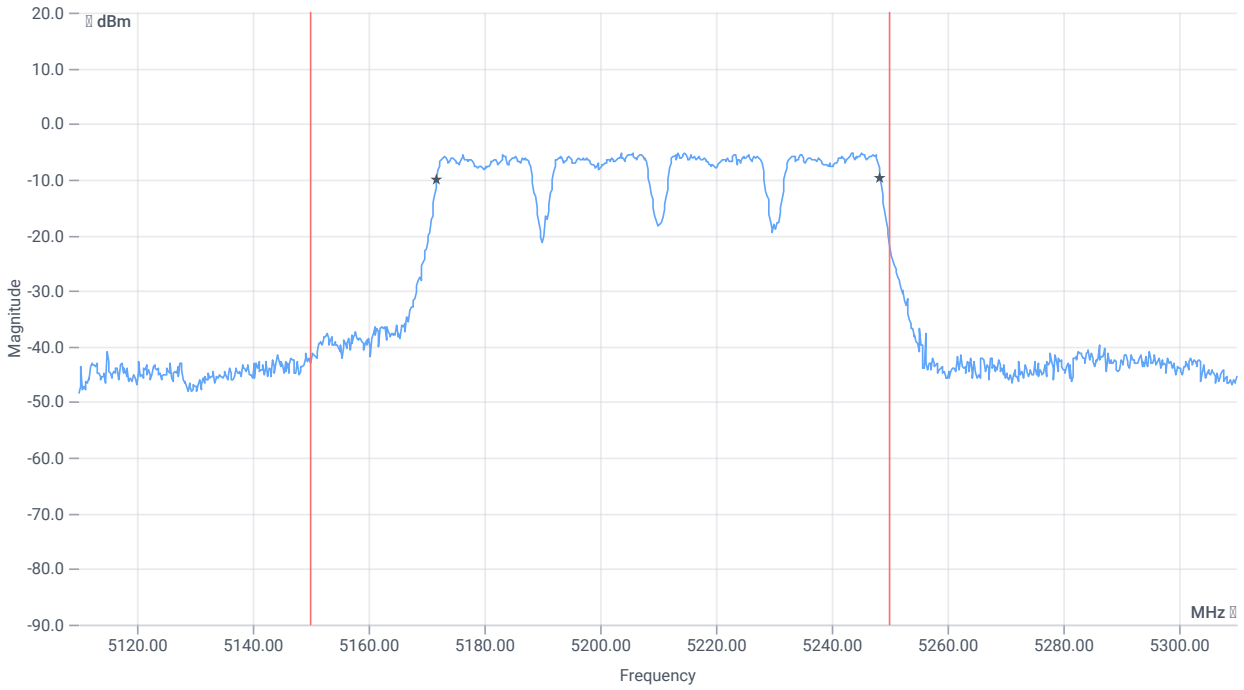

BW within band 99PCT

RESULT

DESCRIPTION	LOWER LIMIT	UPPER LIMIT	MEASURED	UNIT	VERDICT
Bandwidth 99%	---	---	76.523	MHz	INFO
T1 99%	5150.000000	---	5171.8382	MHz	PASS
T2 99%	---	5250.000000	5248.3616	MHz	PASS

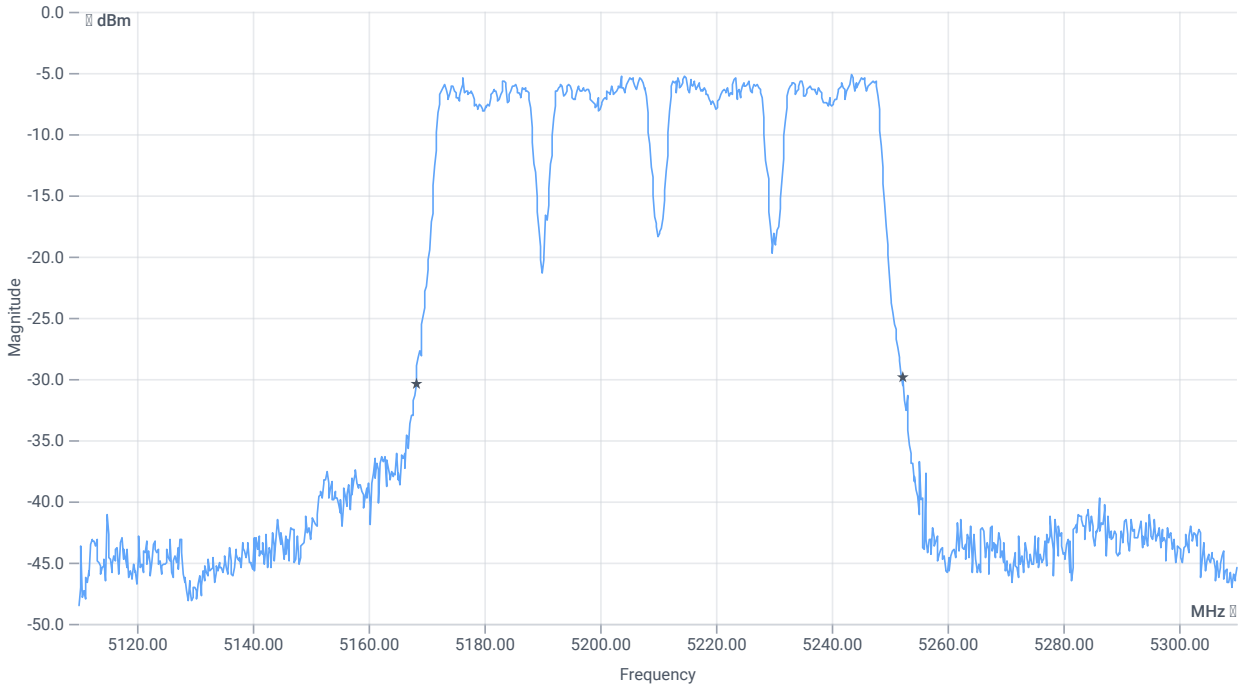

BW 26dB

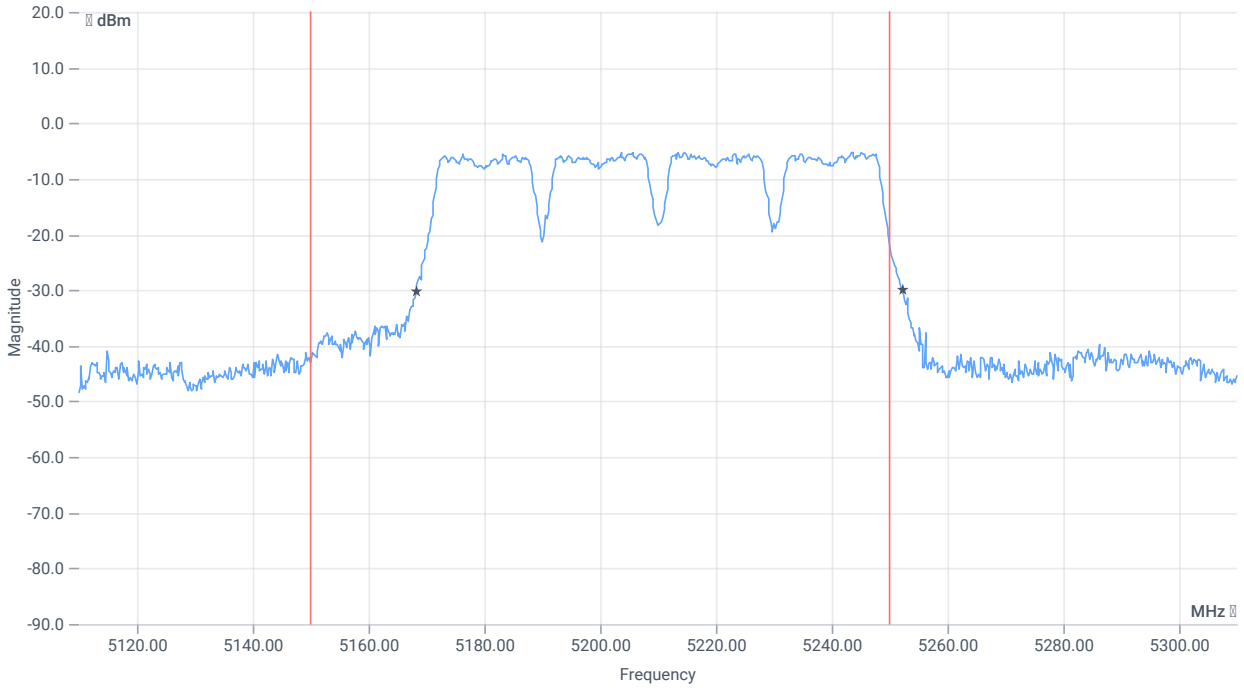

BW within band 26dB

RESULT

DESCRIPTION	LOWER LIMIT	UPPER LIMIT	MEASURED	UNIT	VERDICT
Bandwidth 26dB	---	---	84.2	MHz	INFO
T1 26dB	5150.000000	---	5168.2000	MHz	PASS
T2 26dB	---	5250.000000	5252.4000	MHz	DFS required

Verdict
PASS

FCC 15.407, ISED RSS247 # Bandwidths 99PCT and 20dB ~ WLAN5Gx ac-VHT80 mode U-NII-1

References

TC start	26.01.2024 18:31:59
Ambit temp [°C] | humidity [rel%]	26.8 | 30
System version	5.0.1.0
Standard | Version	FCC 15.407, ISED RSS247 | NI
Method	26dB Bandwidth KDB789033 D02, C.1 / ISED RSS-GEN
Description	FCC 15.407 Bandwidths - WLAN5Gx ac-VHT80 mode U-NII-1
Information	

EUT Common Settings WLAN5Gx

Number of antenna ports	1
User Interaction	No
Device class UNII_1	Client
Limit W52 japan	Standard

Equipment

Signal analyzer,Rohde&Schwarz,FSV-30,1321.3008K30/103170,3.60
Signaling unit,Rohde&Schwarz,CMW,1201.0002k75/102550,4.0.190
Switch matrix,cetecom advanced GmbH,USM,A001,1.0.0

Test Parameter

Technology to test	WLAN5Gx ac-VHT80 mode
EUT port	EUT1
Temperature	nom
Voltage	nom
Frequency low to test	False | Freq [MHz] 0
Frequency mid to test	True | Freq [MHz] 5210
Frequency high to test	False | Freq [MHz] 0
Auto control enabled power supply | Climatic Box	No | No
Additional path loss [dB]	0.5
Full path type	EUT_SA_GEN_SIG
Full path name	EUT1.SIG1/EUT1.SA/EUT1.GEN1/EUT1.GEN2/
Switch bits	00010001:00010001:00000000:00000001

Test at TX 5210 MHz

RESULT: Reference power cond.

DESCRIPTION	LOWER LIMIT	UPPER LIMIT	MEASURED	UNIT	VERDICT
Ref. power 1MHz/1MHz cond.	---	---	-5.34	dBm	INFO
Ref. frequency	---	---	5244.970	MHz	INFO

READ SA SETTINGS:

RefLevel [dBm] | RefLevelOffset [dB] | InpAtt [dB]	2.66 | 10.02 | 10
Start [MHz] | Stop [MHz]	5110.000 | 5310.000
RBW [MHz] | VBW [MHz]	1.000000 | 5.000000
Detector | TraceMode	POS | MAXH
Sweep: time [ms] | count | points per Section | type	1 | 2500 | 1001 | SWE

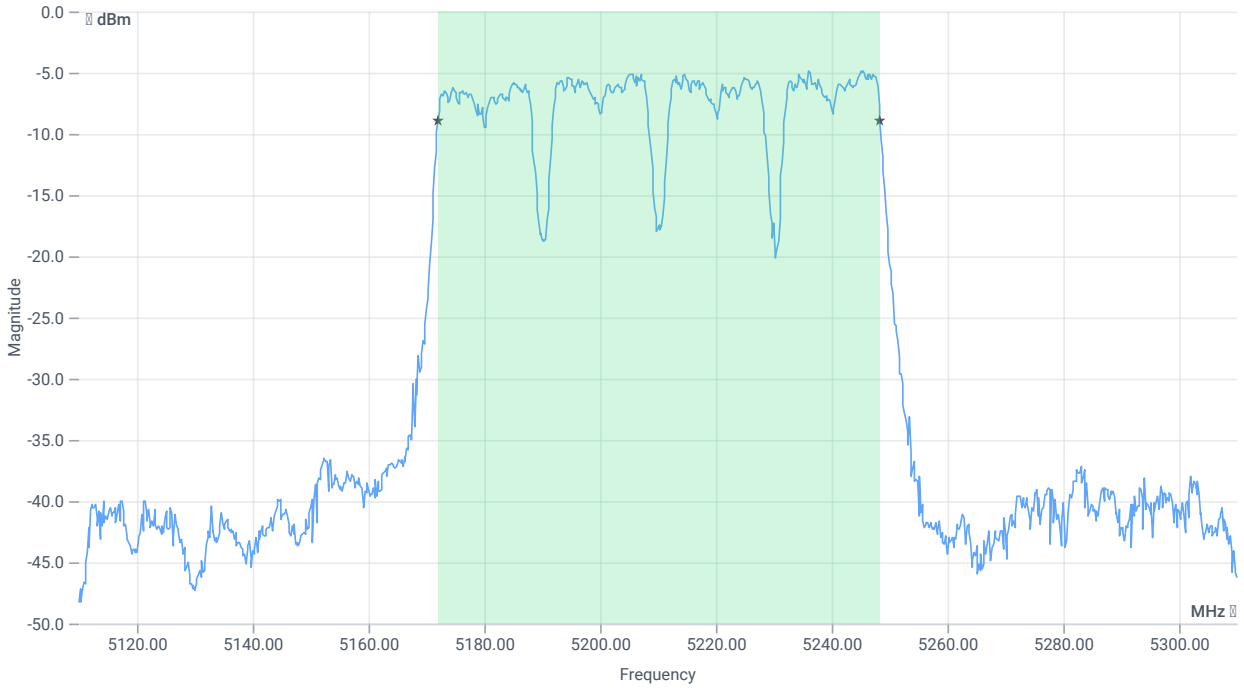

BW 99PCT

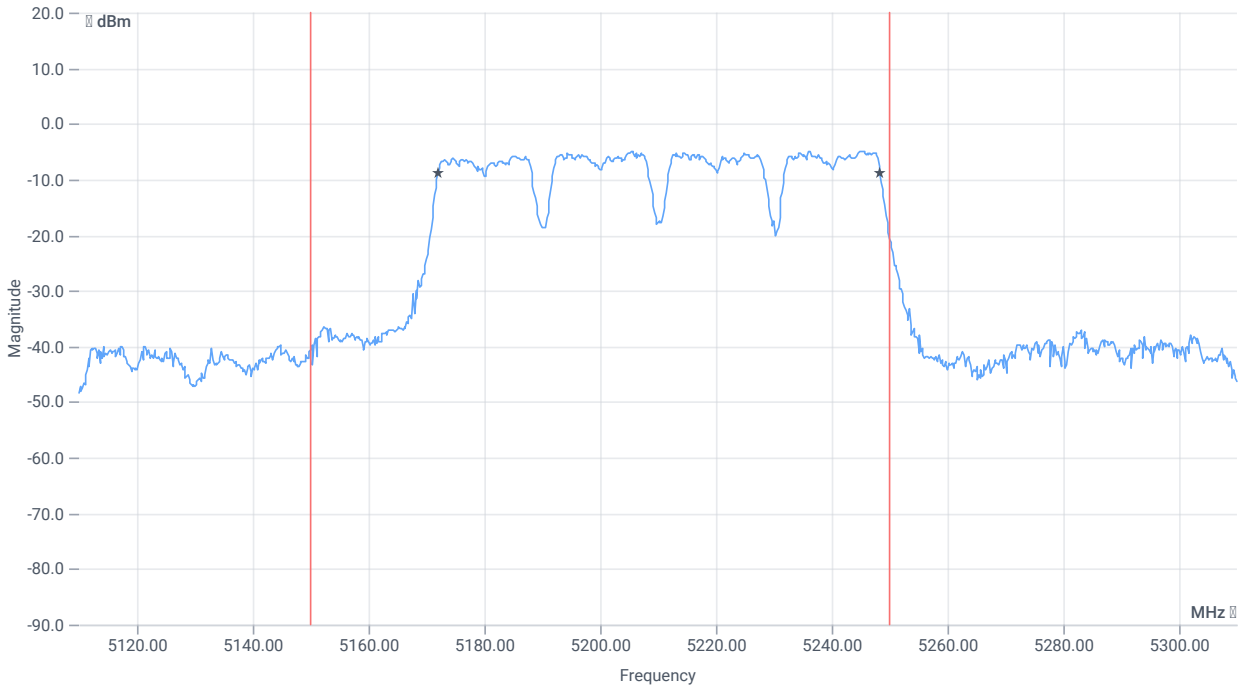

BW within band 99PCT

RESULT

DESCRIPTION	LOWER LIMIT	UPPER LIMIT	MEASURED	UNIT	VERDICT
Bandwidth 99%	---	---	76.324	MHz	INFO
T1 99%	5150.000000	---	5172.0380	MHz	PASS
T2 99%	---	5250.000000	5248.3616	MHz	PASS

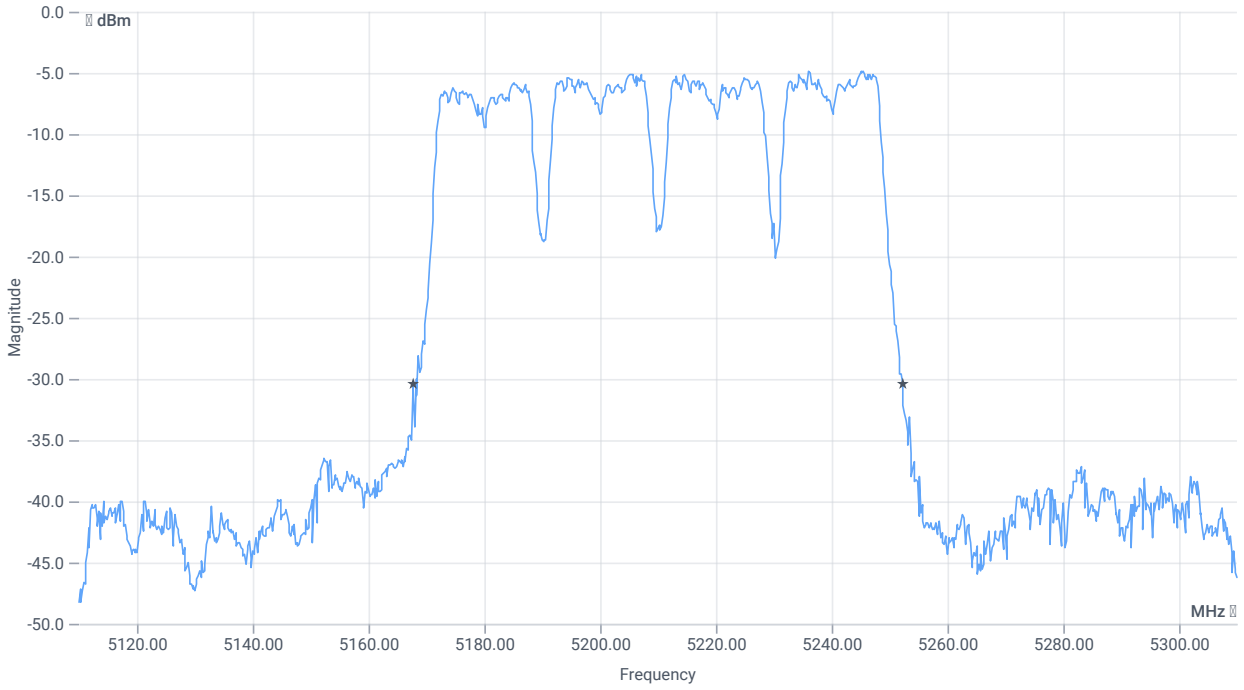

BW 26dB

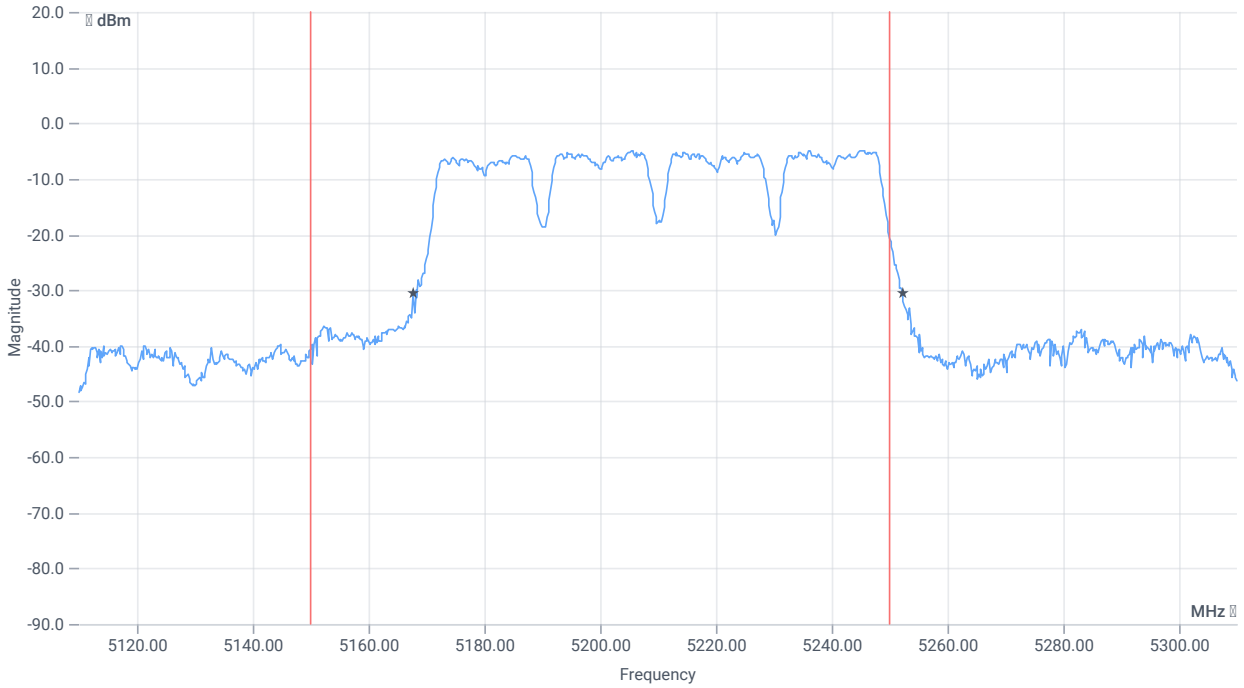

BW within band 26dB

RESULT

DESCRIPTION	LOWER LIMIT	UPPER LIMIT	MEASURED	UNIT	VERDICT
Bandwidth 26dB	---	---	84.6	MHz	INFO
T1 26dB	5150.000000	---	5167.6000	MHz	PASS
T2 26dB	---	5250.000000	5252.2000	MHz	DFS required

Verdict
PASS

FCC 15.407, ISED RSS247 # Bandwidths 99PCT and 20dB ~ WLAN5Gx n-HT40 mode U-NII-3

References

TC start	26.01.2024 18:20:41
Ambit temp [°C] | humidity [rel%]	26.8 | 32
System version	5.0.1.0
Standard | Version	FCC 15.407, ISED RSS247 | NI
Method	26dB Bandwidth KDB789033 D02, C.1 / ISED RSS-GEN
Description	FCC 15.407 Bandwidths - WLAN5Gx n-HT40 mode U-NII-3
Information	

EUT Common Settings WLAN5Gx

Number of antenna ports	1
User Interaction	No
Device class UNII_1	Client
Limit W52 japan	Standard

Equipment

Signal analyzer,Rohde&Schwarz,FSV-30,1321.3008K30/103170,3.60
Signaling unit,Rohde&Schwarz,CMW,1201.0002k75/102550,4.0.190
Switch matrix,cetecom advanced GmbH,USM,A001,1.0.0

Test Parameter

Technology to test	WLAN5Gx n-HT40 mode
EUT port	EUT2
Temperature	nom
Voltage	nom
Frequency low to test	False | Freq [MHz] 5755
Frequency mid to test	False | Freq [MHz] 0
Frequency high to test	True | Freq [MHz] 5795
Auto control enabled power supply | Climatic Box	No | No
Additional path loss [dB]	0.5
Full path type	EUT_SA_GEN_SIG
Full path name	EUT2.SIG1/EUT2.SA/EUT2.GEN1/EUT2.GEN2/
Switch bits	00100010:00010001:00000000:00000001

Test at TX 5795 MHz

RESULT: Reference power cond.

DESCRIPTION	LOWER LIMIT	UPPER LIMIT	MEASURED	UNIT	VERDICT
Ref. power 1MHz/1MHz cond.	---	---	-3.72	dBm	INFO
Ref. frequency	---	---	5781.810	MHz	INFO

READ SA SETTINGS:

RefLevel [dBm] | RefLevelOffset [dB] | InpAtt [dB]	4.28 | 10.41 | 10
Start [MHz] | Stop [MHz]	5745.000 | 5845.000
RBW [MHz] | VBW [MHz]	0.500000 | 3.000000
Detector | TraceMode	POS | MAXH
Sweep: time [ms] | count | points per Section | type	1 | 2500 | 1001 | SWE

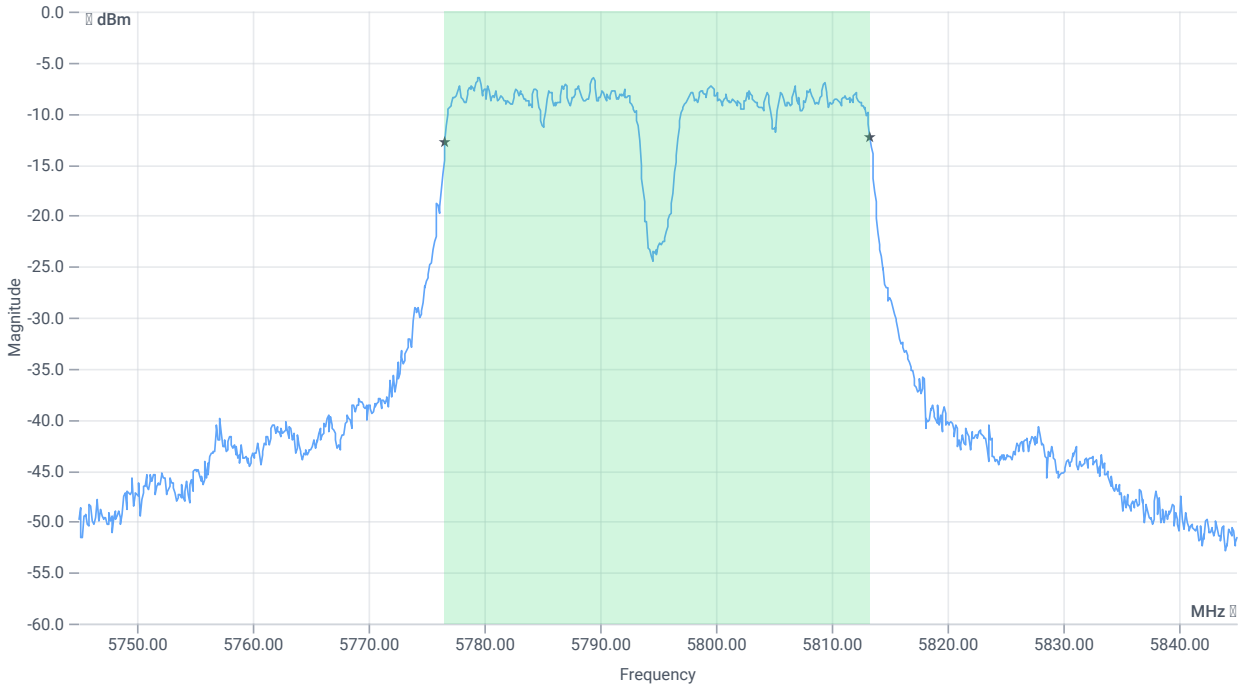

BW 99PCT

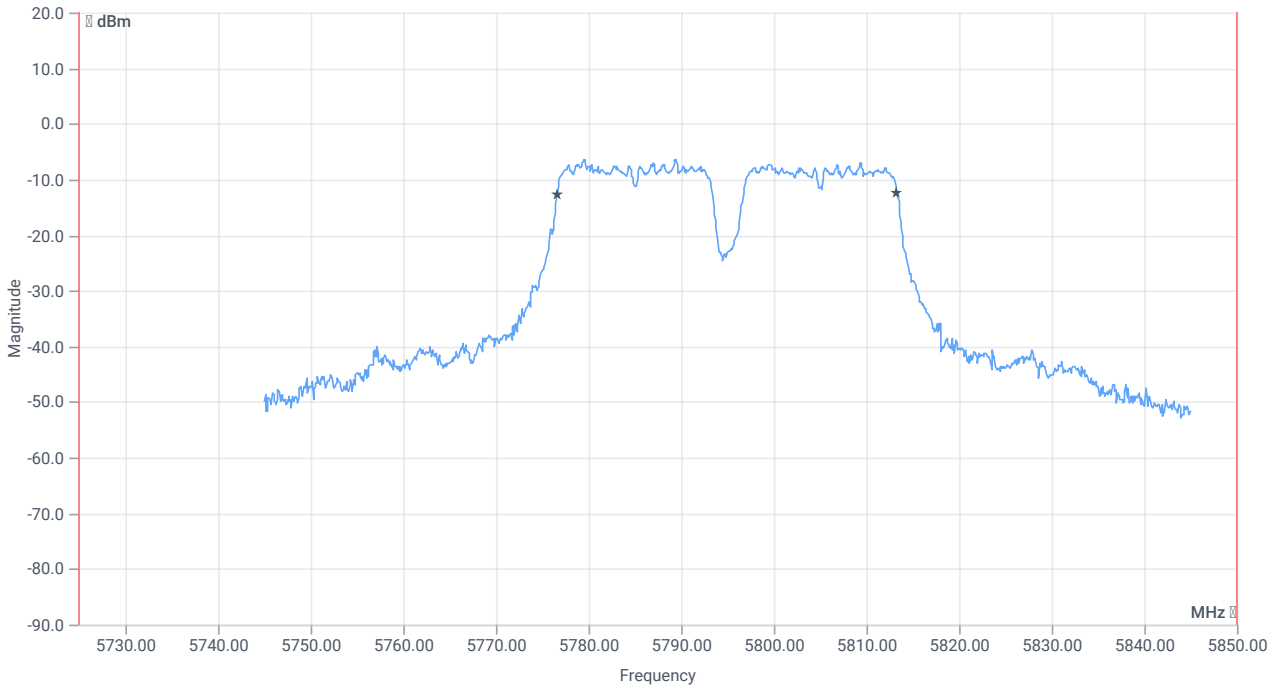

BW within band 99PCT

RESULT

DESCRIPTION	LOWER LIMIT	UPPER LIMIT	MEASURED	UNIT	VERDICT
Bandwidth 99%	---	---	36.663	MHz	INFO
T1 99%	5725.000000	---	5776.6184	MHz	PASS
T2 99%	---	5850.000000	5813.2817	MHz	PASS

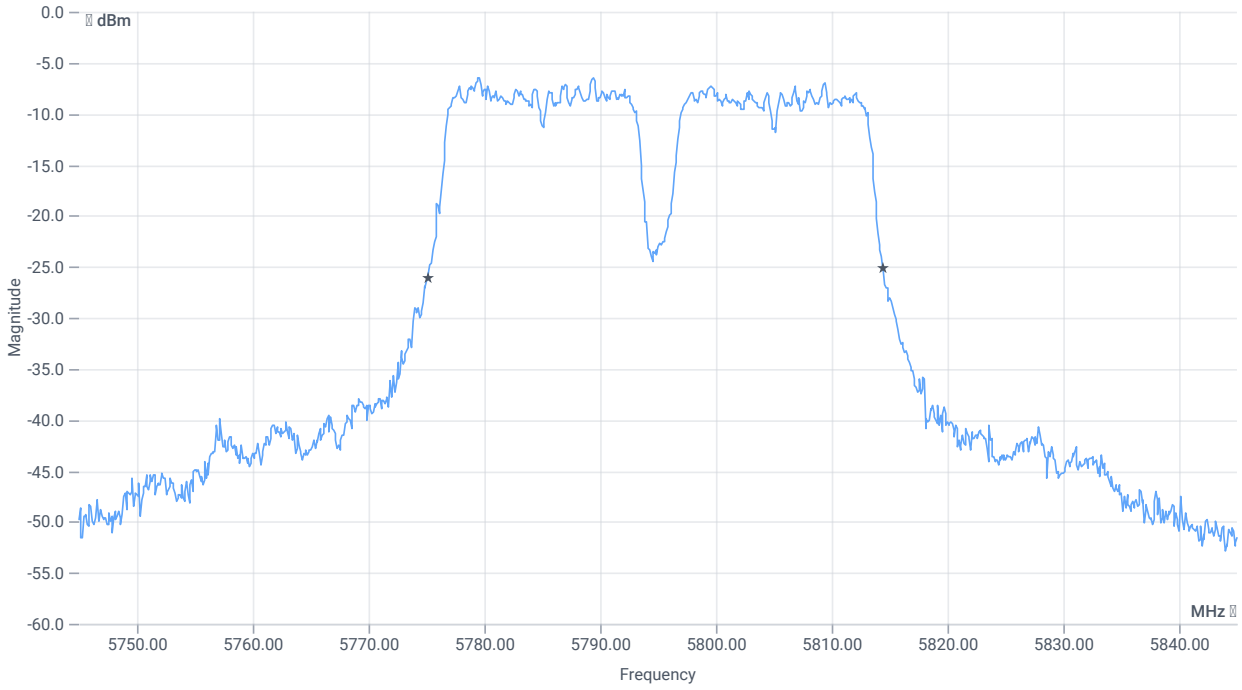

BW 20dB

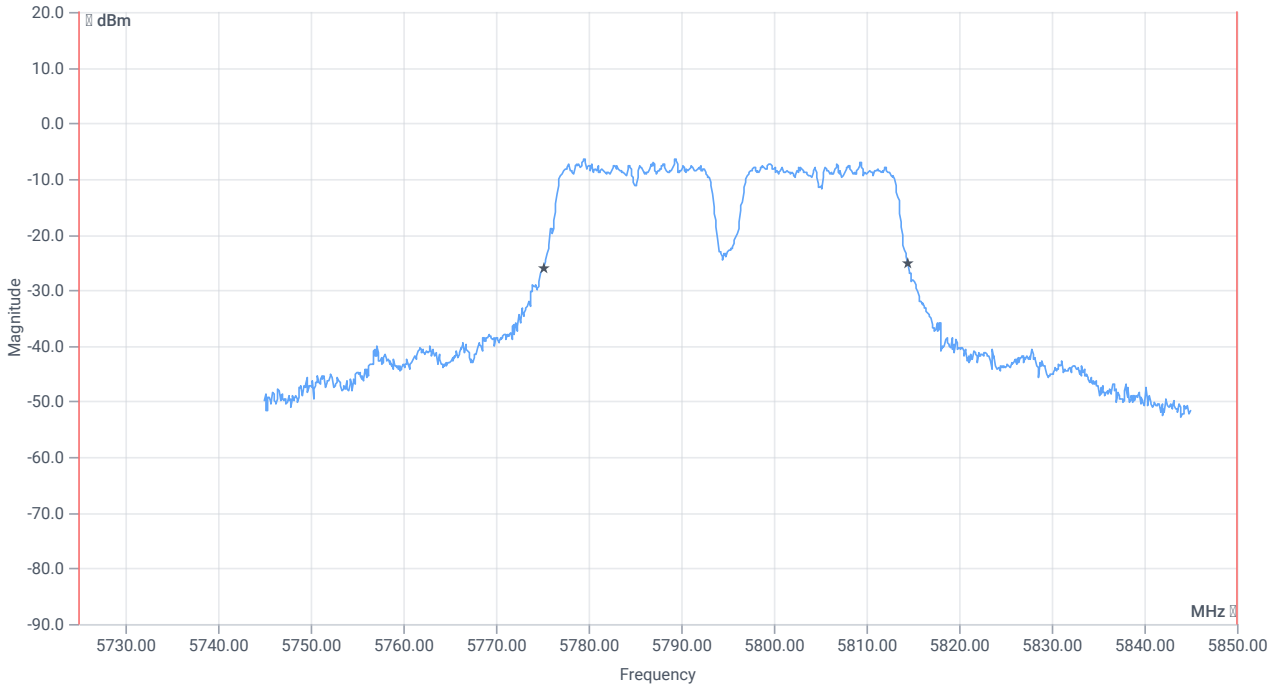

BW within band 20dB

RESULT

DESCRIPTION	LOWER LIMIT	UPPER LIMIT	MEASURED	UNIT	VERDICT
Bandwidth 20dB	---	---	39.4	MHz	INFO
T1 20dB	5725.000000	---	5775.1000	MHz	PASS
T2 20dB	---	5850.000000	5814.5000	MHz	PASS

Verdict
PASS

FCC 15.407, ISED RSS247 # Bandwidths 99PCT and 20dB ~ WLAN5Gx n-HT40 mode U-NII-3

References

TC start	26.01.2024 18:13:42
Ambit temp [°C] | humidity [rel%]	26.8 | 33
System version	5.0.1.0
Standard | Version	FCC 15.407, ISED RSS247 | NI
Method	26dB Bandwidth KDB789033 D02, C.1 / ISED RSS-GEN
Description	FCC 15.407 Bandwidths - WLAN5Gx n-HT40 mode U-NII-3
Information	

EUT Common Settings WLAN5Gx

Number of antenna ports	1
User Interaction	No
Device class UNII_1	Client
Limit W52 japan	Standard

Equipment

Signal analyzer,Rohde&Schwarz,FSV-30,1321.3008K30/103170,3.60
Signaling unit,Rohde&Schwarz,CMW,1201.0002k75/102550,4.0.190
Switch matrix,cetecom advanced GmbH,USM,A001,1.0.0

Test Parameter

Technology to test	WLAN5Gx n-HT40 mode
EUT port	EUT1
Temperature	nom
Voltage	nom
Frequency low to test	False | Freq [MHz] 5755
Frequency mid to test	False | Freq [MHz] 0
Frequency high to test	True | Freq [MHz] 5795
Auto control enabled power supply | Climatic Box	No | No
Additional path loss [dB]	0.5
Full path type	EUT_SA_GEN_SIG
Full path name	EUT1.SIG1/EUT1.SA/EUT1.GEN1/EUT1.GEN2/
Switch bits	00010001:00010001:00000000:00000001

Test at TX 5795 MHz

RESULT: Reference power cond.

DESCRIPTION	LOWER LIMIT	UPPER LIMIT	MEASURED	UNIT	VERDICT
Ref. power 1MHz/1MHz cond.	---	---	-3.52	dBm	INFO
Ref. frequency	---	---	5790.200	MHz	INFO

READ SA SETTINGS:

RefLevel [dBm] | RefLevelOffset [dB] | InpAtt [dB]	4.48 | 10.37 | 10
Start [MHz] | Stop [MHz]	5745.000 | 5845.000
RBW [MHz] | VBW [MHz]	0.500000 | 3.000000
Detector | TraceMode	POS | MAXH
Sweep: time [ms] | count | points per Section | type	1 | 2500 | 1001 | SWE

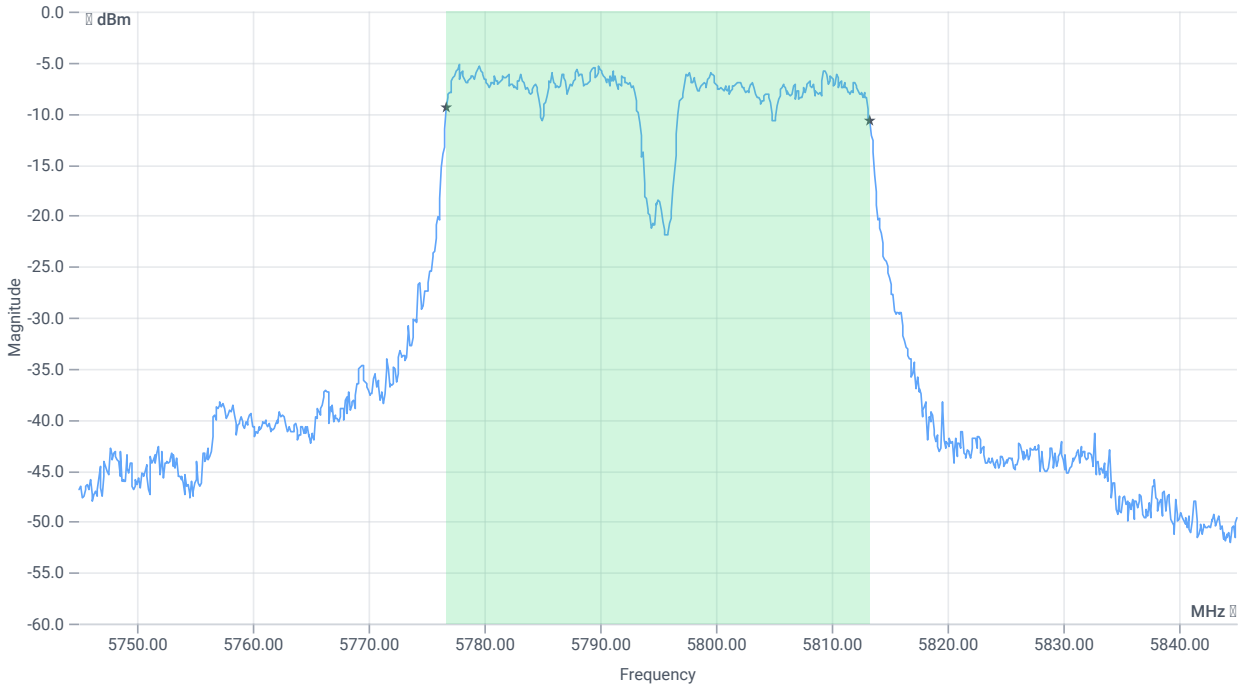

BW 99PCT

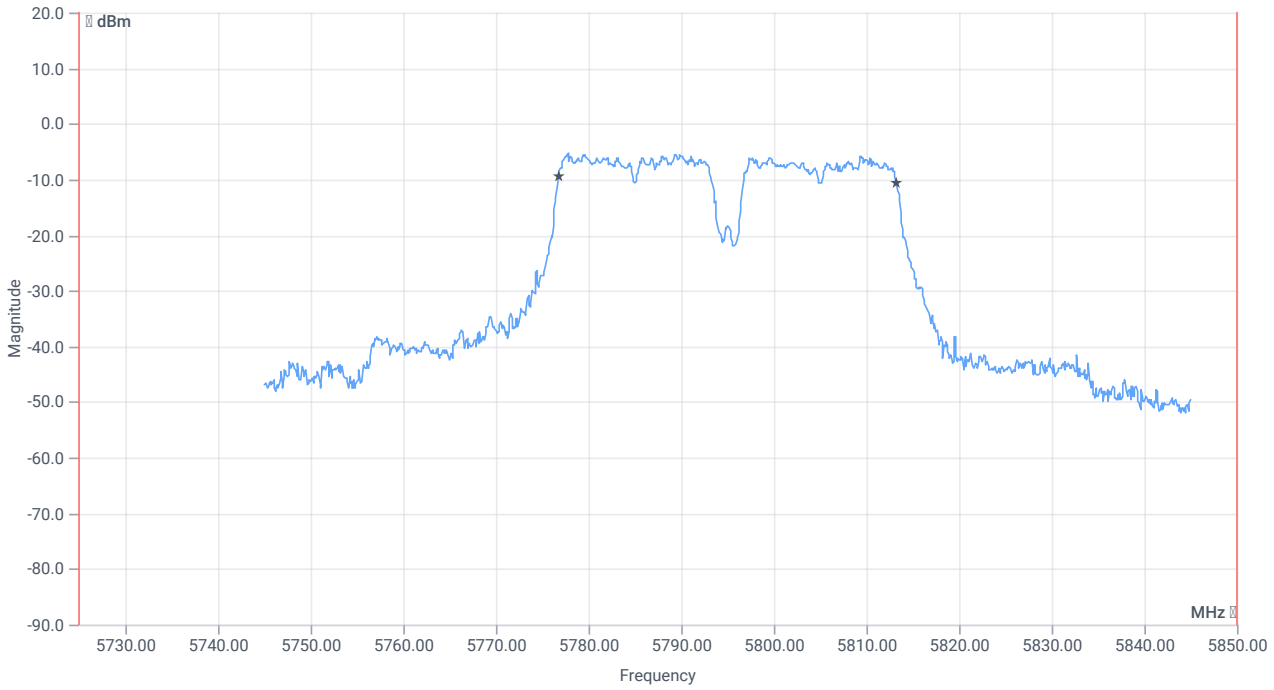

BW within band 99PCT

RESULT

DESCRIPTION	LOWER LIMIT	UPPER LIMIT	MEASURED	UNIT	VERDICT
Bandwidth 99%	---	---	36.563	MHz	INFO
T1 99%	5725.000000	---	5776.7183	MHz	PASS
T2 99%	---	5850.000000	5813.2817	MHz	PASS

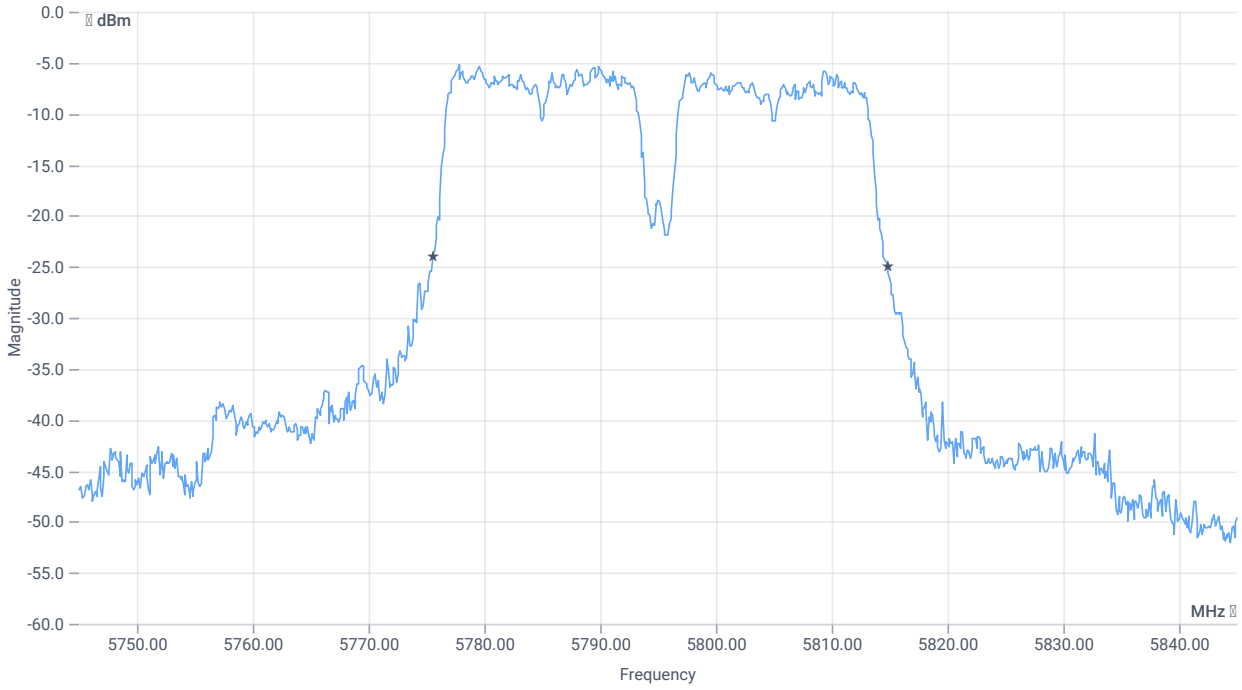

BW 20dB

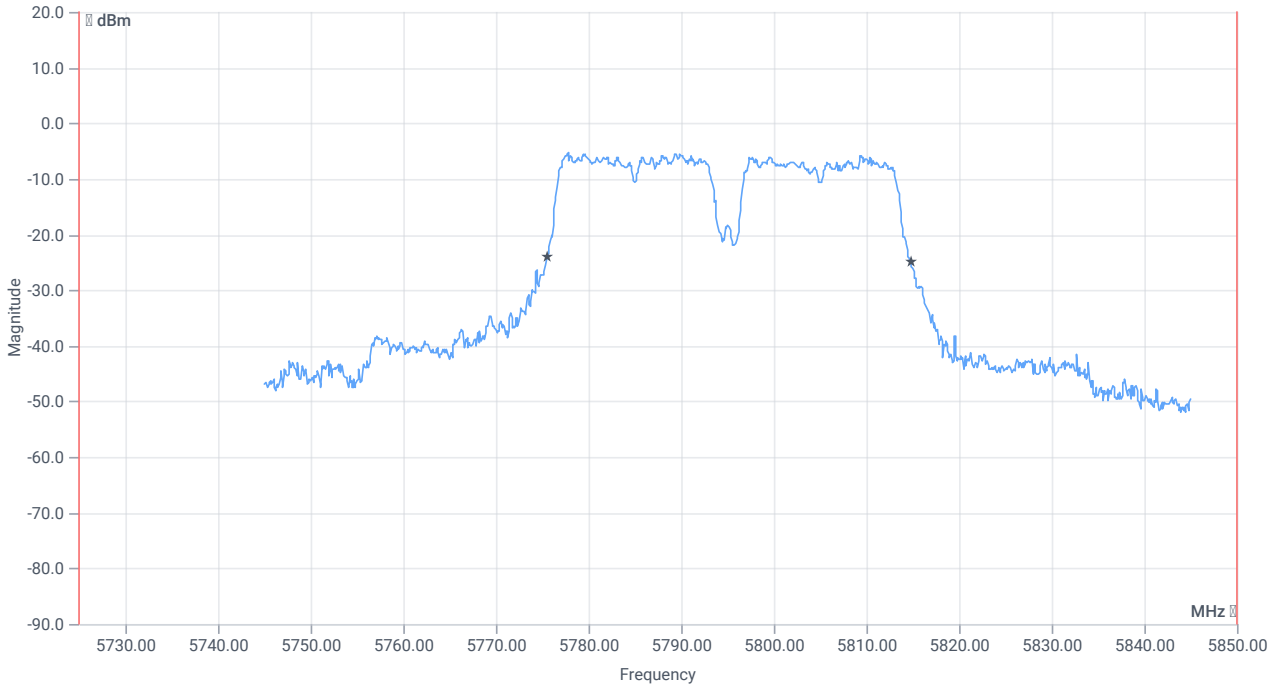

BW within band 20dB

RESULT

DESCRIPTION	LOWER LIMIT	UPPER LIMIT	MEASURED	UNIT	VERDICT
Bandwidth 20dB	---	---	39.3	MHz	INFO
T1 20dB	5725.000000	---	5775.5000	MHz	PASS
T2 20dB	---	5850.000000	5814.8000	MHz	PASS

Verdict
PASS

FCC 15.407, ISED RSS247 # Bandwidths 99PCT and 20dB ~ WLAN5Gx n-HT40 mode U-NII-3

References

TC start	26.01.2024 18:02:12
Ambit temp [°C] | humidity [rel%]	26.8 | 33
System version	5.0.1.0
Standard | Version	FCC 15.407, ISED RSS247 | NI
Method	26dB Bandwidth KDB789033 D02, C.1 / ISED RSS-GEN
Description	FCC 15.407 Bandwidths - WLAN5Gx n-HT40 mode U-NII-3
Information	

EUT Common Settings WLAN5Gx

Number of antenna ports	1
User Interaction	No
Device class UNII_1	Client
Limit W52 japan	Standard

Equipment

Signal analyzer,Rohde&Schwarz,FSV-30,1321.3008K30/103170,3.60
Signaling unit,Rohde&Schwarz,CMW,1201.0002k75/102550,4.0.190
Switch matrix,cetecom advanced GmbH,USM,A001,1.0.0

Test Parameter

Technology to test	WLAN5Gx n-HT40 mode
EUT port	EUT2
Temperature	nom
Voltage	nom
Frequency low to test	True | Freq [MHz] 5755
Frequency mid to test	False | Freq [MHz] 0
Frequency high to test	False | Freq [MHz] 5795
Auto control enabled power supply | Climatic Box	No | No
Additional path loss [dB]	0.5
Full path type	EUT_SA_GEN_SIG
Full path name	EUT2.SIG1/EUT2.SA/EUT2.GEN1/EUT2.GEN2/
Switch bits	00100010:00010001:00000000:00000001

Test at TX 5755 MHz

RESULT: Reference power cond.

DESCRIPTION	LOWER LIMIT	UPPER LIMIT	MEASURED	UNIT	VERDICT
Ref. power 1MHz/1MHz cond.	---	---	-4.23	dBm	INFO
Ref. frequency	---	---	5751.800	MHz	INFO

READ SA SETTINGS:

RefLevel [dBm] | RefLevelOffset [dB] | InpAtt [dB]	3.77 | 10.41 | 10
Start [MHz] | Stop [MHz]	5705.000 | 5805.000
RBW [MHz] | VBW [MHz]	0.500000 | 3.000000
Detector | TraceMode	POS | MAXH
Sweep: time [ms] | count | points per Section | type	1 | 2500 | 1001 | SWE

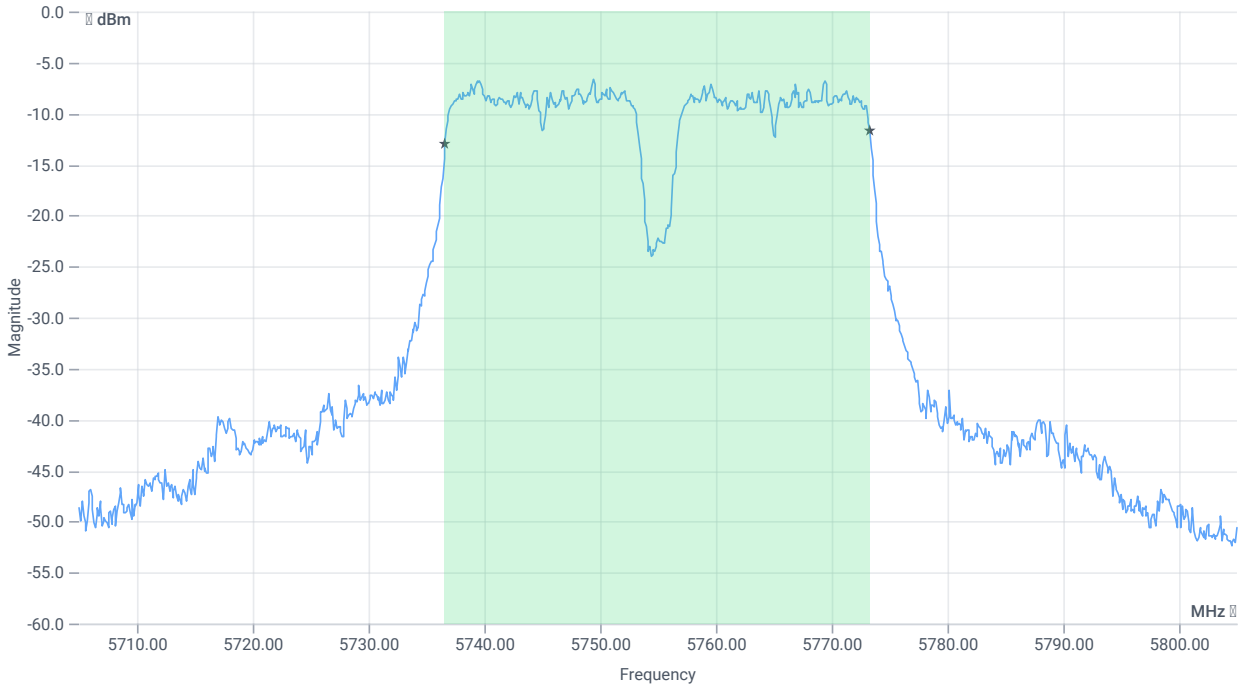

BW 99PCT

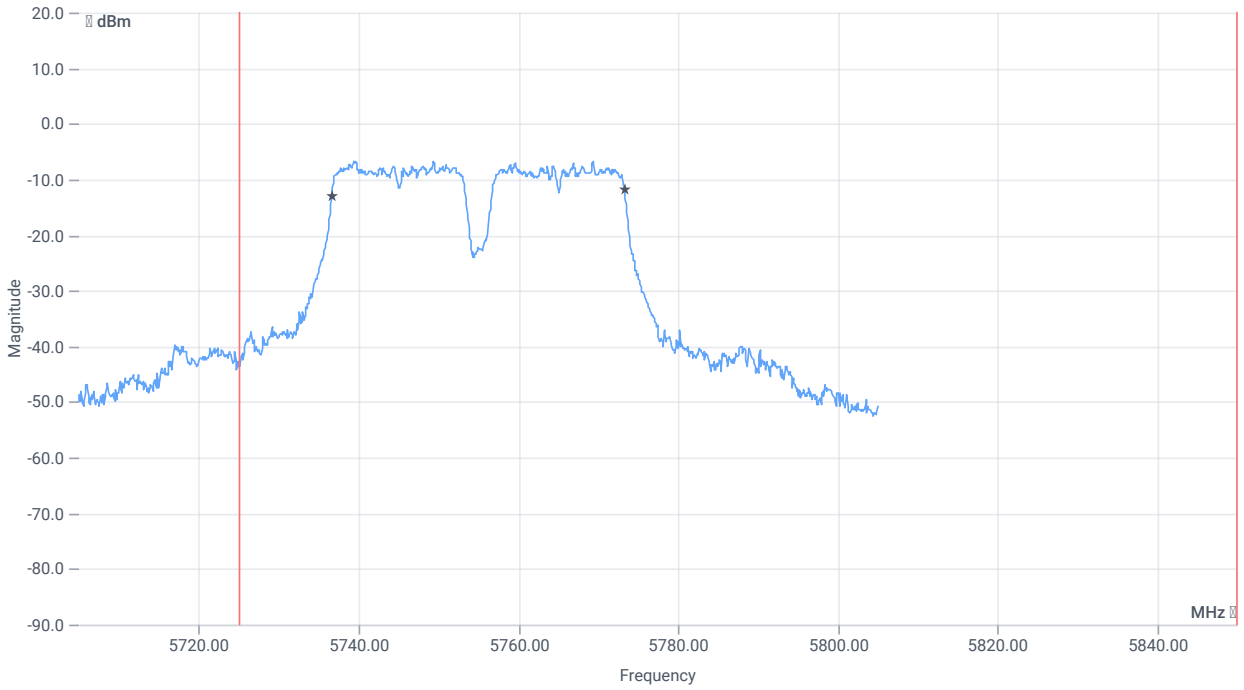

BW within band 99PCT

RESULT

DESCRIPTION	LOWER LIMIT	UPPER LIMIT	MEASURED	UNIT	VERDICT
Bandwidth 99%	---	---	36.663	MHz	INFO
T1 99%	5725.000000	---	5736.6184	MHz	PASS
T2 99%	---	5850.000000	5773.2817	MHz	PASS

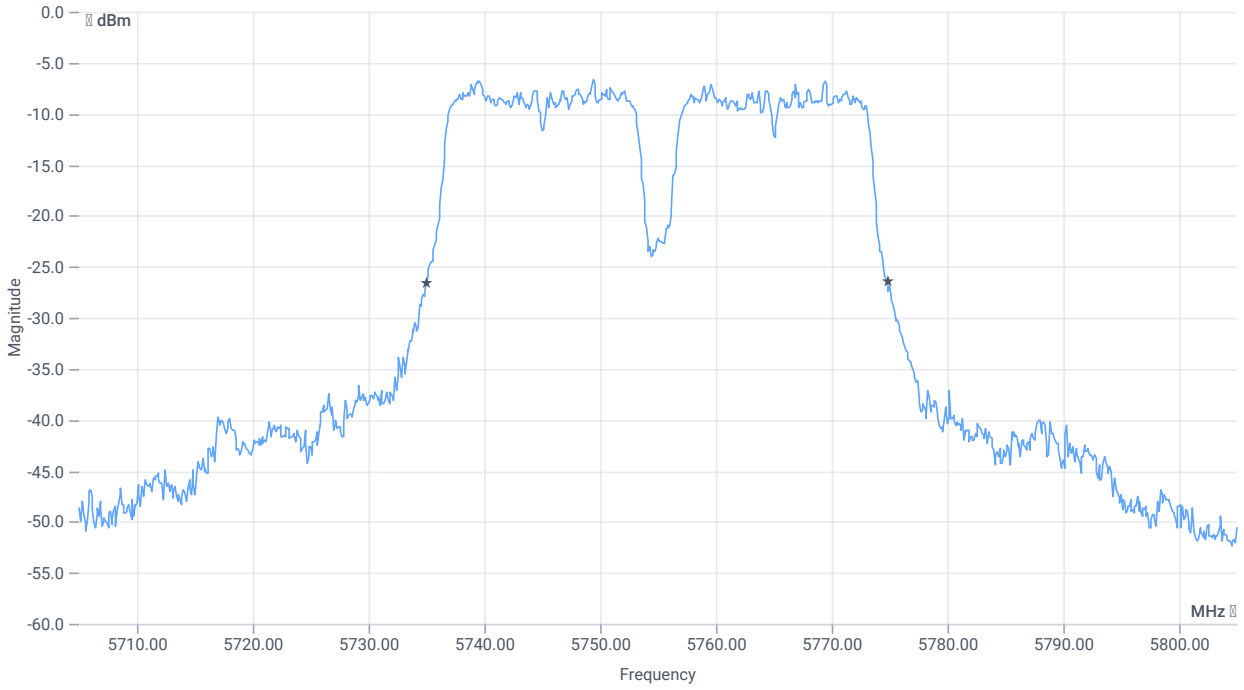

BW 20dB

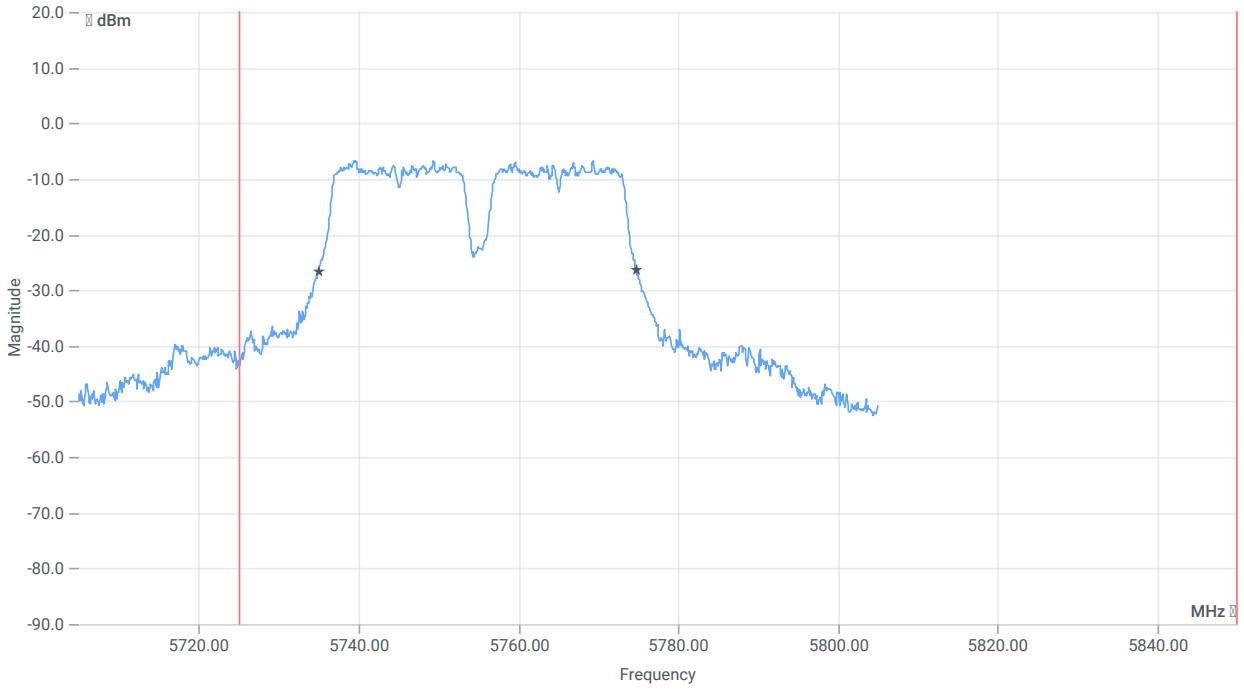

BW within band 20dB

RESULT

DESCRIPTION	LOWER LIMIT	UPPER LIMIT	MEASURED	UNIT	VERDICT
Bandwidth 20dB	---	---	39.8	MHz	INFO
T1 20dB	5725.000000	---	5735.0000	MHz	PASS
T2 20dB	---	5850.000000	5774.8000	MHz	PASS

Verdict
PASS

FCC 15.407, ISED RSS247 # Bandwidths 99PCT and 20dB ~ WLAN5Gx n-HT40 mode U-NII-3

References

TC start	26.01.2024 17:55:13
Ambit temp [°C] | humidity [rel%]	26.8 | 35
System version	5.0.1.0
Standard | Version	FCC 15.407, ISED RSS247 | NI
Method	26dB Bandwidth KDB789033 D02, C.1 / ISED RSS-GEN
Description	FCC 15.407 Bandwidths - WLAN5Gx n-HT40 mode U-NII-3
Information	

EUT Common Settings WLAN5Gx

Number of antenna ports	1
User Interaction	No
Device class UNII_1	Client
Limit W52 japan	Standard

Equipment

Signal analyzer,Rohde&Schwarz,FSV-30,1321.3008K30/103170,3.60
Signaling unit,Rohde&Schwarz,CMW,1201.0002k75/102550,4.0.190
Switch matrix,cetecom advanced GmbH,USM,A001,1.0.0

Test Parameter

Technology to test	WLAN5Gx n-HT40 mode
EUT port	EUT1
Temperature	nom
Voltage	nom
Frequency low to test	True | Freq [MHz] 5755
Frequency mid to test	False | Freq [MHz] 0
Frequency high to test	False | Freq [MHz] 5795
Auto control enabled power supply | Climatic Box	No | No
Additional path loss [dB]	0.5
Full path type	EUT_SA_GEN_SIG
Full path name	EUT1.SIG1/EUT1.SA/EUT1.GEN1/EUT1.GEN2/
Switch bits	00010001:00010001:00000000:00000001

Test at TX 5755 MHz

RESULT: Reference power cond.

DESCRIPTION	LOWER LIMIT	UPPER LIMIT	MEASURED	UNIT	VERDICT
Ref. power 1MHz/1MHz cond.	---	---	-2.44	dBm	INFO
Ref. frequency	---	---	5769.790	MHz	INFO

READ SA SETTINGS:

RefLevel [dBm] | RefLevelOffset [dB] | InpAtt [dB]	5.56 | 10.39 | 15
Start [MHz] | Stop [MHz]	5705.000 | 5805.000
RBW [MHz] | VBW [MHz]	0.500000 | 3.000000
Detector | TraceMode	POS | MAXH
Sweep: time [ms] | count | points per Section | type	1 | 2500 | 1001 | SWE

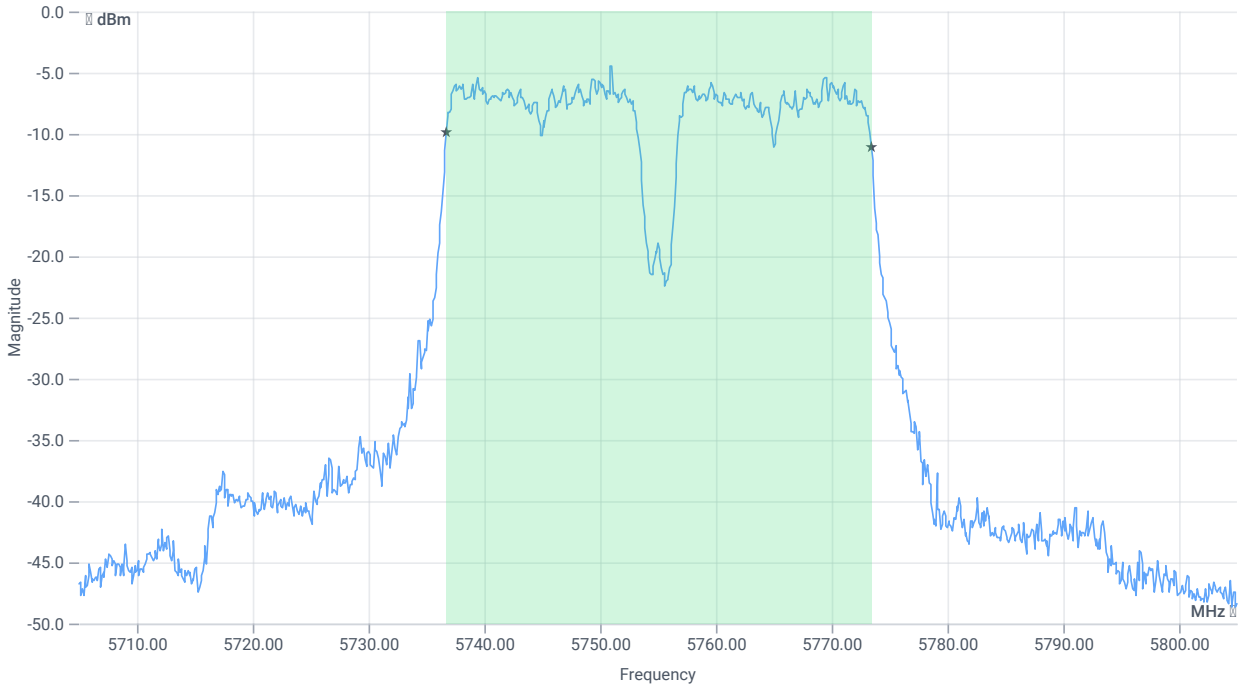

BW 99PCT

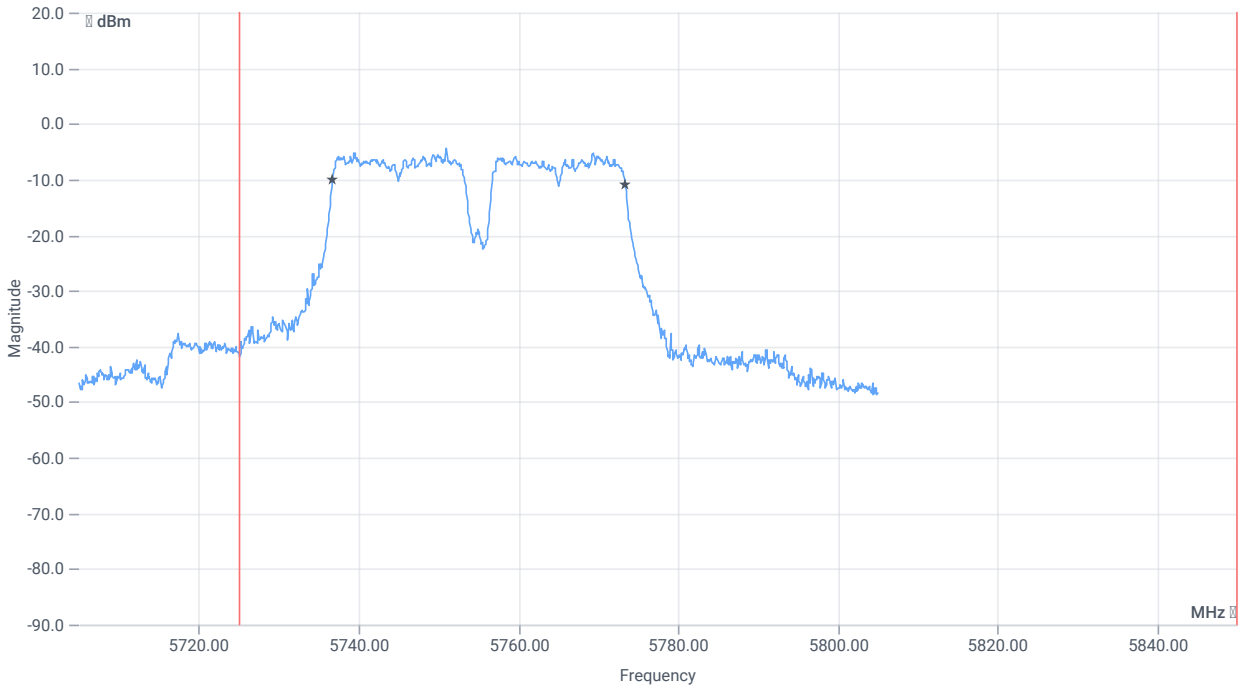

BW within band 99PCT

RESULT

DESCRIPTION	LOWER LIMIT	UPPER LIMIT	MEASURED	UNIT	VERDICT
Bandwidth 99%	---	---	36.663	MHz	INFO
T1 99%	5725.000000	---	5736.7183	MHz	PASS
T2 99%	---	5850.000000	5773.3816	MHz	PASS

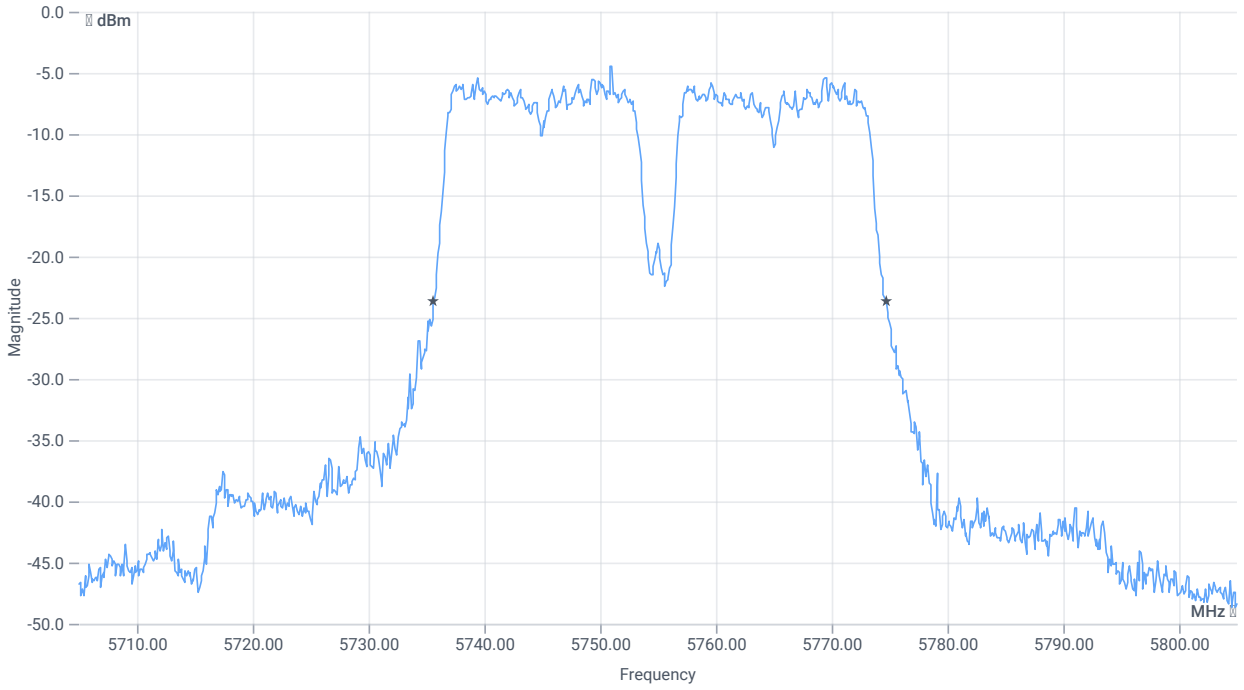

BW 20dB

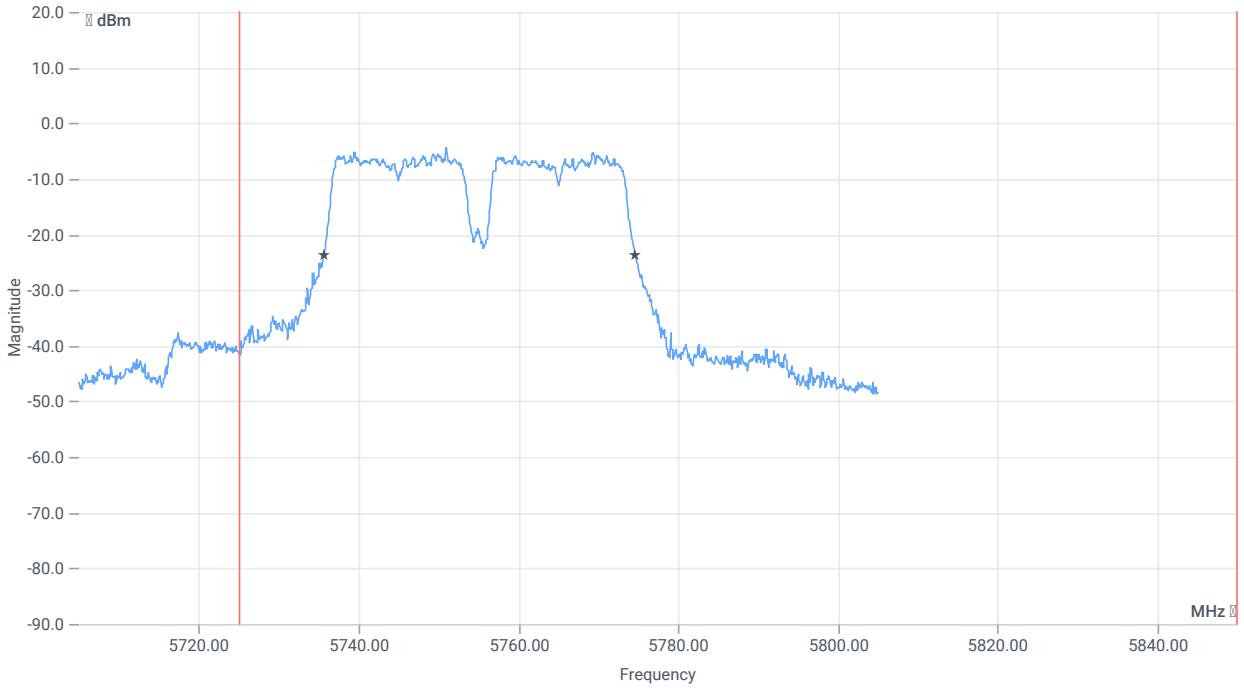

BW within band 20dB

RESULT

DESCRIPTION	LOWER LIMIT	UPPER LIMIT	MEASURED	UNIT	VERDICT
Bandwidth 20dB	---	---	39.1	MHz	INFO
T1 20dB	5725.000000	---	5735.6000	MHz	PASS
T2 20dB	---	5850.000000	5774.7000	MHz	PASS

Verdict
PASS

FCC 15.407, ISED RSS247 # Bandwidths 99PCT and 20dB ~ WLAN5Gx n-HT40 mode U-NII-1

References

TC start	26.01.2024 17:47:37
Ambit temp [°C] | humidity [rel%]	26.9 | 35
System version	5.0.1.0
Standard | Version	FCC 15.407, ISED RSS247 | NI
Method	26dB Bandwidth KDB789033 D02, C.1 / ISED RSS-GEN
Description	FCC 15.407 Bandwidths - WLAN5Gx n-HT40 mode U-NII-1
Information	

EUT Common Settings WLAN5Gx

Number of antenna ports	1
User Interaction	No
Device class UNII_1	Client
Limit W52 japan	Standard

Equipment

Signal analyzer,Rohde&Schwarz,FSV-30,1321.3008K30/103170,3.60
Signaling unit,Rohde&Schwarz,CMW,1201.0002k75/102550,4.0.190
Switch matrix,cetecom advanced GmbH,USM,A001,1.0.0

Test Parameter

Technology to test	WLAN5Gx n-HT40 mode
EUT port	EUT2
Temperature	nom
Voltage	nom
Frequency low to test	False | Freq [MHz] 5190
Frequency mid to test	False | Freq [MHz] 0
Frequency high to test	True | Freq [MHz] 5230
Auto control enabled power supply | Climatic Box	No | No
Additional path loss [dB]	0.5
Full path type	EUT_SA_GEN_SIG
Full path name	EUT2.SIG1/EUT2.SA/EUT2.GEN1/EUT2.GEN2/
Switch bits	00100010:00010001:00000000:00000001

Test at TX 5230 MHz

RESULT: Reference power cond.

DESCRIPTION	LOWER LIMIT	UPPER LIMIT	MEASURED	UNIT	VERDICT
Ref. power 1MHz/1MHz cond.	---	---	-1.94	dBm	INFO
Ref. frequency	---	---	5225.000	MHz	INFO

READ SA SETTINGS:

RefLevel [dBm] | RefLevelOffset [dB] | InpAtt [dB]	6.06 | 9.97 | 15
Start [MHz] | Stop [MHz]	5180.000 | 5280.000
RBW [MHz] | VBW [MHz]	0.500000 | 3.000000
Detector | TraceMode	POS | MAXH
Sweep: time [ms] | count | points per Section | type	1 | 2500 | 1001 | SWE

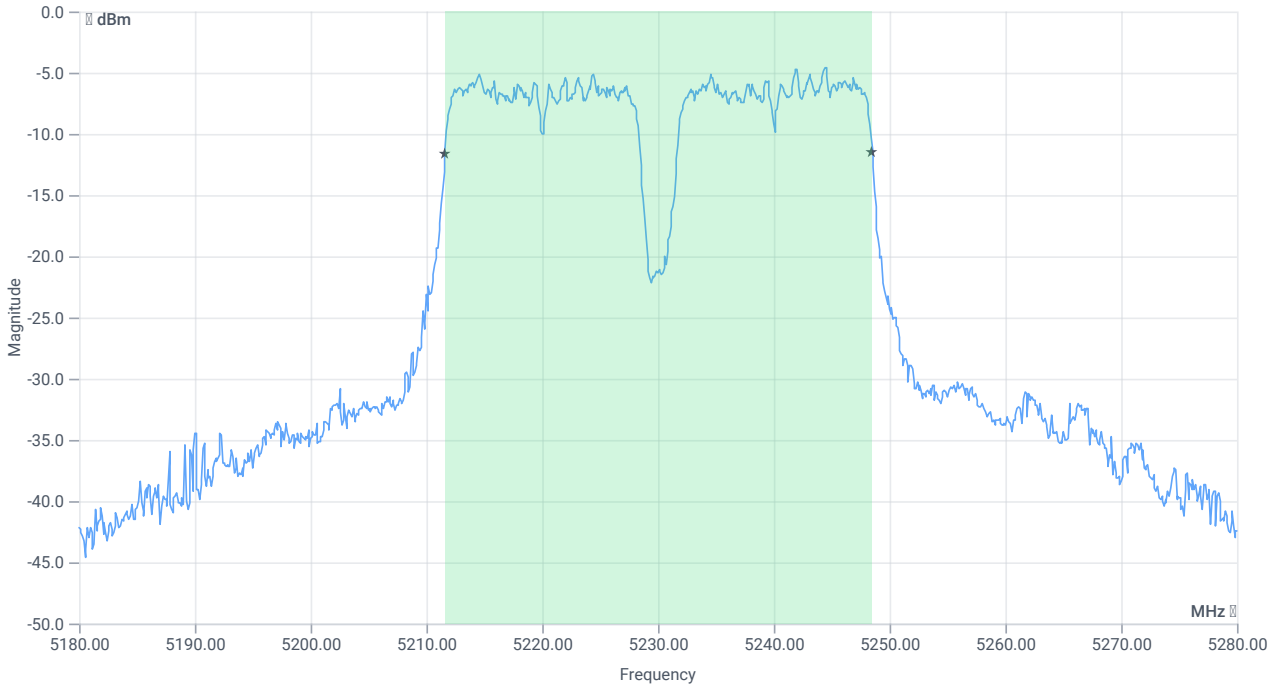

BW 99PCT

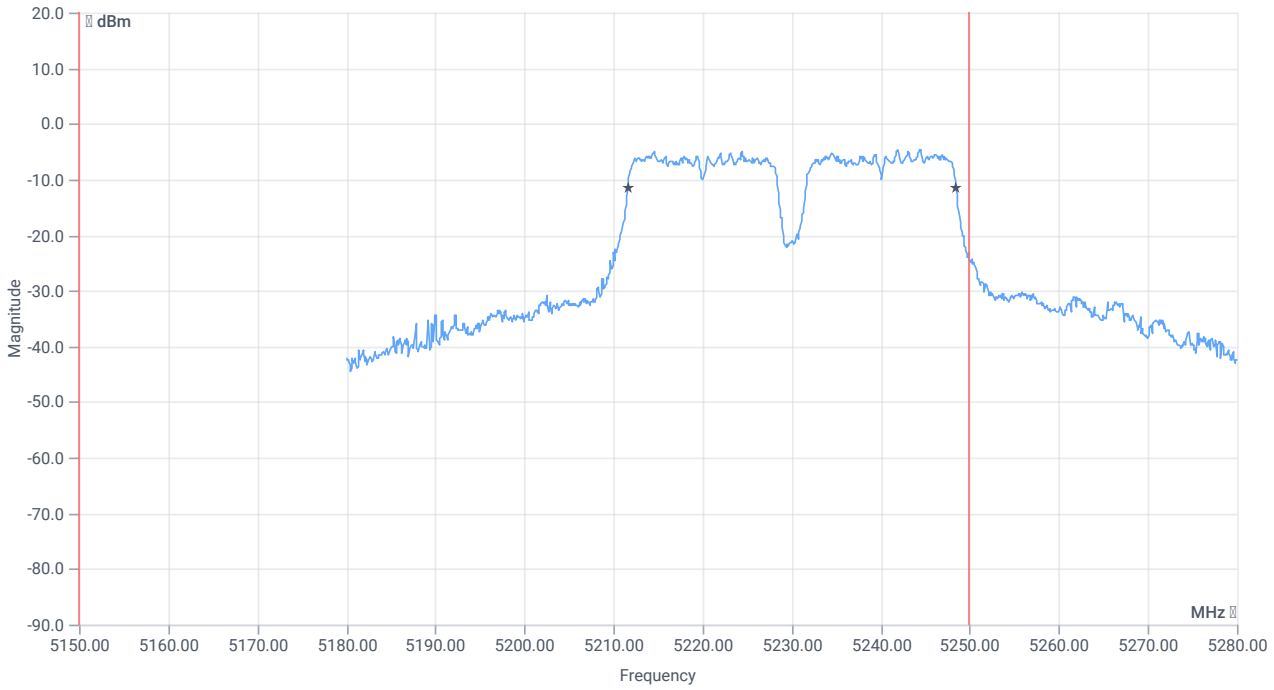

BW within band 99PCT

RESULT

DESCRIPTION	LOWER LIMIT	UPPER LIMIT	MEASURED	UNIT	VERDICT
Bandwidth 99%	---	---	36.863	MHz	INFO
T1 99%	5150.000000	---	5211.6184	MHz	PASS
T2 99%	---	5250.000000	5248.4815	MHz	PASS

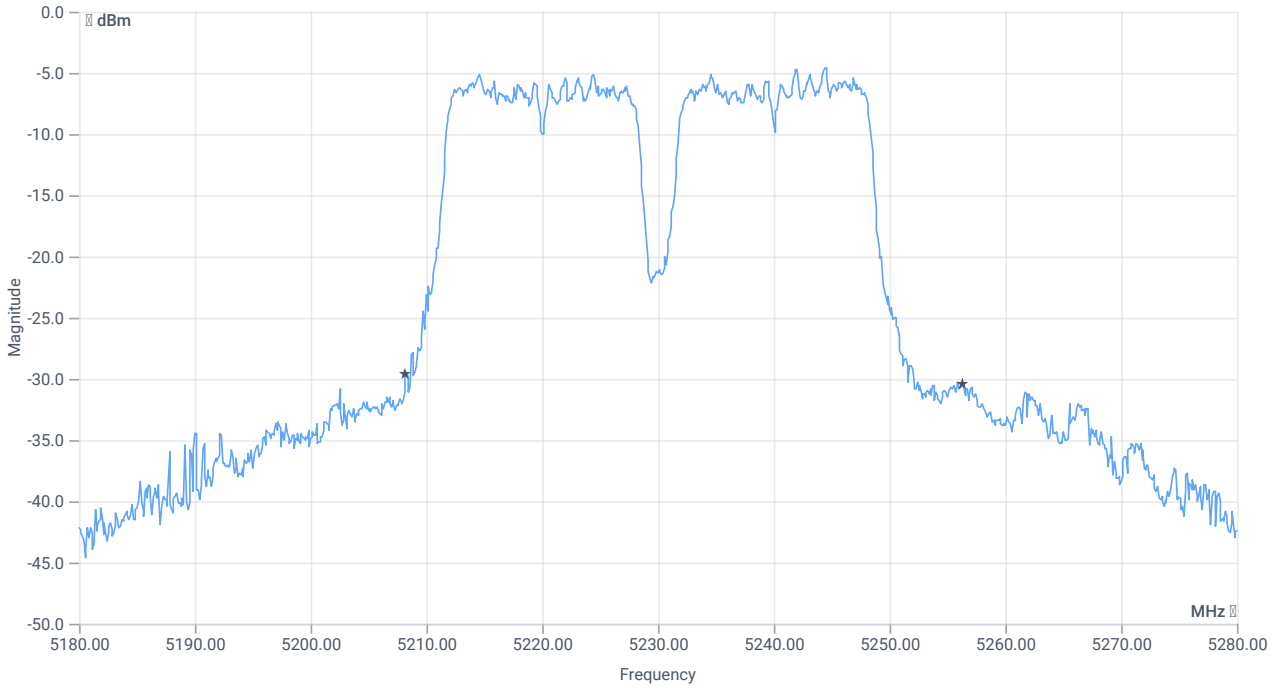

BW 26dB

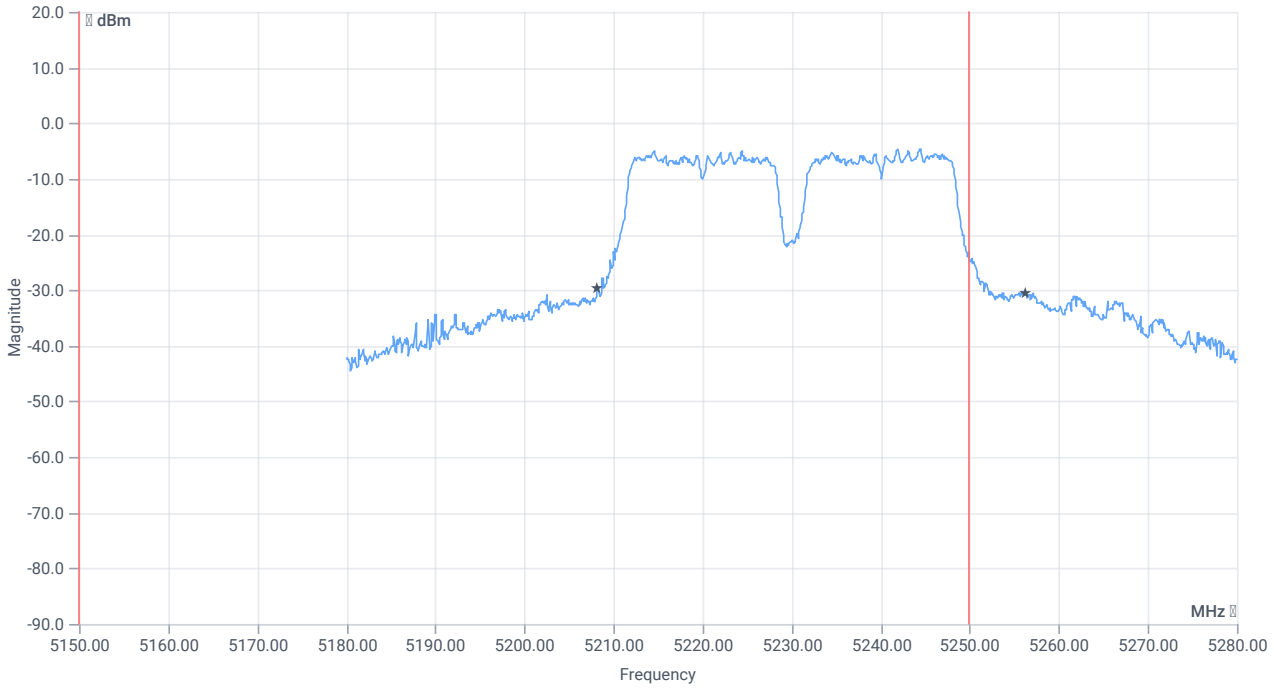

BW within band 26dB

RESULT

DESCRIPTION	LOWER LIMIT	UPPER LIMIT	MEASURED	UNIT	VERDICT
Bandwidth 26dB	---	---	48.1	MHz	INFO
T1 26dB	5150.000000	---	5208.2000	MHz	PASS
T2 26dB	---	5250.000000	5256.3000	MHz	DFS required

Verdict
PASS

FCC 15.407, ISED RSS247 # Bandwidths 99PCT and 20dB ~ WLAN5Gx n-HT40 mode U-NII-1

References

TC start	26.01.2024 17:43:25
Ambit temp [°C] | humidity [rel%]	26.8 | 36
System version	5.0.1.0
Standard | Version	FCC 15.407, ISED RSS247 | NI
Method	26dB Bandwidth KDB789033 D02, C.1 / ISED RSS-GEN
Description	FCC 15.407 Bandwidths - WLAN5Gx n-HT40 mode U-NII-1
Information	

EUT Common Settings WLAN5Gx

Number of antenna ports	1
User Interaction	No
Device class UNII_1	Client
Limit W52 japan	Standard

Equipment

Signal analyzer,Rohde&Schwarz,FSV-30,1321.3008K30/103170,3.60
Signaling unit,Rohde&Schwarz,CMW,1201.0002k75/102550,4.0.190
Switch matrix,cetecom advanced GmbH,USM,A001,1.0.0

Test Parameter

Technology to test	WLAN5Gx n-HT40 mode
EUT port	EUT1
Temperature	nom
Voltage	nom
Frequency low to test	False | Freq [MHz] 5190
Frequency mid to test	False | Freq [MHz] 0
Frequency high to test	True | Freq [MHz] 5230
Auto control enabled power supply | Climatic Box	No | No
Additional path loss [dB]	0.5
Full path type	EUT_SA_GEN_SIG
Full path name	EUT1.SIG1/EUT1.SA/EUT1.GEN1/EUT1.GEN2/
Switch bits	00010001:00010001:00000000:00000001

Test at TX 5230 MHz

RESULT: Reference power cond.

DESCRIPTION	LOWER LIMIT	UPPER LIMIT	MEASURED	UNIT	VERDICT
Ref. power 1MHz/1MHz cond.	---	---	-1.72	dBm	INFO
Ref. frequency	---	---	5212.620	MHz	INFO

READ SA SETTINGS:

RefLevel [dBm] | RefLevelOffset [dB] | InpAtt [dB]	6.28 | 9.95 | 15
Start [MHz] | Stop [MHz]	5180.000 | 5280.000
RBW [MHz] | VBW [MHz]	0.500000 | 3.000000
Detector | TraceMode	POS | MAXH
Sweep: time [ms] | count | points per Section | type	1 | 2500 | 1001 | SWE

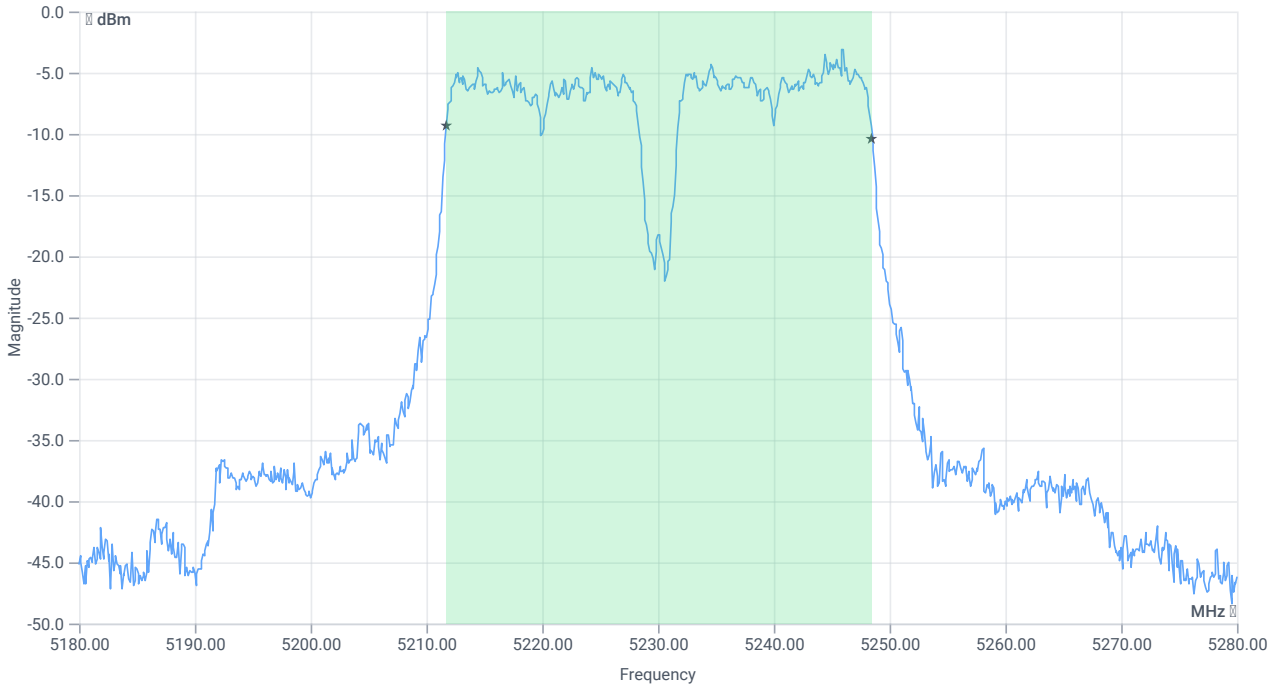

BW 99PCT

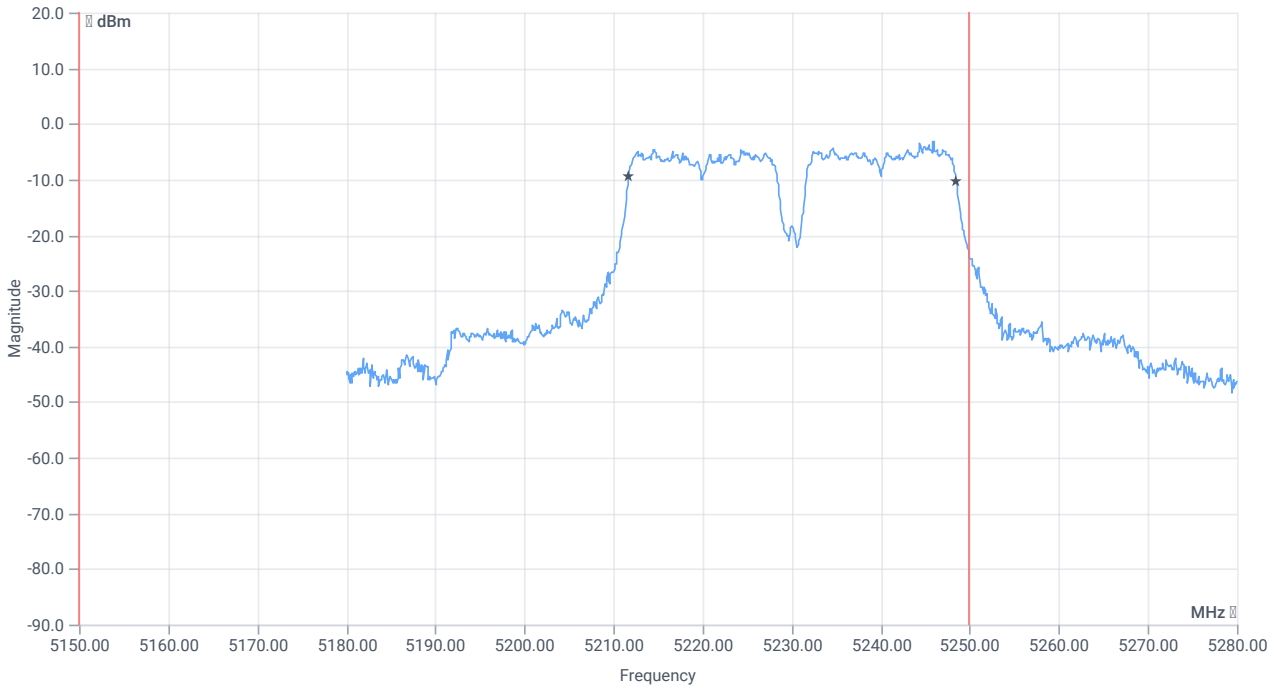

BW within band 99PCT

RESULT

DESCRIPTION	LOWER LIMIT	UPPER LIMIT	MEASURED	UNIT	VERDICT
Bandwidth 99%	---	---	36.763	MHz	INFO
T1 99%	5150.000000	---	5211.7183	MHz	PASS
T2 99%	---	5250.000000	5248.4815	MHz	PASS

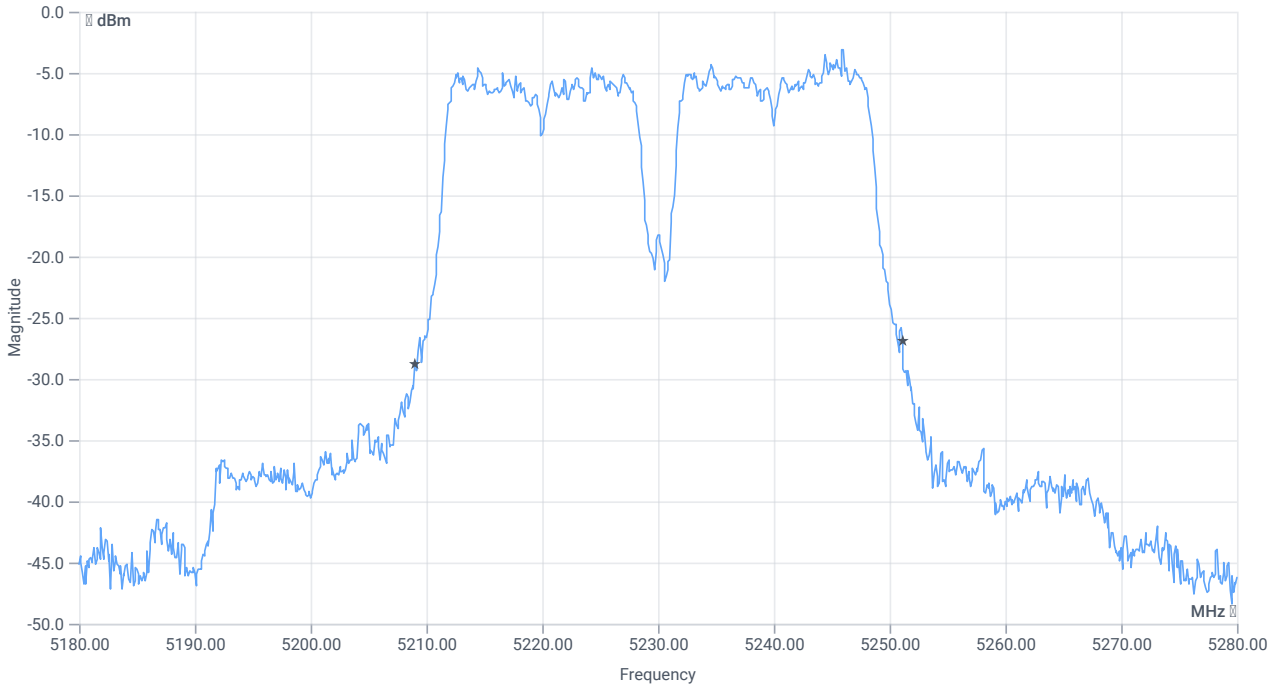

BW 26dB

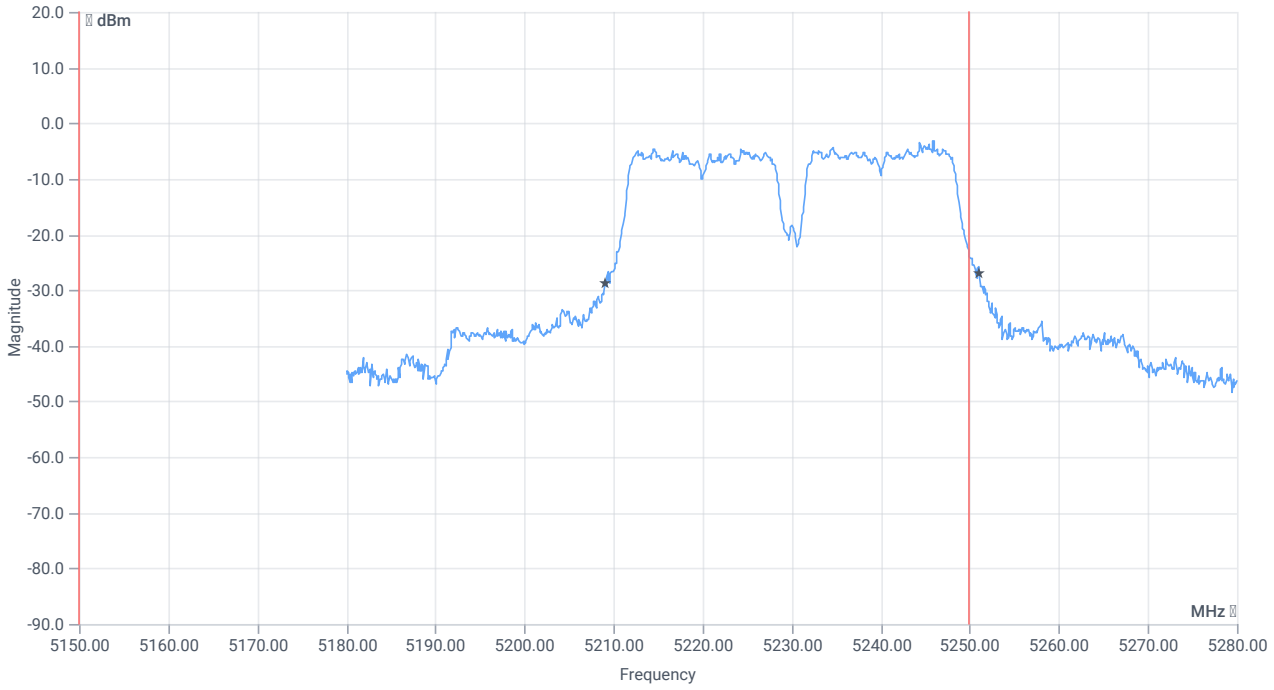

BW within band 26dB

RESULT

DESCRIPTION	LOWER LIMIT	UPPER LIMIT	MEASURED	UNIT	VERDICT
Bandwidth 26dB	---	---	42.1	MHz	INFO
T1 26dB	5150.000000	---	5209.0000	MHz	PASS
T2 26dB	---	5250.000000	5251.1000	MHz	DFS required

Verdict
PASS

FCC 15.407, ISED RSS247 # Bandwidths 99PCT and 20dB ~ WLAN5Gx n-HT40 mode U-NII-1

References

TC start	26.01.2024 17:38:11
Ambit temp [°C] | humidity [rel%]	26.8 | 36
System version	5.0.1.0
Standard | Version	FCC 15.407, ISED RSS247 | NI
Method	26dB Bandwidth KDB789033 D02, C.1 / ISED RSS-GEN
Description	FCC 15.407 Bandwidths - WLAN5Gx n-HT40 mode U-NII-1
Information	

EUT Common Settings WLAN5Gx

Number of antenna ports	1
User Interaction	No
Device class UNII_1	Client
Limit W52 japan	Standard

Equipment

Signal analyzer,Rohde&Schwarz,FSV-30,1321.3008K30/103170,3.60
Signaling unit,Rohde&Schwarz,CMW,1201.0002k75/102550,4.0.190
Switch matrix,cetecom advanced GmbH,USM,A001,1.0.0

Test Parameter

Technology to test	WLAN5Gx n-HT40 mode
EUT port	EUT2
Temperature	nom
Voltage	nom
Frequency low to test	True | Freq [MHz] 5190
Frequency mid to test	False | Freq [MHz] 0
Frequency high to test	False | Freq [MHz] 5230
Auto control enabled power supply | Climatic Box	No | No
Additional path loss [dB]	0.5
Full path type	EUT_SA_GEN_SIG
Full path name	EUT2.SIG1/EUT2.SA/EUT2.GEN1/EUT2.GEN2/
Switch bits	00100010:00010001:00000000:00000001

Test at TX 5190 MHz

RESULT: Reference power cond.

DESCRIPTION	LOWER LIMIT	UPPER LIMIT	MEASURED	UNIT	VERDICT
Ref. power 1MHz/1MHz cond.	---	---	-2.57	dBm	INFO
Ref. frequency	---	---	5172.820	MHz	INFO

READ SA SETTINGS:

RefLevel [dBm] | RefLevelOffset [dB] | InpAtt [dB]	5.43 | 10.04 | 15
Start [MHz] | Stop [MHz]	5140.000 | 5240.000
RBW [MHz] | VBW [MHz]	0.500000 | 3.000000
Detector | TraceMode	POS | MAXH
Sweep: time [ms] | count | points per Section | type	1 | 2500 | 1001 | SWE

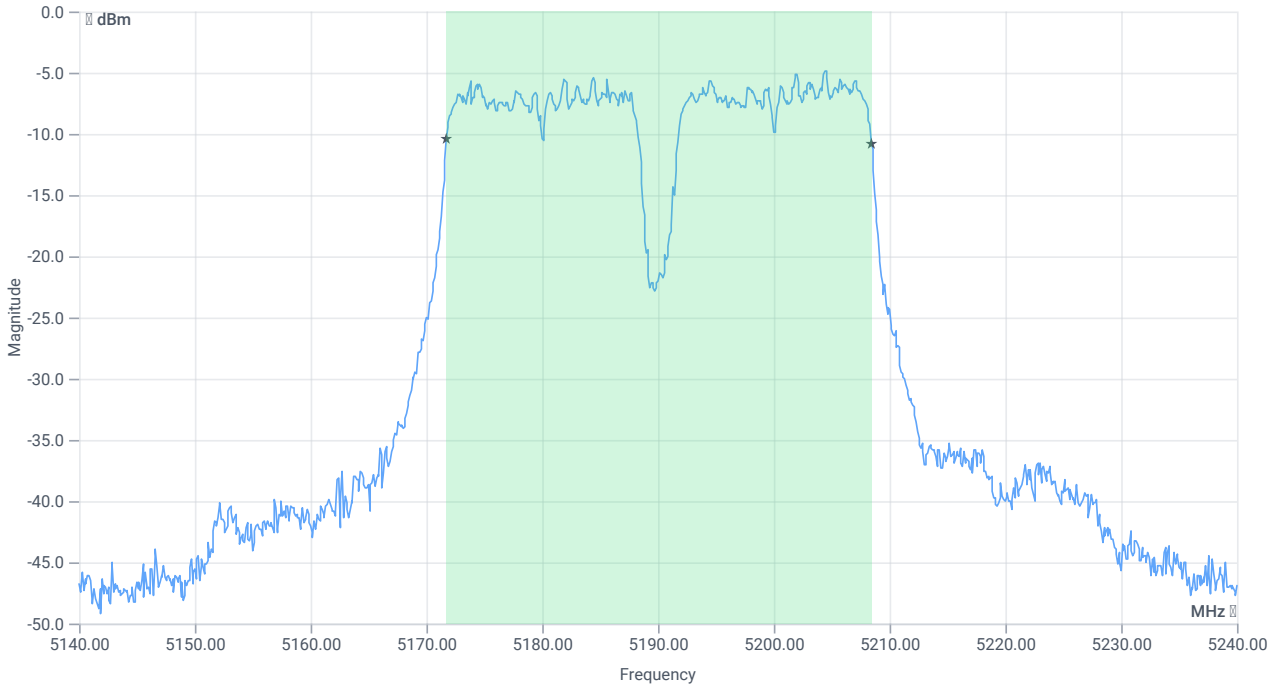

BW 99PCT

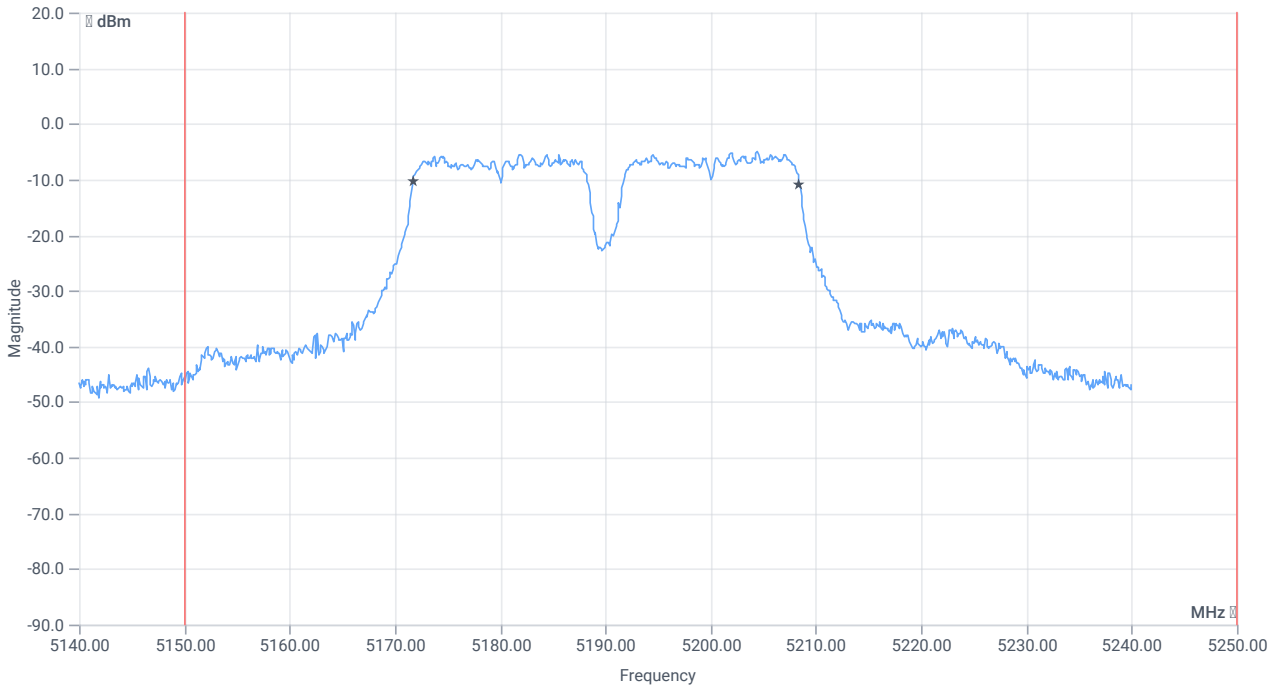

BW within band 99PCT

RESULT

DESCRIPTION	LOWER LIMIT	UPPER LIMIT	MEASURED	UNIT	VERDICT
Bandwidth 99%	---	---	36.663	MHz	INFO
T1 99%	5150.000000	---	5171.7183	MHz	PASS
T2 99%	---	5250.000000	5208.3816	MHz	PASS

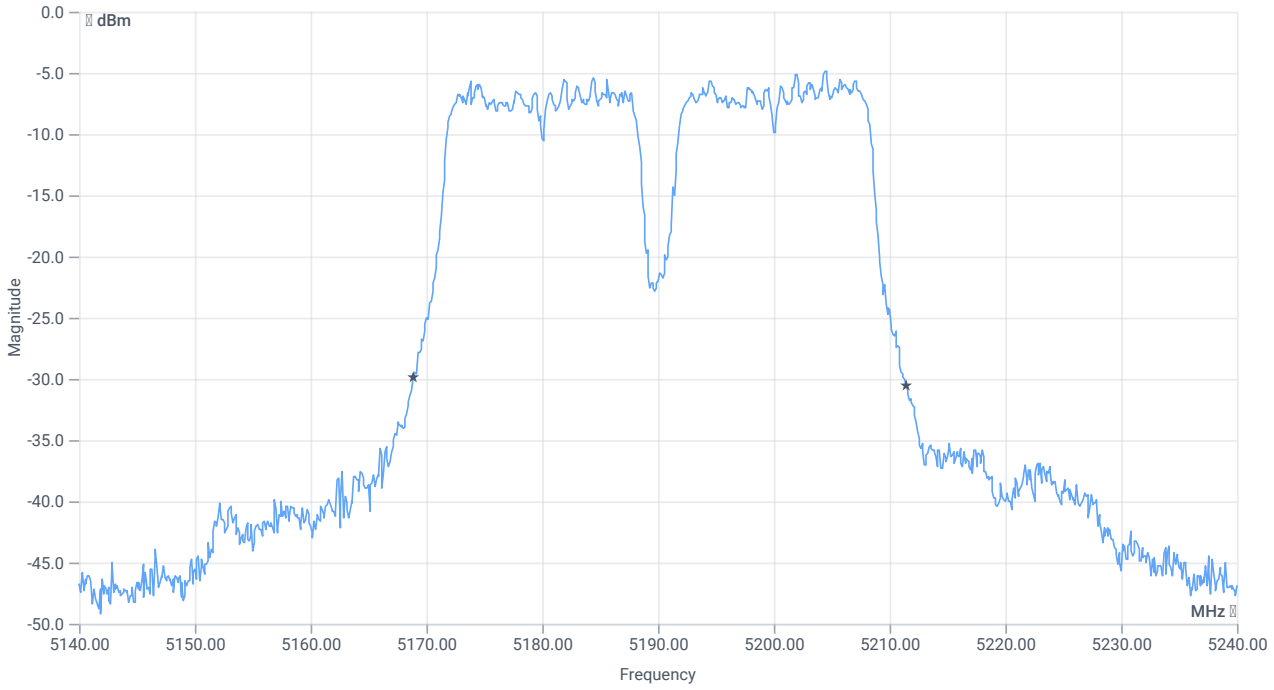

BW 26dB

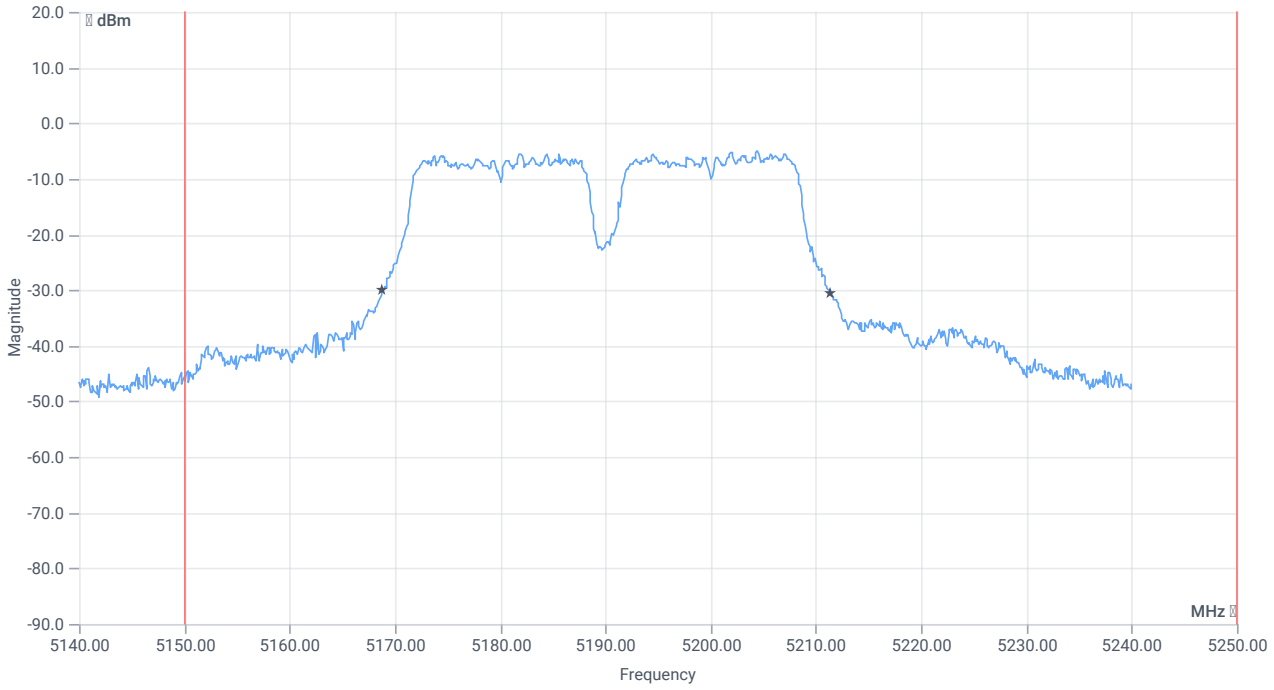

BW within band 26dB

RESULT

DESCRIPTION	LOWER LIMIT	UPPER LIMIT	MEASURED	UNIT	VERDICT
Bandwidth 26dB	---	---	42.6	MHz	INFO
T1 26dB	5150.000000	---	5168.8000	MHz	PASS
T2 26dB	---	5250.000000	5211.4000	MHz	PASS

Verdict
PASS

FCC 15.407, ISED RSS247 # Bandwidths 99PCT and 20dB ~ WLAN5Gx n-HT40 mode U-NII-1

References

TC start	26.01.2024 17:34:00
Ambit temp [°C] | humidity [rel%]	26.8 | 36
System version	5.0.1.0
Standard | Version	FCC 15.407, ISED RSS247 | NI
Method	26dB Bandwidth KDB789033 D02, C.1 / ISED RSS-GEN
Description	FCC 15.407 Bandwidths - WLAN5Gx n-HT40 mode U-NII-1
Information	

EUT Common Settings WLAN5Gx

Number of antenna ports	1
User Interaction	No
Device class UNII_1	Client
Limit W52 japan	Standard

Equipment

Signal analyzer,Rohde&Schwarz,FSV-30,1321.3008K30/103170,3.60
Signaling unit,Rohde&Schwarz,CMW,1201.0002k75/102550,4.0.190
Switch matrix,cetecom advanced GmbH,USM,A001,1.0.0

Test Parameter

Technology to test	WLAN5Gx n-HT40 mode
EUT port	EUT1
Temperature	nom
Voltage	nom
Frequency low to test	True | Freq [MHz] 5190
Frequency mid to test	False | Freq [MHz] 0
Frequency high to test	False | Freq [MHz] 5230
Auto control enabled power supply | Climatic Box	No | No
Additional path loss [dB]	0.5
Full path type	EUT_SA_GEN_SIG
Full path name	EUT1.SIG1/EUT1.SA/EUT1.GEN1/EUT1.GEN2/
Switch bits	00010001:00010001:00000000:00000001

Test at TX 5190 MHz

RESULT: Reference power cond.

DESCRIPTION	LOWER LIMIT	UPPER LIMIT	MEASURED	UNIT	VERDICT
Ref. power 1MHz/1MHz cond.	---	---	-2.09	dBm	INFO
Ref. frequency	---	---	5185.600	MHz	INFO

READ SA SETTINGS:

RefLevel [dBm] | RefLevelOffset [dB] | InpAtt [dB]	5.91 | 10.02 | 15
Start [MHz] | Stop [MHz]	5140.000 | 5240.000
RBW [MHz] | VBW [MHz]	0.500000 | 3.000000
Detector | TraceMode	POS | MAXH
Sweep: time [ms] | count | points per Section | type	1 | 2500 | 1001 | SWE

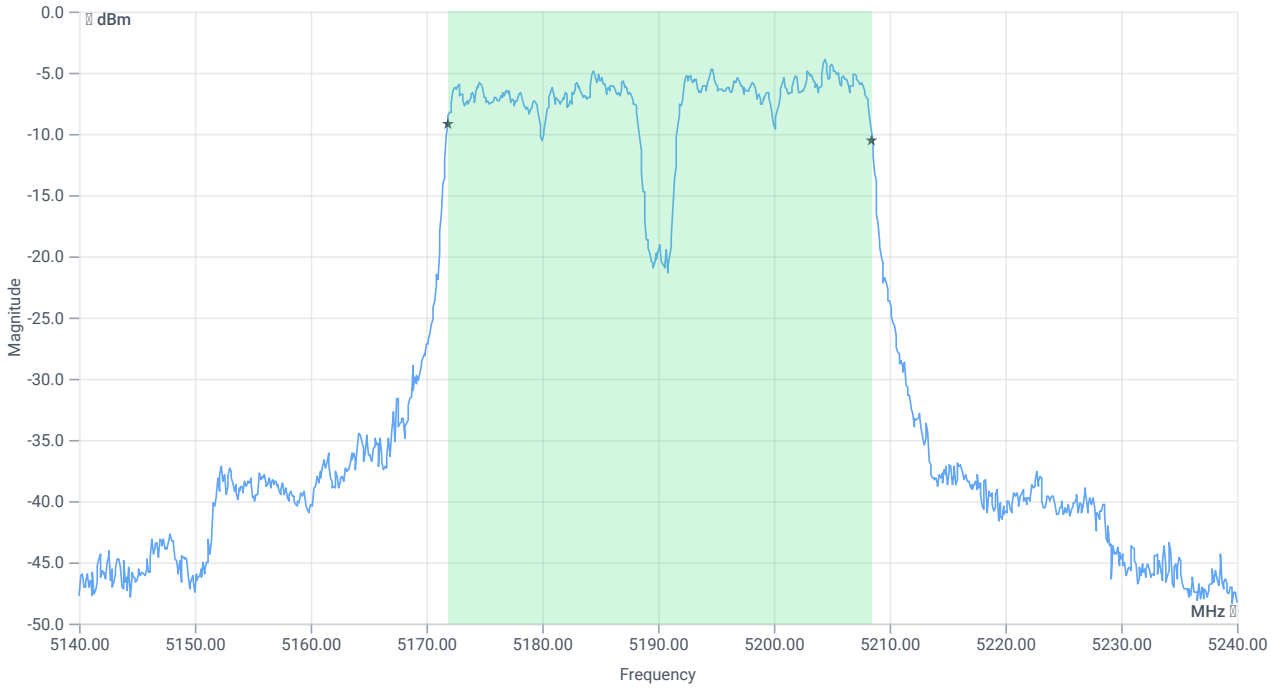

BW 99PCT

BW within band 99PCT

RESULT

DESCRIPTION	LOWER LIMIT	UPPER LIMIT	MEASURED	UNIT	VERDICT
Bandwidth 99%	---	---	36.663	MHz	INFO
T1 99%	5150.000000	---	5171.8182	MHz	PASS
T2 99%	---	5250.000000	5208.4815	MHz	PASS

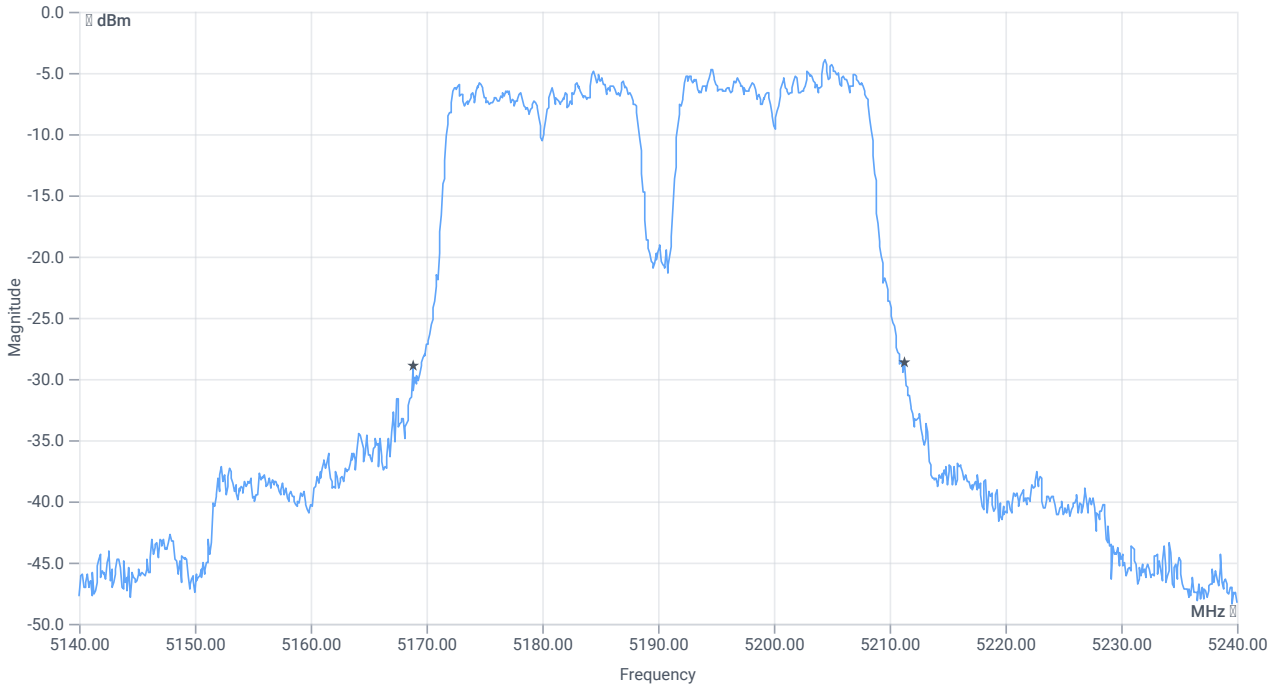

BW 26dB

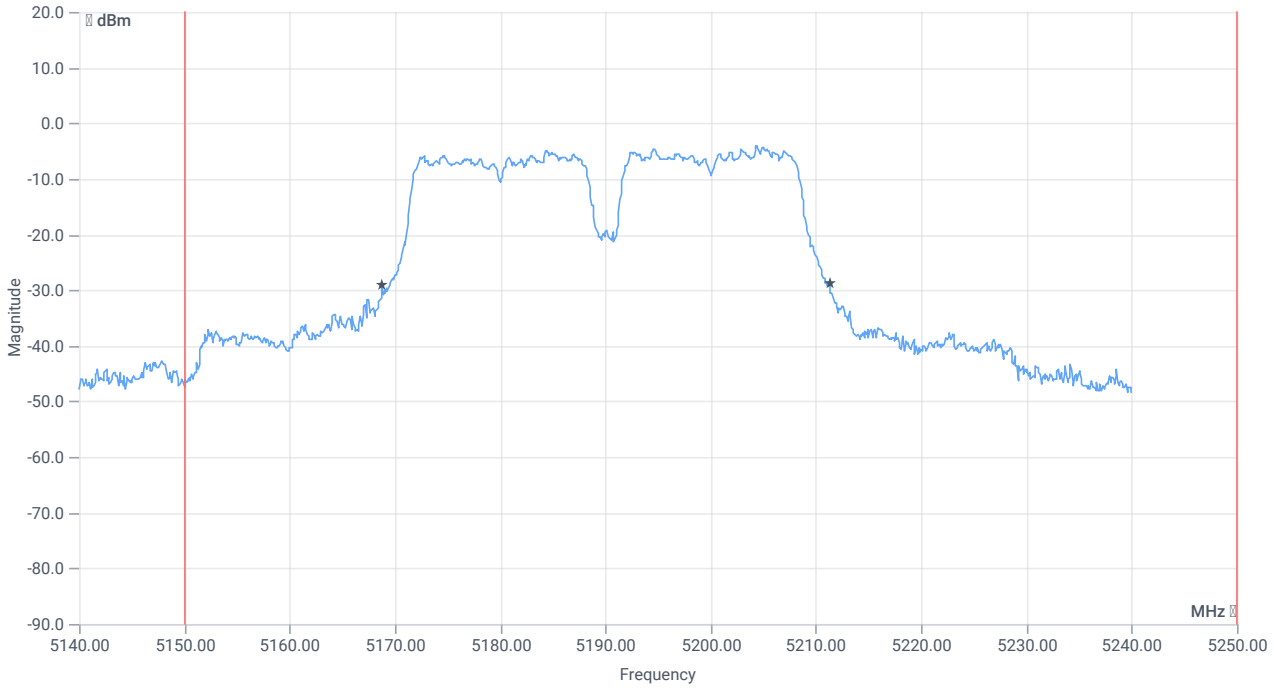

BW within band 26dB

RESULT

DESCRIPTION	LOWER LIMIT	UPPER LIMIT	MEASURED	UNIT	VERDICT
Bandwidth 26dB	---	---	42.5	MHz	INFO
T1 26dB	5150.000000	---	5168.8000	MHz	PASS
T2 26dB	---	5250.000000	5211.3000	MHz	PASS

Verdict
PASS

FCC 15.407, ISED RSS247 # Bandwidths 99PCT and 20dB ~ WLAN5Gx n-HT20 mode U-NII-3

References

TC start	26.01.2024 17:23:31
Ambit temp [°C] | humidity [rel%]	26.8 | 36
System version	5.0.1.0
Standard | Version	FCC 15.407, ISED RSS247 | NI
Method	26dB Bandwidth KDB789033 D02, C.1 / ISED RSS-GEN
Description	FCC 15.407 Bandwidths - WLAN5Gx n-HT20 mode U-NII-3
Information	

EUT Common Settings WLAN5Gx

Number of antenna ports	1
User Interaction	No
Device class UNII_1	Client
Limit W52 japan	Standard

Equipment

Signal analyzer,Rohde&Schwarz,FSV-30,1321.3008K30/103170,3.60
Signaling unit,Rohde&Schwarz,CMW,1201.0002k75/102550,4.0.190
Switch matrix,cetecom advanced GmbH,USM,A001,1.0.0

Test Parameter

Technology to test	WLAN5Gx n-HT20 mode
EUT port	EUT2
Temperature	nom
Voltage	nom
Frequency low to test	False | Freq [MHz] 5745
Frequency mid to test	False | Freq [MHz] 5785
Frequency high to test	True | Freq [MHz] 5825
Auto control enabled power supply | Climatic Box	No | No
Additional path loss [dB]	0.5
Full path type	EUT_SA_GEN_SIG
Full path name	EUT2.SIG1/EUT2.SA/EUT2.GEN1/EUT2.GEN2/
Switch bits	00100010:00010001:00000000:00000001

Test at TX 5825 MHz

RESULT: Reference power cond.

DESCRIPTION	LOWER LIMIT	UPPER LIMIT	MEASURED	UNIT	VERDICT
Ref. power 1MHz/1MHz cond.	---	---	-1.10	dBm	INFO
Ref. frequency	---	---	5819.010	MHz	INFO

READ SA SETTINGS:

RefLevel [dBm] | RefLevelOffset [dB] | InpAtt [dB]	6.90 | 10.44 | 15
Start [MHz] | Stop [MHz]	5800.000 | 5850.000
RBW [MHz] | VBW [MHz]	0.300000 | 1.000000
Detector | TraceMode	POS | MAXH
Sweep: time [ms] | count | points per Section | type	1 | 2500 | 1001 | SWE

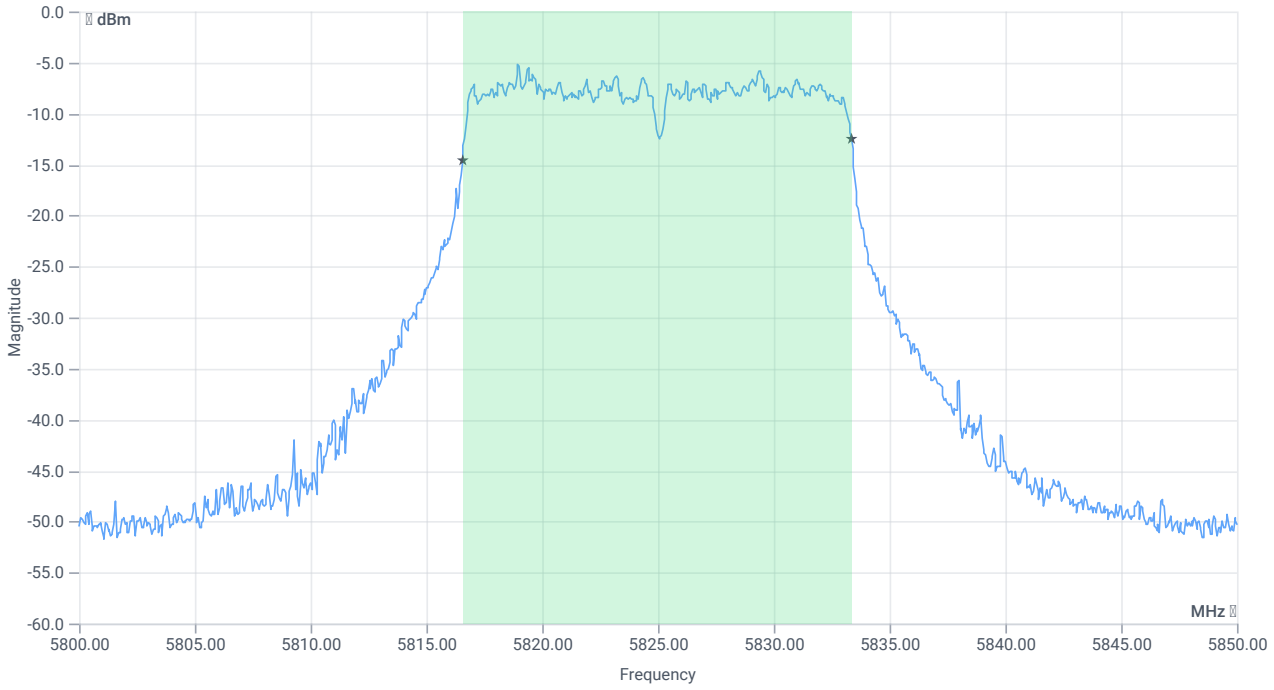

BW 99PCT

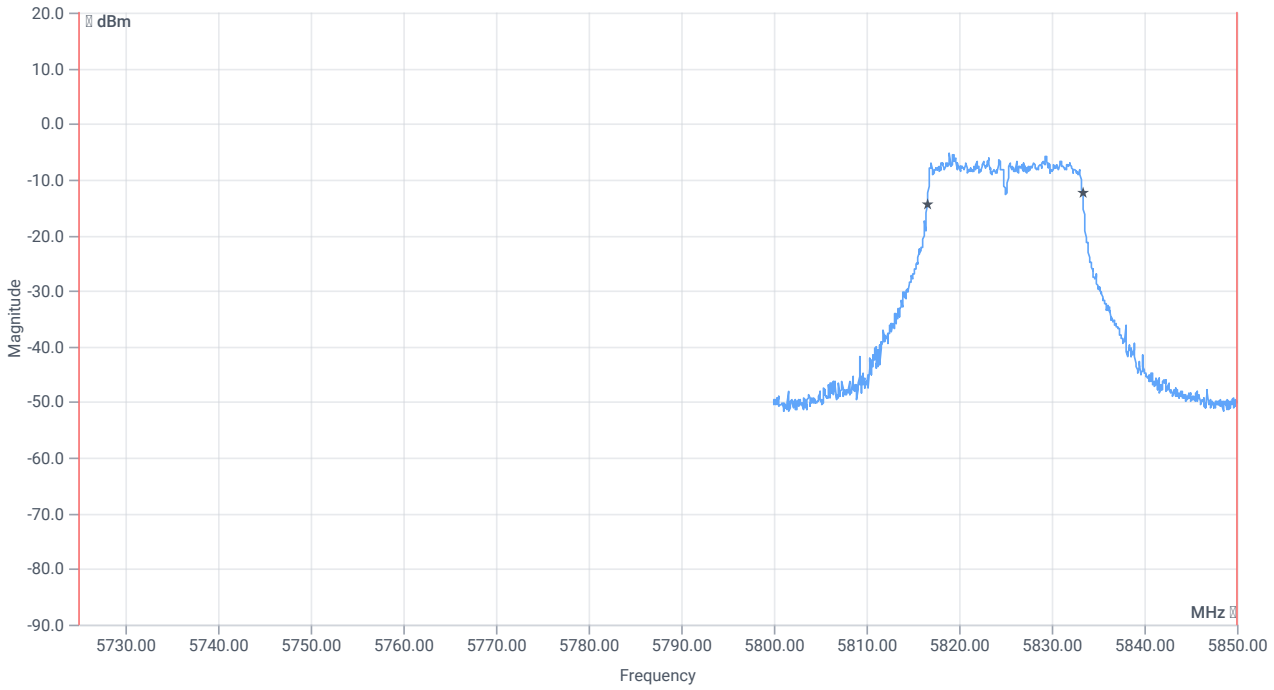

BW within band 99PCT

RESULT

DESCRIPTION	LOWER LIMIT	UPPER LIMIT	MEASURED	UNIT	VERDICT
Bandwidth 99%	---	---	16.783	MHz	INFO
T1 99%	5725.000000	---	5816.5584	MHz	PASS
T2 99%	---	5850.000000	5833.3417	MHz	PASS

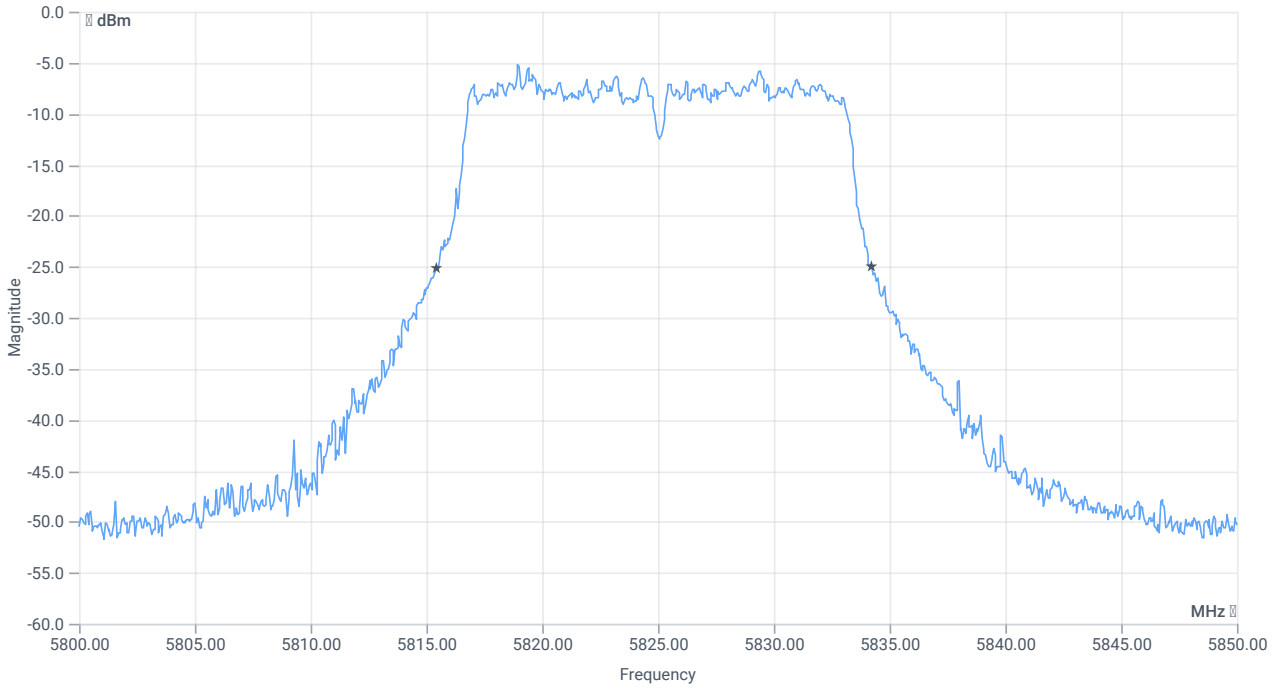

BW 20dB

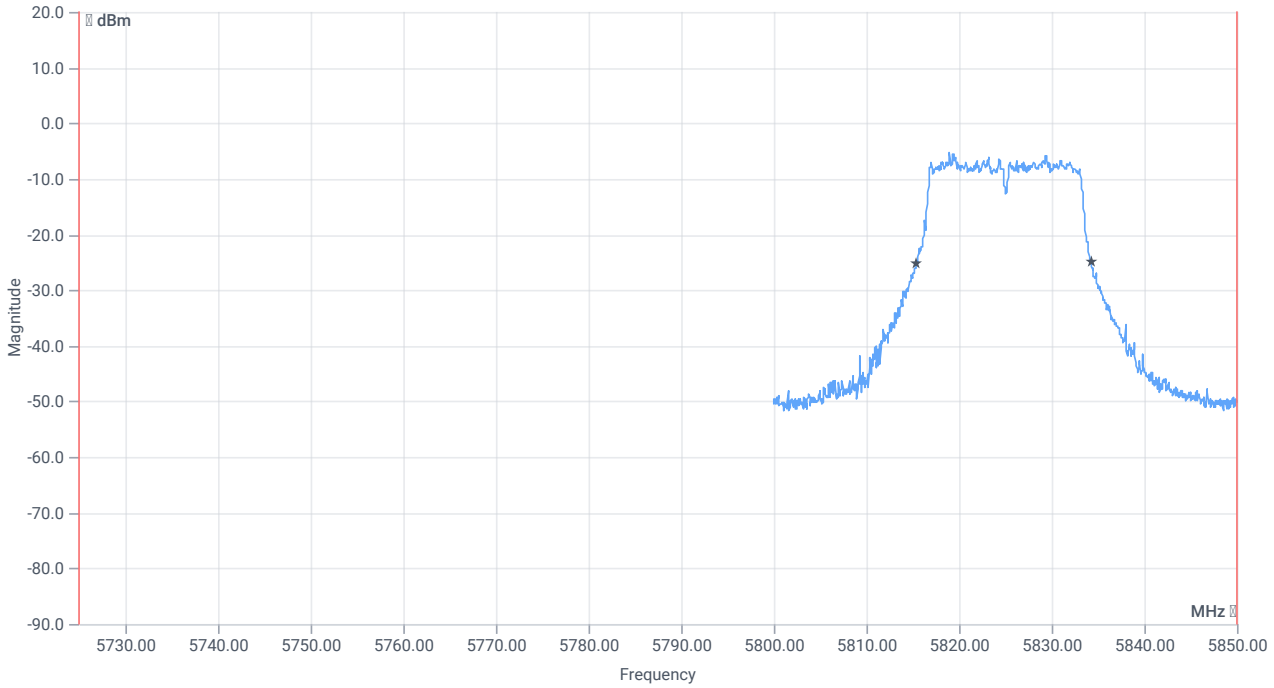

BW within band 20dB

RESULT

DESCRIPTION	LOWER LIMIT	UPPER LIMIT	MEASURED	UNIT	VERDICT
Bandwidth 20dB	---	---	18.8	MHz	INFO
T1 20dB	5725.000000	---	5815.4000	MHz	PASS
T2 20dB	---	5850.000000	5834.2000	MHz	PASS

Verdict
PASS

FCC 15.407, ISED RSS247 # Bandwidths 99PCT and 20dB ~ WLAN5Gx n-HT20 mode U-NII-3

References

TC start	26.01.2024 17:16:14
Ambit temp [°C] | humidity [rel%]	26.9 | 36
System version	5.0.1.0
Standard | Version	FCC 15.407, ISED RSS247 | NI
Method	26dB Bandwidth KDB789033 D02, C.1 / ISED RSS-GEN
Description	FCC 15.407 Bandwidths - WLAN5Gx n-HT20 mode U-NII-3
Information	

EUT Common Settings WLAN5Gx

Number of antenna ports	1
User Interaction	No
Device class UNII_1	Client
Limit W52 japan	Standard

Equipment

Signal analyzer,Rohde&Schwarz,FSV-30,1321.3008K30/103170,3.60
Signaling unit,Rohde&Schwarz,CMW,1201.0002k75/102550,4.0.190
Switch matrix,cetecom advanced GmbH,USM,A001,1.0.0

Test Parameter

Technology to test	WLAN5Gx n-HT20 mode
EUT port	EUT1
Temperature	nom
Voltage	nom
Frequency low to test	False | Freq [MHz] 5745
Frequency mid to test	False | Freq [MHz] 5785
Frequency high to test	True | Freq [MHz] 5825
Auto control enabled power supply | Climatic Box	No | No
Additional path loss [dB]	0.5
Full path type	EUT_SA_GEN_SIG
Full path name	EUT1.SIG1/EUT1.SA/EUT1.GEN1/EUT1.GEN2/
Switch bits	00010001:00010001:00000000:00000001

Test at TX 5825 MHz

RESULT: Reference power cond.

DESCRIPTION	LOWER LIMIT	UPPER LIMIT	MEASURED	UNIT	VERDICT
Ref. power 1MHz/1MHz cond.	---	---	0.30	dBm	INFO
Ref. frequency	---	---	5817.810	MHz	INFO

READ SA SETTINGS:

RefLevel [dBm] | RefLevelOffset [dB] | InpAtt [dB]	8.30 | 10.45 | 15
Start [MHz] | Stop [MHz]	5800.000 | 5850.000
RBW [MHz] | VBW [MHz]	0.300000 | 1.000000
Detector | TraceMode	POS | MAXH
Sweep: time [ms] | count | points per Section | type	1 | 2500 | 1001 | SWE

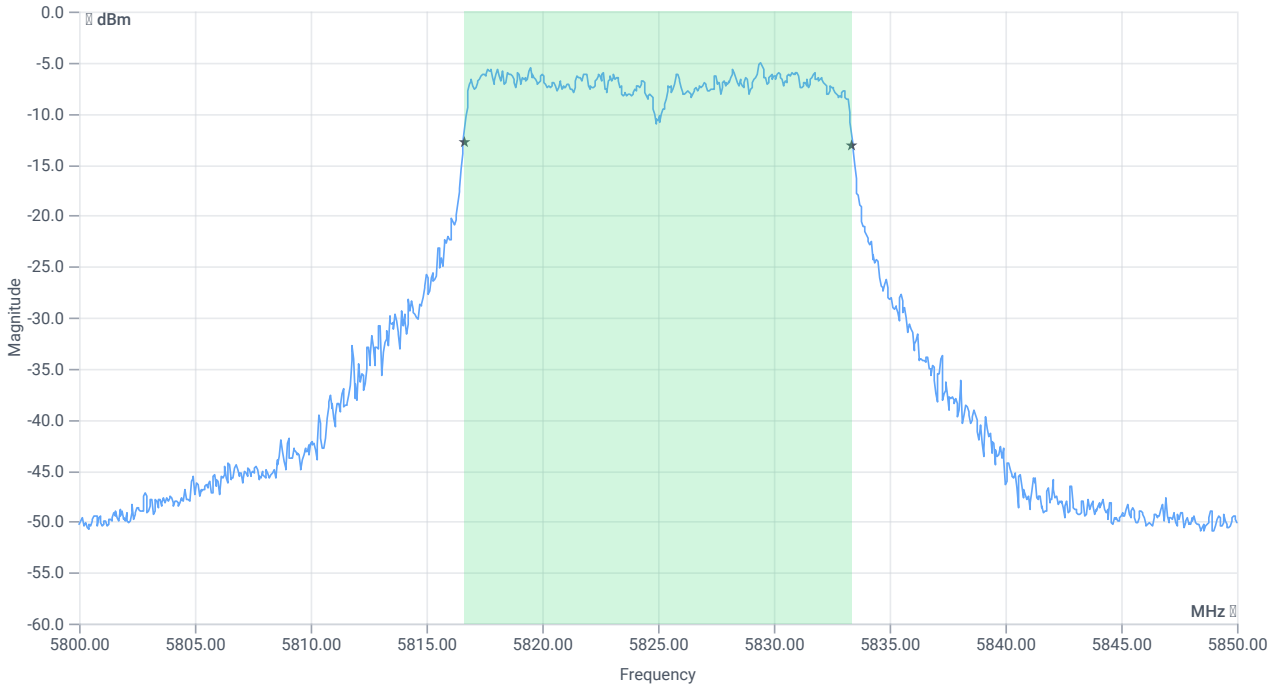

BW 99PCT

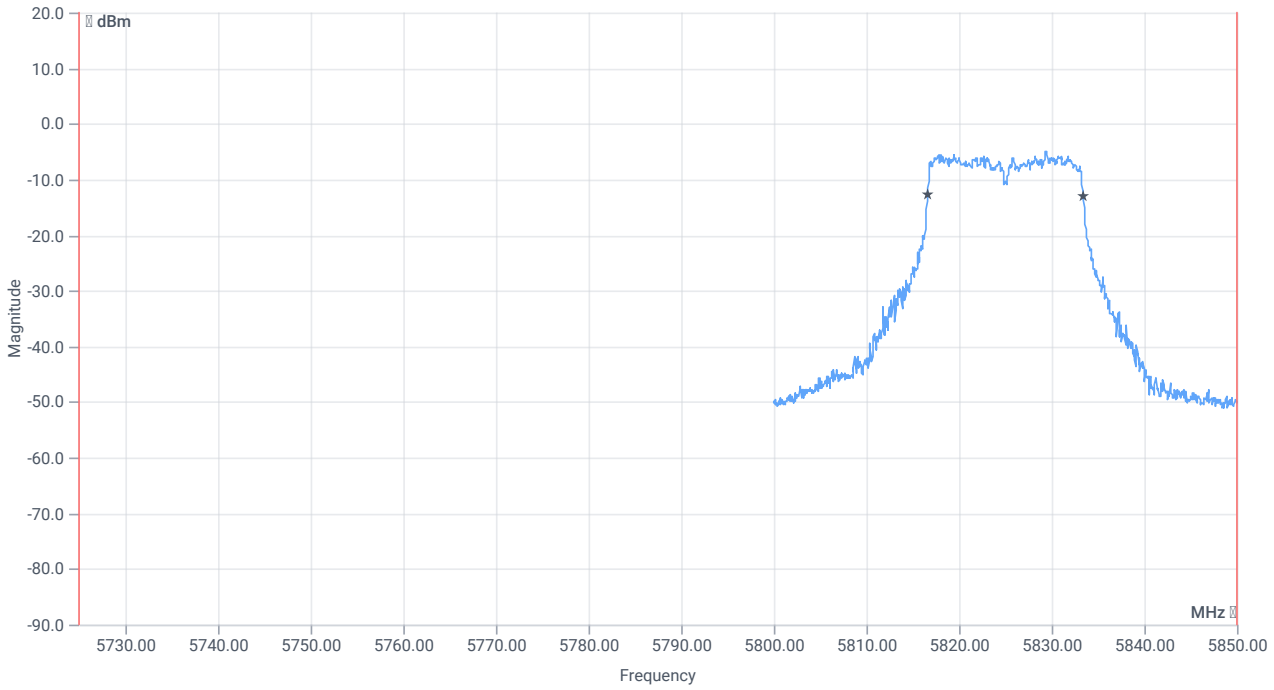

BW within band 99PCT

RESULT

DESCRIPTION	LOWER LIMIT	UPPER LIMIT	MEASURED	UNIT	VERDICT
Bandwidth 99%	---	---	16.783	MHz	INFO
T1 99%	5725.000000	---	5816.6084	MHz	PASS
T2 99%	---	5850.000000	5833.3916	MHz	PASS

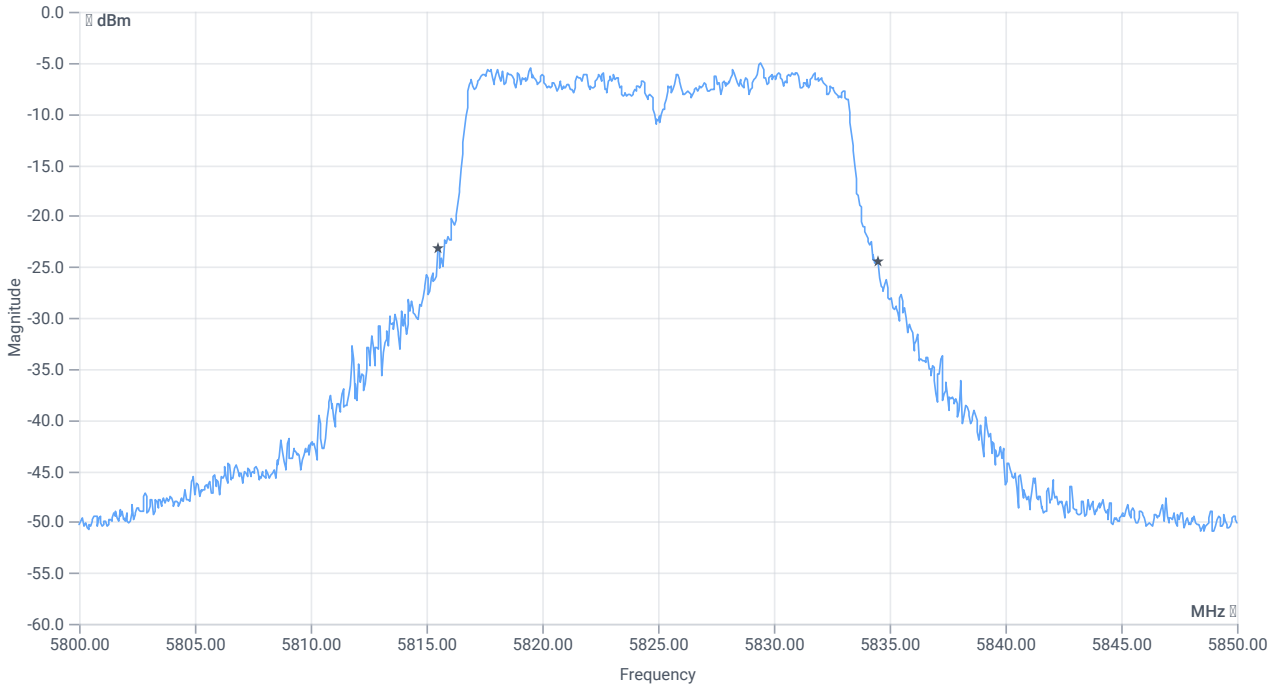

BW 20dB

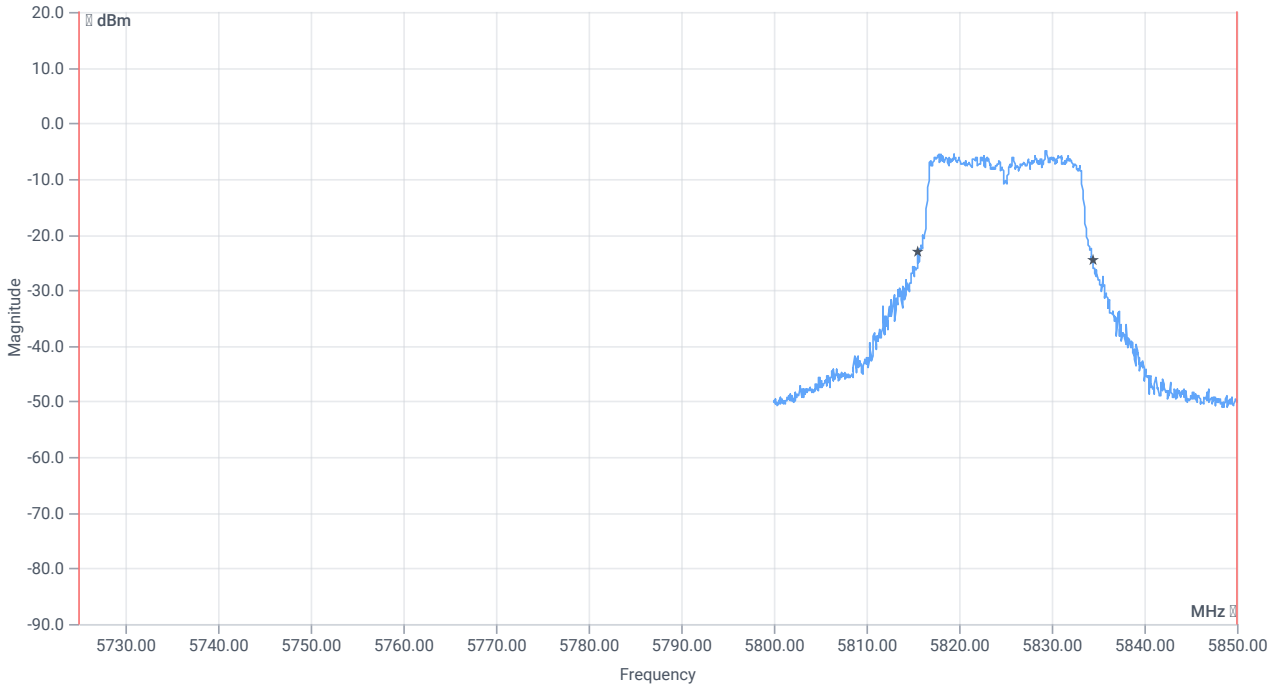

BW within band 20dB

RESULT

DESCRIPTION	LOWER LIMIT	UPPER LIMIT	MEASURED	UNIT	VERDICT
Bandwidth 20dB	---	---	19	MHz	INFO
T1 20dB	5725.000000	---	5815.5000	MHz	PASS
T2 20dB	---	5850.000000	5834.5000	MHz	PASS

Verdict
PASS

FCC 15.407, ISED RSS247 # Bandwidths 99PCT and 20dB ~ WLAN5Gx n-HT20 mode U-NII-3

References

TC start	26.01.2024 17:07:01
Ambit temp [°C] | humidity [rel%]	26.8 | 36
System version	5.0.1.0
Standard | Version	FCC 15.407, ISED RSS247 | NI
Method	26dB Bandwidth KDB789033 D02, C.1 / ISED RSS-GEN
Description	FCC 15.407 Bandwidths - WLAN5Gx n-HT20 mode U-NII-3
Information	

EUT Common Settings WLAN5Gx

Number of antenna ports	1
User Interaction	No
Device class UNII_1	Client
Limit W52 japan	Standard

Equipment

Signal analyzer,Rohde&Schwarz,FSV-30,1321.3008K30/103170,3.60
Signaling unit,Rohde&Schwarz,CMW,1201.0002k75/102550,4.0.190
Switch matrix,cetecom advanced GmbH,USM,A001,1.0.0

Test Parameter

Technology to test	WLAN5Gx n-HT20 mode
EUT port	EUT2
Temperature	nom
Voltage	nom
Frequency low to test	False | Freq [MHz] 5745
Frequency mid to test	True | Freq [MHz] 5785
Frequency high to test	False | Freq [MHz] 5825
Auto control enabled power supply | Climatic Box	No | No
Additional path loss [dB]	0.5
Full path type	EUT_SA_GEN_SIG
Full path name	EUT2.SIG1/EUT2.SA/EUT2.GEN1/EUT2.GEN2/
Switch bits	00100010:00010001:00000000:00000001

Test at TX 5785 MHz

RESULT: Reference power cond.

DESCRIPTION	LOWER LIMIT	UPPER LIMIT	MEASURED	UNIT	VERDICT
Ref. power 1MHz/1MHz cond.	---	---	-0.34	dBm	INFO
Ref. frequency	---	---	5781.600	MHz	INFO

READ SA SETTINGS:

RefLevel [dBm] | RefLevelOffset [dB] | InpAtt [dB]	7.66 | 10.41 | 15
Start [MHz] | Stop [MHz]	5760.000 | 5810.000
RBW [MHz] | VBW [MHz]	0.300000 | 1.000000
Detector | TraceMode	POS | MAXH
Sweep: time [ms] | count | points per Section | type	1 | 2500 | 1001 | SWE

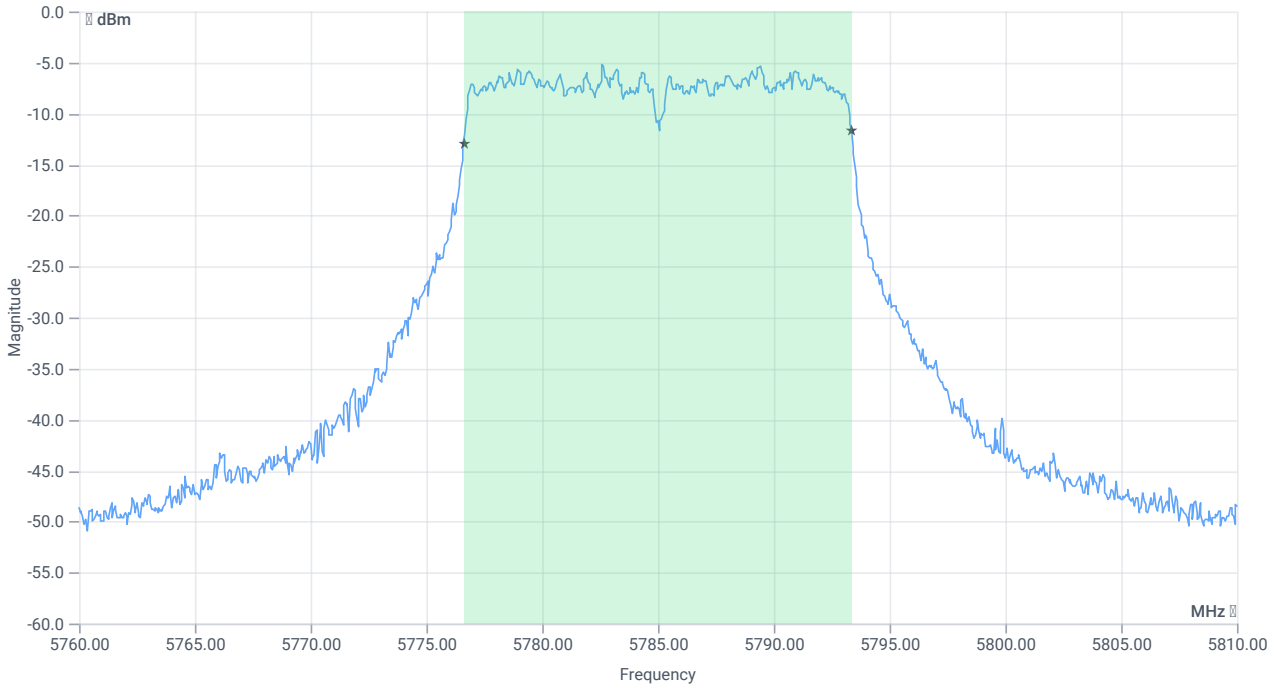

BW 99PCT

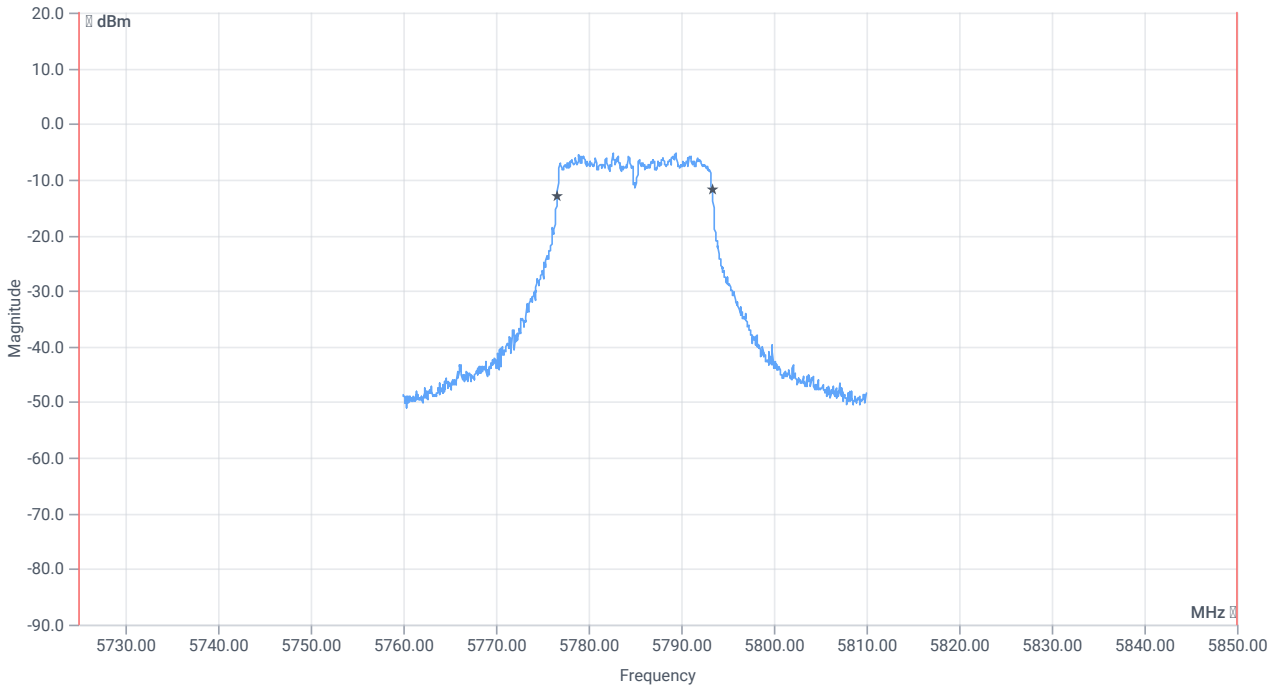

BW within band 99PCT

RESULT

DESCRIPTION	LOWER LIMIT	UPPER LIMIT	MEASURED	UNIT	VERDICT
Bandwidth 99%	---	---	16.733	MHz	INFO
T1 99%	5725.000000	---	5776.6084	MHz	PASS
T2 99%	---	5850.000000	5793.3417	MHz	PASS

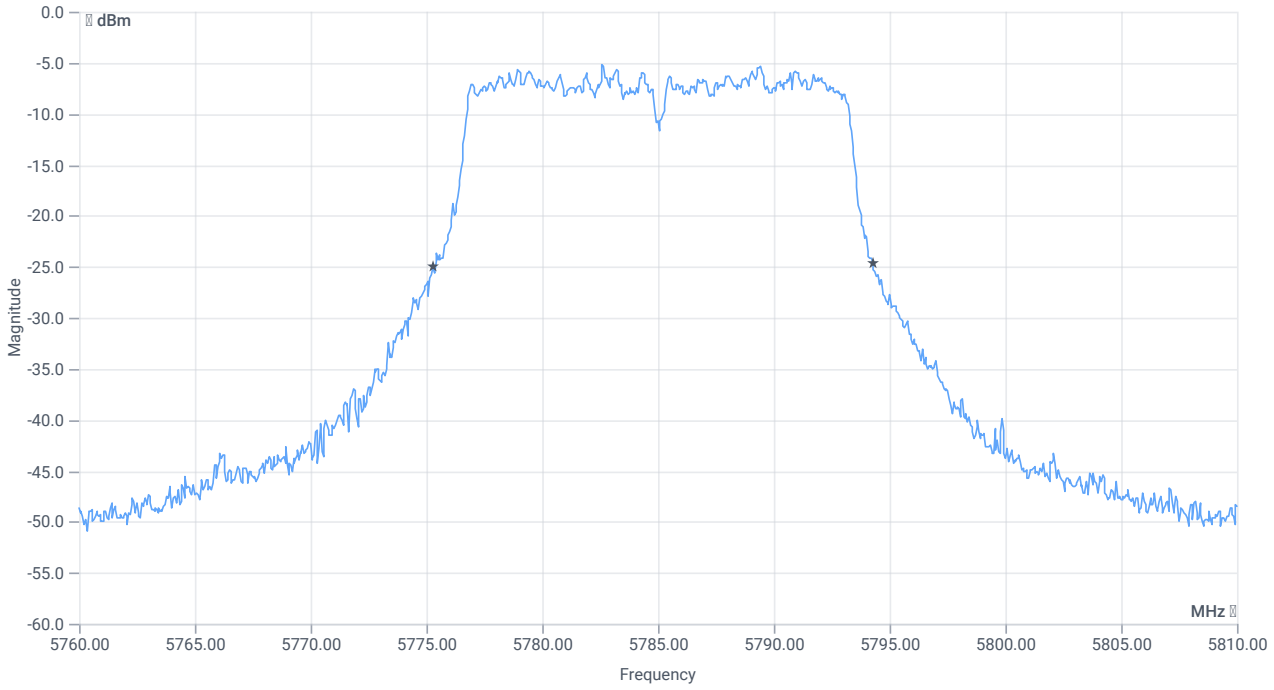

BW 20dB

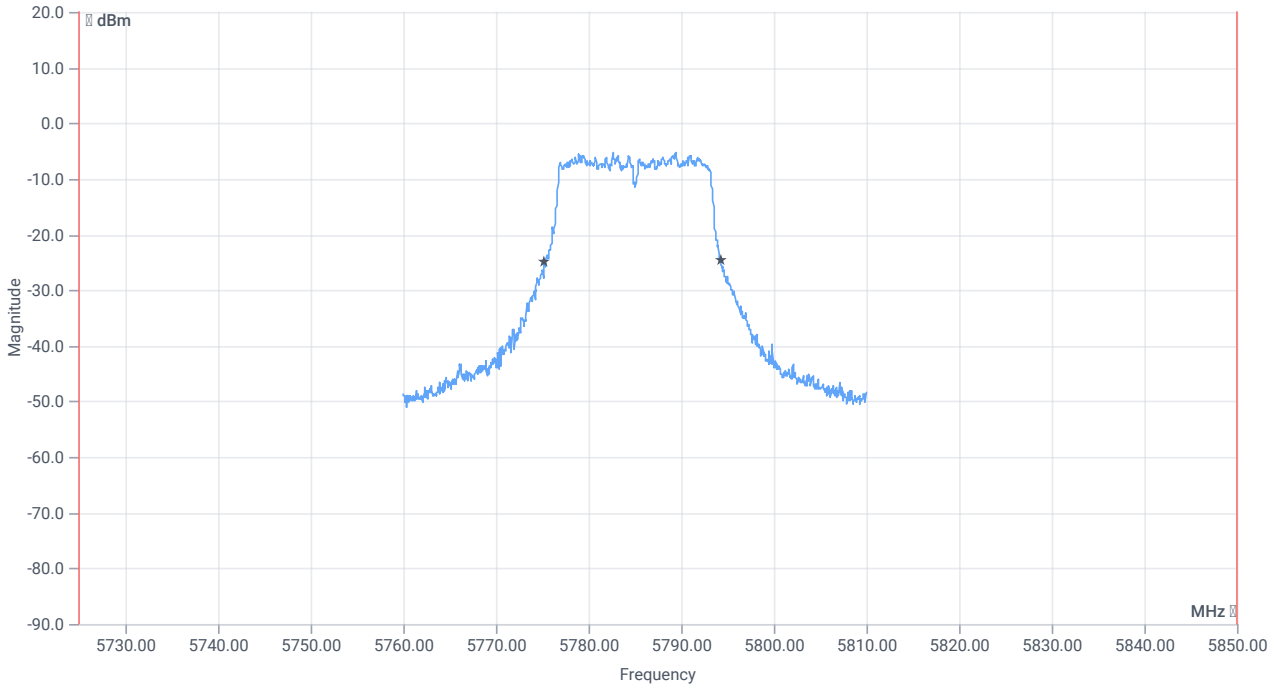

BW within band 20dB

RESULT

DESCRIPTION	LOWER LIMIT	UPPER LIMIT	MEASURED	UNIT	VERDICT
Bandwidth 20dB	---	---	19	MHz	INFO
T1 20dB	5725.000000	---	5775.2500	MHz	PASS
T2 20dB	---	5850.000000	5794.2500	MHz	PASS

Verdict
PASS

FCC 15.407, ISED RSS247 # Bandwidths 99PCT and 20dB ~ WLAN5Gx n-HT20 mode U-NII-3

References

TC start	26.01.2024 16:59:38
Ambit temp [°C] | humidity [rel%]	26.8 | 36
System version	5.0.1.0
Standard | Version	FCC 15.407, ISED RSS247 | NI
Method	26dB Bandwidth KDB789033 D02, C.1 / ISED RSS-GEN
Description	FCC 15.407 Bandwidths - WLAN5Gx n-HT20 mode U-NII-3
Information	

EUT Common Settings WLAN5Gx

Number of antenna ports	1
User Interaction	No
Device class UNII_1	Client
Limit W52 japan	Standard

Equipment

Signal analyzer,Rohde&Schwarz,FSV-30,1321.3008K30/103170,3.60
Signaling unit,Rohde&Schwarz,CMW,1201.0002k75/102550,4.0.190
Switch matrix,cetecom advanced GmbH,USM,A001,1.0.0

Test Parameter

Technology to test	WLAN5Gx n-HT20 mode
EUT port	EUT1
Temperature	nom
Voltage	nom
Frequency low to test	False | Freq [MHz] 5745
Frequency mid to test	True | Freq [MHz] 5785
Frequency high to test	False | Freq [MHz] 5825
Auto control enabled power supply | Climatic Box	No | No
Additional path loss [dB]	0.5
Full path type	EUT_SA_GEN_SIG
Full path name	EUT1.SIG1/EUT1.SA/EUT1.GEN1/EUT1.GEN2/
Switch bits	00010001:00010001:00000000:00000001

Test at TX 5785 MHz

RESULT: Reference power cond.

DESCRIPTION	LOWER LIMIT	UPPER LIMIT	MEASURED	UNIT	VERDICT
Ref. power 1MHz/1MHz cond.	---	---	1.74	dBm	INFO
Ref. frequency	---	---	5780.000	MHz	INFO

READ SA SETTINGS:

RefLevel [dBm] | RefLevelOffset [dB] | InpAtt [dB]	9.74 | 10.38 | 15
Start [MHz] | Stop [MHz]	5760.000 | 5810.000
RBW [MHz] | VBW [MHz]	0.300000 | 1.000000
Detector | TraceMode	POS | MAXH
Sweep: time [ms] | count | points per Section | type	1 | 2500 | 1001 | SWE

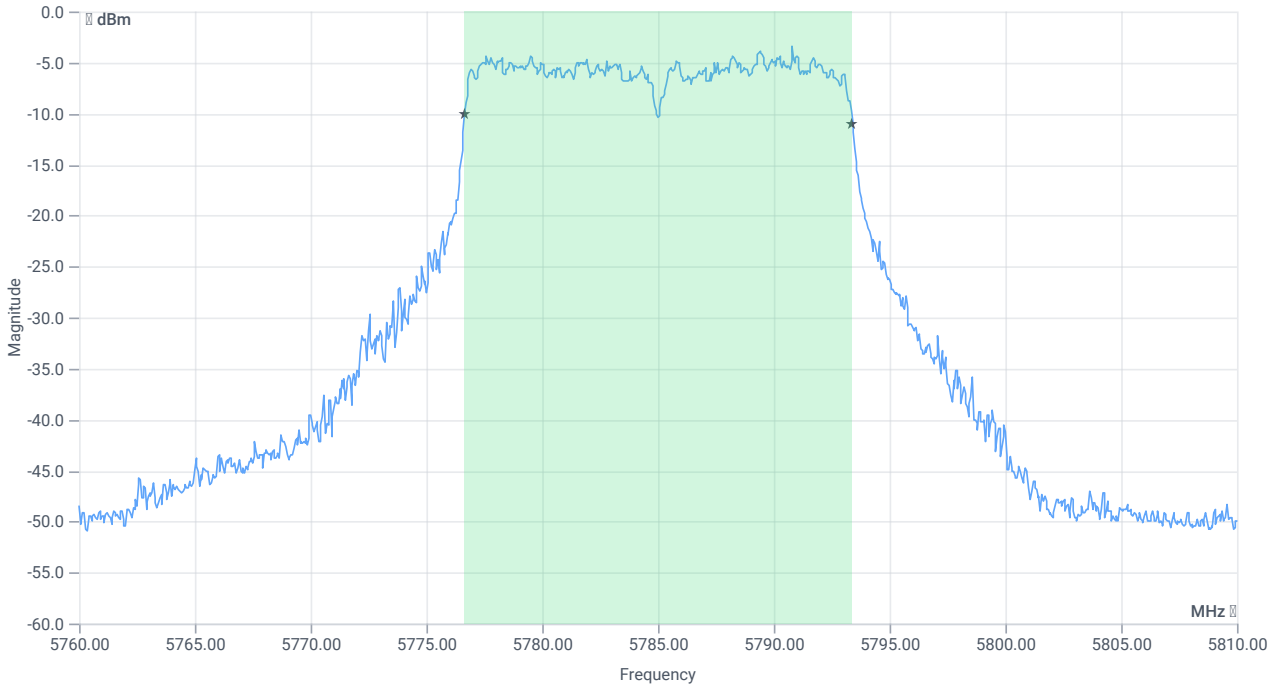

BW 99PCT

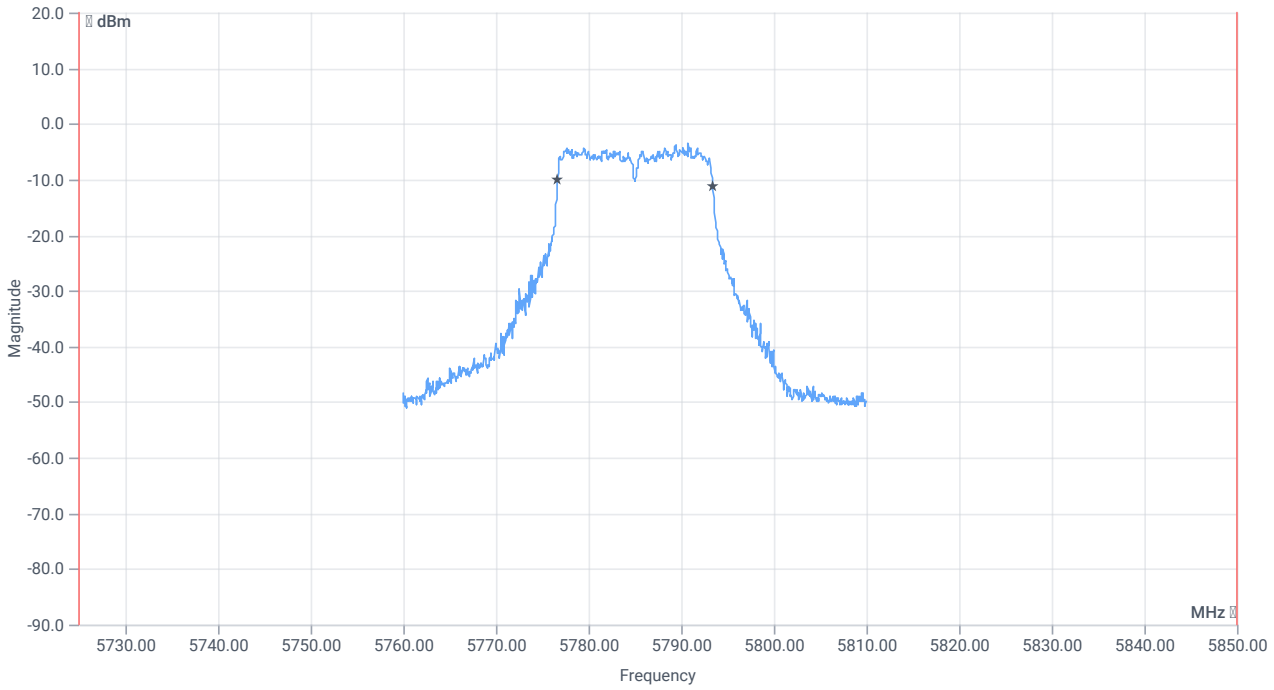

BW within band 99PCT

RESULT

DESCRIPTION	LOWER LIMIT	UPPER LIMIT	MEASURED	UNIT	VERDICT
Bandwidth 99%	---	---	16.733	MHz	INFO
T1 99%	5725.000000	---	5776.6583	MHz	PASS
T2 99%	---	5850.000000	5793.3916	MHz	PASS

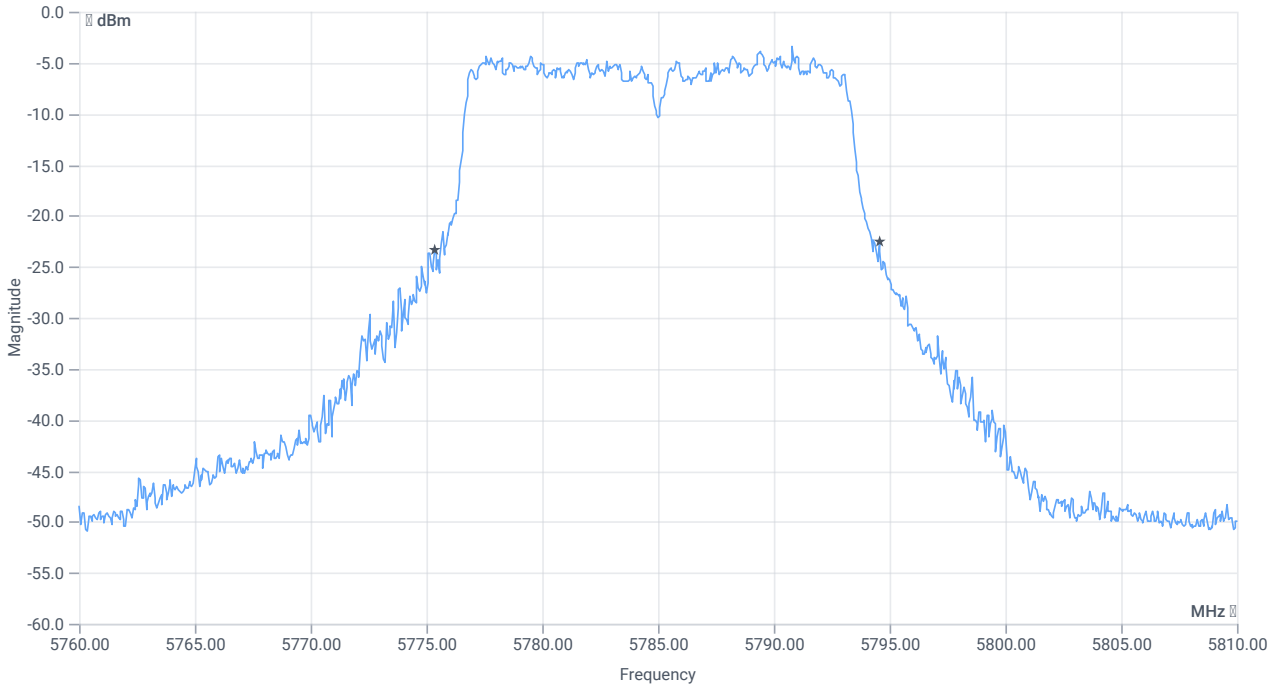

BW 20dB

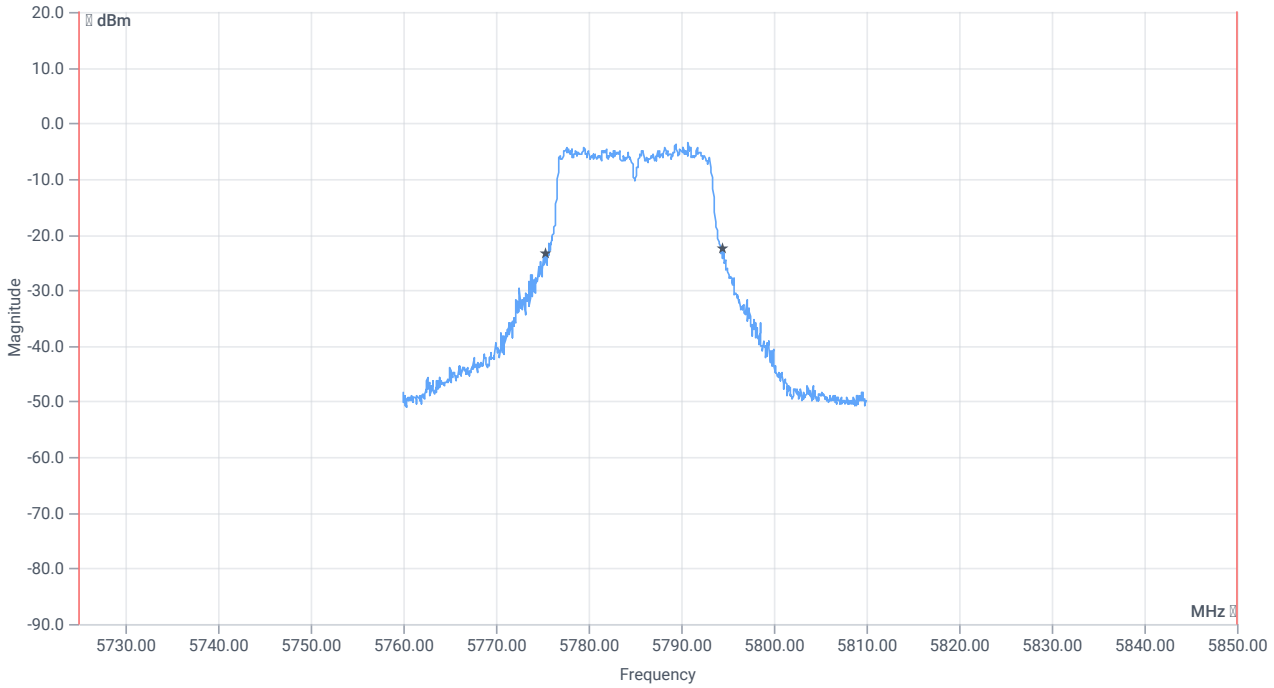

BW within band 20dB

RESULT

DESCRIPTION	LOWER LIMIT	UPPER LIMIT	MEASURED	UNIT	VERDICT
Bandwidth 20dB	---	---	19.2	MHz	INFO
T1 20dB	5725.000000	---	5775.3500	MHz	PASS
T2 20dB	---	5850.000000	5794.5500	MHz	PASS

Verdict
PASS

FCC 15.407, ISED RSS247 # Bandwidths 99PCT and 20dB ~ WLAN5Gx n-HT20 mode U-NII-3

References

TC start	26.01.2024 16:50:54
Ambit temp [°C] | humidity [rel%]	26.8 | 36
System version	5.0.1.0
Standard | Version	FCC 15.407, ISED RSS247 | NI
Method	26dB Bandwidth KDB789033 D02, C.1 / ISED RSS-GEN
Description	FCC 15.407 Bandwidths - WLAN5Gx n-HT20 mode U-NII-3
Information	

EUT Common Settings WLAN5Gx

Number of antenna ports	1
User Interaction	No
Device class UNII_1	Client
Limit W52 japan	Standard

Equipment

Signal analyzer,Rohde&Schwarz,FSV-30,1321.3008K30/103170,3.60
Signaling unit,Rohde&Schwarz,CMW,1201.0002k75/102550,4.0.190
Switch matrix,cetecom advanced GmbH,USM,A001,1.0.0

Test Parameter

Technology to test	WLAN5Gx n-HT20 mode
EUT port	EUT2
Temperature	nom
Voltage	nom
Frequency low to test	True | Freq [MHz] 5745
Frequency mid to test	False | Freq [MHz] 5785
Frequency high to test	False | Freq [MHz] 5825
Auto control enabled power supply | Climatic Box	No | No
Additional path loss [dB]	0.5
Full path type	EUT_SA_GEN_SIG
Full path name	EUT2.SIG1/EUT2.SA/EUT2.GEN1/EUT2.GEN2/
Switch bits	00100010:00010001:00000000:00000001

Test at TX 5745 MHz

RESULT: Reference power cond.

DESCRIPTION	LOWER LIMIT	UPPER LIMIT	MEASURED	UNIT	VERDICT
Ref. power 1MHz/1MHz cond.	---	---	-0.27	dBm	INFO
Ref. frequency	---	---	5739.610	MHz	INFO

READ SA SETTINGS:

RefLevel [dBm] | RefLevelOffset [dB] | InpAtt [dB]	7.73 | 10.38 | 15
Start [MHz] | Stop [MHz]	5720.000 | 5770.000
RBW [MHz] | VBW [MHz]	0.300000 | 1.000000
Detector | TraceMode	POS | MAXH
Sweep: time [ms] | count | points per Section | type	1 | 2500 | 1001 | SWE

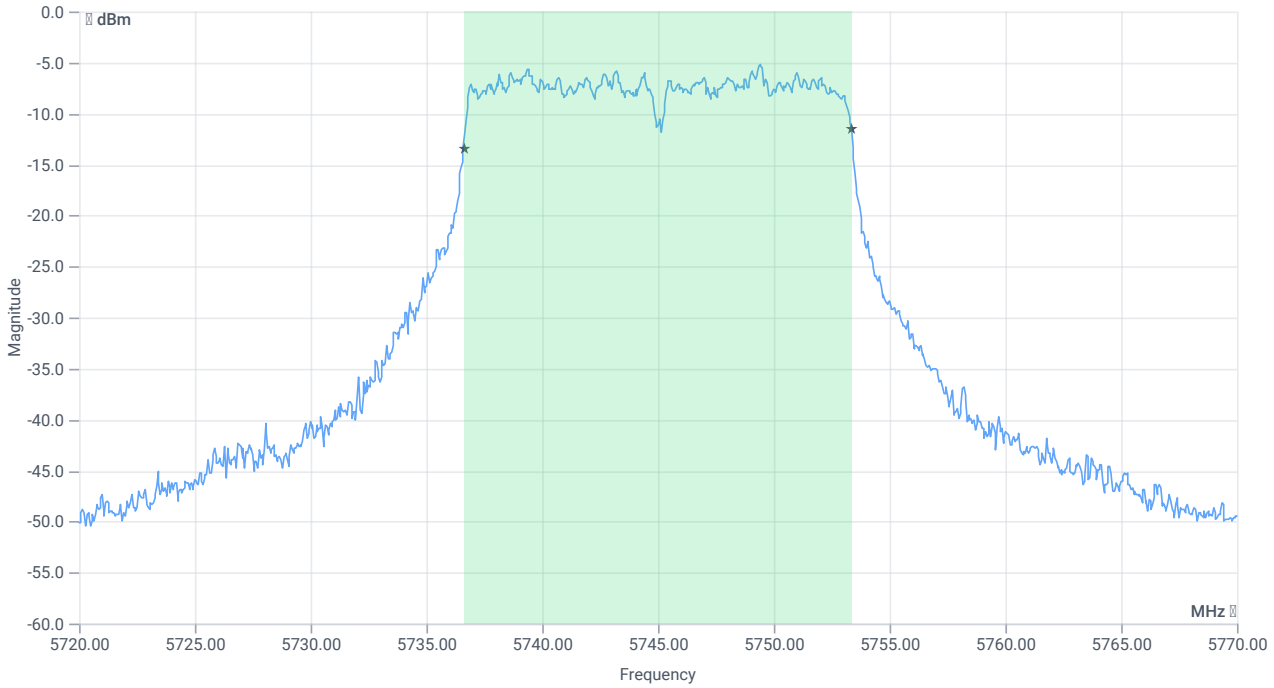

BW 99PCT

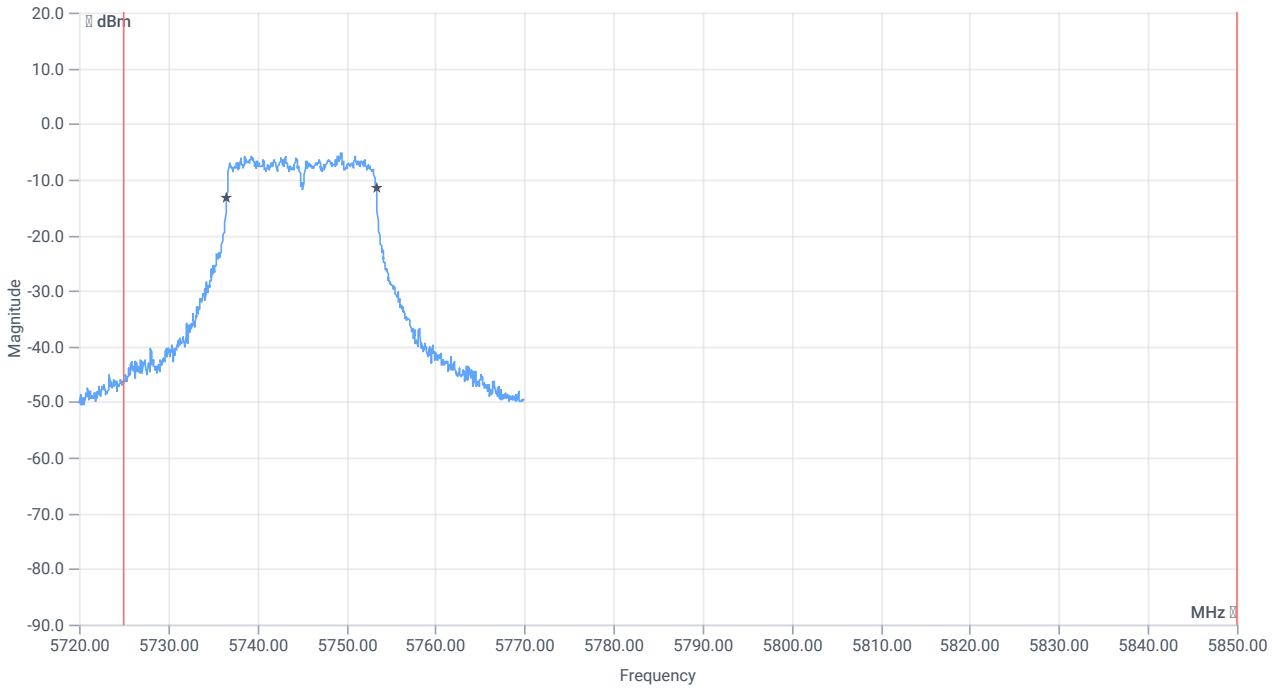

BW within band 99PCT

RESULT

DESCRIPTION	LOWER LIMIT	UPPER LIMIT	MEASURED	UNIT	VERDICT
Bandwidth 99%	---	---	16.733	MHz	INFO
T1 99%	5725.000000	---	5736.6084	MHz	PASS
T2 99%	---	5850.000000	5753.3417	MHz	PASS

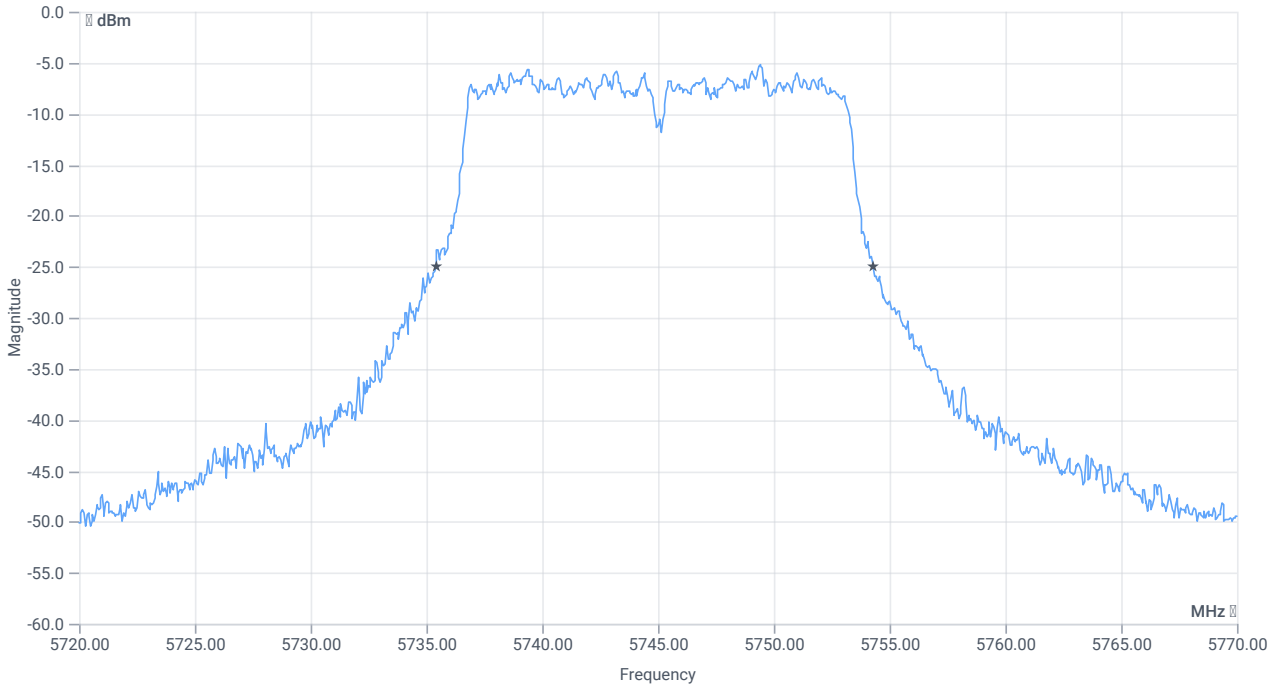

BW 20dB

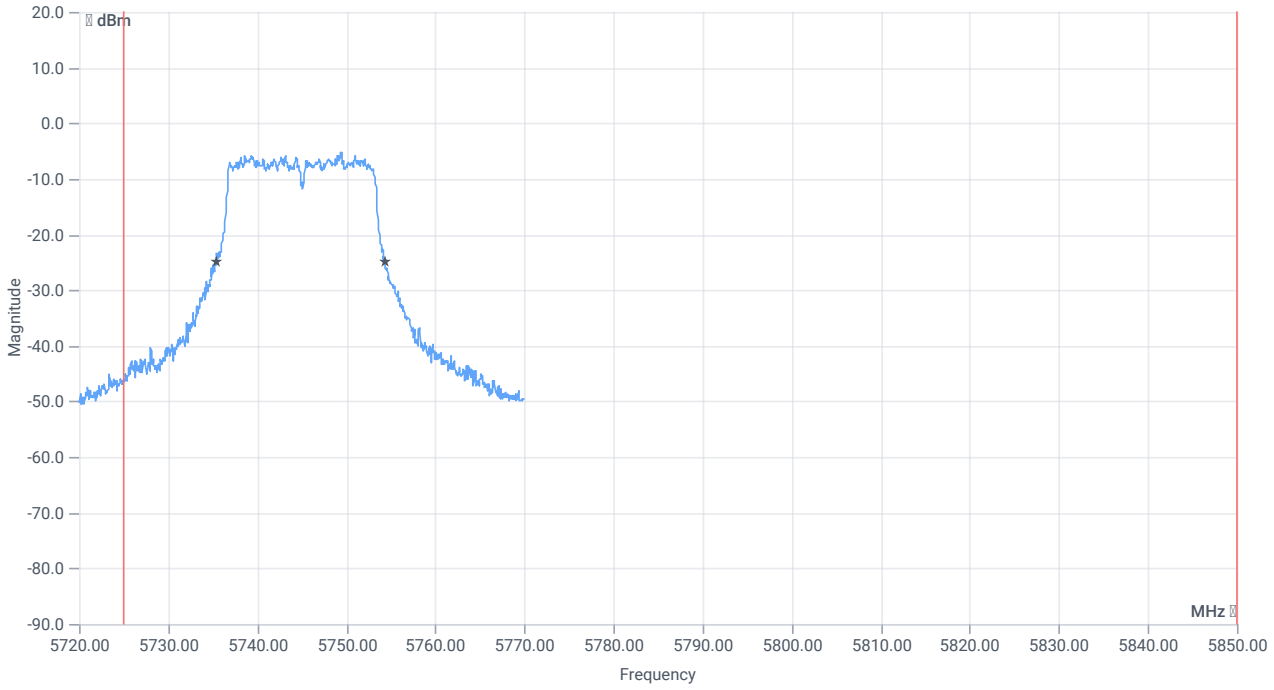

BW within band 20dB

RESULT

DESCRIPTION	LOWER LIMIT	UPPER LIMIT	MEASURED	UNIT	VERDICT
Bandwidth 20dB	---	---	18.9	MHz	INFO
T1 20dB	5725.000000	---	5735.4000	MHz	PASS
T2 20dB	---	5850.000000	5754.3000	MHz	PASS

Verdict
PASS

FCC 15.407, ISED RSS247 # Bandwidths 99PCT and 20dB ~ WLAN5Gx n-HT20 mode U-NII-3

References

TC start	26.01.2024 16:43:36
Ambit temp [°C] | humidity [rel%]	26.8 | 36
System version	5.0.1.0
Standard | Version	FCC 15.407, ISED RSS247 | NI
Method	26dB Bandwidth KDB789033 D02, C.1 / ISED RSS-GEN
Description	FCC 15.407 Bandwidths - WLAN5Gx n-HT20 mode U-NII-3
Information	

EUT Common Settings WLAN5Gx

Number of antenna ports	1
User Interaction	No
Device class UNII_1	Client
Limit W52 japan	Standard

Equipment

Signal analyzer,Rohde&Schwarz,FSV-30,1321.3008K30/103170,3.60
Signaling unit,Rohde&Schwarz,CMW,1201.0002k75/102550,4.0.190
Switch matrix,cetecom advanced GmbH,USM,A001,1.0.0

Test Parameter

Technology to test	WLAN5Gx n-HT20 mode
EUT port	EUT1
Temperature	nom
Voltage	nom
Frequency low to test	True | Freq [MHz] 5745
Frequency mid to test	False | Freq [MHz] 5785
Frequency high to test	False | Freq [MHz] 5825
Auto control enabled power supply | Climatic Box	No | No
Additional path loss [dB]	0.5
Full path type	EUT_SA_GEN_SIG
Full path name	EUT1.SIG1/EUT1.SA/EUT1.GEN1/EUT1.GEN2/
Switch bits	00010001:00010001:00000000:00000001

Test at TX 5745 MHz

RESULT: Reference power cond.

DESCRIPTION	LOWER LIMIT	UPPER LIMIT	MEASURED	UNIT	VERDICT
Ref. power 1MHz/1MHz cond.	---	---	1.26	dBm	INFO
Ref. frequency	---	---	5742.600	MHz	INFO

READ SA SETTINGS:

RefLevel [dBm] | RefLevelOffset [dB] | InpAtt [dB]	9.26 | 10.36 | 15
Start [MHz] | Stop [MHz]	5720.000 | 5770.000
RBW [MHz] | VBW [MHz]	0.300000 | 1.000000
Detector | TraceMode	POS | MAXH
Sweep: time [ms] | count | points per Section | type	1 | 2500 | 1001 | SWE

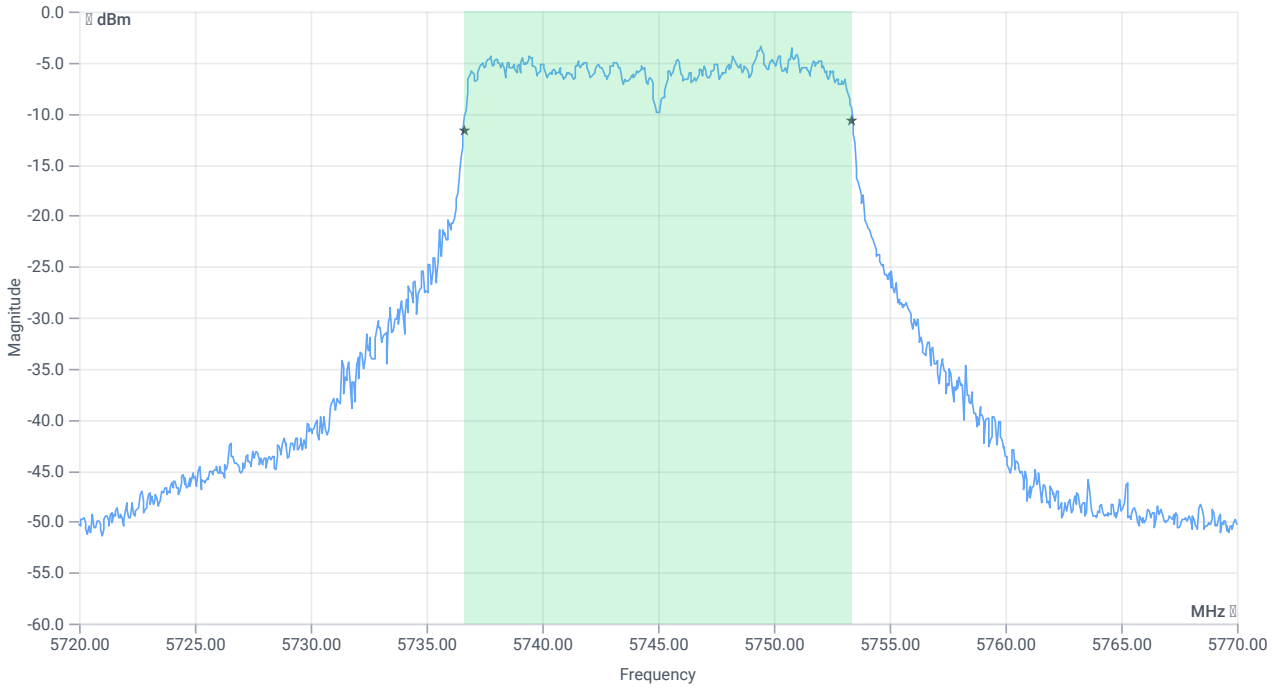

BW 99PCT

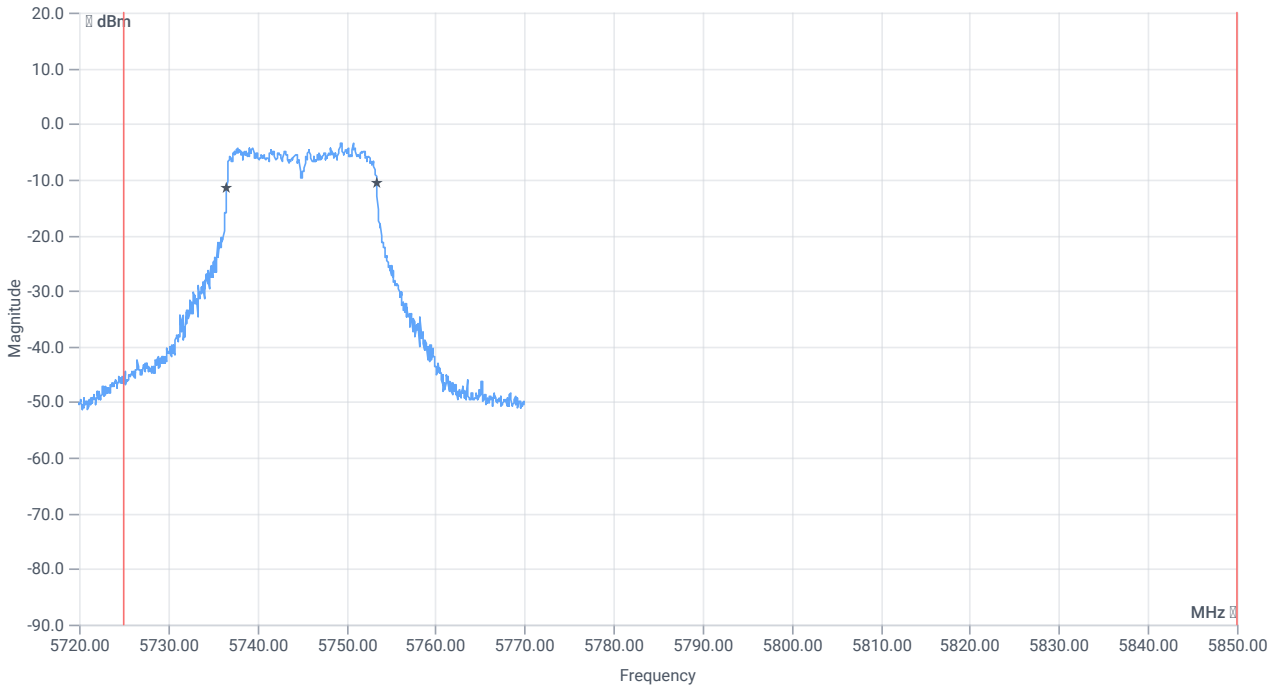

BW within band 99PCT

RESULT

DESCRIPTION	LOWER LIMIT	UPPER LIMIT	MEASURED	UNIT	VERDICT
Bandwidth 99%	---	---	16.783	MHz	INFO
T1 99%	5725.000000	---	5736.6084	MHz	PASS
T2 99%	---	5850.000000	5753.3916	MHz	PASS

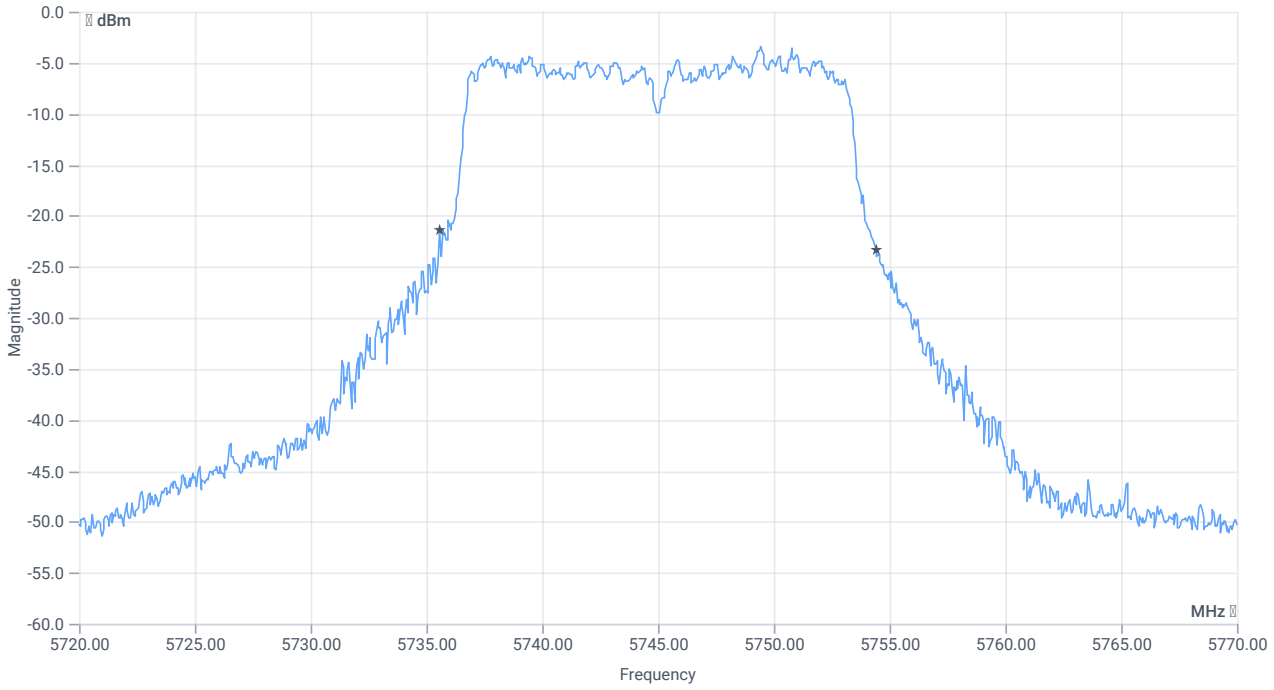

BW 20dB

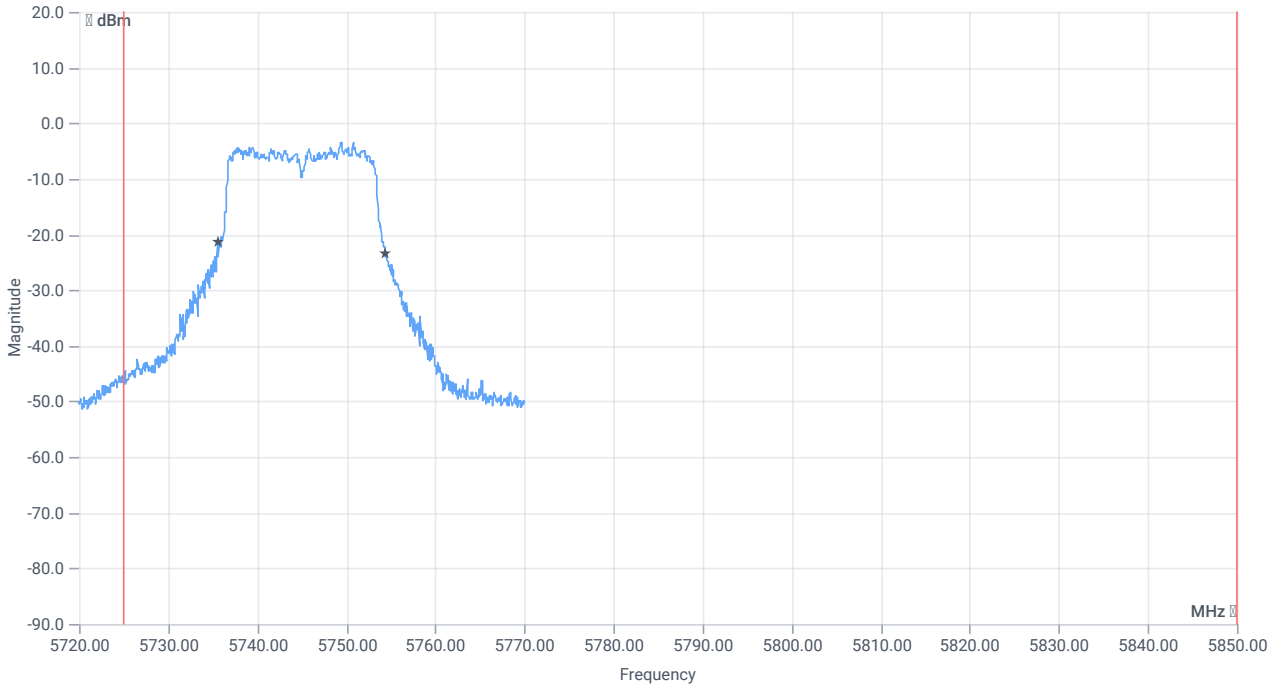

BW within band 20dB

RESULT

DESCRIPTION	LOWER LIMIT	UPPER LIMIT	MEASURED	UNIT	VERDICT
Bandwidth 20dB	---	---	18.85	MHz	INFO
T1 20dB	5725.000000	---	5735.5500	MHz	PASS
T2 20dB	---	5850.000000	5754.4000	MHz	PASS

Verdict
PASS

FCC 15.407, ISED RSS247 # Bandwidths 99PCT and 20dB ~ WLAN5Gx n-HT20 mode U-NII-1

References

TC start	26.01.2024 16:36:15
Ambit temp [°C] | humidity [rel%]	26.8 | 36
System version	5.0.1.0
Standard | Version	FCC 15.407, ISED RSS247 | NI
Method	26dB Bandwidth KDB789033 D02, C.1 / ISED RSS-GEN
Description	FCC 15.407 Bandwidths - WLAN5Gx n-HT20 mode U-NII-1
Information	

EUT Common Settings WLAN5Gx

Number of antenna ports	1
User Interaction	No
Device class UNII_1	Client
Limit W52 japan	Standard

Equipment

Signal analyzer,Rohde&Schwarz,FSV-30,1321.3008K30/103170,3.60
Signaling unit,Rohde&Schwarz,CMW,1201.0002k75/102550,4.0.190
Switch matrix,cetecom advanced GmbH,USM,A001,1.0.0

Test Parameter

Technology to test	WLAN5Gx n-HT20 mode
EUT port	EUT2
Temperature	nom
Voltage	nom
Frequency low to test	False | Freq [MHz] 5180
Frequency mid to test	False | Freq [MHz] 5200
Frequency high to test	True | Freq [MHz] 5240
Auto control enabled power supply | Climatic Box	No | No
Additional path loss [dB]	0.5
Full path type	EUT_SA_GEN_SIG
Full path name	EUT2.SIG1/EUT2.SA/EUT2.GEN1/EUT2.GEN2/
Switch bits	00100010:00010001:00000000:00000001

Test at TX 5240 MHz

RESULT: Reference power cond.

DESCRIPTION	LOWER LIMIT	UPPER LIMIT	MEASURED	UNIT	VERDICT
Ref. power 1MHz/1MHz cond.	---	---	2.63	dBm	INFO
Ref. frequency	---	---	5243.400	MHz	INFO

READ SA SETTINGS:

RefLevel [dBm] | RefLevelOffset [dB] | InpAtt [dB]	10.63 | 9.93 | 20
Start [MHz] | Stop [MHz]	5215.000 | 5265.000
RBW [MHz] | VBW [MHz]	0.300000 | 1.000000
Detector | TraceMode	POS | MAXH
Sweep: time [ms] | count | points per Section | type	1 | 2500 | 1001 | SWE

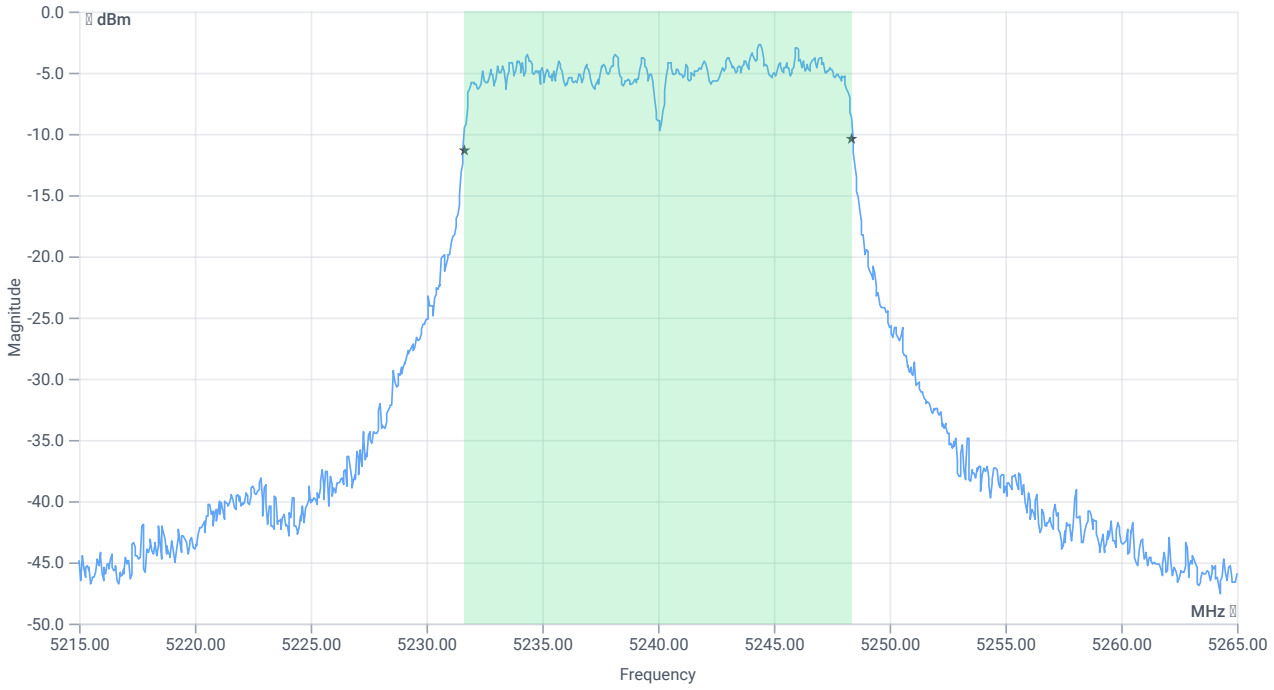

BW 99PCT

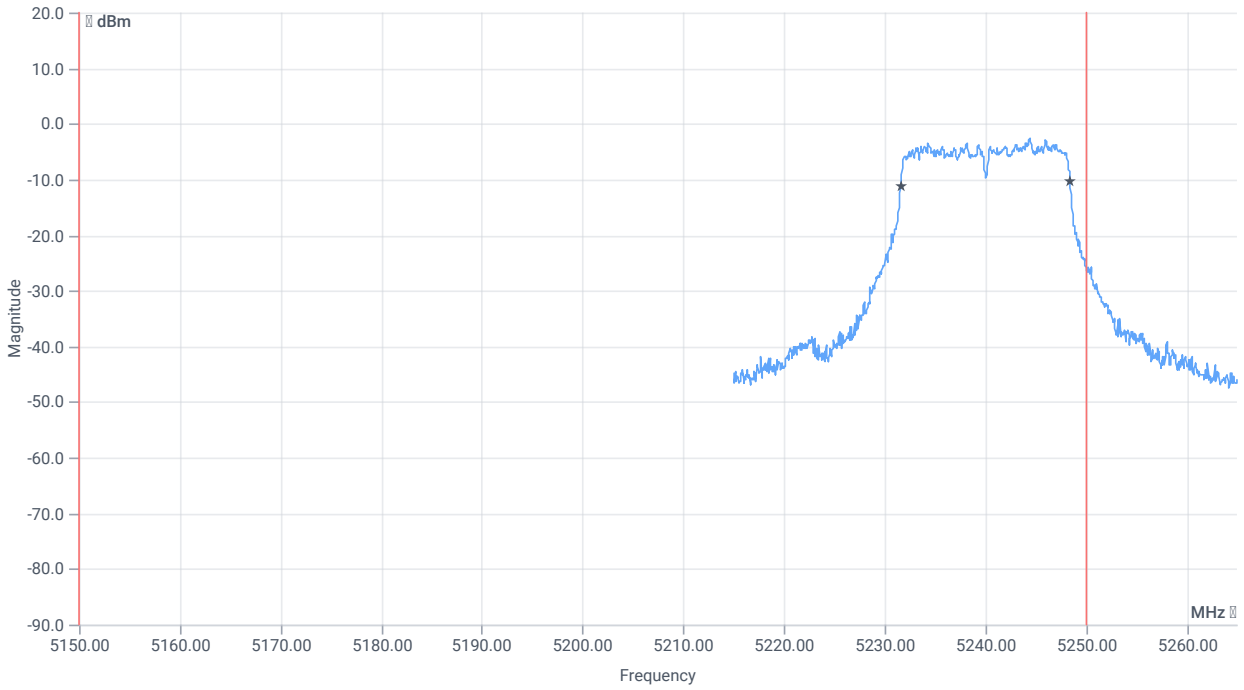

BW within band 99PCT

RESULT

DESCRIPTION	LOWER LIMIT	UPPER LIMIT	MEASURED	UNIT	VERDICT
Bandwidth 99%	---	---	16.783	MHz	INFO
T1 99%	5150.000000	---	5231.6084	MHz	PASS
T2 99%	---	5250.000000	5248.3916	MHz	PASS

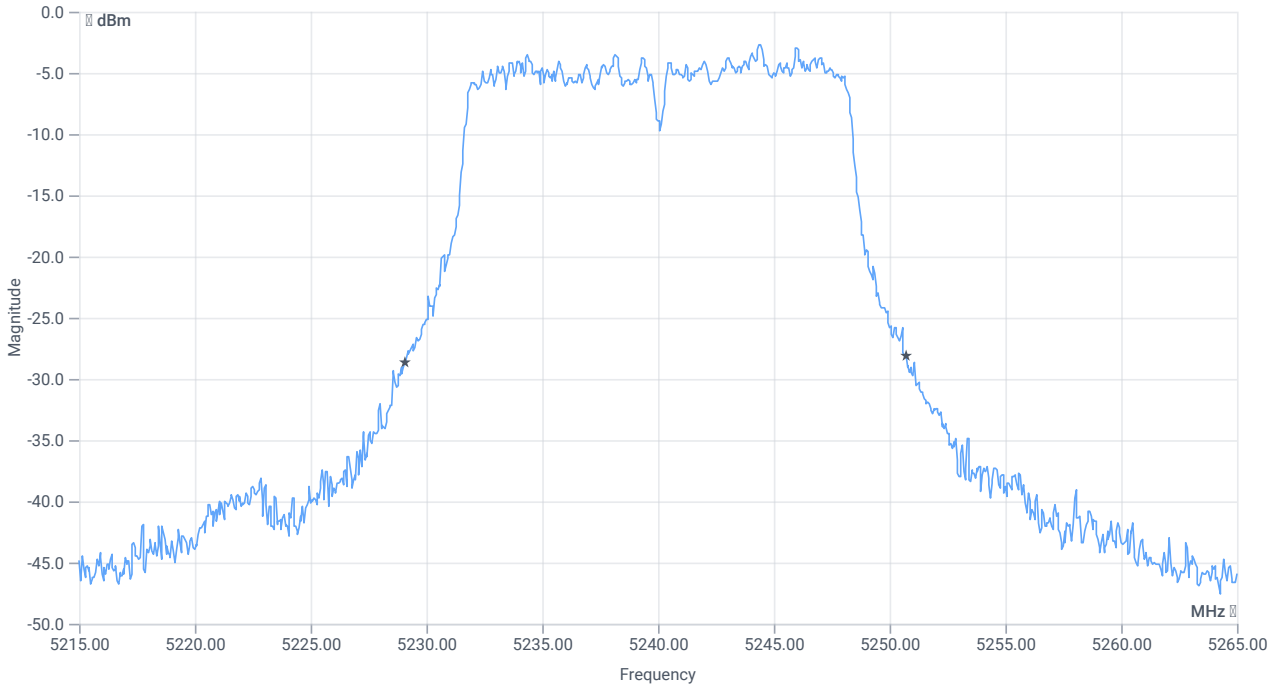

BW 26dB

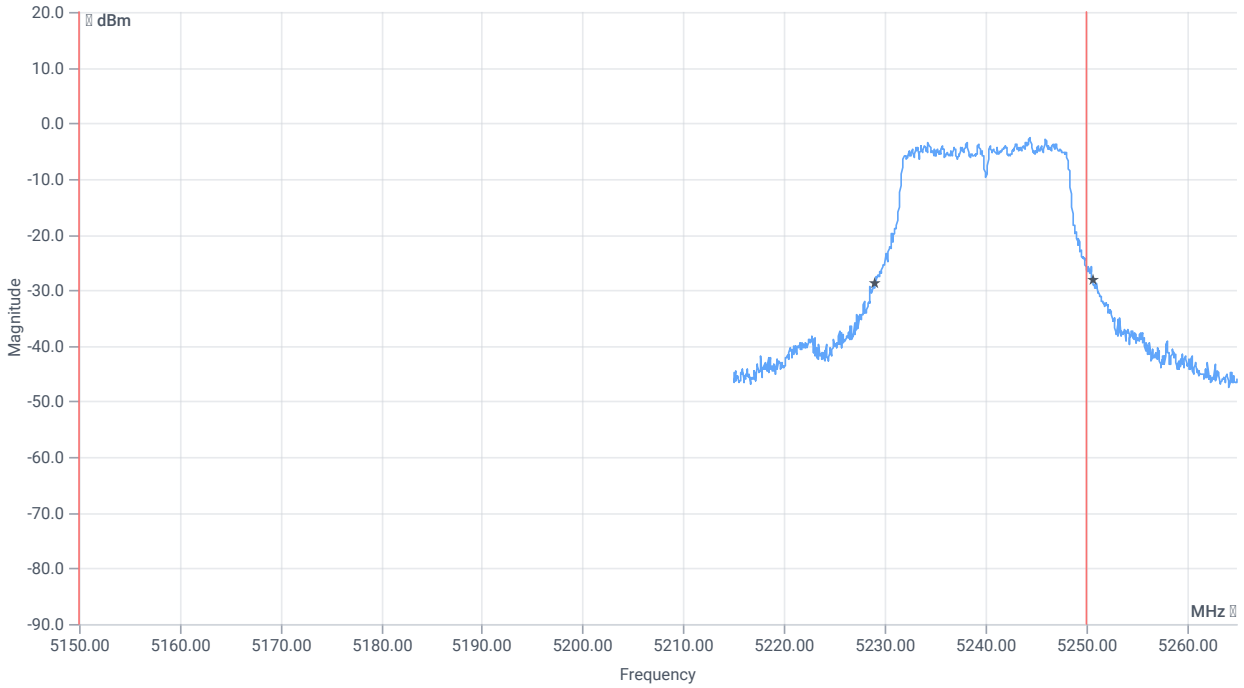

BW within band 26dB

RESULT

DESCRIPTION	LOWER LIMIT	UPPER LIMIT	MEASURED	UNIT	VERDICT
Bandwidth 26dB	---	---	21.65	MHz	INFO
T1 26dB	5150.000000	---	5229.0500	MHz	PASS
T2 26dB	---	5250.000000	5250.7000	MHz	DFS required

Verdict
PASS

FCC 15.407, ISED RSS247 # Bandwidths 99PCT and 20dB ~ WLAN5Gx n-HT20 mode U-NII-1

References

TC start	26.01.2024 16:32:18
Ambit temp [°C] | humidity [rel%]	26.8 | 36
System version	5.0.1.0
Standard | Version	FCC 15.407, ISED RSS247 | NI
Method	26dB Bandwidth KDB789033 D02, C.1 / ISED RSS-GEN
Description	FCC 15.407 Bandwidths - WLAN5Gx n-HT20 mode U-NII-1
Information	

EUT Common Settings WLAN5Gx

Number of antenna ports	1
User Interaction	No
Device class UNII_1	Client
Limit W52 japan	Standard

Equipment

Signal analyzer,Rohde&Schwarz,FSV-30,1321.3008K30/103170,3.60
Signaling unit,Rohde&Schwarz,CMW,1201.0002k75/102550,4.0.190
Switch matrix,cetecom advanced GmbH,USM,A001,1.0.0

Test Parameter

Technology to test	WLAN5Gx n-HT20 mode
EUT port	EUT1
Temperature	nom
Voltage	nom
Frequency low to test	False | Freq [MHz] 5180
Frequency mid to test	False | Freq [MHz] 5200
Frequency high to test	True | Freq [MHz] 5240
Auto control enabled power supply | Climatic Box	No | No
Additional path loss [dB]	0.5
Full path type	EUT_SA_GEN_SIG
Full path name	EUT1.SIG1/EUT1.SA/EUT1.GEN1/EUT1.GEN2/
Switch bits	00010001:00010001:00000000:00000001

Test at TX 5240 MHz

RESULT: Reference power cond.

DESCRIPTION	LOWER LIMIT	UPPER LIMIT	MEASURED	UNIT	VERDICT
Ref. power 1MHz/1MHz cond.	---	---	2.50	dBm	INFO
Ref. frequency	---	---	5234.410	MHz	INFO

READ SA SETTINGS:

RefLevel [dBm] | RefLevelOffset [dB] | InpAtt [dB]	10.50 | 9.92 | 20
Start [MHz] | Stop [MHz]	5215.000 | 5265.000
RBW [MHz] | VBW [MHz]	0.300000 | 1.000000
Detector | TraceMode	POS | MAXH
Sweep: time [ms] | count | points per Section | type	1 | 2500 | 1001 | SWE

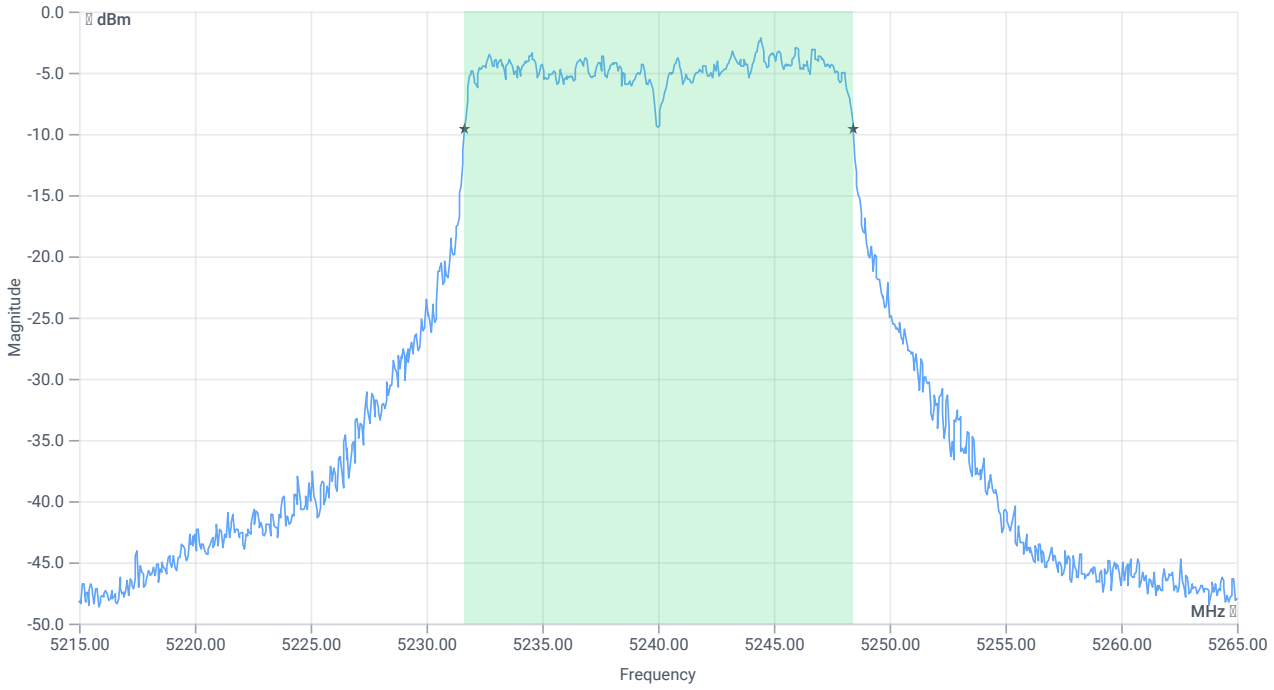

BW 99PCT

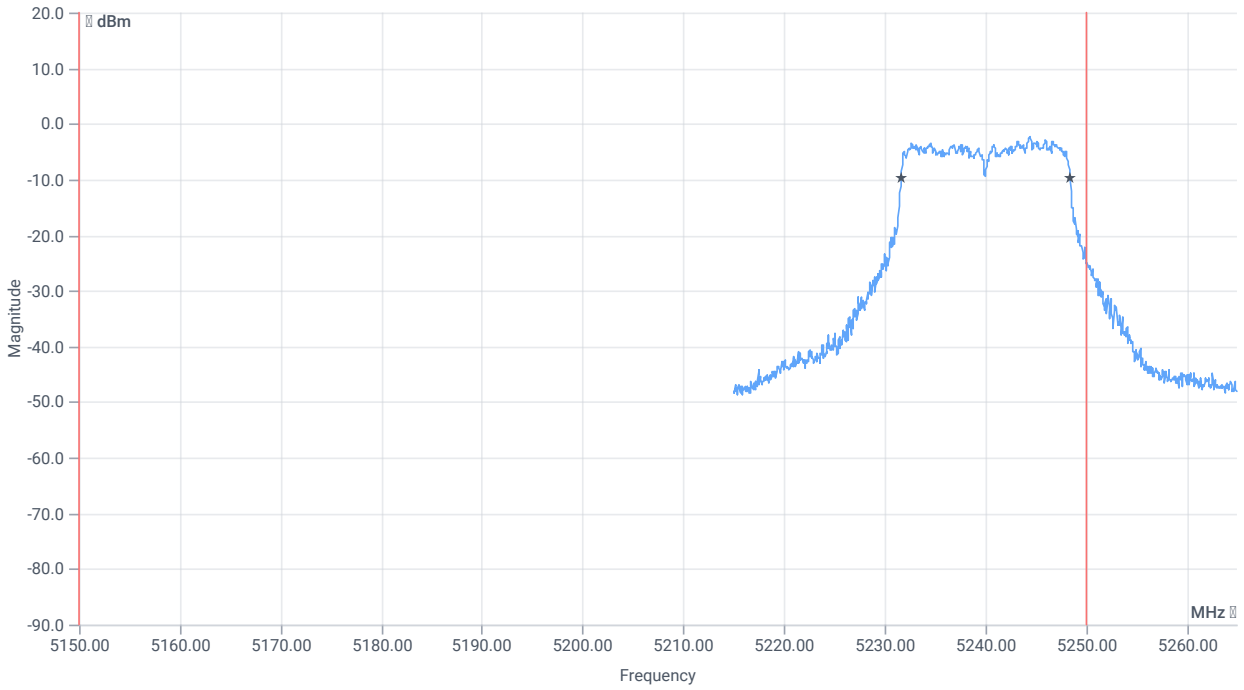

BW within band 99PCT

RESULT

DESCRIPTION	LOWER LIMIT	UPPER LIMIT	MEASURED	UNIT	VERDICT
Bandwidth 99%	---	---	16.783	MHz	INFO
T1 99%	5150.000000	---	5231.6583	MHz	PASS
T2 99%	---	5250.000000	5248.4416	MHz	PASS

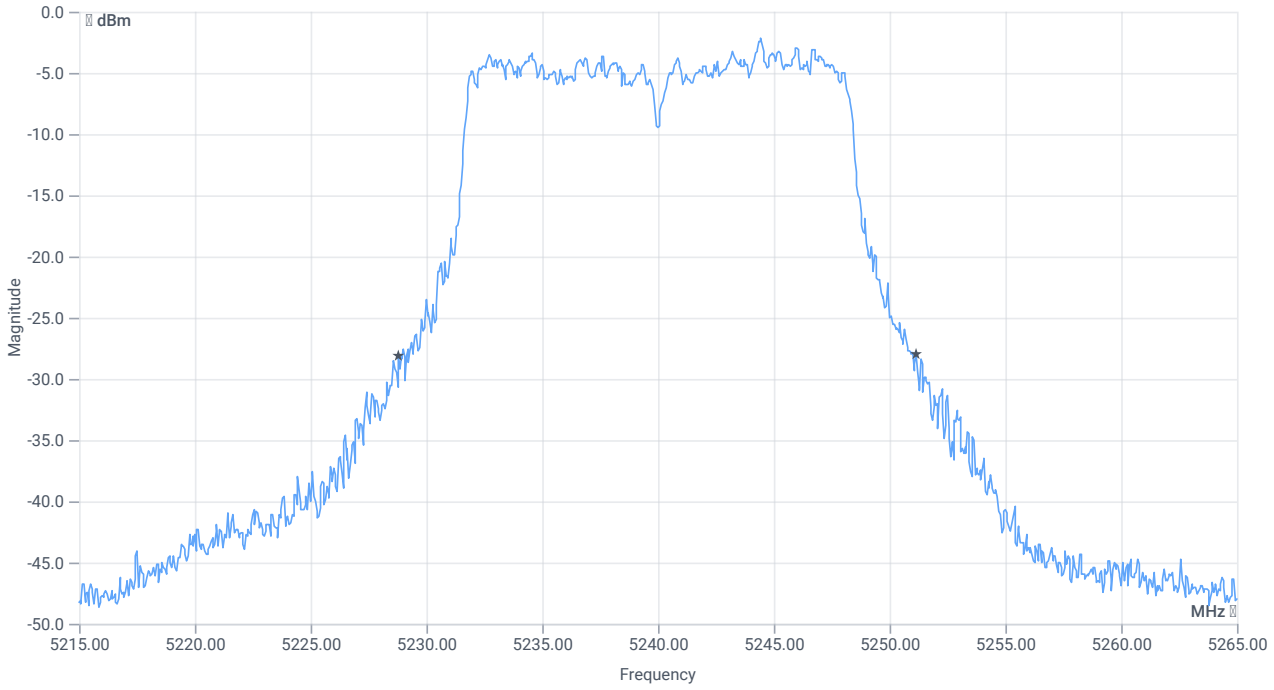

BW 26dB

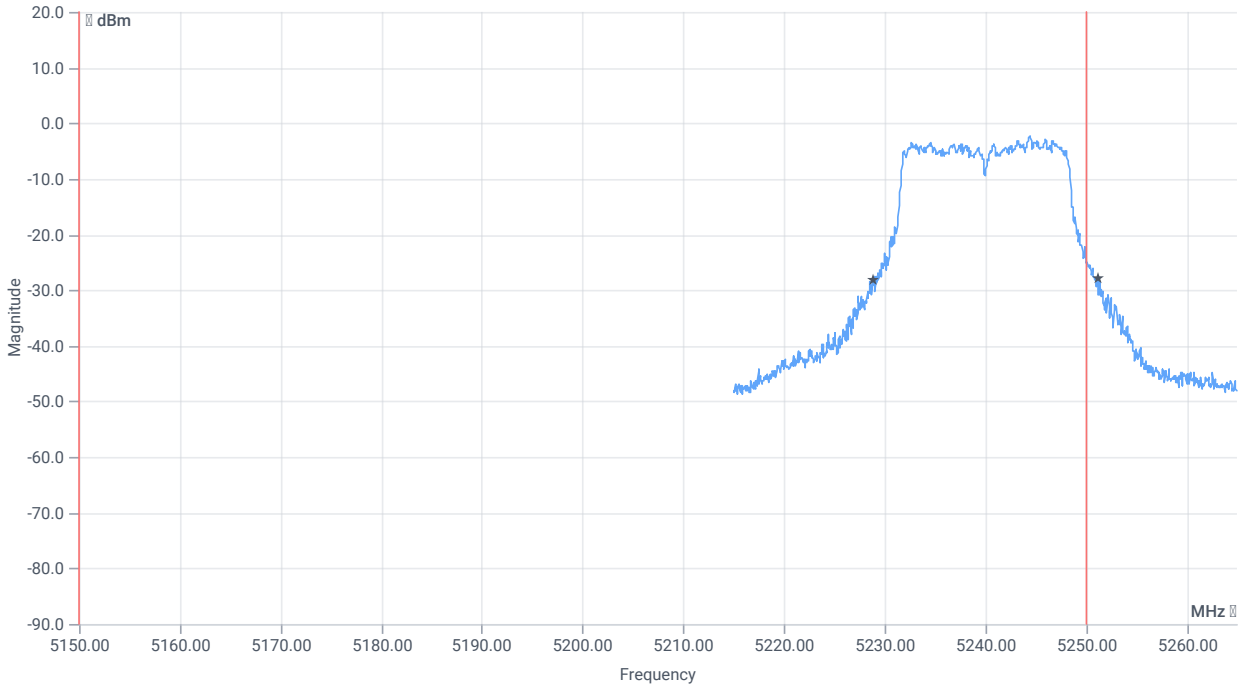

BW within band 26dB

RESULT

DESCRIPTION	LOWER LIMIT	UPPER LIMIT	MEASURED	UNIT	VERDICT
Bandwidth 26dB	---	---	22.35	MHz	INFO
T1 26dB	5150.000000	---	5228.8000	MHz	PASS
T2 26dB	---	5250.000000	5251.1500	MHz	DFS required

Verdict
PASS

FCC 15.407, ISED RSS247 # Bandwidths 99PCT and 20dB ~ WLAN5Gx n-HT20 mode U-NII-1

References

TC start	26.01.2024 16:26:51
Ambit temp [°C] | humidity [rel%]	26.8 | 36
System version	5.0.1.0
Standard | Version	FCC 15.407, ISED RSS247 | NI
Method	26dB Bandwidth KDB789033 D02, C.1 / ISED RSS-GEN
Description	FCC 15.407 Bandwidths - WLAN5Gx n-HT20 mode U-NII-1
Information	

EUT Common Settings WLAN5Gx

Number of antenna ports	1
User Interaction	No
Device class UNII_1	Client
Limit W52 japan	Standard

Equipment

Signal analyzer,Rohde&Schwarz,FSV-30,1321.3008K30/103170,3.60
Signaling unit,Rohde&Schwarz,CMW,1201.0002k75/102550,4.0.190
Switch matrix,cetecom advanced GmbH,USM,A001,1.0.0

Test Parameter

Technology to test	WLAN5Gx n-HT20 mode
EUT port	EUT2
Temperature	nom
Voltage	nom
Frequency low to test	False | Freq [MHz] 5180
Frequency mid to test	True | Freq [MHz] 5200
Frequency high to test	False | Freq [MHz] 5240
Auto control enabled power supply | Climatic Box	No | No
Additional path loss [dB]	0.5
Full path type	EUT_SA_GEN_SIG
Full path name	EUT2.SIG1/EUT2.SA/EUT2.GEN1/EUT2.GEN2/
Switch bits	00100010:00010001:00000000:00000001

Test at TX 5200 MHz

RESULT: Reference power cond.

DESCRIPTION	LOWER LIMIT	UPPER LIMIT	MEASURED	UNIT	VERDICT
Ref. power 1MHz/1MHz cond.	---	---	1.20	dBm	INFO
Ref. frequency	---	---	5196.800	MHz	INFO

READ SA SETTINGS:

RefLevel [dBm] | RefLevelOffset [dB] | InpAtt [dB]	9.20 | 10.08 | 15
Start [MHz] | Stop [MHz]	5175.000 | 5225.000
RBW [MHz] | VBW [MHz]	0.300000 | 1.000000
Detector | TraceMode	POS | MAXH
Sweep: time [ms] | count | points per Section | type	1 | 2500 | 1001 | SWE

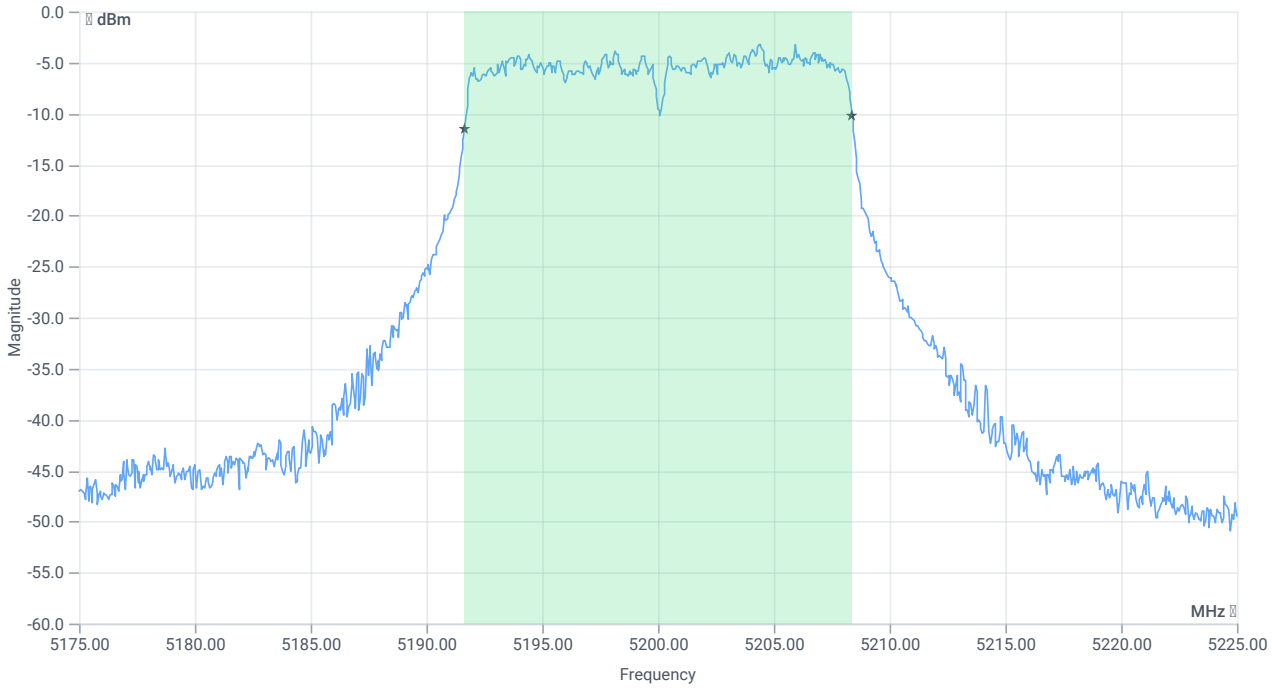

BW 99PCT

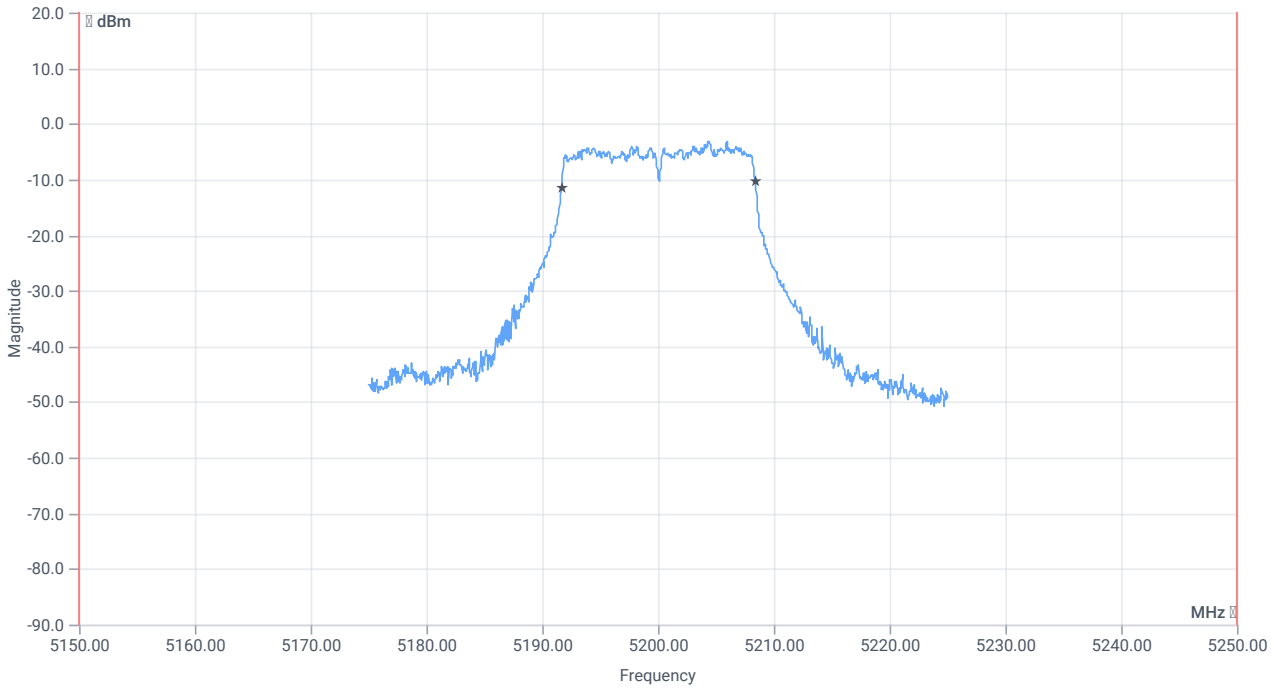

BW within band 99PCT

RESULT

DESCRIPTION	LOWER LIMIT	UPPER LIMIT	MEASURED	UNIT	VERDICT
Bandwidth 99%	---	---	16.733	MHz	INFO
T1 99%	5150.000000	---	5191.6583	MHz	PASS
T2 99%	---	5250.000000	5208.3916	MHz	PASS

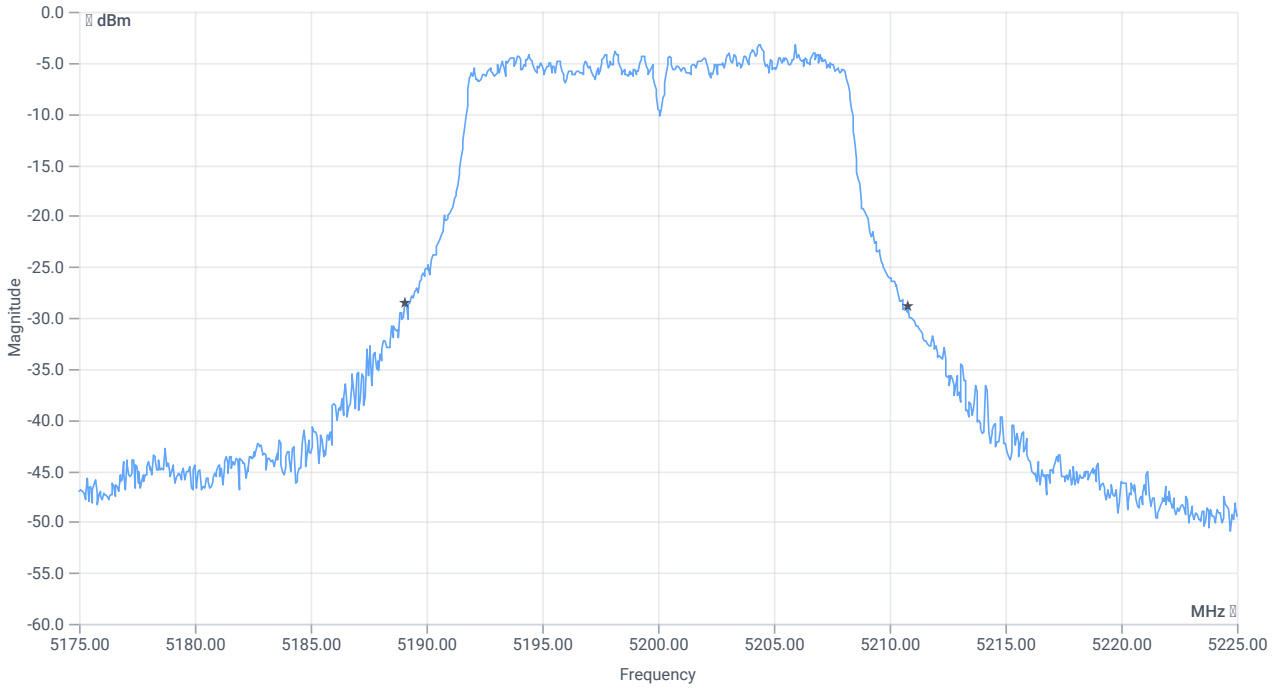

BW 26dB

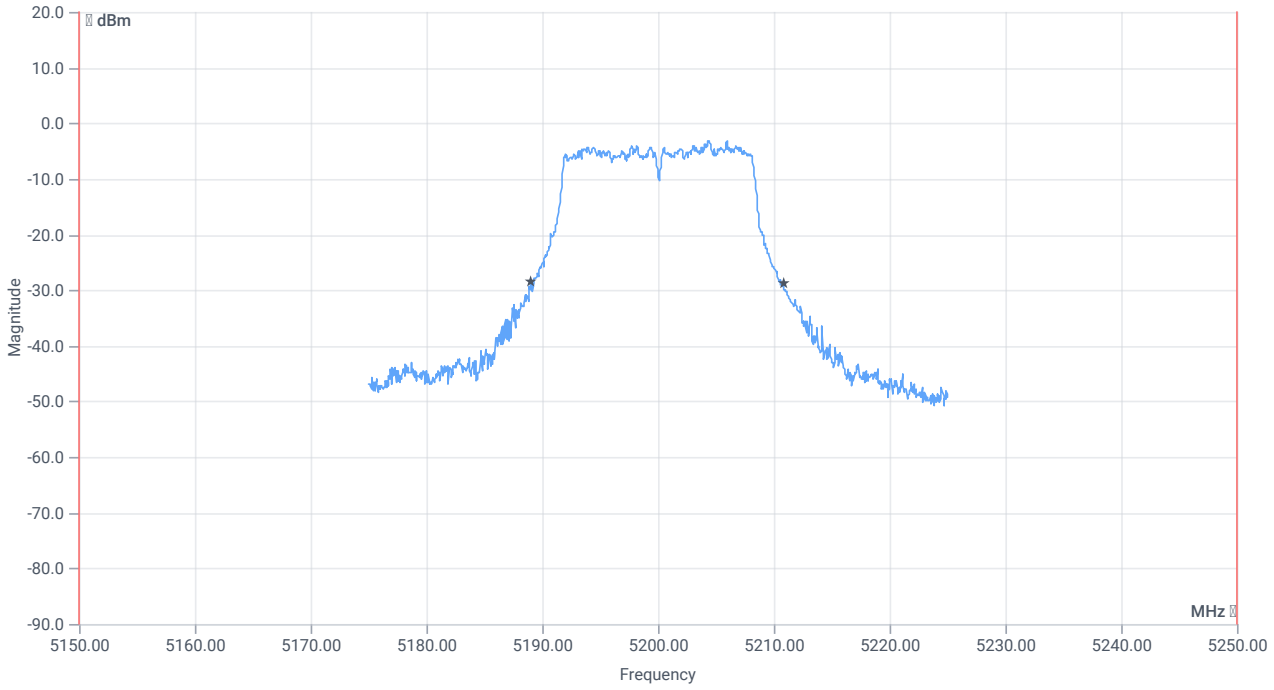

BW within band 26dB

RESULT

DESCRIPTION	LOWER LIMIT	UPPER LIMIT	MEASURED	UNIT	VERDICT
Bandwidth 26dB	---	---	21.75	MHz	INFO
T1 26dB	5150.000000	---	5189.0500	MHz	PASS
T2 26dB	---	5250.000000	5210.8000	MHz	PASS

Verdict
PASS

FCC 15.407, ISED RSS247 # Bandwidths 99PCT and 20dB ~ WLAN5Gx n-HT20 mode U-NII-1

References

TC start	26.01.2024 16:22:45
Ambit temp [°C] | humidity [rel%]	26.8 | 36
System version	5.0.1.0
Standard | Version	FCC 15.407, ISED RSS247 | NI
Method	26dB Bandwidth KDB789033 D02, C.1 / ISED RSS-GEN
Description	FCC 15.407 Bandwidths - WLAN5Gx n-HT20 mode U-NII-1
Information	

EUT Common Settings WLAN5Gx

Number of antenna ports	1
User Interaction	No
Device class UNII_1	Client
Limit W52 japan	Standard

Equipment

Signal analyzer,Rohde&Schwarz,FSV-30,1321.3008K30/103170,3.60
Signaling unit,Rohde&Schwarz,CMW,1201.0002k75/102550,4.0.190
Switch matrix,cetecom advanced GmbH,USM,A001,1.0.0

Test Parameter

Technology to test	WLAN5Gx n-HT20 mode
EUT port	EUT1
Temperature	nom
Voltage	nom
Frequency low to test	False | Freq [MHz] 5180
Frequency mid to test	True | Freq [MHz] 5200
Frequency high to test	False | Freq [MHz] 5240
Auto control enabled power supply | Climatic Box	No | No
Additional path loss [dB]	0.5
Full path type	EUT_SA_GEN_SIG
Full path name	EUT1.SIG1/EUT1.SA/EUT1.GEN1/EUT1.GEN2/
Switch bits	00010001:00010001:00000000:00000001

Test at TX 5200 MHz

RESULT: Reference power cond.

DESCRIPTION	LOWER LIMIT	UPPER LIMIT	MEASURED	UNIT	VERDICT
Ref. power 1MHz/1MHz cond.	---	---	2.49	dBm	INFO
Ref. frequency	---	---	5207.390	MHz	INFO

READ SA SETTINGS:

RefLevel [dBm] | RefLevelOffset [dB] | InpAtt [dB]	10.49 | 10.05 | 20
Start [MHz] | Stop [MHz]	5175.000 | 5225.000
RBW [MHz] | VBW [MHz]	0.300000 | 1.000000
Detector | TraceMode	POS | MAXH
Sweep: time [ms] | count | points per Section | type	1 | 2500 | 1001 | SWE

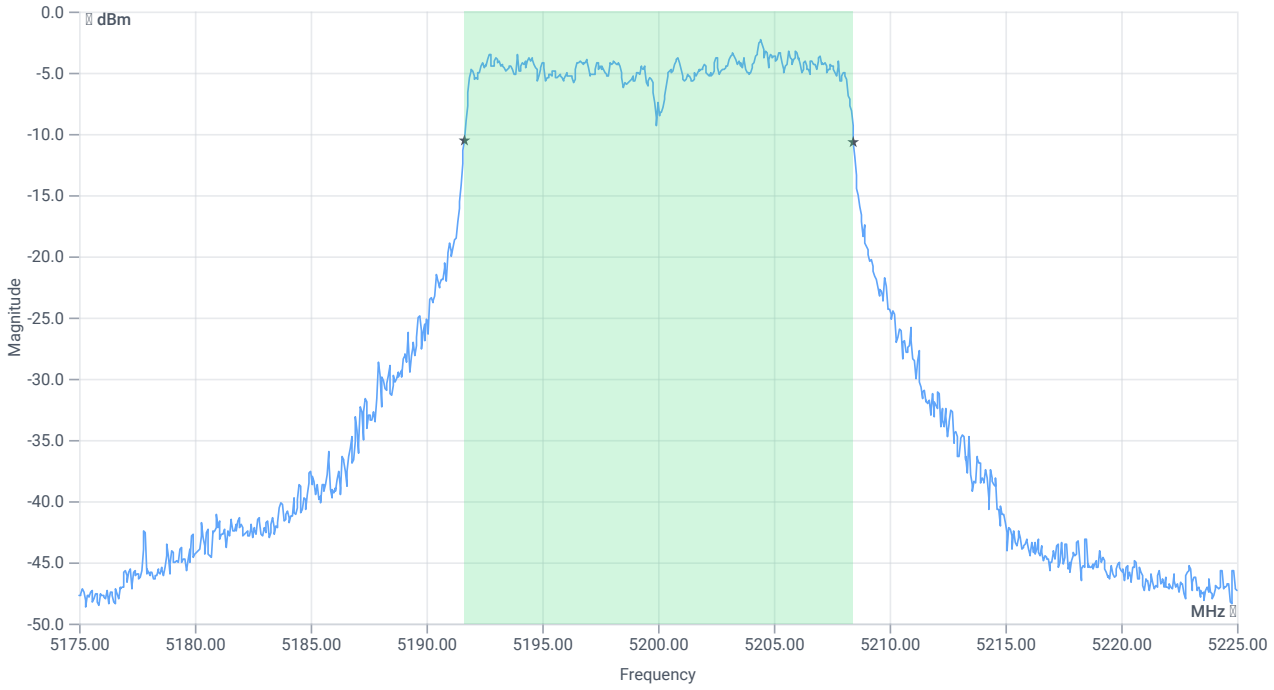

BW 99PCT

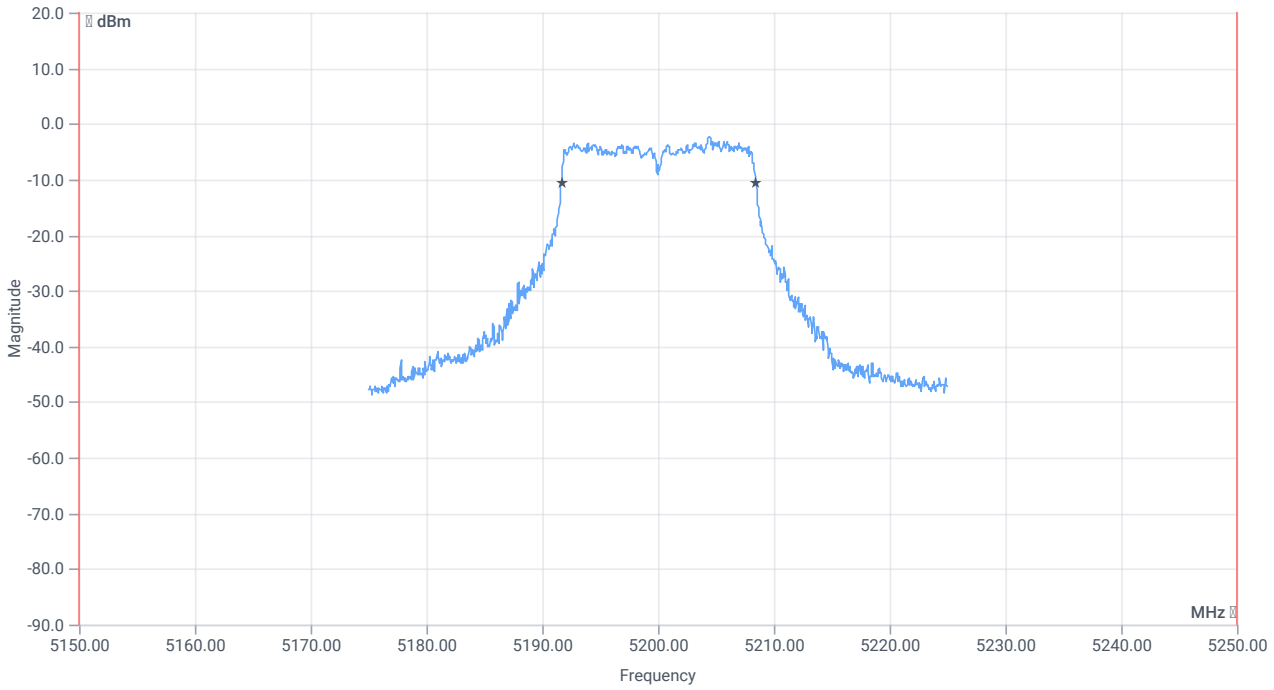

BW within band 99PCT

RESULT

DESCRIPTION	LOWER LIMIT	UPPER LIMIT	MEASURED	UNIT	VERDICT
Bandwidth 99%	---	---	16.783	MHz	INFO
T1 99%	5150.000000	---	5191.6583	MHz	PASS
T2 99%	---	5250.000000	5208.4416	MHz	PASS

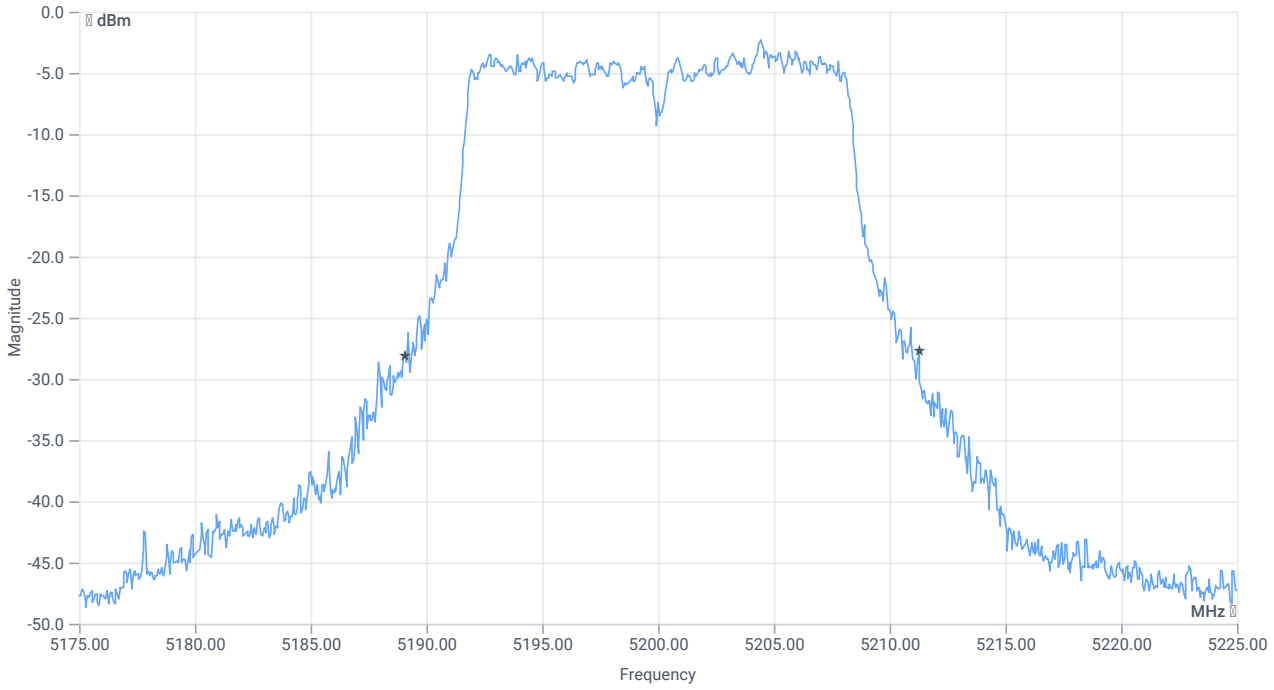

BW 26dB

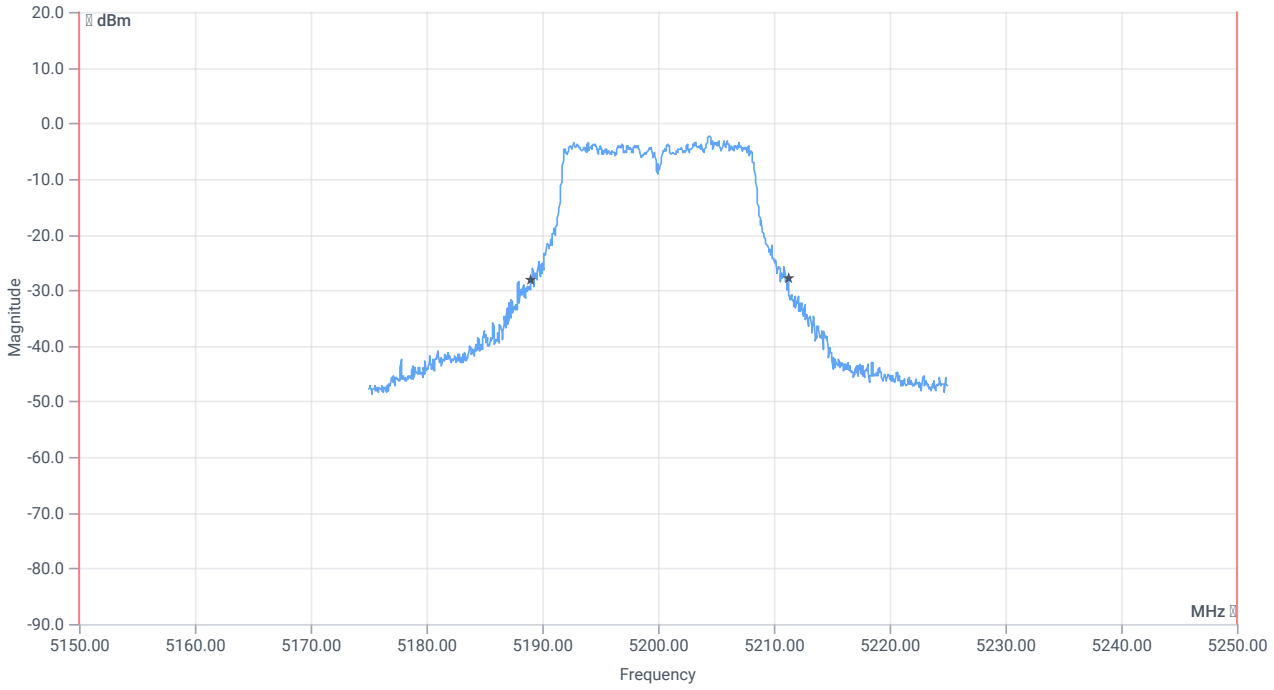

BW within band 26dB

RESULT

DESCRIPTION	LOWER LIMIT	UPPER LIMIT	MEASURED	UNIT	VERDICT
Bandwidth 26dB	---	---	22.2	MHz	INFO
T1 26dB	5150.000000	---	5189.0500	MHz	PASS
T2 26dB	---	5250.000000	5211.2500	MHz	PASS

Verdict
PASS

FCC 15.407, ISED RSS247 # Bandwidths 99PCT and 20dB ~ WLAN5Gx n-HT20 mode U-NII-1

References

TC start	26.01.2024 16:17:38
Ambit temp [°C] | humidity [rel%]	26.7 | 35
System version	5.0.1.0
Standard | Version	FCC 15.407, ISED RSS247 | NI
Method	26dB Bandwidth KDB789033 D02, C.1 / ISED RSS-GEN
Description	FCC 15.407 Bandwidths - WLAN5Gx n-HT20 mode U-NII-1
Information	

EUT Common Settings WLAN5Gx

Number of antenna ports	1
User Interaction	No
Device class UNII_1	Client
Limit W52 japan	Standard

Equipment

Signal analyzer,Rohde&Schwarz,FSV-30,1321.3008K30/103170,3.60
Signaling unit,Rohde&Schwarz,CMW,1201.0002k75/102550,4.0.190
Switch matrix,cetecom advanced GmbH,USM,A001,1.0.0

Test Parameter

Technology to test	WLAN5Gx n-HT20 mode
EUT port	EUT2
Temperature	nom
Voltage	nom
Frequency low to test	True | Freq [MHz] 5180
Frequency mid to test	False | Freq [MHz] 5200
Frequency high to test	False | Freq [MHz] 5240
Auto control enabled power supply | Climatic Box	No | No
Additional path loss [dB]	0.5
Full path type	EUT_SA_GEN_SIG
Full path name	EUT2.SIG1/EUT2.SA/EUT2.GEN1/EUT2.GEN2/
Switch bits	00100010:00010001:00000000:00000001

Test at TX 5180 MHz

RESULT: Reference power cond.

DESCRIPTION	LOWER LIMIT	UPPER LIMIT	MEASURED	UNIT	VERDICT
Ref. power 1MHz/1MHz cond.	---	---	0.80	dBm	INFO
Ref. frequency	---	---	5187.390	MHz	INFO

READ SA SETTINGS:

RefLevel [dBm] | RefLevelOffset [dB] | InpAtt [dB]	8.80 | 10.01 | 15
Start [MHz] | Stop [MHz]	5155.000 | 5205.000
RBW [MHz] | VBW [MHz]	0.300000 | 1.000000
Detector | TraceMode	POS | MAXH
Sweep: time [ms] | count | points per Section | type	1 | 2500 | 1001 | SWE

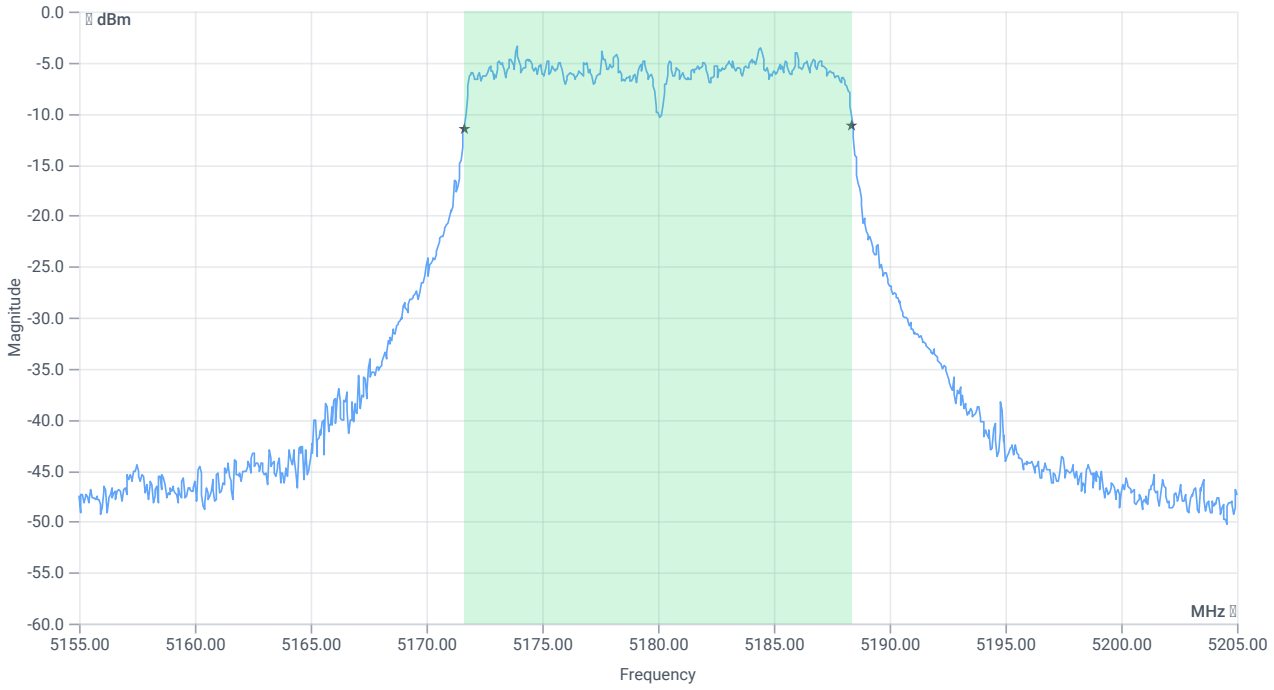

BW 99PCT

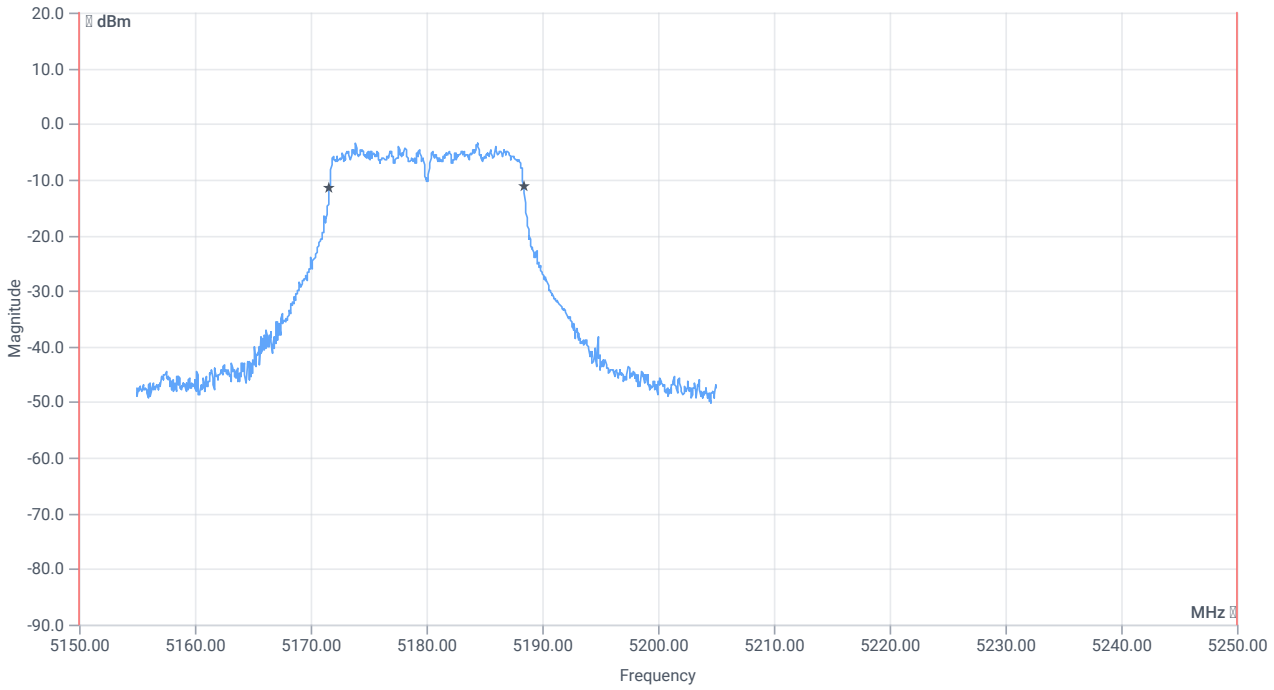

BW within band 99PCT

RESULT

DESCRIPTION	LOWER LIMIT	UPPER LIMIT	MEASURED	UNIT	VERDICT
Bandwidth 99%	---	---	16.783	MHz	INFO
T1 99%	5150.000000	---	5171.6084	MHz	PASS
T2 99%	---	5250.000000	5188.3916	MHz	PASS

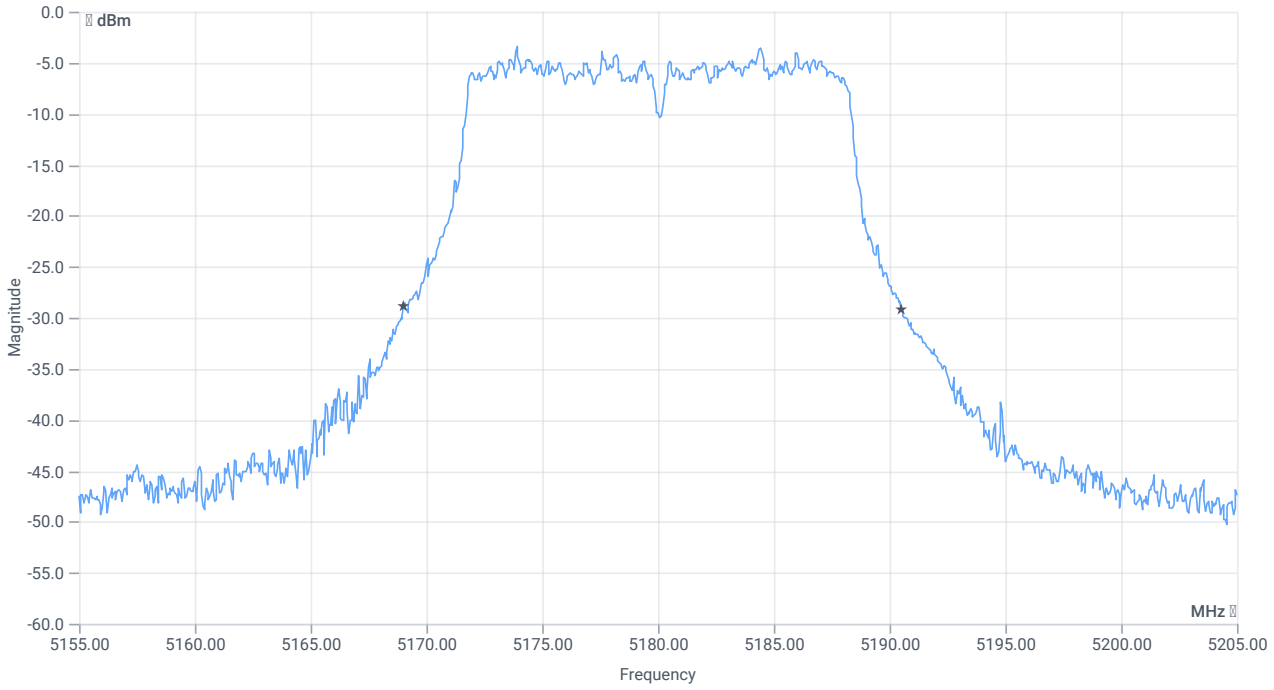

BW 26dB

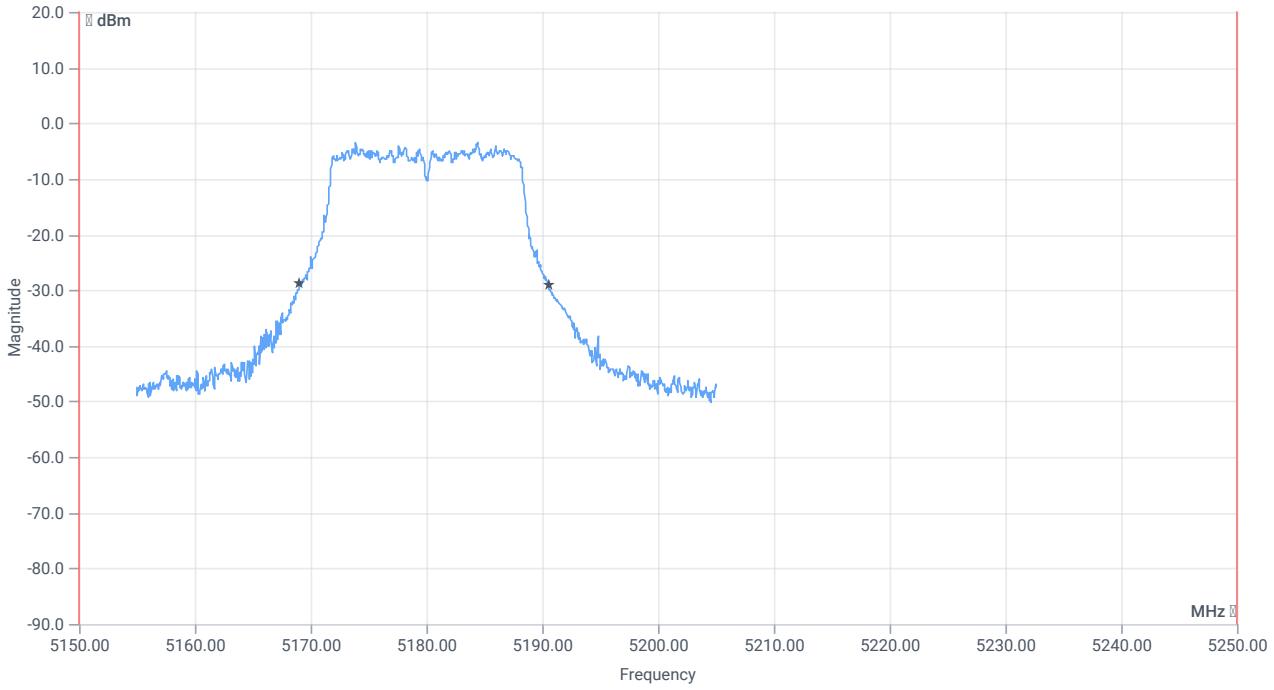

BW within band 26dB

RESULT

DESCRIPTION	LOWER LIMIT	UPPER LIMIT	MEASURED	UNIT	VERDICT
Bandwidth 26dB	---	---	21.5	MHz	INFO
T1 26dB	5150.000000	---	5169.0000	MHz	PASS
T2 26dB	---	5250.000000	5190.5000	MHz	PASS

Verdict
PASS

FCC 15.407, ISED RSS247 # Bandwidths 99PCT and 20dB ~ WLAN5Gx n-HT20 mode U-NII-1

References

TC start	26.01.2024 16:13:25
Ambit temp [°C] | humidity [rel%]	26.8 | 36
System version	5.0.1.0
Standard | Version	FCC 15.407, ISED RSS247 | NI
Method	26dB Bandwidth KDB789033 D02, C.1 / ISED RSS-GEN
Description	FCC 15.407 Bandwidths - WLAN5Gx n-HT20 mode U-NII-1
Information	

EUT Common Settings WLAN5Gx

Number of antenna ports	1
User Interaction	No
Device class UNII_1	Client
Limit W52 japan	Standard

Equipment

Signal analyzer,Rohde&Schwarz,FSV-30,1321.3008K30/103170,3.60
Signaling unit,Rohde&Schwarz,CMW,1201.0002k75/102550,4.0.190
Switch matrix,cetecom advanced GmbH,USM,A001,1.0.0

Test Parameter

Technology to test	WLAN5Gx n-HT20 mode
EUT port	EUT1
Temperature	nom
Voltage	nom
Frequency low to test	True | Freq [MHz] 5180
Frequency mid to test	False | Freq [MHz] 5200
Frequency high to test	False | Freq [MHz] 5240
Auto control enabled power supply | Climatic Box	No | No
Additional path loss [dB]	0.5
Full path type	EUT_SA_GEN_SIG
Full path name	EUT1.SIG1/EUT1.SA/EUT1.GEN1/EUT1.GEN2/
Switch bits	00010001:00010001:00000000:00000001

Test at TX 5180 MHz

RESULT: Reference power cond.

DESCRIPTION	LOWER LIMIT	UPPER LIMIT	MEASURED	UNIT	VERDICT
Ref. power 1MHz/1MHz cond.	---	---	1.30	dBm	INFO
Ref. frequency	---	---	5174.210	MHz	INFO

READ SA SETTINGS:

RefLevel [dBm] | RefLevelOffset [dB] | InpAtt [dB]	9.30 | 9.99 | 15
Start [MHz] | Stop [MHz]	5155.000 | 5205.000
RBW [MHz] | VBW [MHz]	0.300000 | 1.000000
Detector | TraceMode	POS | MAXH
Sweep: time [ms] | count | points per Section | type	1 | 2500 | 1001 | SWE

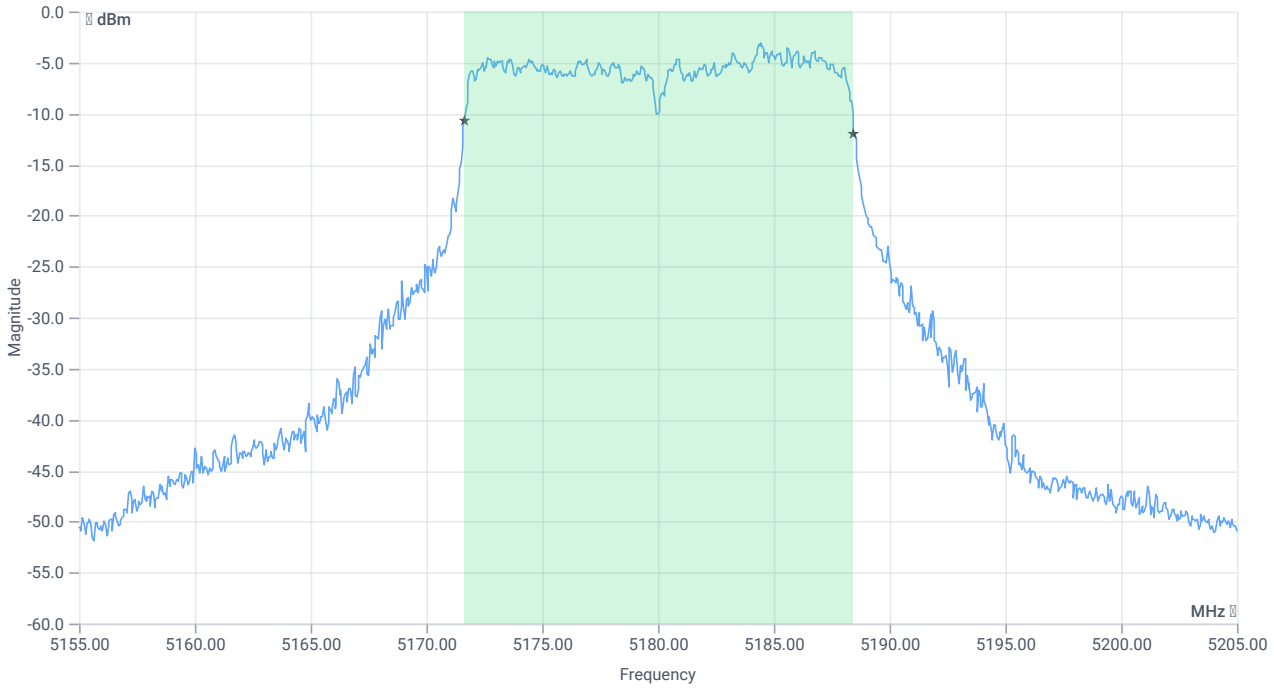

BW 99PCT

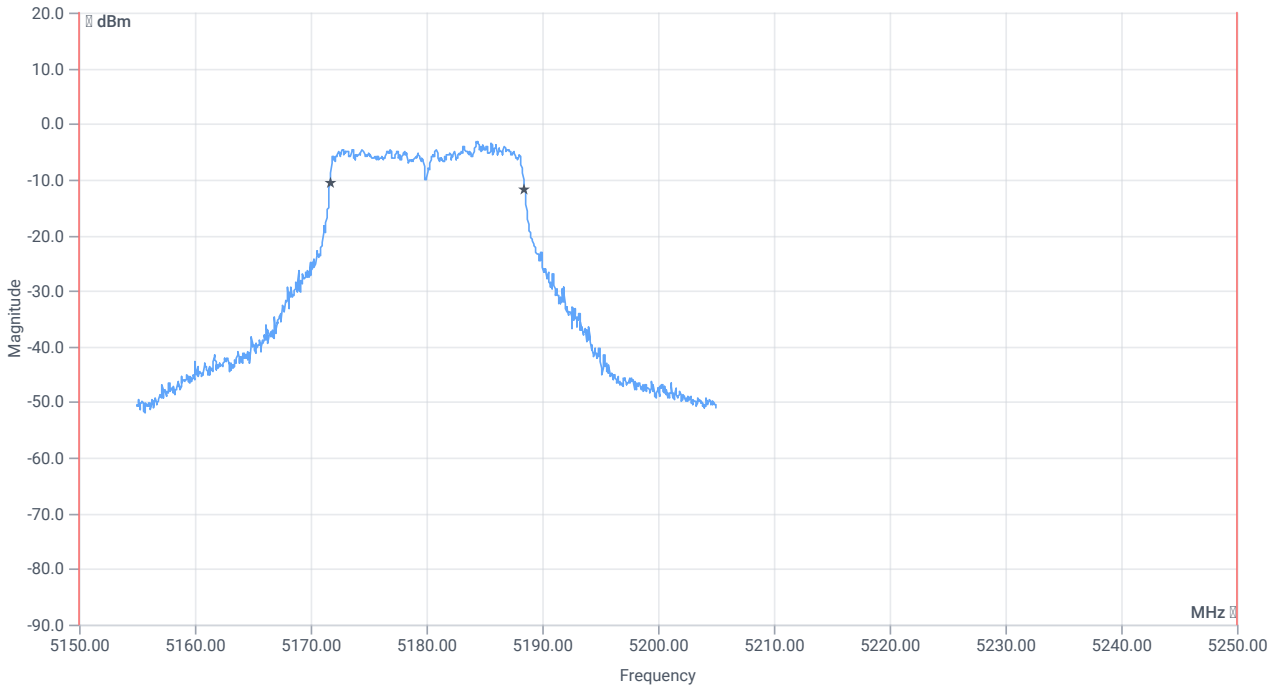

BW within band 99PCT

RESULT

DESCRIPTION	LOWER LIMIT	UPPER LIMIT	MEASURED	UNIT	VERDICT
Bandwidth 99%	---	---	16.783	MHz	INFO
T1 99%	5150.000000	---	5171.6583	MHz	PASS
T2 99%	---	5250.000000	5188.4416	MHz	PASS

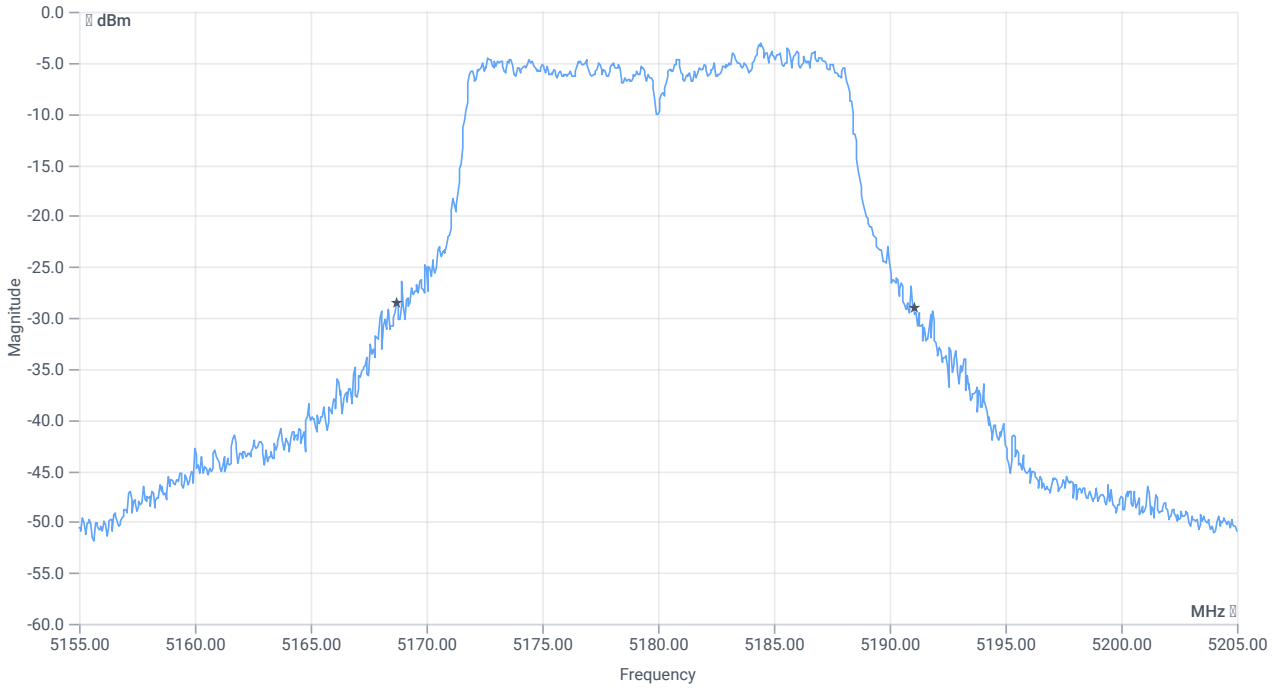

BW 26dB

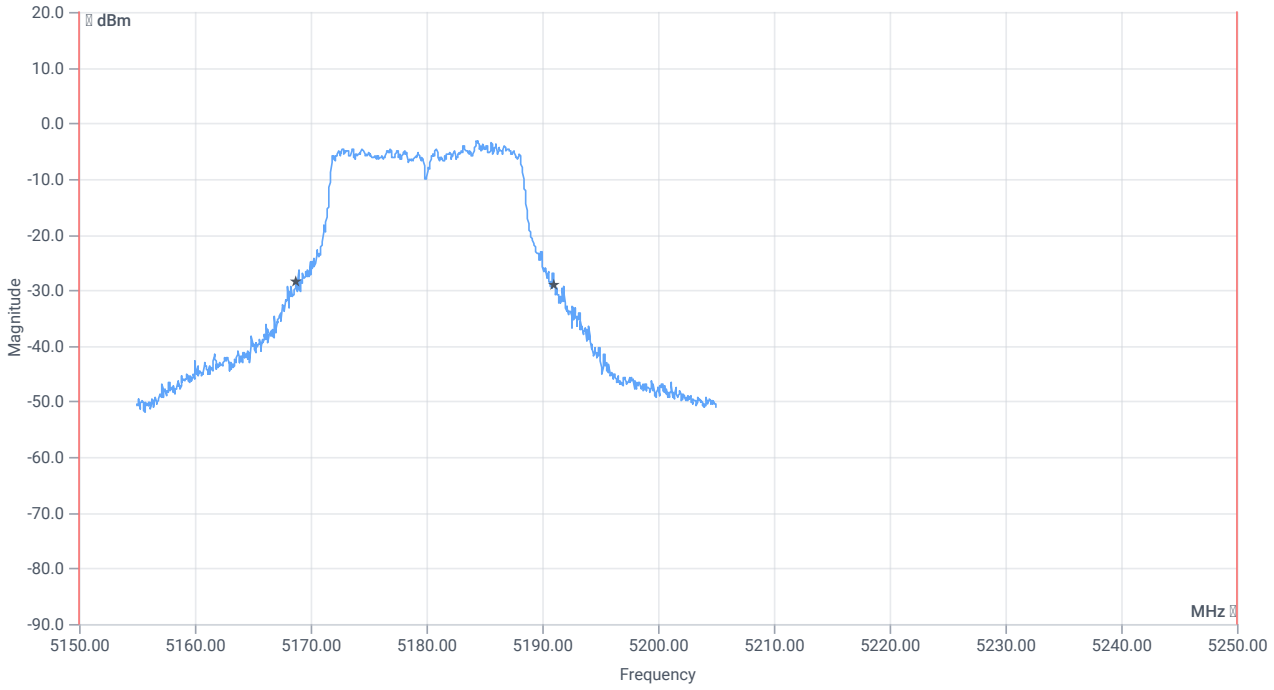

BW within band 26dB

RESULT

DESCRIPTION	LOWER LIMIT	UPPER LIMIT	MEASURED	UNIT	VERDICT
Bandwidth 26dB	---	---	22.35	MHz	INFO
T1 26dB	5150.000000	---	5168.7000	MHz	PASS
T2 26dB	---	5250.000000	5191.0500	MHz	PASS

Verdict
PASS

FCC 15.407, ISED RSS247 # Bandwidths 99PCT and 20dB ~ WLAN5Gx a mode U-NII-3

References

TC start	26.01.2024 15:49:45
Ambit temp [°C] | humidity [rel%]	26.8 | 36
System version	5.0.1.0
Standard | Version	FCC 15.407, ISED RSS247 | NI
Method	26dB Bandwidth KDB789033 D02, C.1 / ISED RSS-GEN
Description	FCC 15.407 Bandwidths - WLAN5Gx a mode U-NII-3
Information	

EUT Common Settings WLAN5Gx

Number of antenna ports	1
User Interaction	No
Device class UNII_1	Client
Limit W52 japan	Standard

Equipment

Signal analyzer,Rohde&Schwarz,FSV-30,1321.3008K30/103170,3.60
Signaling unit,Rohde&Schwarz,CMW,1201.0002k75/102550,4.0.190
Switch matrix,cetecom advanced GmbH,USM,A001,1.0.0

Test Parameter

Technology to test	WLAN5Gx a mode
EUT port	EUT2
Temperature	nom
Voltage	nom
Frequency low to test	False | Freq [MHz] 5745
Frequency mid to test	False | Freq [MHz] 5785
Frequency high to test	True | Freq [MHz] 5825
Auto control enabled power supply | Climatic Box	No | No
Additional path loss [dB]	0.5
Full path type	EUT_SA_GEN_SIG
Full path name	EUT2.SIG1/EUT2.SA/EUT2.GEN1/EUT2.GEN2/
Switch bits	00100010:00010001:00000000:00000001

Test at TX 5825 MHz

RESULT: Reference power cond.

DESCRIPTION	LOWER LIMIT	UPPER LIMIT	MEASURED	UNIT	VERDICT
Ref. power 1MHz/1MHz cond.	---	---	0.27	dBm	INFO
Ref. frequency	---	---	5827.200	MHz	INFO

READ SA SETTINGS:

RefLevel [dBm] | RefLevelOffset [dB] | InpAtt [dB]	8.27 | 10.44 | 15
Start [MHz] | Stop [MHz]	5800.000 | 5850.000
RBW [MHz] | VBW [MHz]	0.300000 | 1.000000
Detector | TraceMode	POS | MAXH
Sweep: time [ms] | count | points per Section | type	1 | 2500 | 1001 | SWE

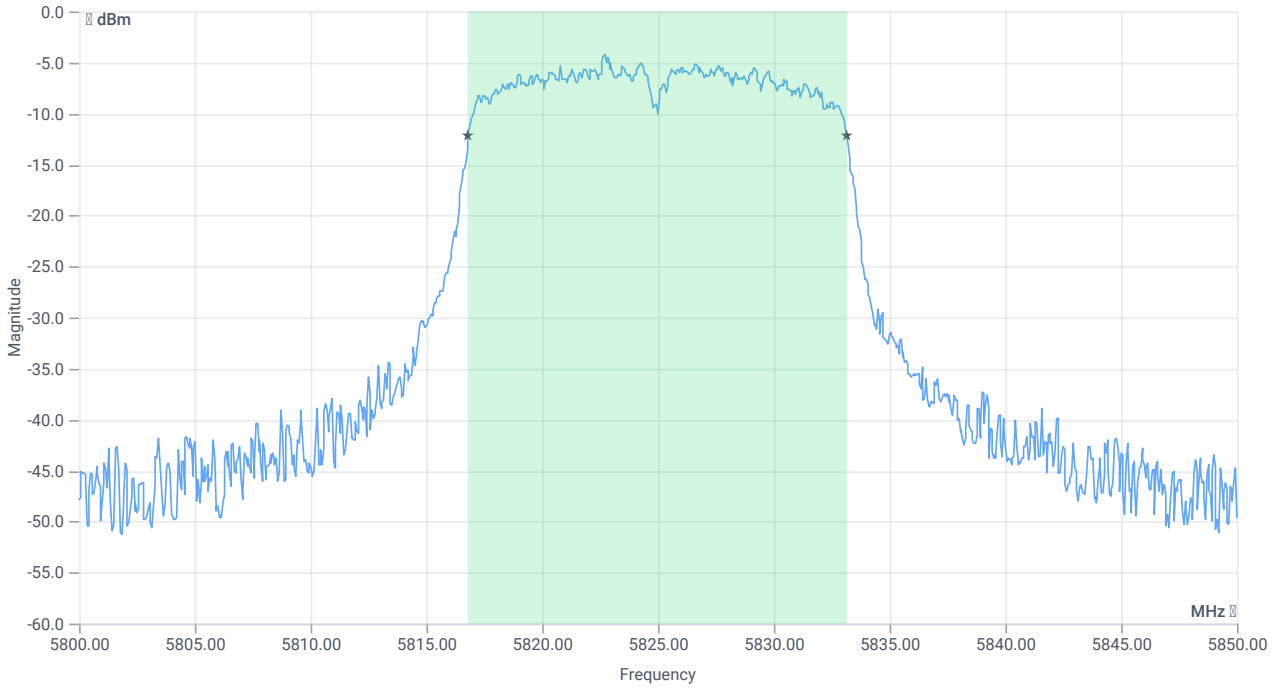

BW 99PCT

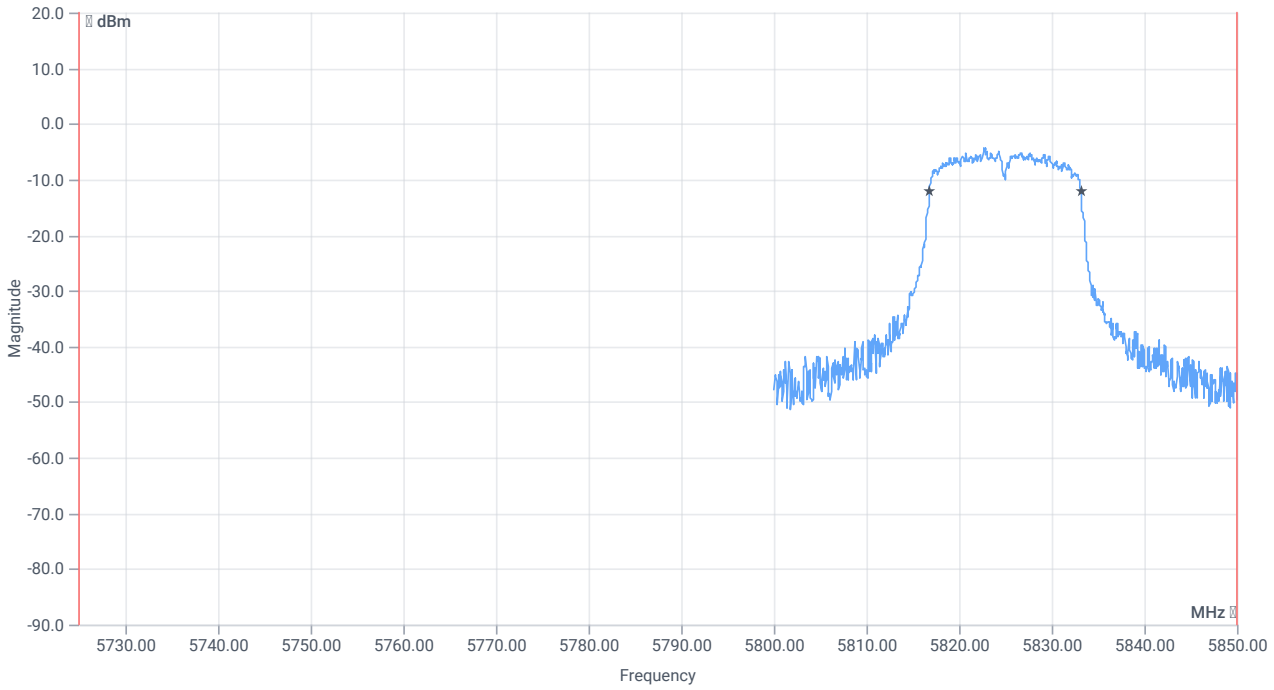

BW within band 99PCT

RESULT

DESCRIPTION	LOWER LIMIT	UPPER LIMIT	MEASURED	UNIT	VERDICT
Bandwidth 99%	---	---	16.334	MHz	INFO
T1 99%	5725.000000	---	5816.8082	MHz	PASS
T2 99%	---	5850.000000	5833.1419	MHz	PASS

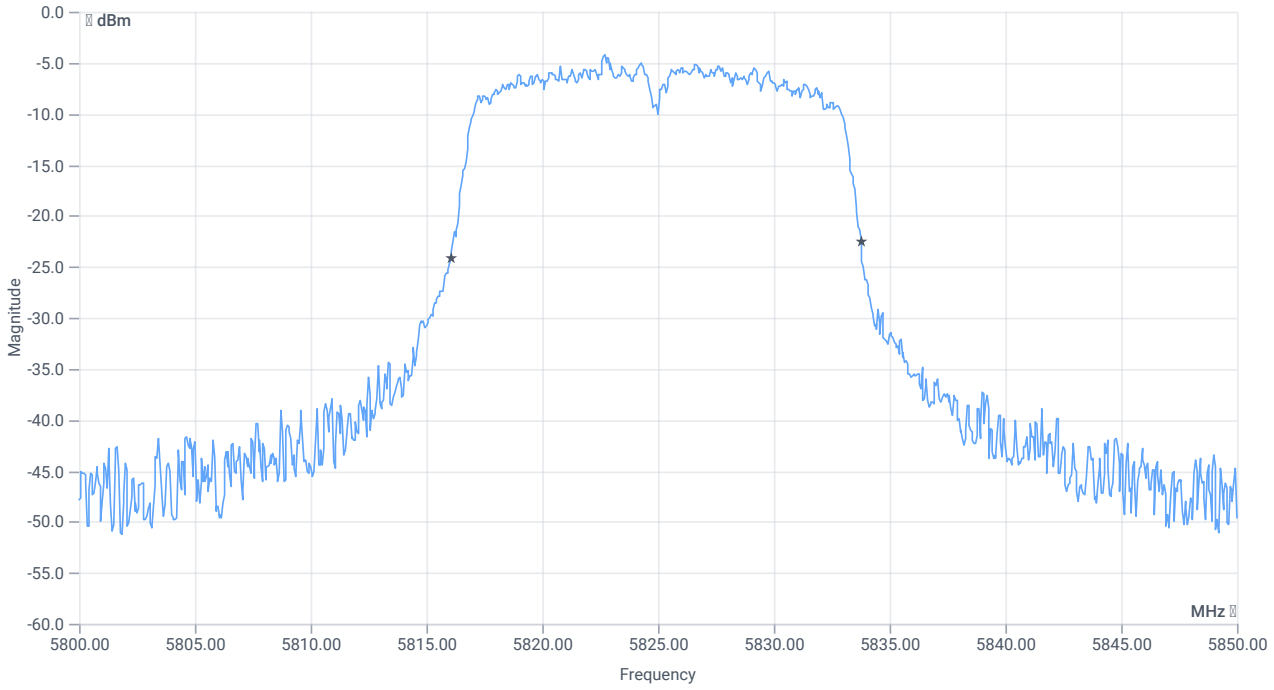

BW 20dB

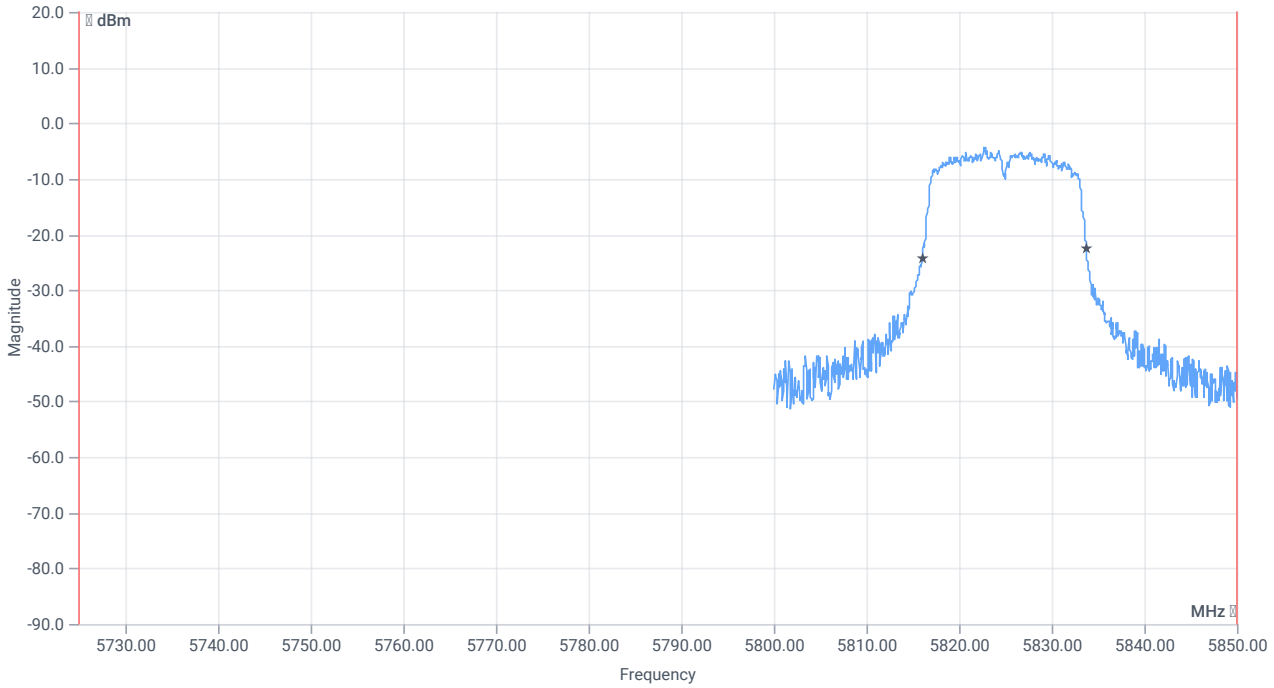

BW within band 20dB

RESULT

DESCRIPTION	LOWER LIMIT	UPPER LIMIT	MEASURED	UNIT	VERDICT
Bandwidth 20dB	---	---	17.7	MHz	INFO
T1 20dB	5725.000000	---	5816.0500	MHz	PASS
T2 20dB	---	5850.000000	5833.7500	MHz	PASS

Verdict
PASS

FCC 15.407, ISED RSS247 # Bandwidths 99PCT and 20dB ~ WLAN5Gx a mode U-NII-3

References

TC start	26.01.2024 15:42:29
Ambit temp [°C] | humidity [rel%]	26.8 | 36
System version	5.0.1.0
Standard | Version	FCC 15.407, ISED RSS247 | NI
Method	26dB Bandwidth KDB789033 D02, C.1 / ISED RSS-GEN
Description	FCC 15.407 Bandwidths - WLAN5Gx a mode U-NII-3
Information	

EUT Common Settings WLAN5Gx

Number of antenna ports	1
User Interaction	No
Device class UNII_1	Client
Limit W52 japan	Standard

Equipment

Signal analyzer,Rohde&Schwarz,FSV-30,1321.3008K30/103170,3.60
Signaling unit,Rohde&Schwarz,CMW,1201.0002k75/102550,4.0.190
Switch matrix,cetecom advanced GmbH,USM,A001,1.0.0

Test Parameter

Technology to test	WLAN5Gx a mode
EUT port	EUT1
Temperature	nom
Voltage	nom
Frequency low to test	False | Freq [MHz] 5745
Frequency mid to test	False | Freq [MHz] 5785
Frequency high to test	True | Freq [MHz] 5825
Auto control enabled power supply | Climatic Box	No | No
Additional path loss [dB]	0.5
Full path type	EUT_SA_GEN_SIG
Full path name	EUT1.SIG1/EUT1.SA/EUT1.GEN1/EUT1.GEN2/
Switch bits	00010001:00010001:00000000:00000001

Test at TX 5825 MHz

RESULT: Reference power cond.

DESCRIPTION	LOWER LIMIT	UPPER LIMIT	MEASURED	UNIT	VERDICT
Ref. power 1MHz/1MHz cond.	---	---	2.35	dBm	INFO
Ref. frequency	---	---	5826.800	MHz	INFO

READ SA SETTINGS:

RefLevel [dBm] | RefLevelOffset [dB] | InpAtt [dB]	10.35 | 10.45 | 15
Start [MHz] | Stop [MHz]	5800.000 | 5850.000
RBW [MHz] | VBW [MHz]	0.300000 | 1.000000
Detector | TraceMode	POS | MAXH
Sweep: time [ms] | count | points per Section | type	1 | 2500 | 1001 | SWE

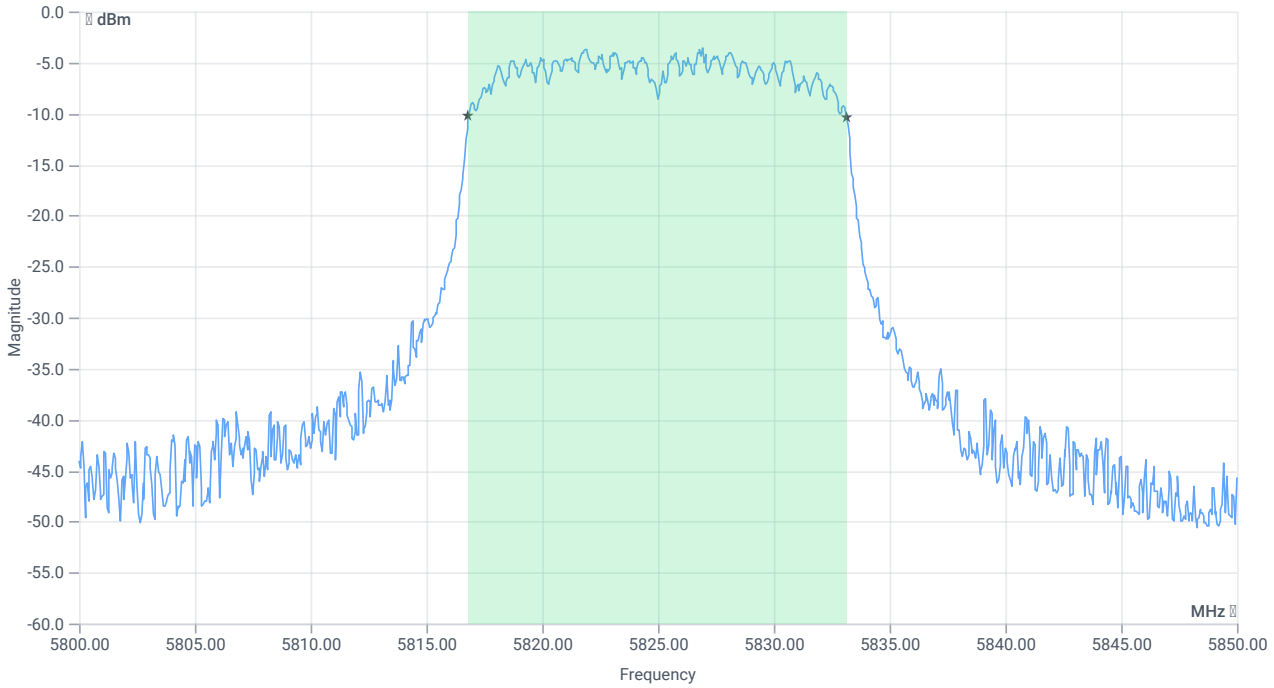

BW 99PCT

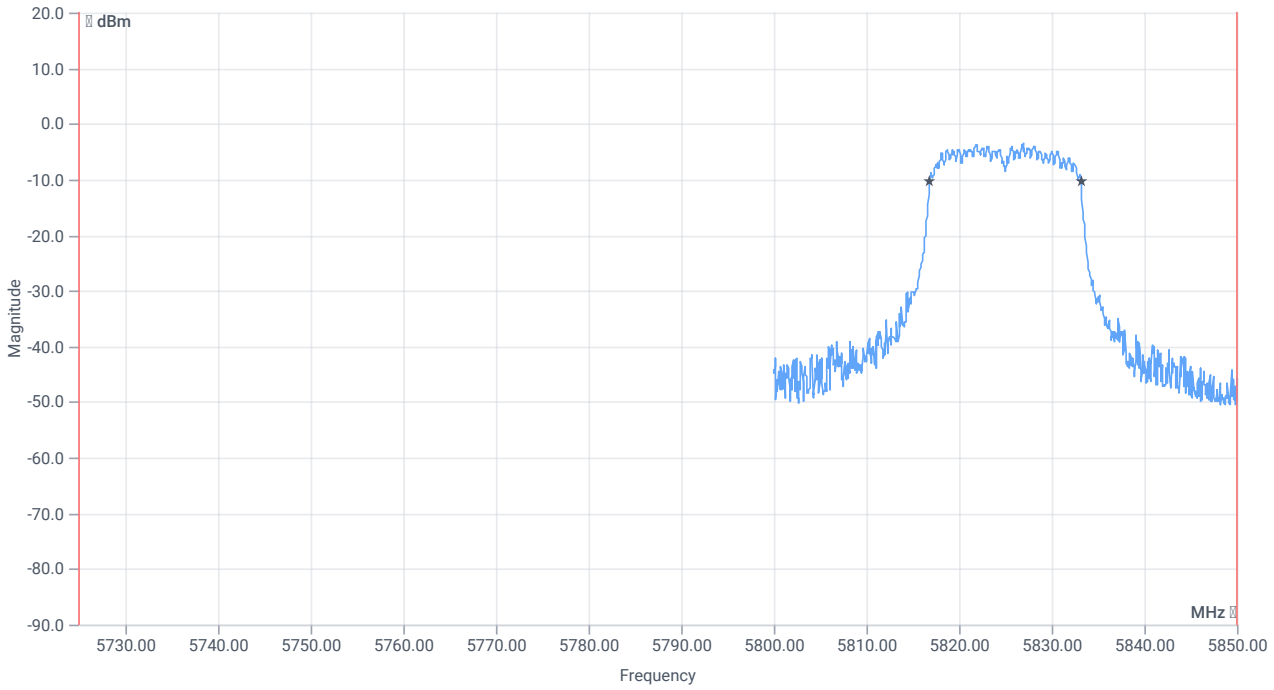

BW within band 99PCT

RESULT

DESCRIPTION	LOWER LIMIT	UPPER LIMIT	MEASURED	UNIT	VERDICT
Bandwidth 99%	---	---	16.334	MHz	INFO
T1 99%	5725.000000	---	5816.8082	MHz	PASS
T2 99%	---	5850.000000	5833.1419	MHz	PASS

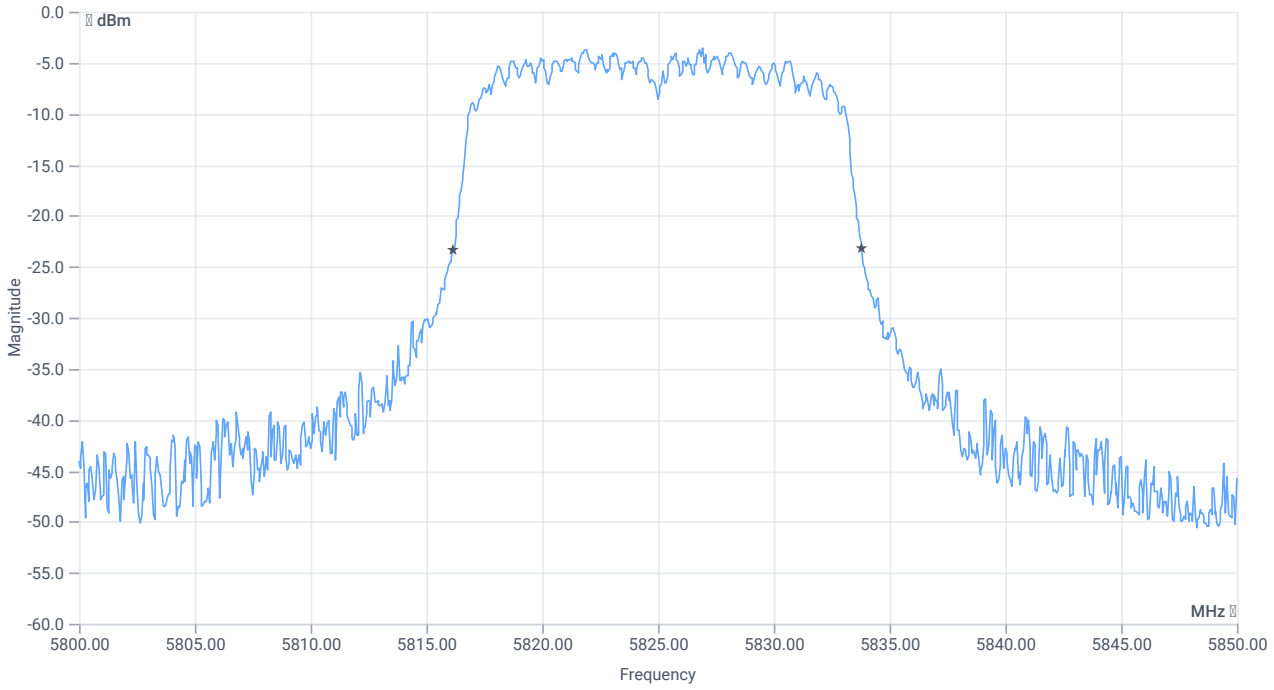

BW 20dB

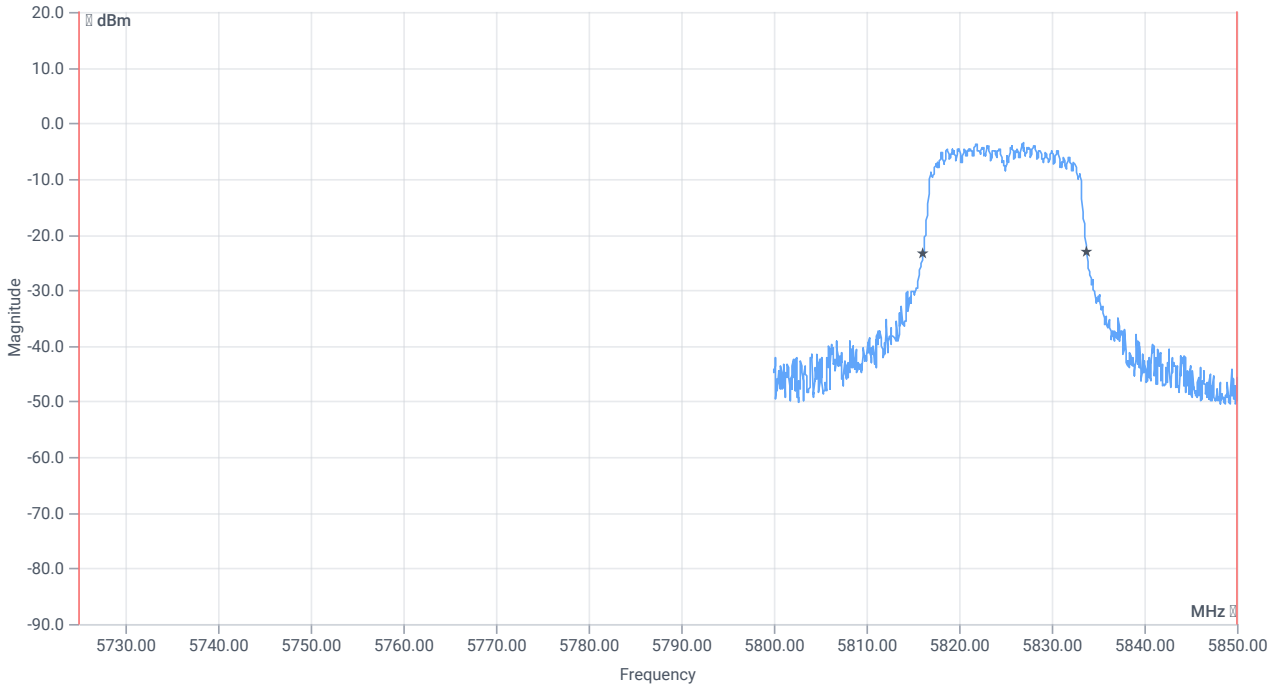

BW within band 20dB

RESULT

DESCRIPTION	LOWER LIMIT	UPPER LIMIT	MEASURED	UNIT	VERDICT
Bandwidth 20dB	---	---	17.65	MHz	INFO
T1 20dB	5725.000000	---	5816.1500	MHz	PASS
T2 20dB	---	5850.000000	5833.8000	MHz	PASS

Verdict
PASS

FCC 15.407, ISED RSS247 # Bandwidths 99PCT and 20dB ~ WLAN5Gx a mode U-NII-3

References

TC start	26.01.2024 15:33:55
Ambit temp [°C] | humidity [rel%]	26.7 | 36
System version	5.0.1.0
Standard | Version	FCC 15.407, ISED RSS247 | NI
Method	26dB Bandwidth KDB789033 D02, C.1 / ISED RSS-GEN
Description	FCC 15.407 Bandwidths - WLAN5Gx a mode U-NII-3
Information	

EUT Common Settings WLAN5Gx

Number of antenna ports	1
User Interaction	No
Device class UNII_1	Client
Limit W52 japan	Standard

Equipment

Signal analyzer,Rohde&Schwarz,FSV-30,1321.3008K30/103170,3.60
Signaling unit,Rohde&Schwarz,CMW,1201.0002k75/102550,4.0.190
Switch matrix,cetecom advanced GmbH,USM,A001,1.0.0

Test Parameter

Technology to test	WLAN5Gx a mode
EUT port	EUT2
Temperature	nom
Voltage	nom
Frequency low to test	False | Freq [MHz] 5745
Frequency mid to test	True | Freq [MHz] 5785
Frequency high to test	False | Freq [MHz] 5825
Auto control enabled power supply | Climatic Box	No | No
Additional path loss [dB]	0.5
Full path type	EUT_SA_GEN_SIG
Full path name	EUT2.SIG1/EUT2.SA/EUT2.GEN1/EUT2.GEN2/
Switch bits	00100010:00010001:00000000:00000001

Test at TX 5785 MHz

RESULT: Reference power cond.

DESCRIPTION	LOWER LIMIT	UPPER LIMIT	MEASURED	UNIT	VERDICT
Ref. power 1MHz/1MHz cond.	---	---	0.23	dBm	INFO
Ref. frequency	---	---	5780.400	MHz	INFO

READ SA SETTINGS:

RefLevel [dBm] | RefLevelOffset [dB] | InpAtt [dB]	8.23 | 10.41 | 15
Start [MHz] | Stop [MHz]	5760.000 | 5810.000
RBW [MHz] | VBW [MHz]	0.300000 | 1.000000
Detector | TraceMode	POS | MAXH
Sweep: time [ms] | count | points per Section | type	1 | 2500 | 1001 | SWE

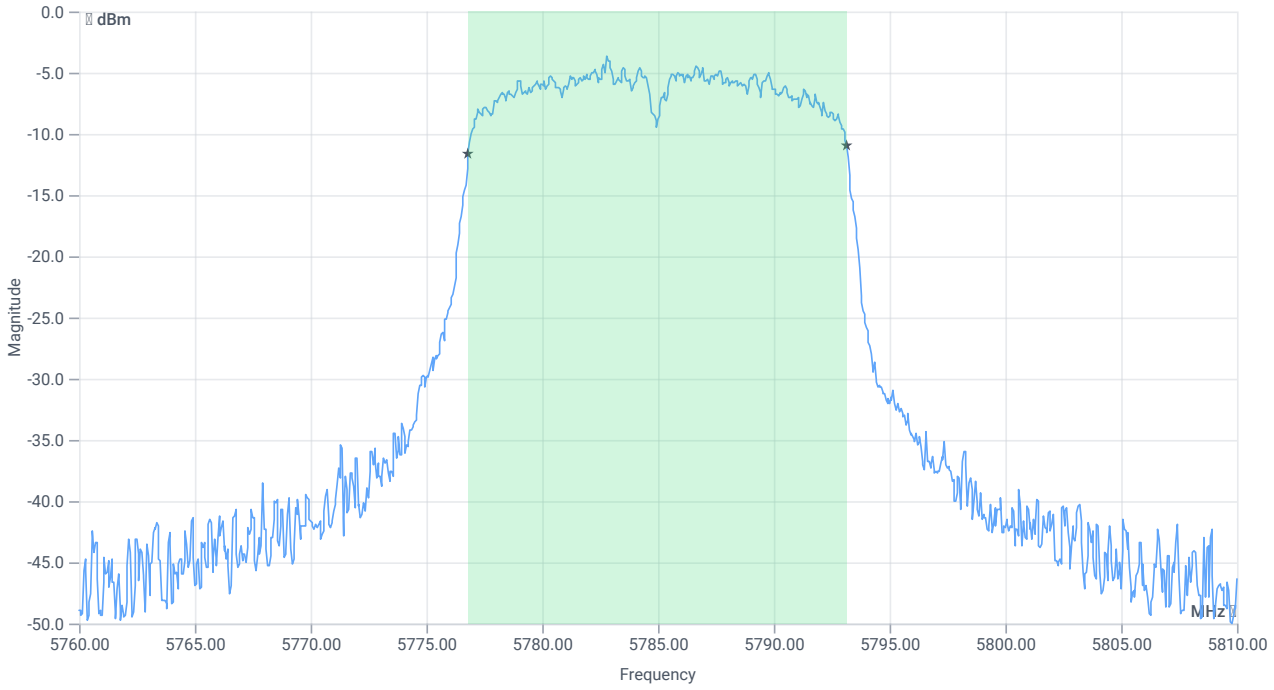

BW 99PCT

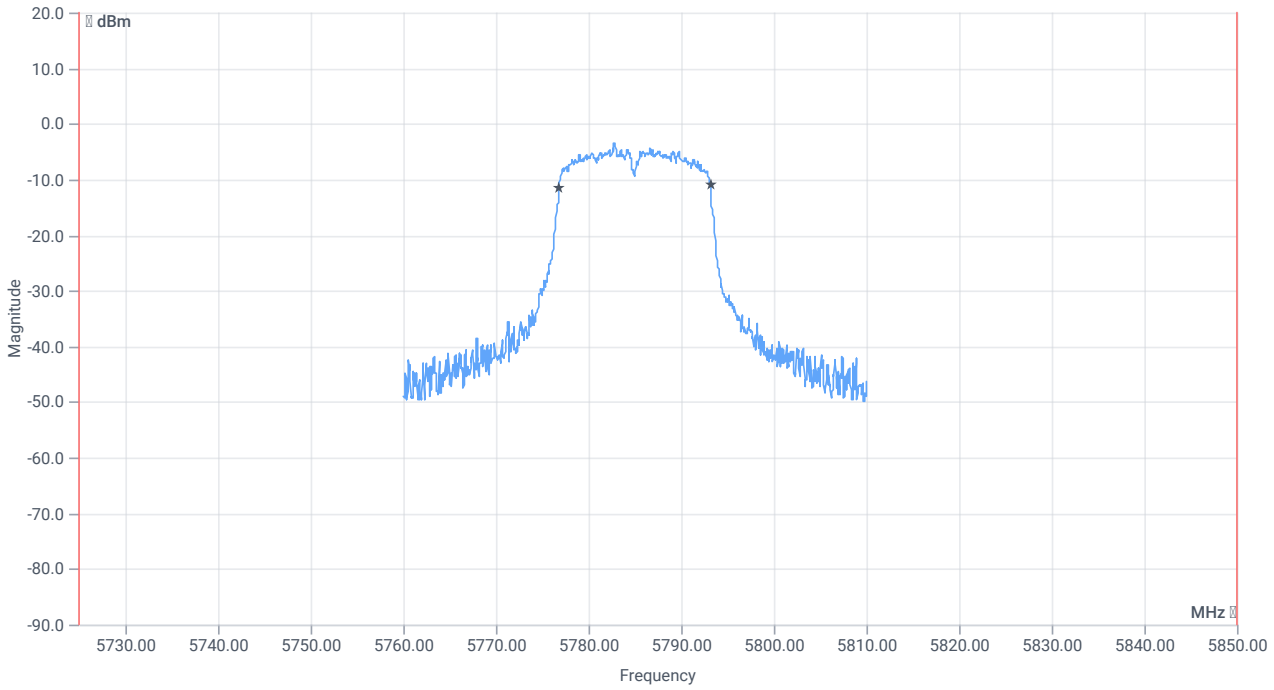

BW within band 99PCT

RESULT

DESCRIPTION	LOWER LIMIT	UPPER LIMIT	MEASURED	UNIT	VERDICT
Bandwidth 99%	---	---	16.334	MHz	INFO
T1 99%	5725.000000	---	5776.8082	MHz	PASS
T2 99%	---	5850.000000	5793.1419	MHz	PASS

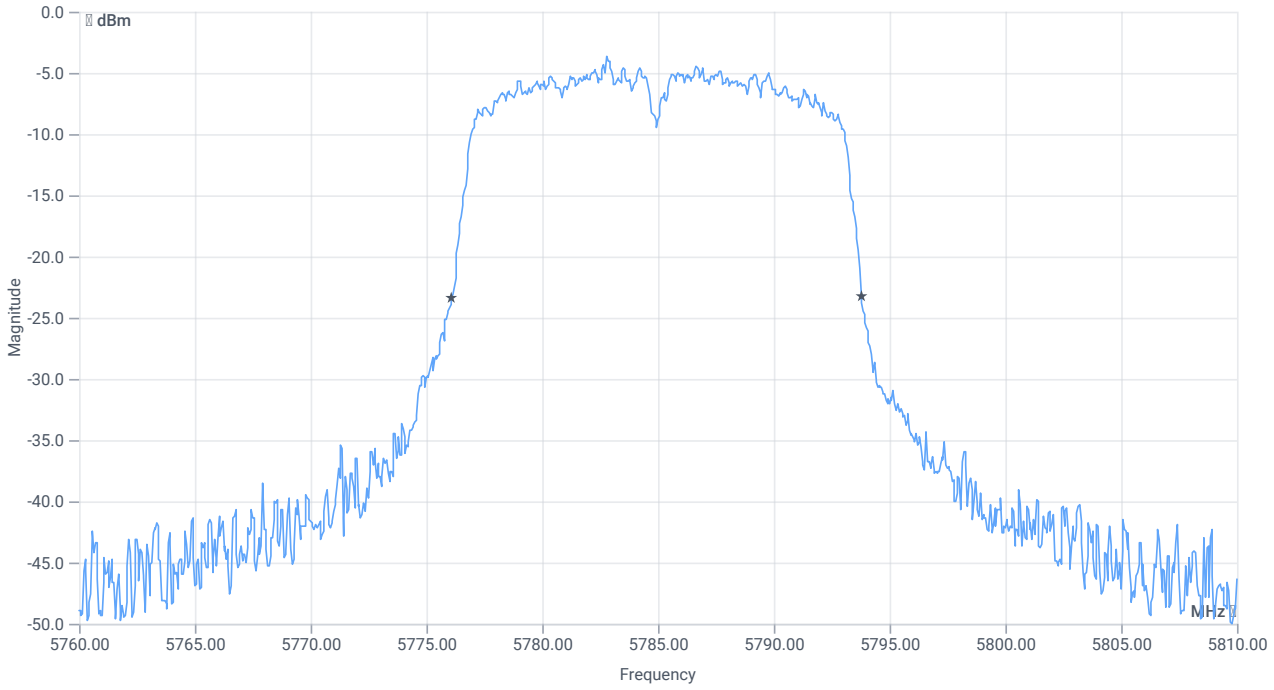

BW 20dB

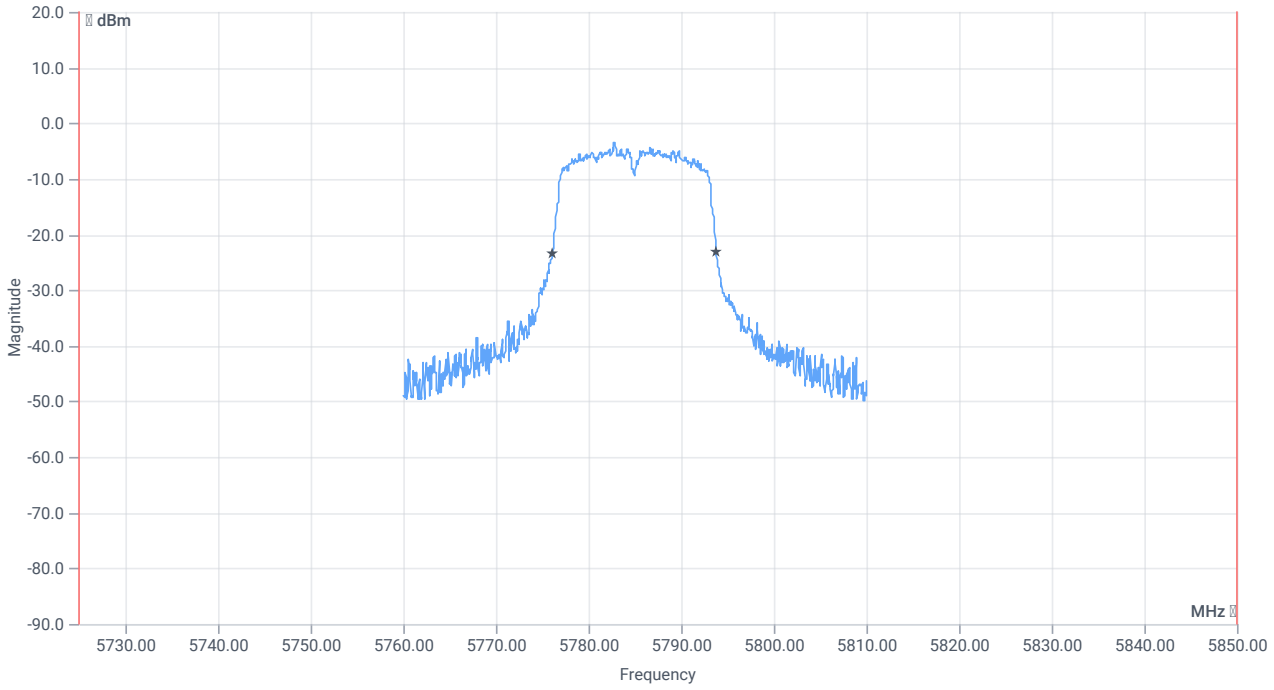

BW within band 20dB

RESULT

DESCRIPTION	LOWER LIMIT	UPPER LIMIT	MEASURED	UNIT	VERDICT
Bandwidth 20dB	---	---	17.65	MHz	INFO
T1 20dB	5725.000000	---	5776.1000	MHz	PASS
T2 20dB	---	5850.000000	5793.7500	MHz	PASS

Verdict
PASS

FCC 15.407, ISED RSS247 # Bandwidths 99PCT and 20dB ~ WLAN5Gx a mode U-NII-3

References

TC start	26.01.2024 15:26:33
Ambit temp [°C] | humidity [rel%]	26.7 | 36
System version	5.0.1.0
Standard | Version	FCC 15.407, ISED RSS247 | NI
Method	26dB Bandwidth KDB789033 D02, C.1 / ISED RSS-GEN
Description	FCC 15.407 Bandwidths - WLAN5Gx a mode U-NII-3
Information	

EUT Common Settings WLAN5Gx

Number of antenna ports	1
User Interaction	No
Device class UNII_1	Client
Limit W52 japan	Standard

Equipment

Signal analyzer,Rohde&Schwarz,FSV-30,1321.3008K30/103170,3.60
Signaling unit,Rohde&Schwarz,CMW,1201.0002k75/102550,4.0.190
Switch matrix,cetecom advanced GmbH,USM,A001,1.0.0

Test Parameter

Technology to test	WLAN5Gx a mode
EUT port	EUT1
Temperature	nom
Voltage	nom
Frequency low to test	False | Freq [MHz] 5745
Frequency mid to test	True | Freq [MHz] 5785
Frequency high to test	False | Freq [MHz] 5825
Auto control enabled power supply | Climatic Box	No | No
Additional path loss [dB]	0.5
Full path type	EUT_SA_GEN_SIG
Full path name	EUT1.SIG1/EUT1.SA/EUT1.GEN1/EUT1.GEN2/
Switch bits	00010001:00010001:00000000:00000001

Test at TX 5785 MHz

RESULT: Reference power cond.

DESCRIPTION	LOWER LIMIT	UPPER LIMIT	MEASURED	UNIT	VERDICT
Ref. power 1MHz/1MHz cond.	---	---	2.60	dBm	INFO
Ref. frequency	---	---	5783.600	MHz	INFO

READ SA SETTINGS:

RefLevel [dBm] | RefLevelOffset [dB] | InpAtt [dB]	10.60 | 10.38 | 20
Start [MHz] | Stop [MHz]	5760.000 | 5810.000
RBW [MHz] | VBW [MHz]	0.300000 | 1.000000
Detector | TraceMode	POS | MAXH
Sweep: time [ms] | count | points per Section | type	1 | 2500 | 1001 | SWE

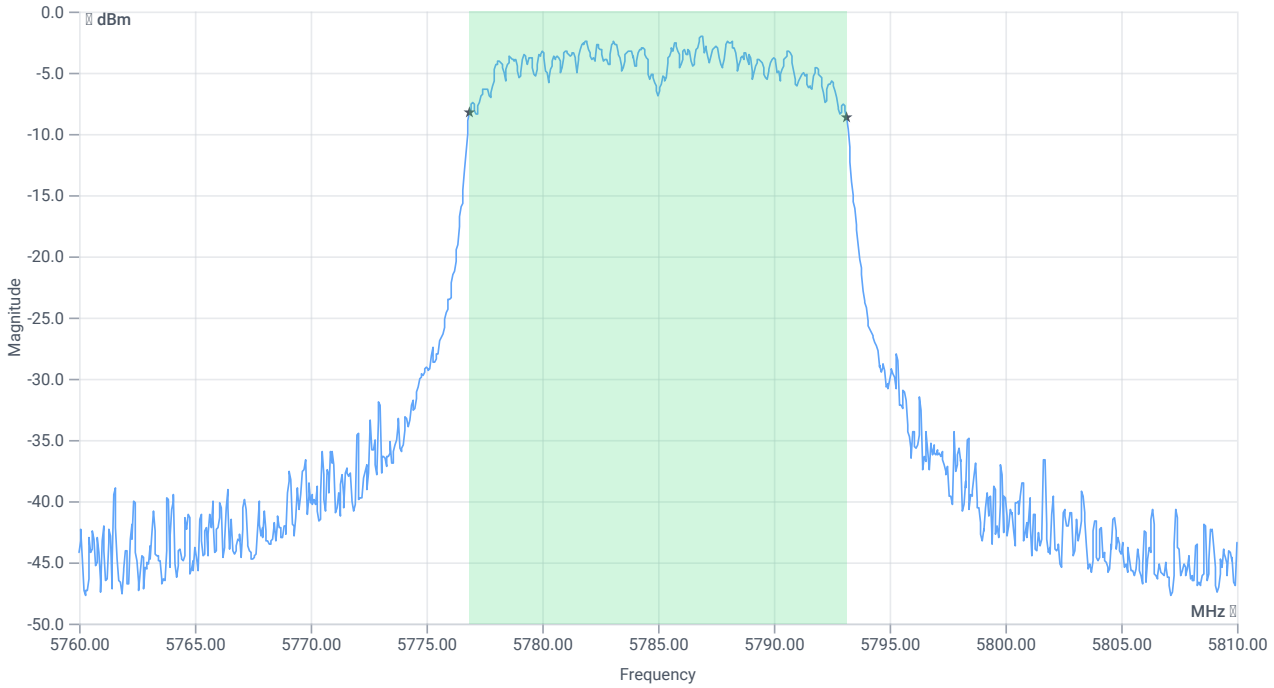

BW 99PCT

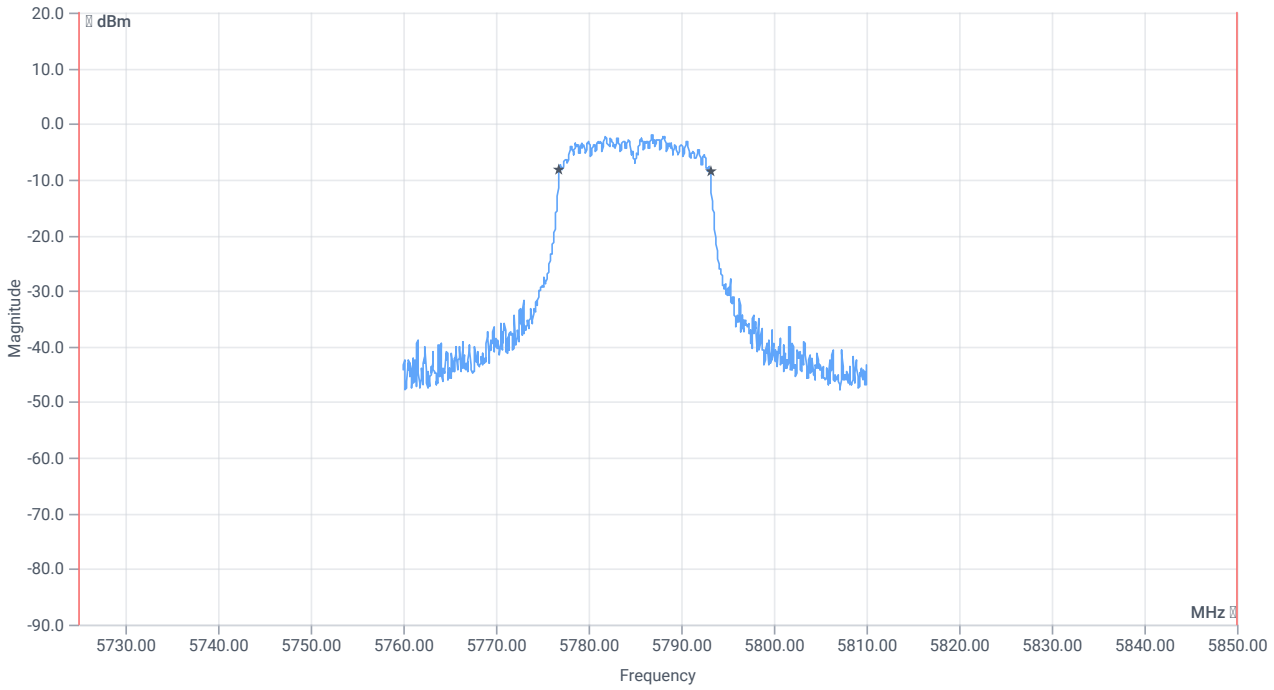

BW within band 99PCT

RESULT

DESCRIPTION	LOWER LIMIT	UPPER LIMIT	MEASURED	UNIT	VERDICT
Bandwidth 99%	---	---	16.284	MHz	INFO
T1 99%	5725.000000	---	5776.8581	MHz	PASS
T2 99%	---	5850.000000	5793.1419	MHz	PASS

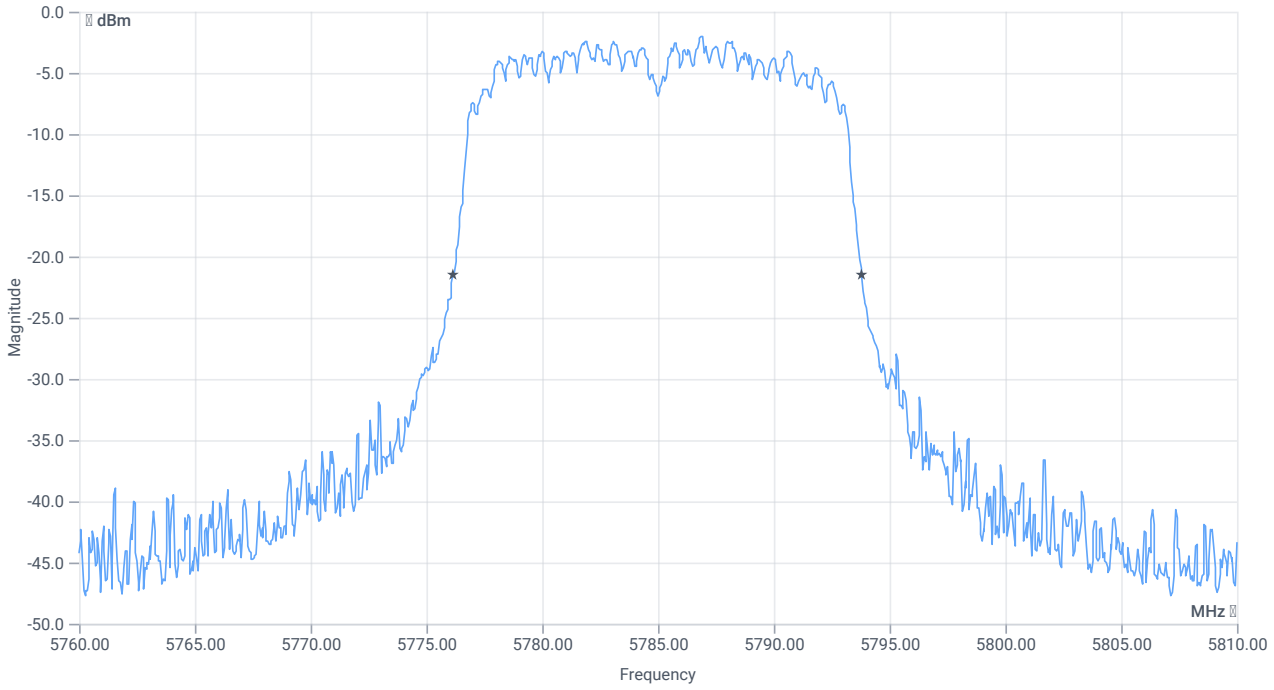

BW 20dB

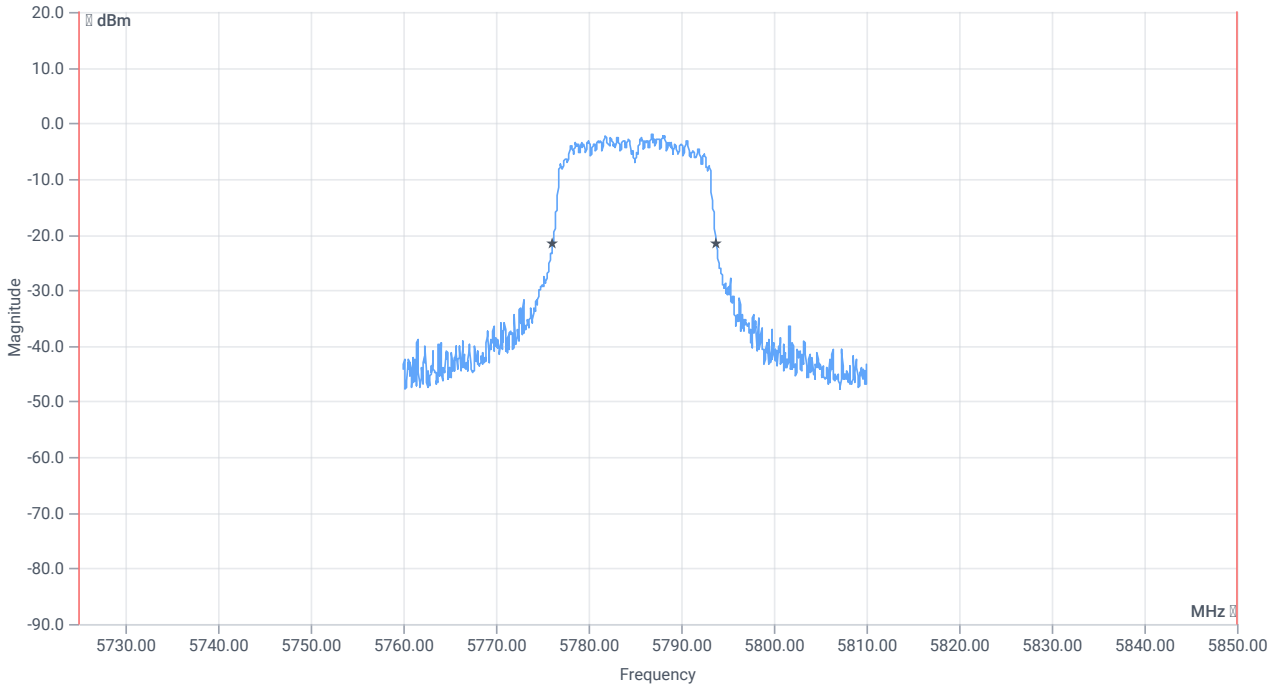

BW within band 20dB

RESULT

DESCRIPTION	LOWER LIMIT	UPPER LIMIT	MEASURED	UNIT	VERDICT
Bandwidth 20dB	---	---	17.65	MHz	INFO
T1 20dB	5725.000000	---	5776.1500	MHz	PASS
T2 20dB	---	5850.000000	5793.8000	MHz	PASS

Verdict
PASS

FCC 15.407, ISED RSS247 # Bandwidths 99PCT and 20dB ~ WLAN5Gx a mode U-NII-3

References

TC start	26.01.2024 15:18:10
Ambit temp [°C] | humidity [rel%]	26.5 | 37
System version	5.0.1.0
Standard | Version	FCC 15.407, ISED RSS247 | NI
Method	26dB Bandwidth KDB789033 D02, C.1 / ISED RSS-GEN
Description	FCC 15.407 Bandwidths - WLAN5Gx a mode U-NII-3
Information	

EUT Common Settings WLAN5Gx

Number of antenna ports	1
User Interaction	No
Device class UNII_1	Client
Limit W52 japan	Standard

Equipment

Signal analyzer,Rohde&Schwarz,FSV-30,1321.3008K30/103170,3.60
Signaling unit,Rohde&Schwarz,CMW,1201.0002k75/102550,4.0.190
Switch matrix,cetecom advanced GmbH,USM,A001,1.0.0

Test Parameter

Technology to test	WLAN5Gx a mode
EUT port	EUT2
Temperature	nom
Voltage	nom
Frequency low to test	True | Freq [MHz] 5745
Frequency mid to test	False | Freq [MHz] 5785
Frequency high to test	False | Freq [MHz] 5825
Auto control enabled power supply | Climatic Box	No | No
Additional path loss [dB]	0.5
Full path type	EUT_SA_GEN_SIG
Full path name	EUT2.SIG1/EUT2.SA/EUT2.GEN1/EUT2.GEN2/
Switch bits	00100010:00010001:00000000:00000001

Test at TX 5745 MHz

RESULT: Reference power cond.

DESCRIPTION	LOWER LIMIT	UPPER LIMIT	MEASURED	UNIT	VERDICT
Ref. power 1MHz/1MHz cond.	---	---	2.41	dBm	INFO
Ref. frequency	---	---	5742.000	MHz	INFO

READ SA SETTINGS:

RefLevel [dBm] | RefLevelOffset [dB] | InpAtt [dB]	10.41 | 10.38 | 20
Start [MHz] | Stop [MHz]	5720.000 | 5770.000
RBW [MHz] | VBW [MHz]	0.300000 | 1.000000
Detector | TraceMode	POS | MAXH
Sweep: time [ms] | count | points per Section | type	1 | 2500 | 1001 | SWE

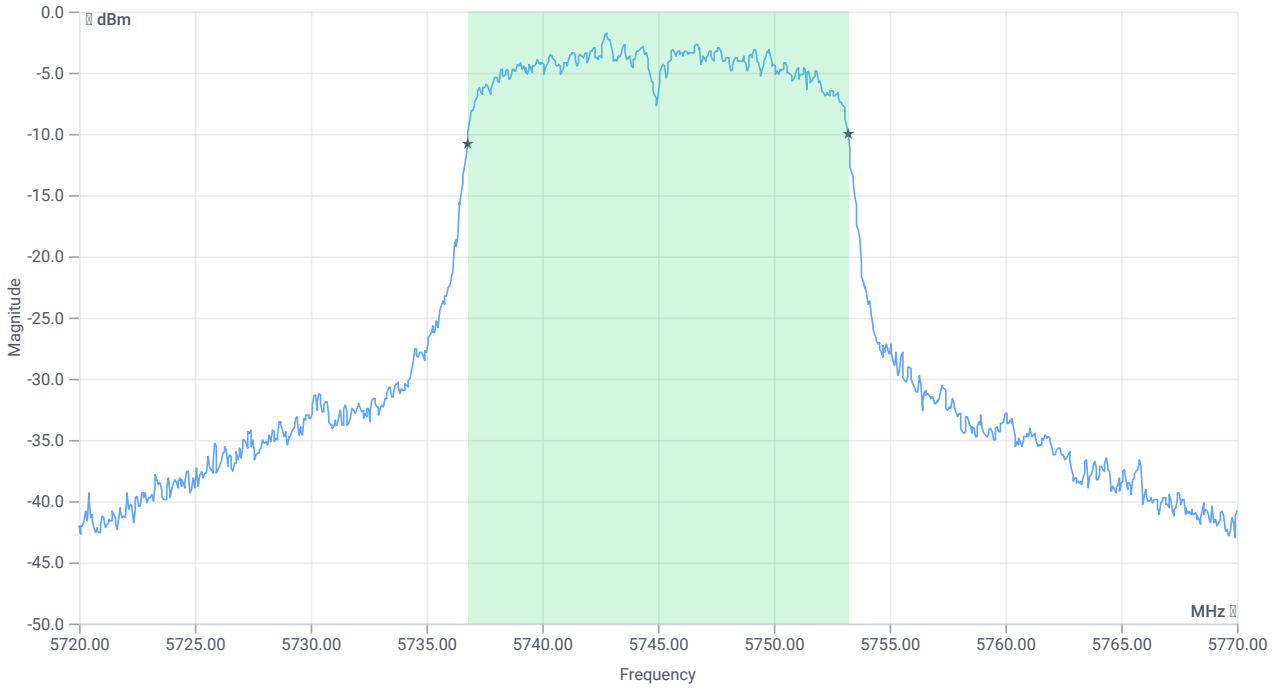

BW 99PCT

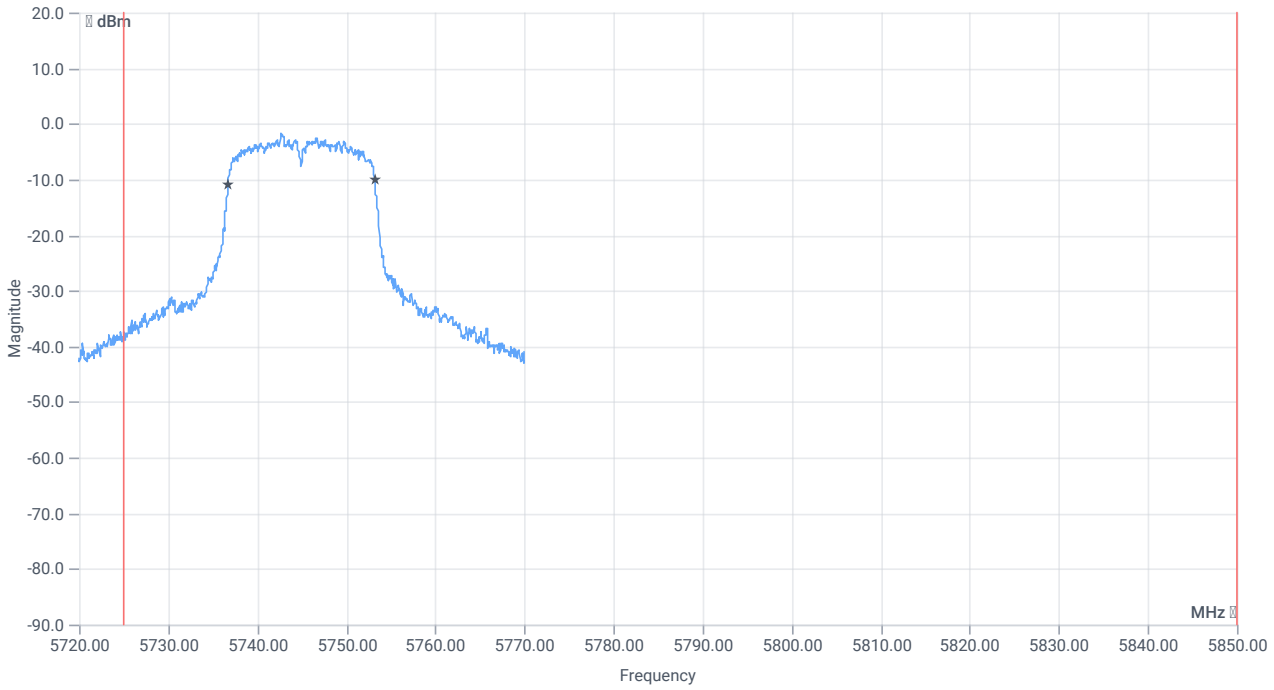

BW within band 99PCT

RESULT

DESCRIPTION	LOWER LIMIT	UPPER LIMIT	MEASURED	UNIT	VERDICT
Bandwidth 99%	---	---	16.434	MHz	INFO
T1 99%	5725.000000	---	5736.7582	MHz	PASS
T2 99%	---	5850.000000	5753.1918	MHz	PASS

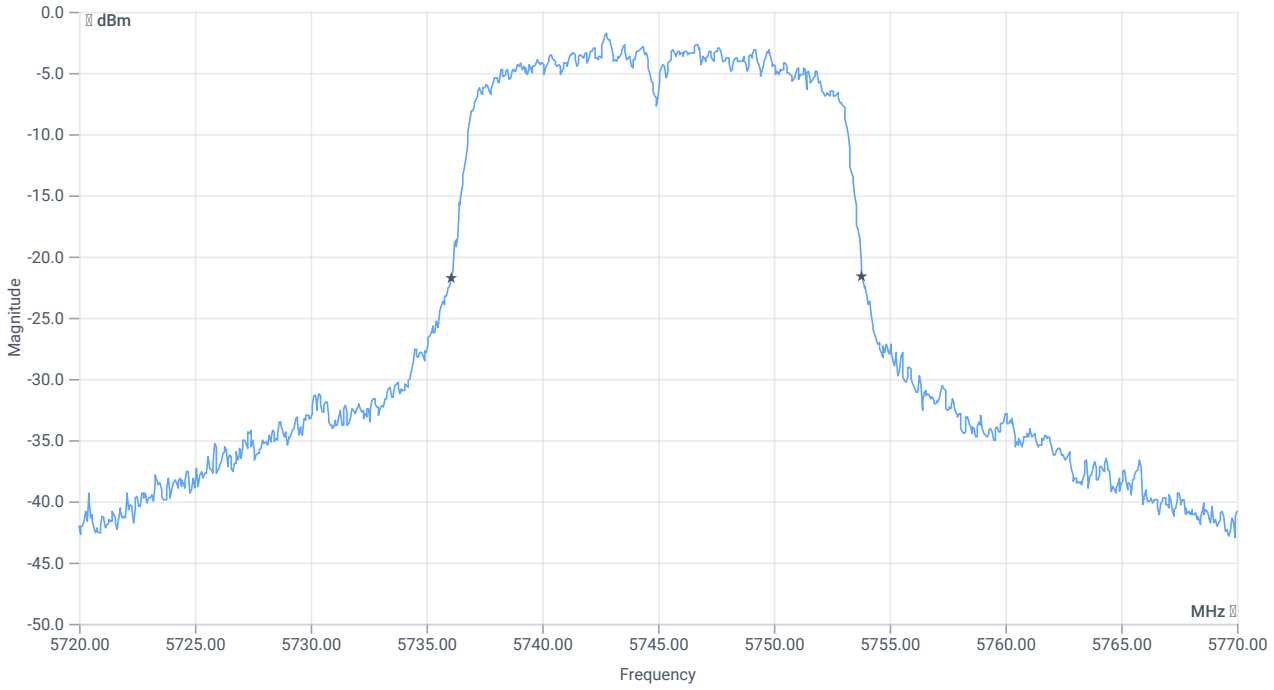

BW 20dB

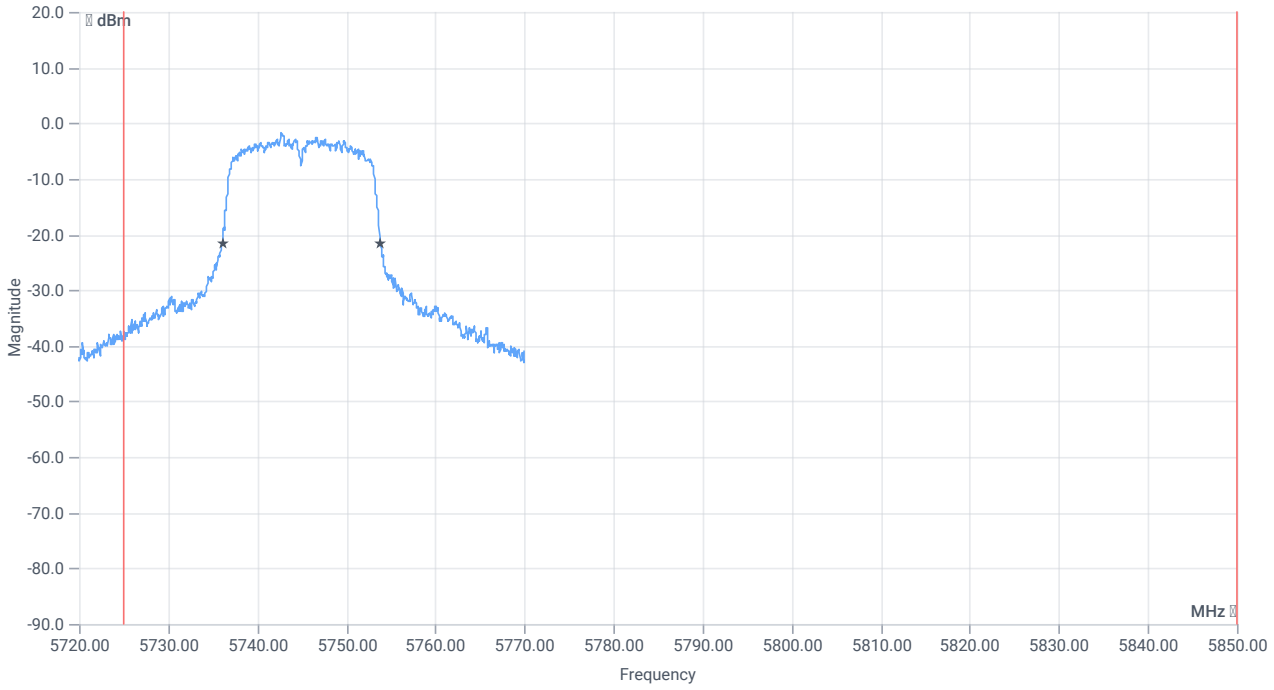

BW within band 20dB

RESULT

DESCRIPTION	LOWER LIMIT	UPPER LIMIT	MEASURED	UNIT	VERDICT
Bandwidth 20dB	---	---	17.7	MHz	INFO
T1 20dB	5725.000000	---	5736.1000	MHz	PASS
T2 20dB	---	5850.000000	5753.8000	MHz	PASS

Verdict
PASS

FCC 15.407, ISED RSS247 # Bandwidths 99PCT and 20dB ~ WLAN5Gx a mode U-NII-3

References

TC start	26.01.2024 15:10:53
Ambit temp [°C] | humidity [rel%]	26.6 | 37
System version	5.0.1.0
Standard | Version	FCC 15.407, ISED RSS247 | NI
Method	26dB Bandwidth KDB789033 D02, C.1 / ISED RSS-GEN
Description	FCC 15.407 Bandwidths - WLAN5Gx a mode U-NII-3
Information	

EUT Common Settings WLAN5Gx

Number of antenna ports	1
User Interaction	No
Device class UNII_1	Client
Limit W52 japan	Standard

Equipment

Signal analyzer,Rohde&Schwarz,FSV-30,1321.3008K30/103170,3.60
Signaling unit,Rohde&Schwarz,CMW,1201.0002k75/102550,4.0.190
Switch matrix,cetecom advanced GmbH,USM,A001,1.0.0

Test Parameter

Technology to test	WLAN5Gx a mode
EUT port	EUT1
Temperature	nom
Voltage	nom
Frequency low to test	True | Freq [MHz] 5745
Frequency mid to test	False | Freq [MHz] 5785
Frequency high to test	False | Freq [MHz] 5825
Auto control enabled power supply | Climatic Box	No | No
Additional path loss [dB]	0.5
Full path type	EUT_SA_GEN_SIG
Full path name	EUT1.SIG1/EUT1.SA/EUT1.GEN1/EUT1.GEN2/
Switch bits	00010001:00010001:00000000:00000001

Test at TX 5745 MHz

RESULT: Reference power cond.

DESCRIPTION	LOWER LIMIT	UPPER LIMIT	MEASURED	UNIT	VERDICT
Ref. power 1MHz/1MHz cond.	---	---	2.15	dBm	INFO
Ref. frequency	---	---	5750.390	MHz	INFO

READ SA SETTINGS:

RefLevel [dBm] | RefLevelOffset [dB] | InpAtt [dB]	10.15 | 10.36 | 15
Start [MHz] | Stop [MHz]	5720.000 | 5770.000
RBW [MHz] | VBW [MHz]	0.300000 | 1.000000
Detector | TraceMode	POS | MAXH
Sweep: time [ms] | count | points per Section | type	1 | 2500 | 1001 | SWE

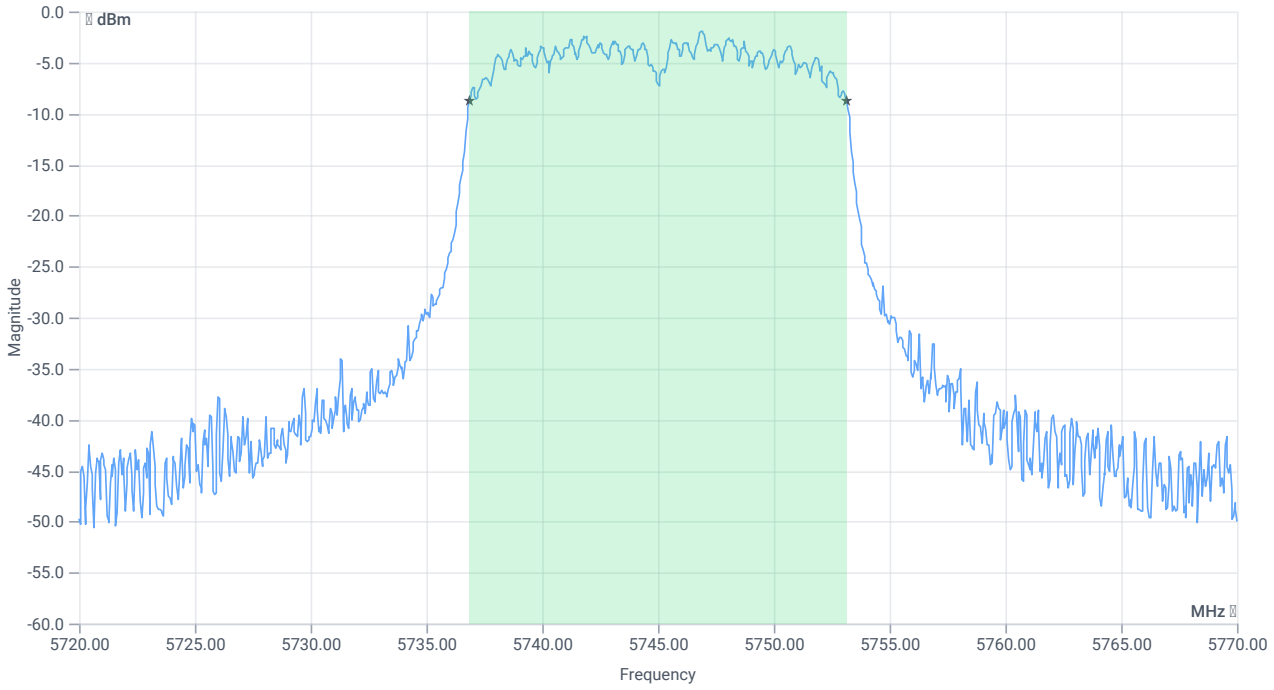

BW 99PCT

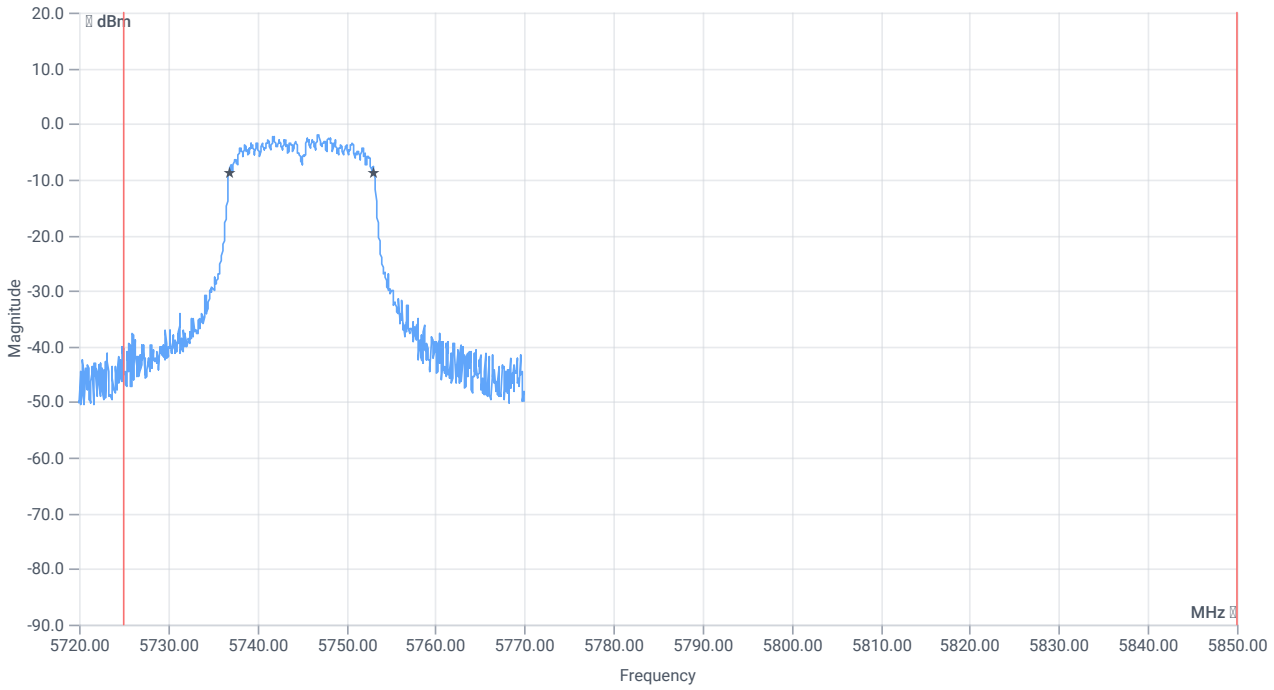

BW within band 99PCT

RESULT

DESCRIPTION	LOWER LIMIT	UPPER LIMIT	MEASURED	UNIT	VERDICT
Bandwidth 99%	---	---	16.284	MHz	INFO
T1 99%	5725.000000	---	5736.8581	MHz	PASS
T2 99%	---	5850.000000	5753.1419	MHz	PASS

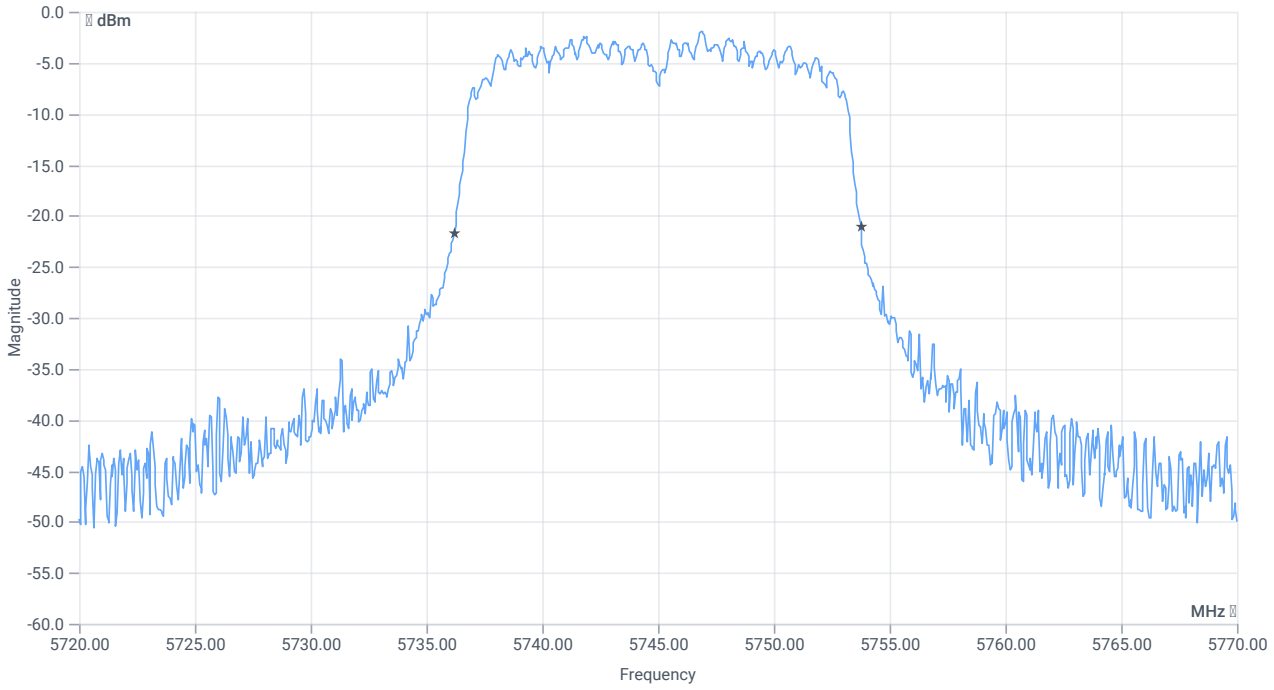

BW 20dB

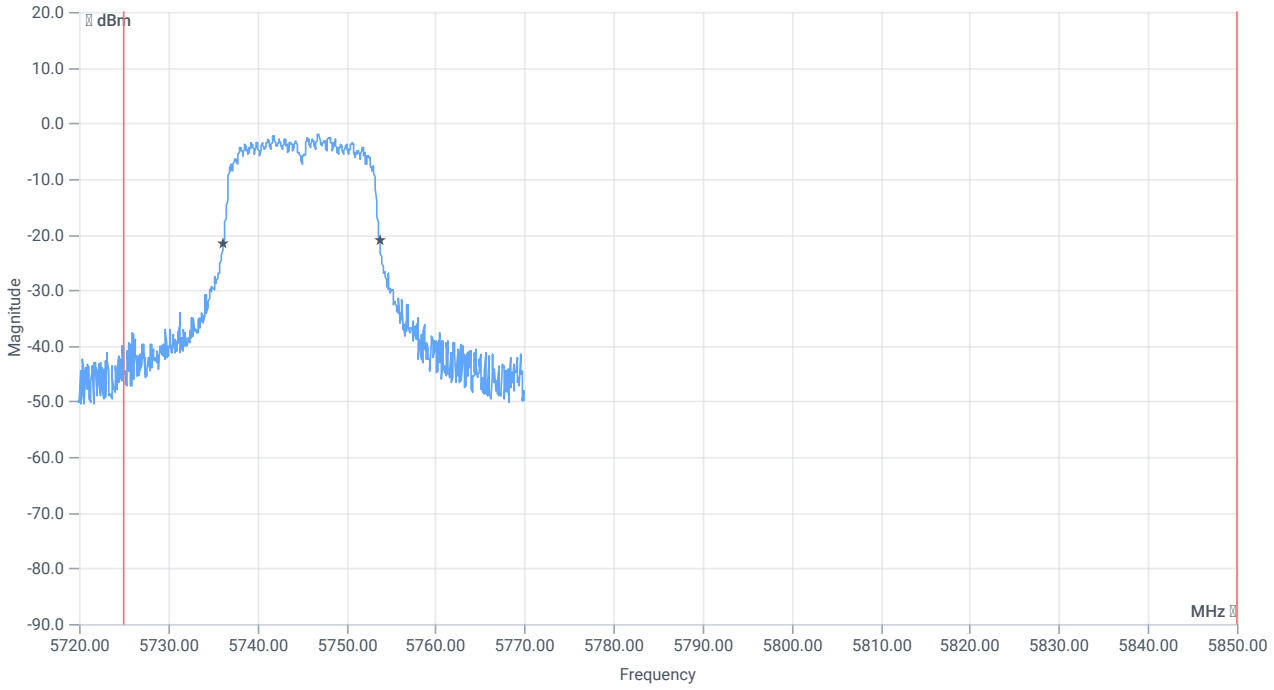

BW within band 20dB

RESULT

DESCRIPTION	LOWER LIMIT	UPPER LIMIT	MEASURED	UNIT	VERDICT
Bandwidth 20dB	---	---	17.55	MHz	INFO
T1 20dB	5725.000000	---	5736.2000	MHz	PASS
T2 20dB	---	5850.000000	5753.7500	MHz	PASS

Verdict
PASS

FCC 15.407, ISED RSS247 # Bandwidths 99PCT and 20dB ~ WLAN5Gx a mode U-NII-1

References

TC start	26.01.2024 15:03:34
Ambit temp [°C] | humidity [rel%]	26.5 | 37
System version	5.0.1.0
Standard | Version	FCC 15.407, ISED RSS247 | NI
Method	26dB Bandwidth KDB789033 D02, C.1 / ISED RSS-GEN
Description	FCC 15.407 Bandwidths - WLAN5Gx a mode U-NII-1
Information	

EUT Common Settings WLAN5Gx

Number of antenna ports	1
User Interaction	No
Device class UNII_1	Client
Limit W52 japan	Standard

Equipment

Signal analyzer,Rohde&Schwarz,FSV-30,1321.3008K30/103170,3.60
Signaling unit,Rohde&Schwarz,CMW,1201.0002k75/102550,4.0.190
Switch matrix,cetecom advanced GmbH,USM,A001,1.0.0

Test Parameter

Technology to test	WLAN5Gx a mode
EUT port	EUT2
Temperature	nom
Voltage	nom
Frequency low to test	False | Freq [MHz] 5180
Frequency mid to test	False | Freq [MHz] 5200
Frequency high to test	True | Freq [MHz] 5240
Auto control enabled power supply | Climatic Box	No | No
Additional path loss [dB]	0.5
Full path type	EUT_SA_GEN_SIG
Full path name	EUT2.SIG1/EUT2.SA/EUT2.GEN1/EUT2.GEN2/
Switch bits	00100010:00010001:00000000:00000001

Test at TX 5240 MHz

RESULT: Reference power cond.

DESCRIPTION	LOWER LIMIT	UPPER LIMIT	MEASURED	UNIT	VERDICT
Ref. power 1MHz/1MHz cond.	---	---	4.19	dBm	INFO
Ref. frequency	---	---	5238.000	MHz	INFO

READ SA SETTINGS:

RefLevel [dBm] | RefLevelOffset [dB] | InpAtt [dB]	12.19 | 9.93 | 20
Start [MHz] | Stop [MHz]	5215.000 | 5265.000
RBW [MHz] | VBW [MHz]	0.300000 | 1.000000
Detector | TraceMode	POS | MAXH
Sweep: time [ms] | count | points per Section | type	1 | 2500 | 1001 | SWE

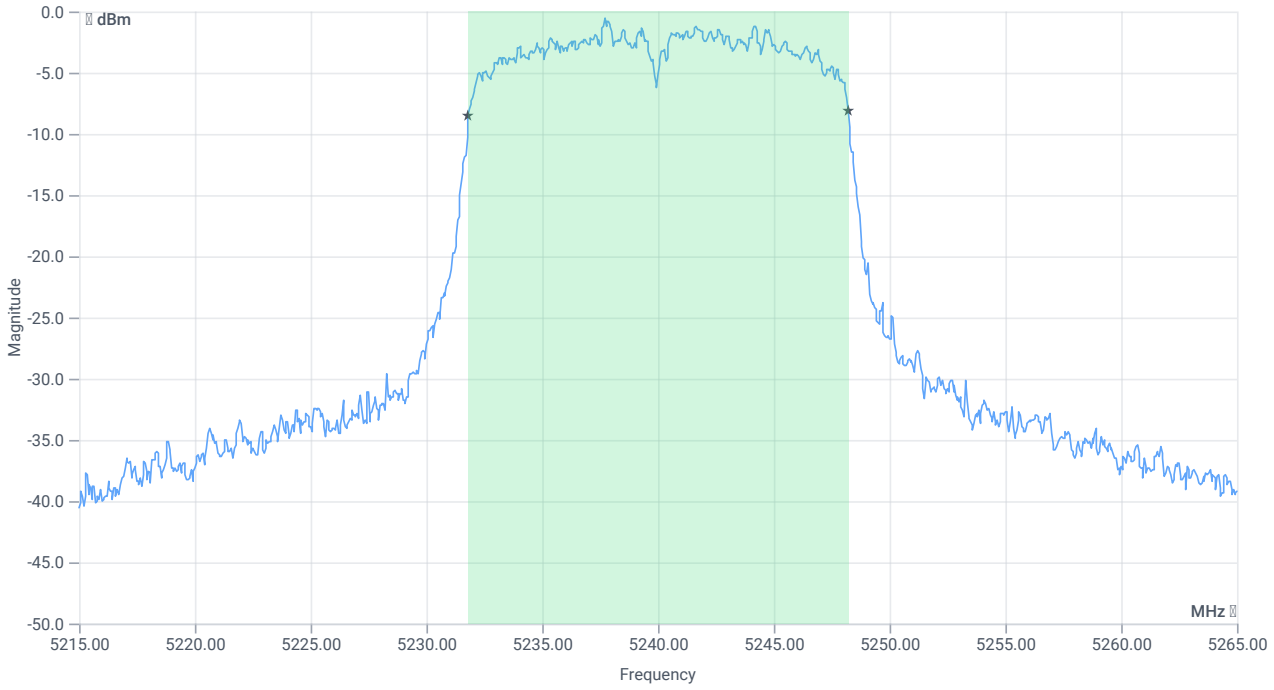

BW 99PCT

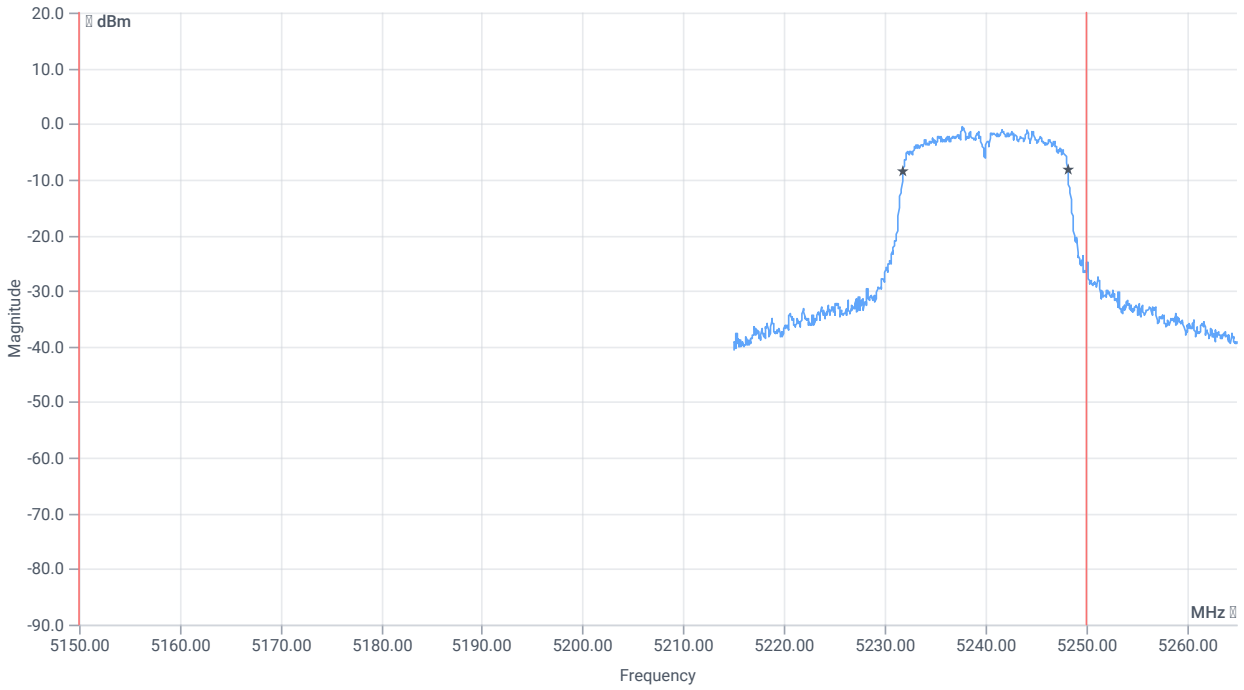

BW within band 99PCT

RESULT

DESCRIPTION	LOWER LIMIT	UPPER LIMIT	MEASURED	UNIT	VERDICT
Bandwidth 99%	---	---	16.384	MHz	INFO
T1 99%	5150.000000	---	5231.8082	MHz	PASS
T2 99%	---	5250.000000	5248.1918	MHz	PASS

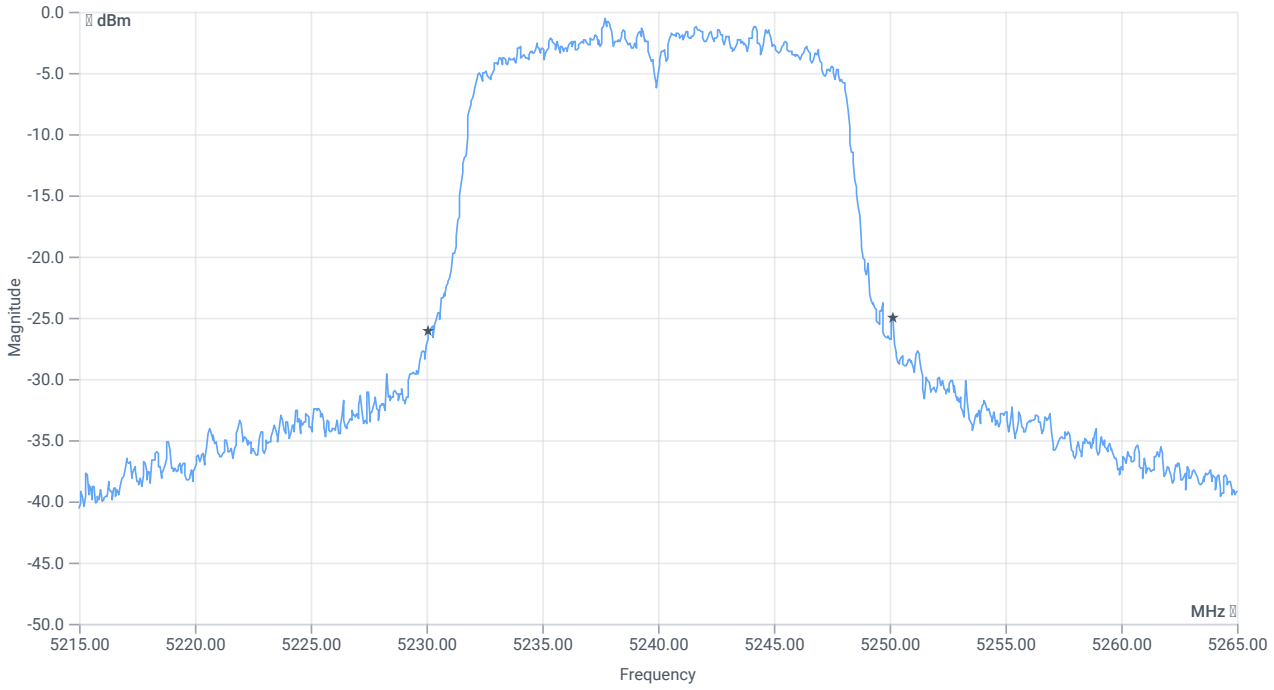

BW 26dB

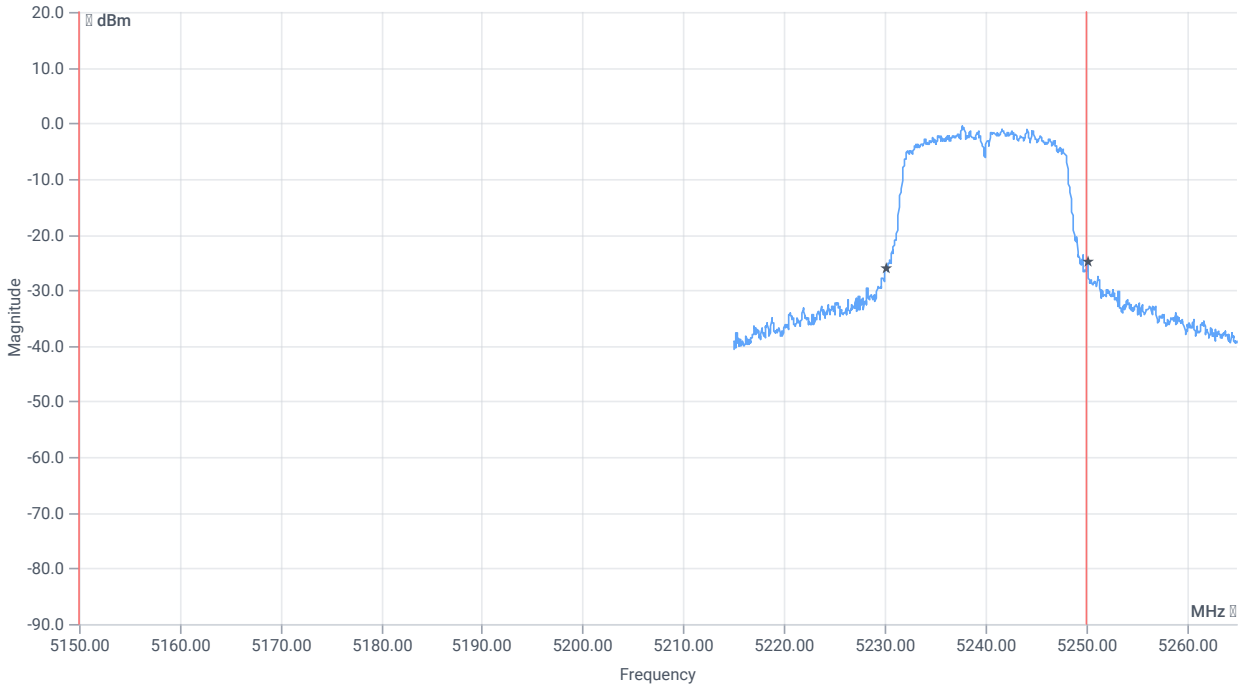

BW within band 26dB

RESULT

DESCRIPTION	LOWER LIMIT	UPPER LIMIT	MEASURED	UNIT	VERDICT
Bandwidth 26dB	---	---	20.05	MHz	INFO
T1 26dB	5150.000000	---	5230.1000	MHz	PASS
T2 26dB	---	5250.000000	5250.1500	MHz	DFS required

Verdict
PASS

FCC 15.407, ISED RSS247 # Bandwidths 99PCT and 20dB ~ WLAN5Gx a mode U-NII-1

References

TC start	26.01.2024 14:59:37
Ambit temp [°C] | humidity [rel%]	26.5 | 37
System version	5.0.1.0
Standard | Version	FCC 15.407, ISED RSS247 | NI
Method	26dB Bandwidth KDB789033 D02, C.1 / ISED RSS-GEN
Description	FCC 15.407 Bandwidths - WLAN5Gx a mode U-NII-1
Information	

EUT Common Settings WLAN5Gx

Number of antenna ports	1
User Interaction	No
Device class UNII_1	Client
Limit W52 japan	Standard

Equipment

Signal analyzer,Rohde&Schwarz,FSV-30,1321.3008K30/103170,3.60
Signaling unit,Rohde&Schwarz,CMW,1201.0002k75/102550,4.0.190
Switch matrix,cetecom advanced GmbH,USM,A001,1.0.0

Test Parameter

Technology to test	WLAN5Gx a mode
EUT port	EUT1
Temperature	nom
Voltage	nom
Frequency low to test	False | Freq [MHz] 5180
Frequency mid to test	False | Freq [MHz] 5200
Frequency high to test	True | Freq [MHz] 5240
Auto control enabled power supply | Climatic Box	No | No
Additional path loss [dB]	0.5
Full path type	EUT_SA_GEN_SIG
Full path name	EUT1.SIG1/EUT1.SA/EUT1.GEN1/EUT1.GEN2/
Switch bits	00010001:00010001:00000000:00000001

Test at TX 5240 MHz

RESULT: Reference power cond.

DESCRIPTION	LOWER LIMIT	UPPER LIMIT	MEASURED	UNIT	VERDICT
Ref. power 1MHz/1MHz cond.	---	---	3.44	dBm	INFO
Ref. frequency	---	---	5245.590	MHz	INFO

READ SA SETTINGS:

RefLevel [dBm] | RefLevelOffset [dB] | InpAtt [dB]	11.44 | 9.92 | 20
Start [MHz] | Stop [MHz]	5215.000 | 5265.000
RBW [MHz] | VBW [MHz]	0.300000 | 1.000000
Detector | TraceMode	POS | MAXH
Sweep: time [ms] | count | points per Section | type	1 | 2500 | 1001 | SWE

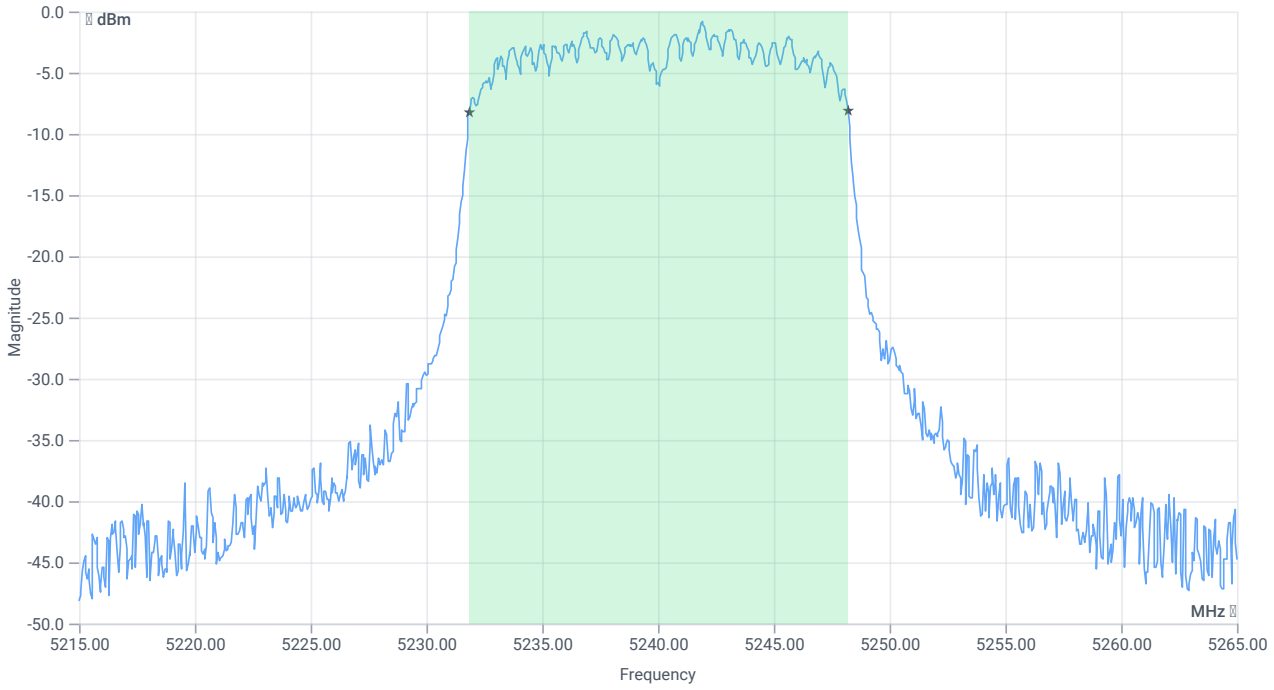

BW 99PCT

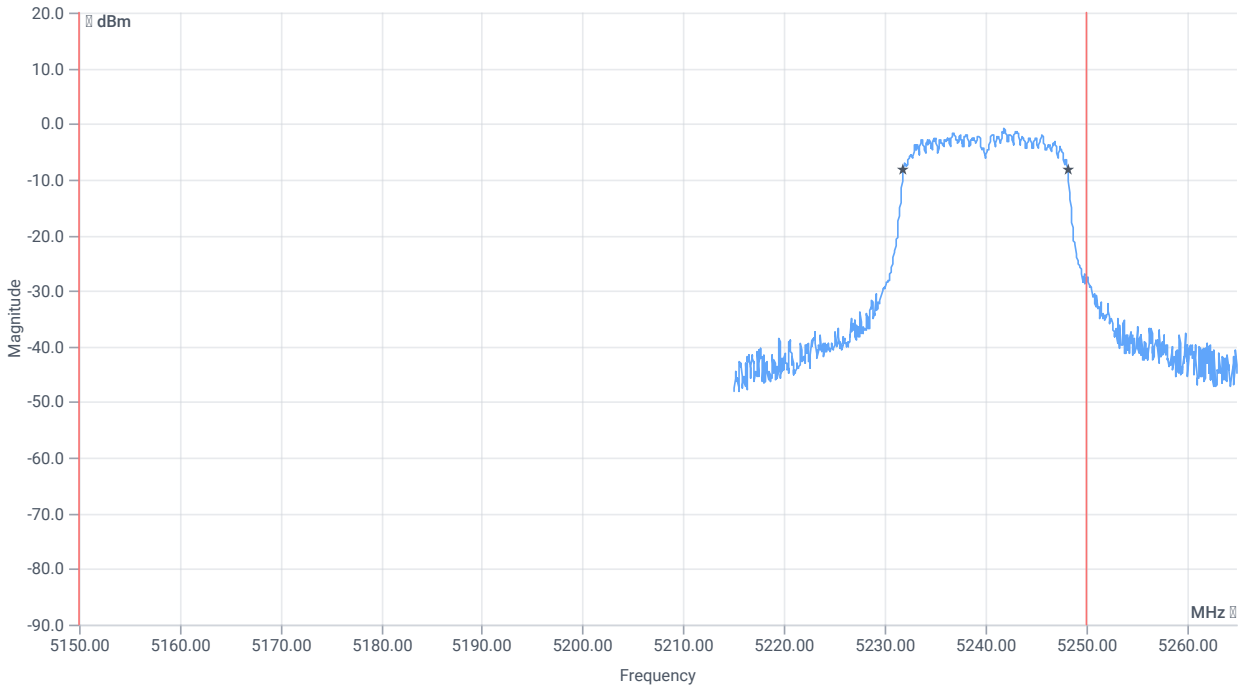

BW within band 99PCT

RESULT

DESCRIPTION	LOWER LIMIT	UPPER LIMIT	MEASURED	UNIT	VERDICT
Bandwidth 99%	---	---	16.334	MHz	INFO
T1 99%	5150.000000	---	5231.8581	MHz	PASS
T2 99%	---	5250.000000	5248.1918	MHz	PASS

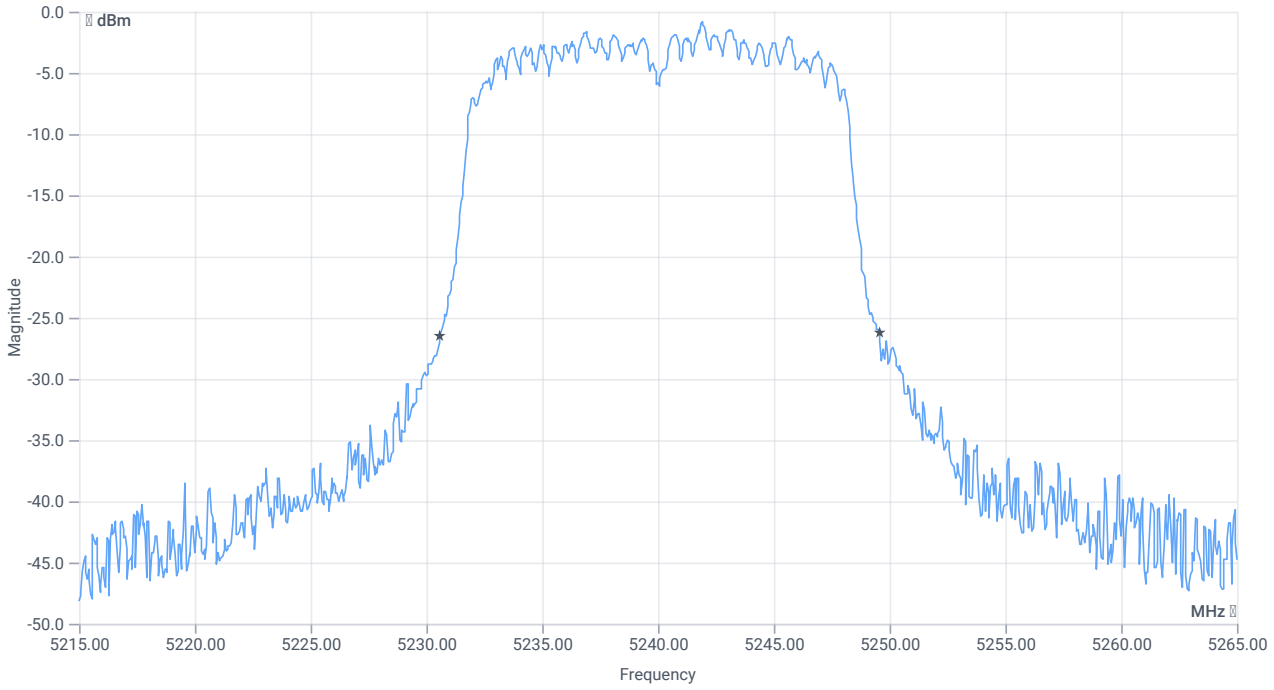

BW 26dB

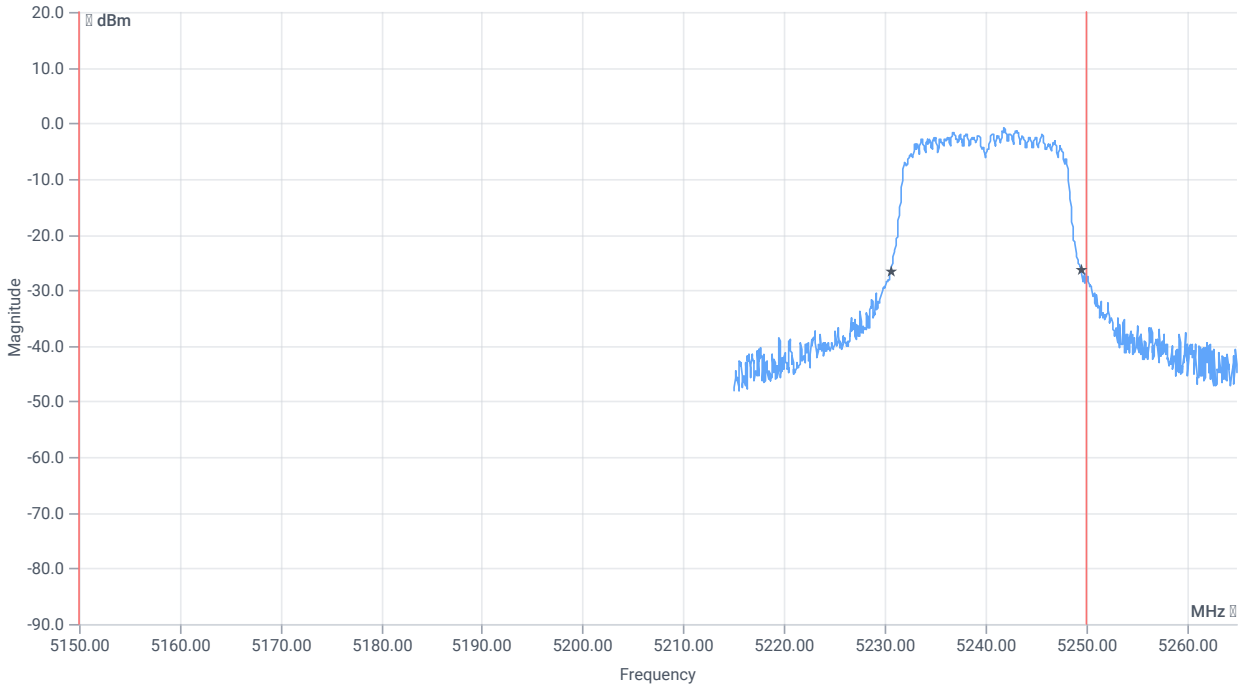

BW within band 26dB

RESULT

DESCRIPTION	LOWER LIMIT	UPPER LIMIT	MEASURED	UNIT	VERDICT
Bandwidth 26dB	---	---	18.95	MHz	INFO
T1 26dB	5150.000000	---	5230.6000	MHz	PASS
T2 26dB	---	5250.000000	5249.5500	MHz	PASS

Verdict
PASS

FCC 15.407, ISED RSS247 # Bandwidths 99PCT and 20dB ~ WLAN5Gx a mode U-NII-1

References

TC start	26.01.2024 14:54:25
Ambit temp [°C] | humidity [rel%]	26.4 | 37
System version	5.0.1.0
Standard | Version	FCC 15.407, ISED RSS247 | NI
Method	26dB Bandwidth KDB789033 D02, C.1 / ISED RSS-GEN
Description	FCC 15.407 Bandwidths - WLAN5Gx a mode U-NII-1
Information	

EUT Common Settings WLAN5Gx

Number of antenna ports	1
User Interaction	No
Device class UNII_1	Client
Limit W52 japan	Standard

Equipment

Signal analyzer,Rohde&Schwarz,FSV-30,1321.3008K30/103170,3.60
Signaling unit,Rohde&Schwarz,CMW,1201.0002k75/102550,4.0.190
Switch matrix,cetecom advanced GmbH,USM,A001,1.0.0

Test Parameter

Technology to test	WLAN5Gx a mode
EUT port	EUT2
Temperature	nom
Voltage	nom
Frequency low to test	False | Freq [MHz] 5180
Frequency mid to test	True | Freq [MHz] 5200
Frequency high to test	False | Freq [MHz] 5240
Auto control enabled power supply | Climatic Box	No | No
Additional path loss [dB]	0.5
Full path type	EUT_SA_GEN_SIG
Full path name	EUT2.SIG1/EUT2.SA/EUT2.GEN1/EUT2.GEN2/
Switch bits	00100010:00010001:00000000:00000001

Test at TX 5200 MHz

RESULT: Reference power cond.

DESCRIPTION	LOWER LIMIT	UPPER LIMIT	MEASURED	UNIT	VERDICT
Ref. power 1MHz/1MHz cond.	---	---	3.31	dBm	INFO
Ref. frequency	---	---	5196.600	MHz	INFO

READ SA SETTINGS:

RefLevel [dBm] | RefLevelOffset [dB] | InpAtt [dB]	11.31 | 10.08 | 20
Start [MHz] | Stop [MHz]	5175.000 | 5225.000
RBW [MHz] | VBW [MHz]	0.300000 | 1.000000
Detector | TraceMode	POS | MAXH
Sweep: time [ms] | count | points per Section | type	1 | 2500 | 1001 | SWE

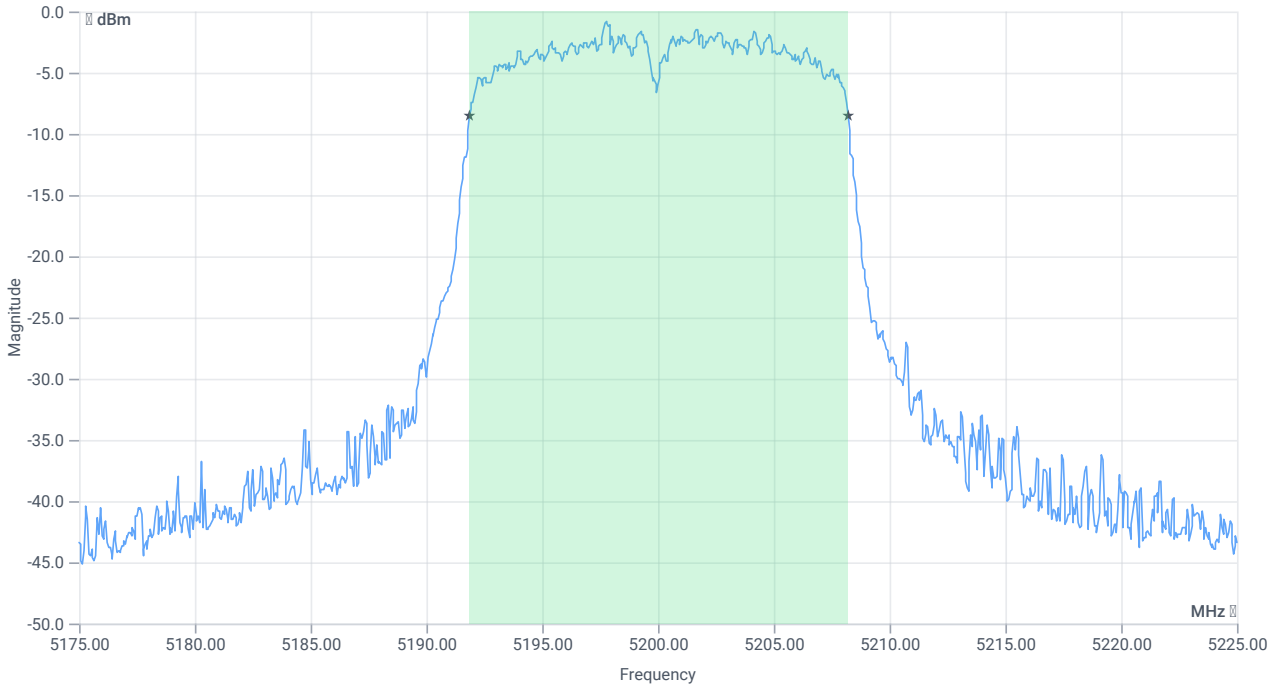

BW 99PCT

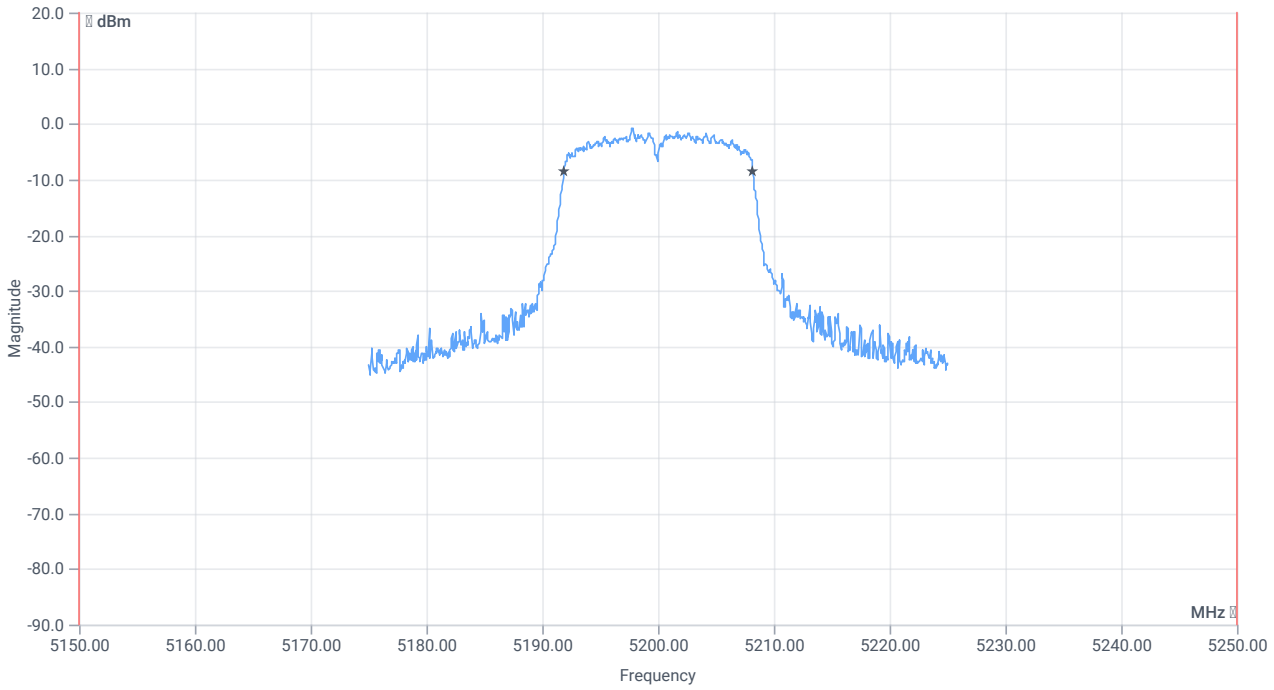

BW within band 99PCT

RESULT

DESCRIPTION	LOWER LIMIT	UPPER LIMIT	MEASURED	UNIT	VERDICT
Bandwidth 99%	---	---	16.334	MHz	INFO
T1 99%	5150.000000	---	5191.8581	MHz	PASS
T2 99%	---	5250.000000	5208.1918	MHz	PASS

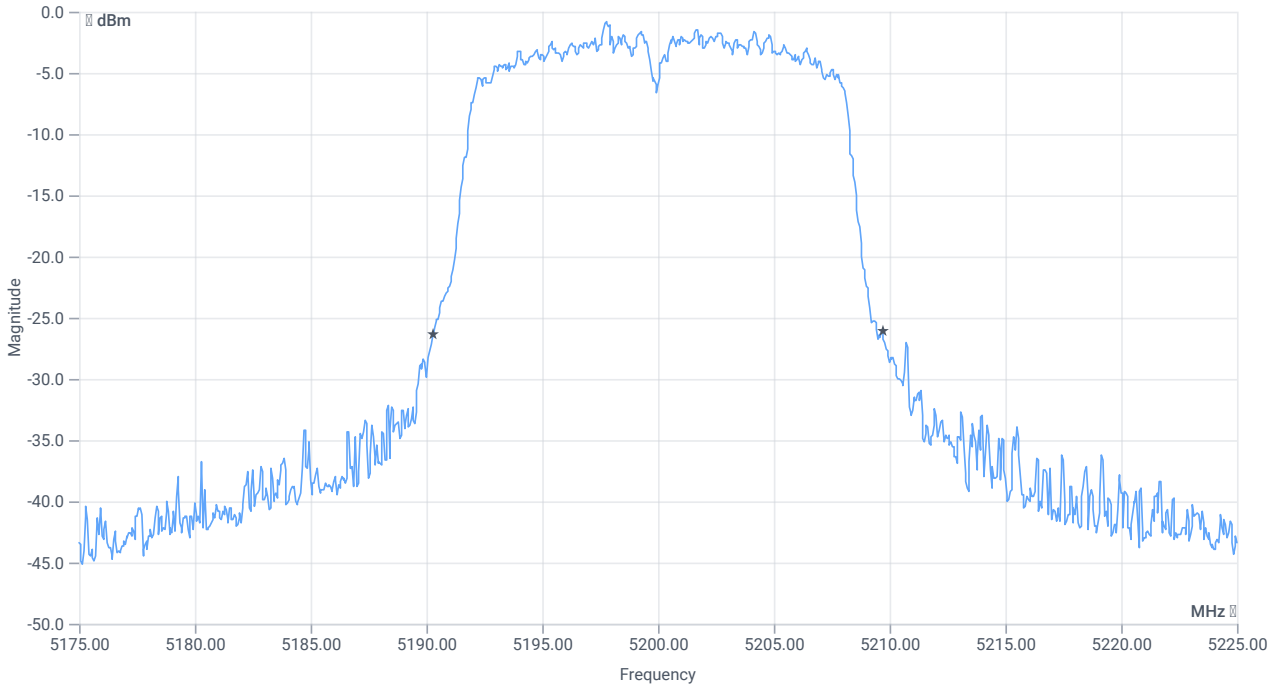

BW 26dB

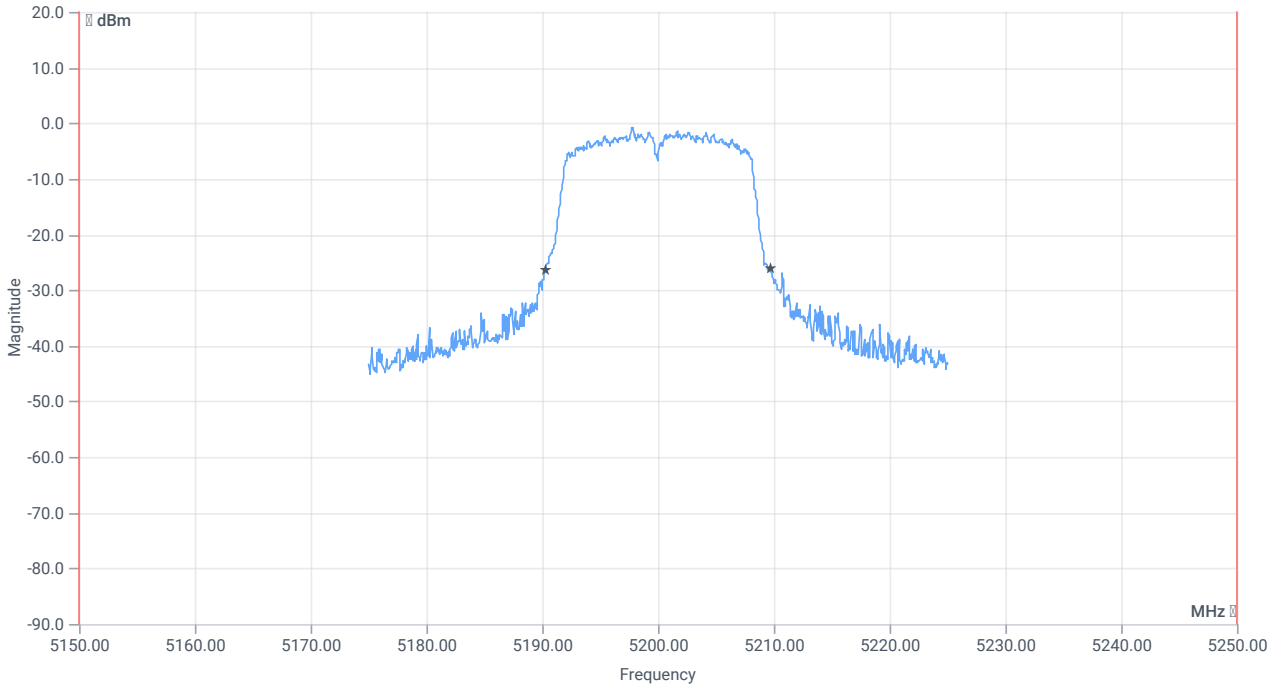

BW within band 26dB

RESULT

DESCRIPTION	LOWER LIMIT	UPPER LIMIT	MEASURED	UNIT	VERDICT
Bandwidth 26dB	---	---	19.45	MHz	INFO
T1 26dB	5150.000000	---	5190.2500	MHz	PASS
T2 26dB	---	5250.000000	5209.7000	MHz	PASS

Verdict
PASS

FCC 15.407, ISED RSS247 # Bandwidths 99PCT and 20dB ~ WLAN5Gx a mode U-NII-1

References

TC start	26.01.2024 14:50:18
Ambit temp [°C] | humidity [rel%]	26.4 | 37
System version	5.0.1.0
Standard | Version	FCC 15.407, ISED RSS247 | NI
Method	26dB Bandwidth KDB789033 D02, C.1 / ISED RSS-GEN
Description	FCC 15.407 Bandwidths - WLAN5Gx a mode U-NII-1
Information	

EUT Common Settings WLAN5Gx

Number of antenna ports	1
User Interaction	No
Device class UNII_1	Client
Limit W52 japan	Standard

Equipment

Signal analyzer,Rohde&Schwarz,FSV-30,1321.3008K30/103170,3.60
Signaling unit,Rohde&Schwarz,CMW,1201.0002k75/102550,4.0.190
Switch matrix,cetecom advanced GmbH,USM,A001,1.0.0

Test Parameter

Technology to test	WLAN5Gx a mode
EUT port	EUT1
Temperature	nom
Voltage	nom
Frequency low to test	False | Freq [MHz] 5180
Frequency mid to test	True | Freq [MHz] 5200
Frequency high to test	False | Freq [MHz] 5240
Auto control enabled power supply | Climatic Box	No | No
Additional path loss [dB]	0.5
Full path type	EUT_SA_GEN_SIG
Full path name	EUT1.SIG1/EUT1.SA/EUT1.GEN1/EUT1.GEN2/
Switch bits	00010001:00010001:00000000:00000001

Test at TX 5200 MHz

RESULT: Reference power cond.

DESCRIPTION	LOWER LIMIT	UPPER LIMIT	MEASURED	UNIT	VERDICT
Ref. power 1MHz/1MHz cond.	---	---	2.68	dBm	INFO
Ref. frequency	---	---	5196.400	MHz	INFO

READ SA SETTINGS:

RefLevel [dBm] | RefLevelOffset [dB] | InpAtt [dB]	10.68 | 10.05 | 20
Start [MHz] | Stop [MHz]	5175.000 | 5225.000
RBW [MHz] | VBW [MHz]	0.300000 | 1.000000
Detector | TraceMode	POS | MAXH
Sweep: time [ms] | count | points per Section | type	1 | 2500 | 1001 | SWE

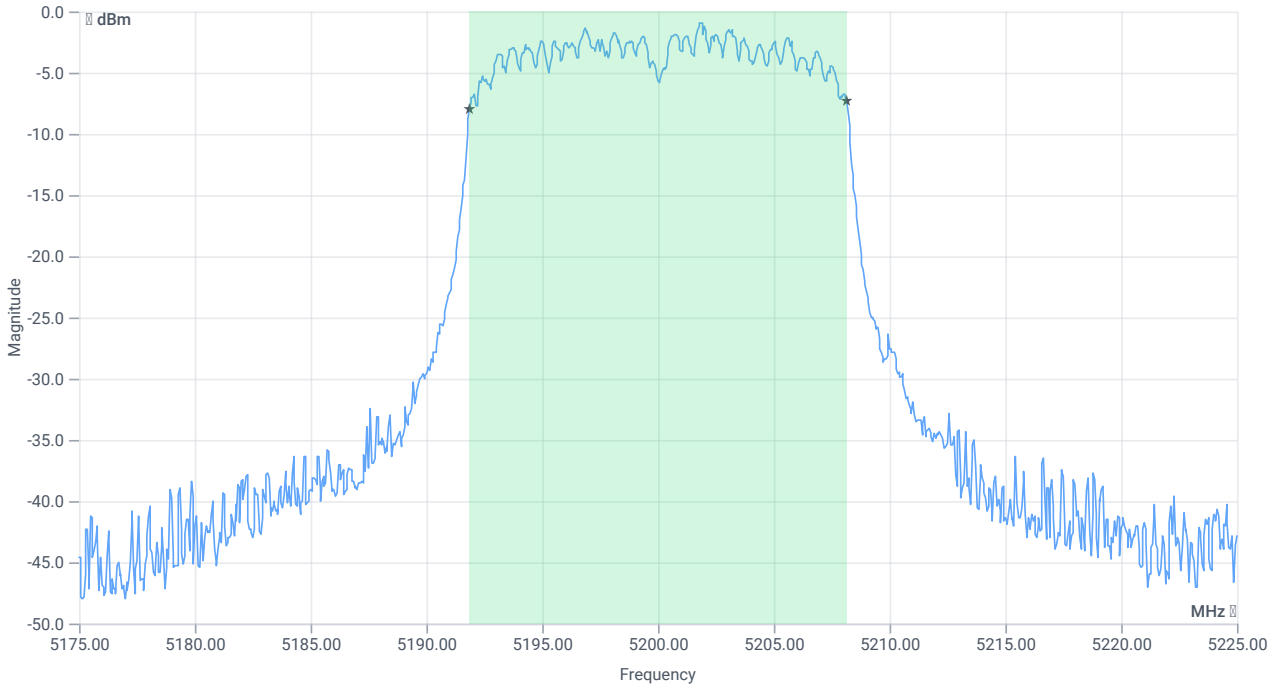

BW 99PCT

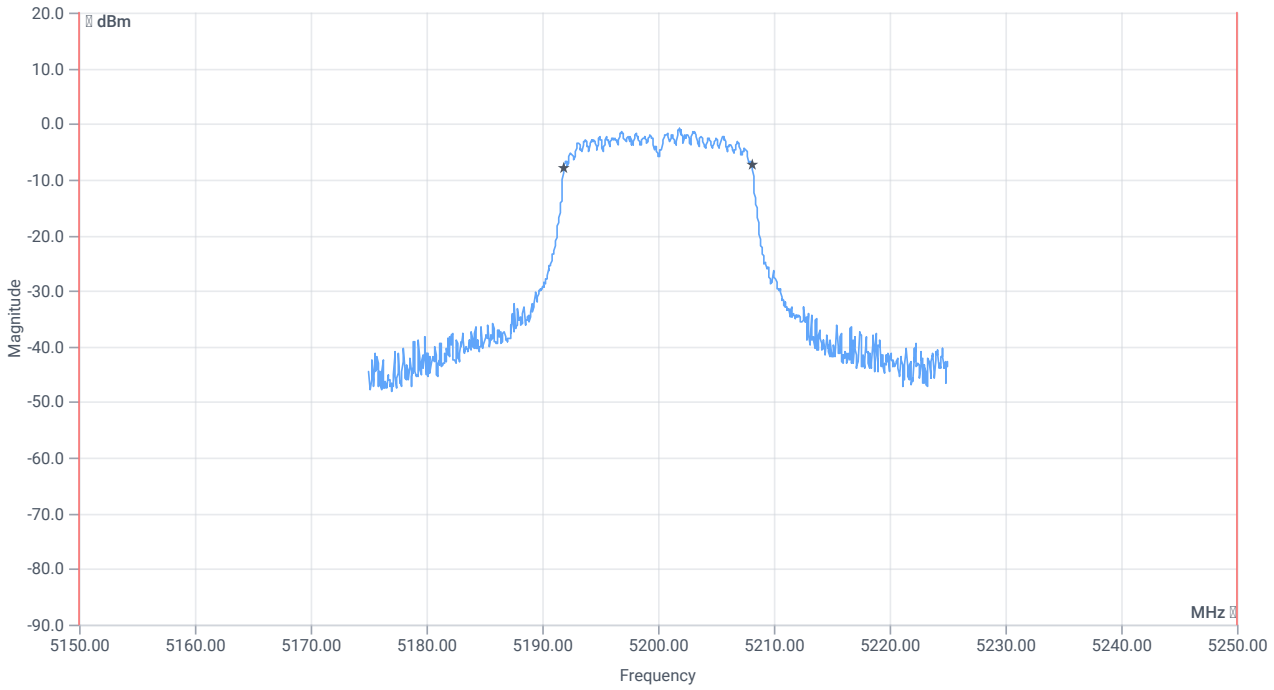

BW within band 99PCT

RESULT

DESCRIPTION	LOWER LIMIT	UPPER LIMIT	MEASURED	UNIT	VERDICT
Bandwidth 99%	---	---	16.284	MHz	INFO
T1 99%	5150.000000	---	5191.8581	MHz	PASS
T2 99%	---	5250.000000	5208.1419	MHz	PASS

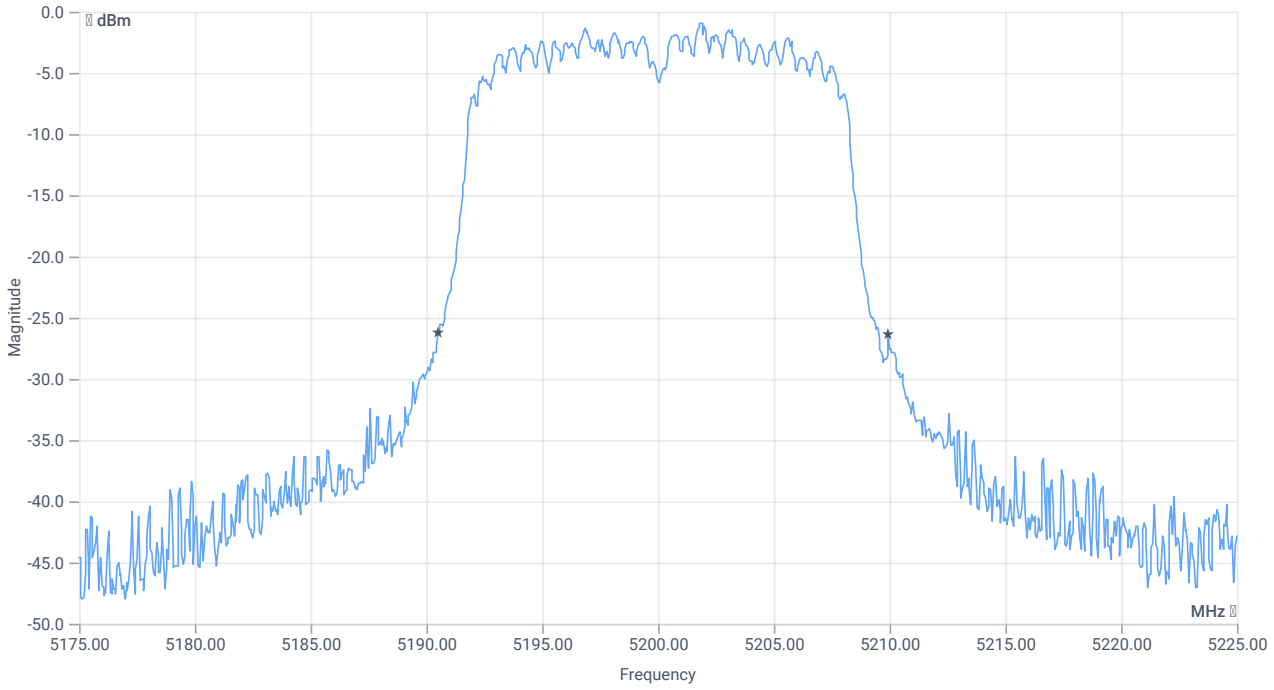

BW 26dB

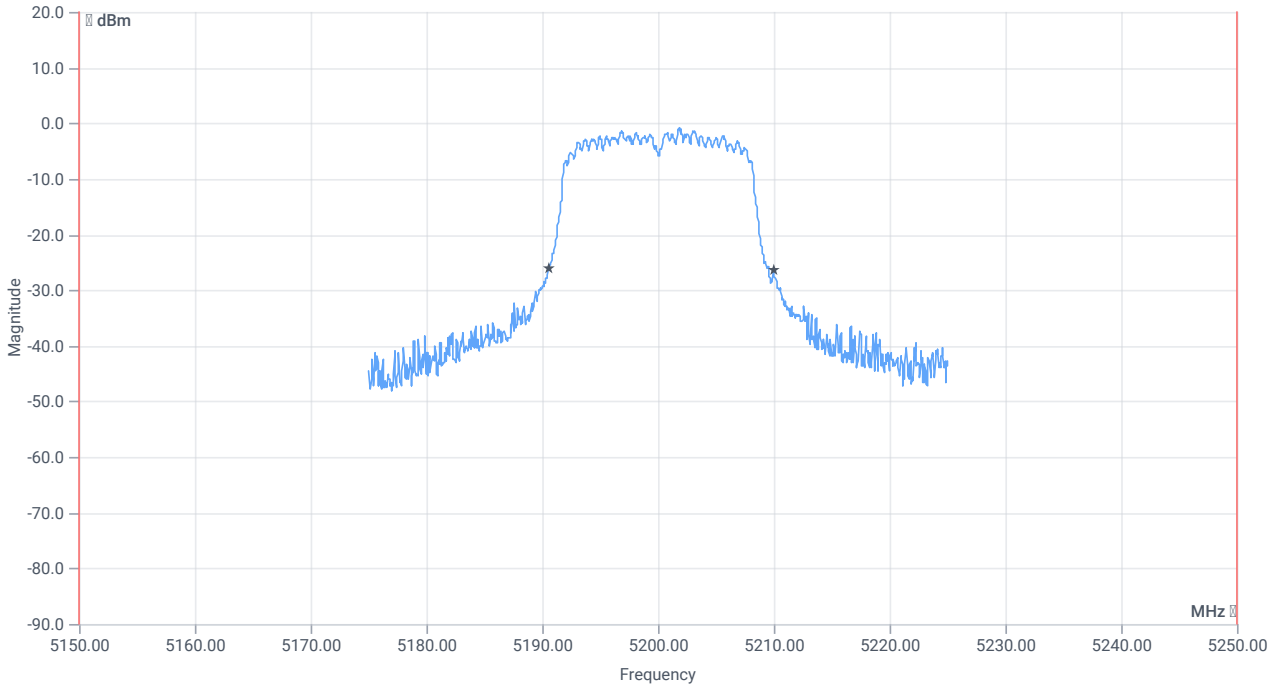

BW within band 26dB

RESULT

DESCRIPTION	LOWER LIMIT	UPPER LIMIT	MEASURED	UNIT	VERDICT
Bandwidth 26dB	---	---	19.45	MHz	INFO
T1 26dB	5150.000000	---	5190.5000	MHz	PASS
T2 26dB	---	5250.000000	5209.9500	MHz	PASS

Verdict
PASS

FCC 15.407, ISED RSS247 # Bandwidths 99PCT and 20dB ~ WLAN5Gx a mode U-NII-1

References

TC start	26.01.2024 14:43:00
Ambit temp [°C] | humidity [rel%]	26.3 | 37
System version	5.0.1.0
Standard | Version	FCC 15.407, ISED RSS247 | NI
Method	26dB Bandwidth KDB789033 D02, C.1 / ISED RSS-GEN
Description	FCC 15.407 Bandwidths - WLAN5Gx a mode U-NII-1
Information	

EUT Common Settings WLAN5Gx

Number of antenna ports	1
User Interaction	No
Device class UNII_1	Client
Limit W52 japan	Standard

Equipment

Signal analyzer,Rohde&Schwarz,FSV-30,1321.3008K30/103170,3.60
Signaling unit,Rohde&Schwarz,CMW,1201.0002k75/102550,4.0.190
Switch matrix,cetecom advanced GmbH,USM,A001,1.0.0

Test Parameter

Technology to test	WLAN5Gx a mode
EUT port	EUT2
Temperature	nom
Voltage	nom
Frequency low to test	True | Freq [MHz] 5180
Frequency mid to test	False | Freq [MHz] 5200
Frequency high to test	False | Freq [MHz] 5240
Auto control enabled power supply | Climatic Box	No | No
Additional path loss [dB]	0.5
Full path type	EUT_SA_GEN_SIG
Full path name	EUT2.SIG1/EUT2.SA/EUT2.GEN1/EUT2.GEN2/
Switch bits	00100010:00010001:00000000:00000001

Test at TX 5180 MHz

RESULT: Reference power cond.

DESCRIPTION	LOWER LIMIT	UPPER LIMIT	MEASURED	UNIT	VERDICT
Ref. power 1MHz/1MHz cond.	---	---	3.08	dBm	INFO
Ref. frequency	---	---	5183.200	MHz	INFO

READ SA SETTINGS:

RefLevel [dBm] | RefLevelOffset [dB] | InpAtt [dB]	11.08 | 10.01 | 20
Start [MHz] | Stop [MHz]	5155.000 | 5205.000
RBW [MHz] | VBW [MHz]	0.300000 | 1.000000
Detector | TraceMode	POS | MAXH
Sweep: time [ms] | count | points per Section | type	1 | 2500 | 1001 | SWE

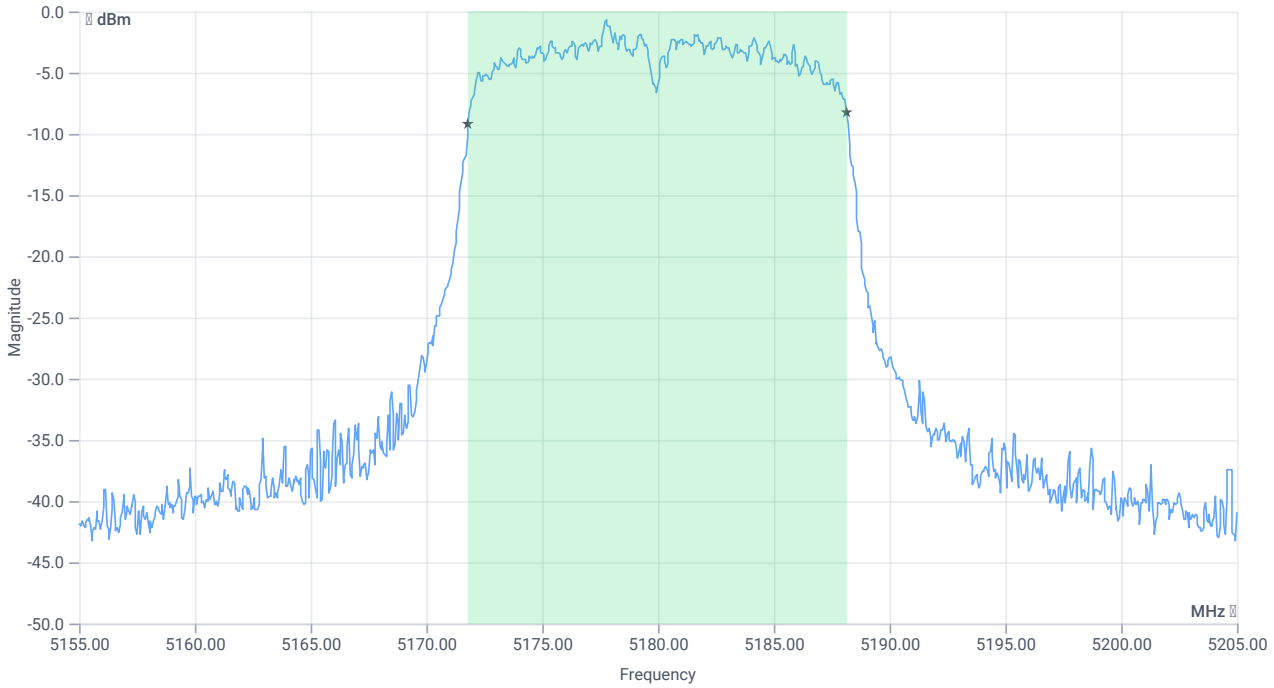

BW 99PCT

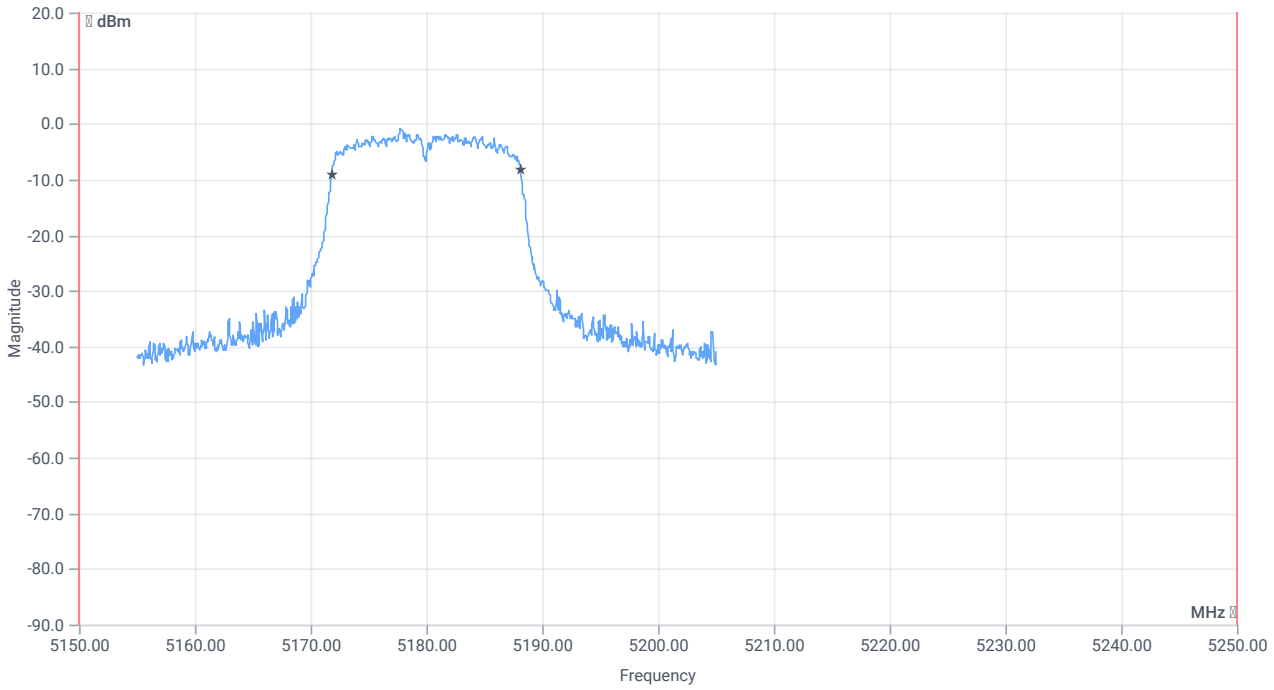

BW within band 99PCT

RESULT

DESCRIPTION	LOWER LIMIT	UPPER LIMIT	MEASURED	UNIT	VERDICT
Bandwidth 99%	---	---	16.334	MHz	INFO
T1 99%	5150.000000	---	5171.8082	MHz	PASS
T2 99%	---	5250.000000	5188.1419	MHz	PASS

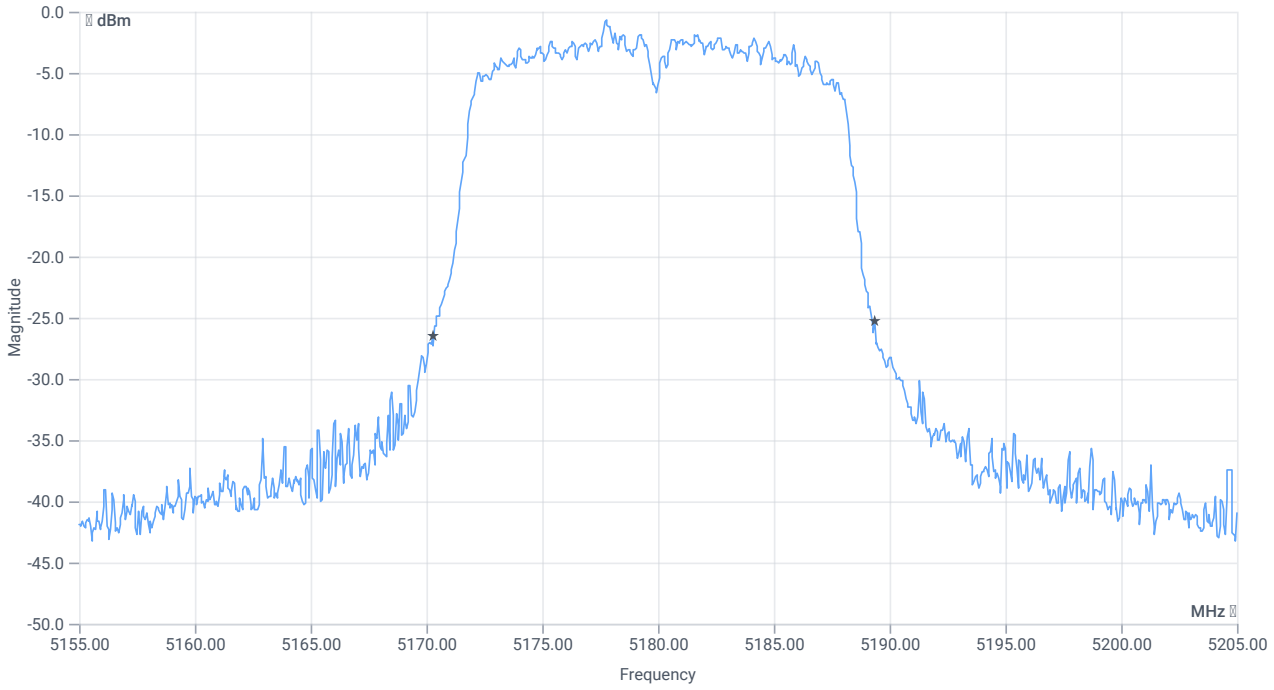

BW 26dB

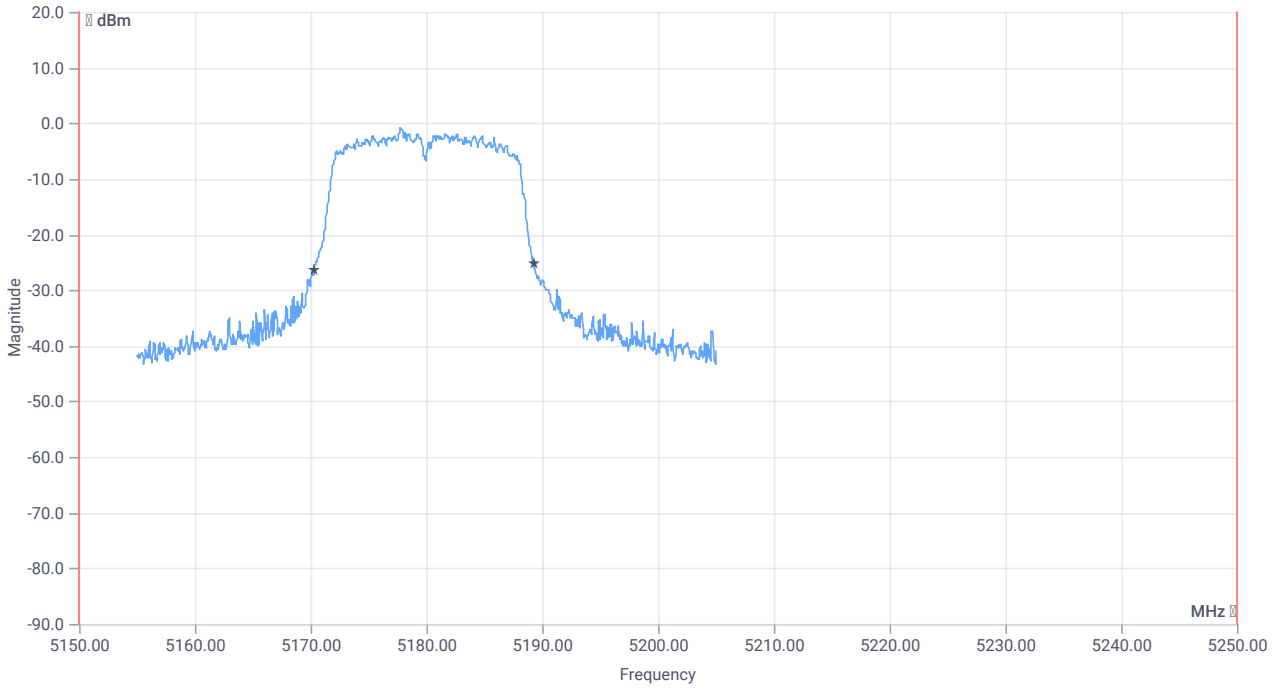

BW within band 26dB

RESULT

DESCRIPTION	LOWER LIMIT	UPPER LIMIT	MEASURED	UNIT	VERDICT
Bandwidth 26dB	---	---	19.1	MHz	INFO
T1 26dB	5150.000000	---	5170.2500	MHz	PASS
T2 26dB	---	5250.000000	5189.3500	MHz	PASS

Verdict
PASS

FCC 15.407, ISED RSS247 # Bandwidths 99PCT and 20dB ~ WLAN5Gx a mode U-NII-1

References

TC start	26.01.2024 14:38:47
Ambit temp [°C] | humidity [rel%]	26.3 | 37
System version	5.0.1.0
Standard | Version	FCC 15.407, ISED RSS247 | NI
Method	26dB Bandwidth KDB789033 D02, C.1 / ISED RSS-GEN
Description	FCC 15.407 Bandwidths - WLAN5Gx a mode U-NII-1
Information	

EUT Common Settings WLAN5Gx

Number of antenna ports	1
User Interaction	No
Device class UNII_1	Client
Limit W52 japan	Standard

Equipment

Signal analyzer,Rohde&Schwarz,FSV-30,1321.3008K30/103170,3.60
Signaling unit,Rohde&Schwarz,CMW,1201.0002k75/102550,4.0.190
Switch matrix,cetecom advanced GmbH,USM,A001,1.0.0

Test Parameter

Technology to test	WLAN5Gx a mode
EUT port	EUT1
Temperature	nom
Voltage	nom
Frequency low to test	True | Freq [MHz] 5180
Frequency mid to test	False | Freq [MHz] 5200
Frequency high to test	False | Freq [MHz] 5240
Auto control enabled power supply | Climatic Box	No | No
Additional path loss [dB]	0.5
Full path type	EUT_SA_GEN_SIG
Full path name	EUT1.SIG1/EUT1.SA/EUT1.GEN1/EUT1.GEN2/
Switch bits	00010001:00010001:00000000:00000001

Test at TX 5180 MHz

RESULT: Reference power cond.

DESCRIPTION	LOWER LIMIT	UPPER LIMIT	MEASURED	UNIT	VERDICT
Ref. power 1MHz/1MHz cond.	---	---	2.01	dBm	INFO
Ref. frequency	---	---	5182.800	MHz	INFO

READ SA SETTINGS:

RefLevel [dBm] | RefLevelOffset [dB] | InpAtt [dB]	10.01 | 9.99 | 20
Start [MHz] | Stop [MHz]	5155.000 | 5205.000
RBW [MHz] | VBW [MHz]	0.300000 | 1.000000
Detector | TraceMode	POS | MAXH
Sweep: time [ms] | count | points per Section | type	1 | 2500 | 1001 | SWE

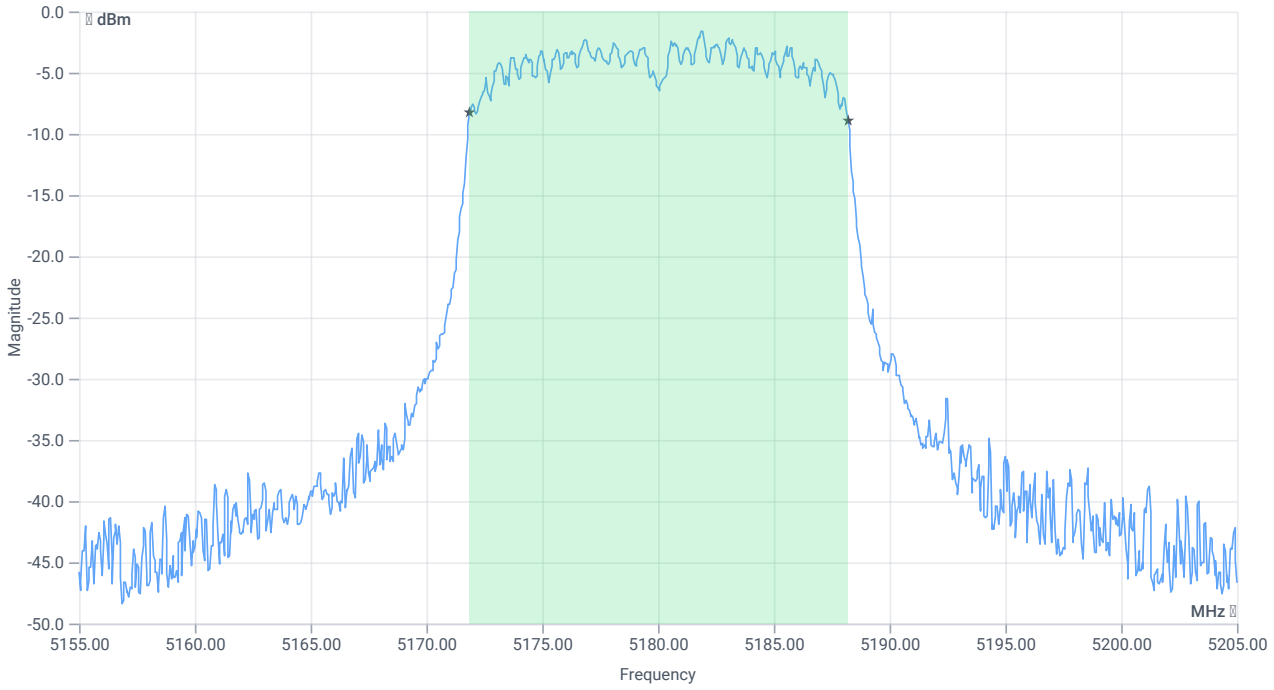

BW 99PCT

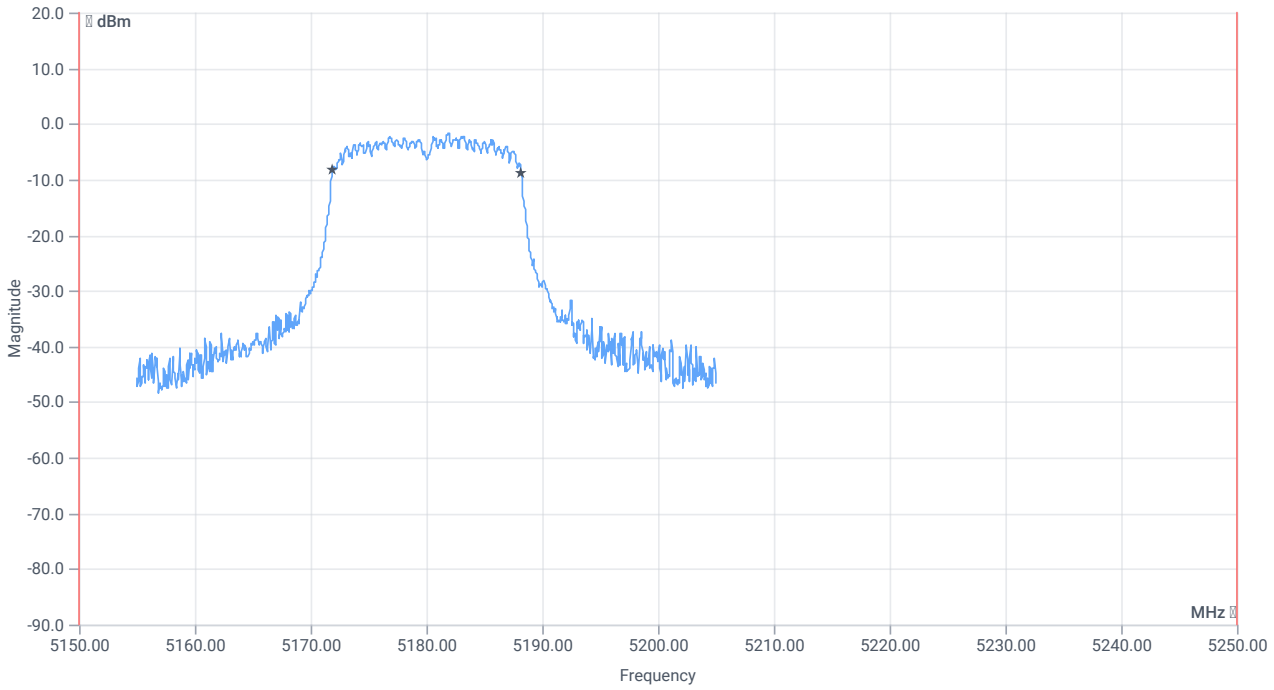

BW within band 99PCT

RESULT

DESCRIPTION	LOWER LIMIT	UPPER LIMIT	MEASURED	UNIT	VERDICT
Bandwidth 99%	---	---	16.334	MHz	INFO
T1 99%	5150.000000	---	5171.8581	MHz	PASS
T2 99%	---	5250.000000	5188.1918	MHz	PASS

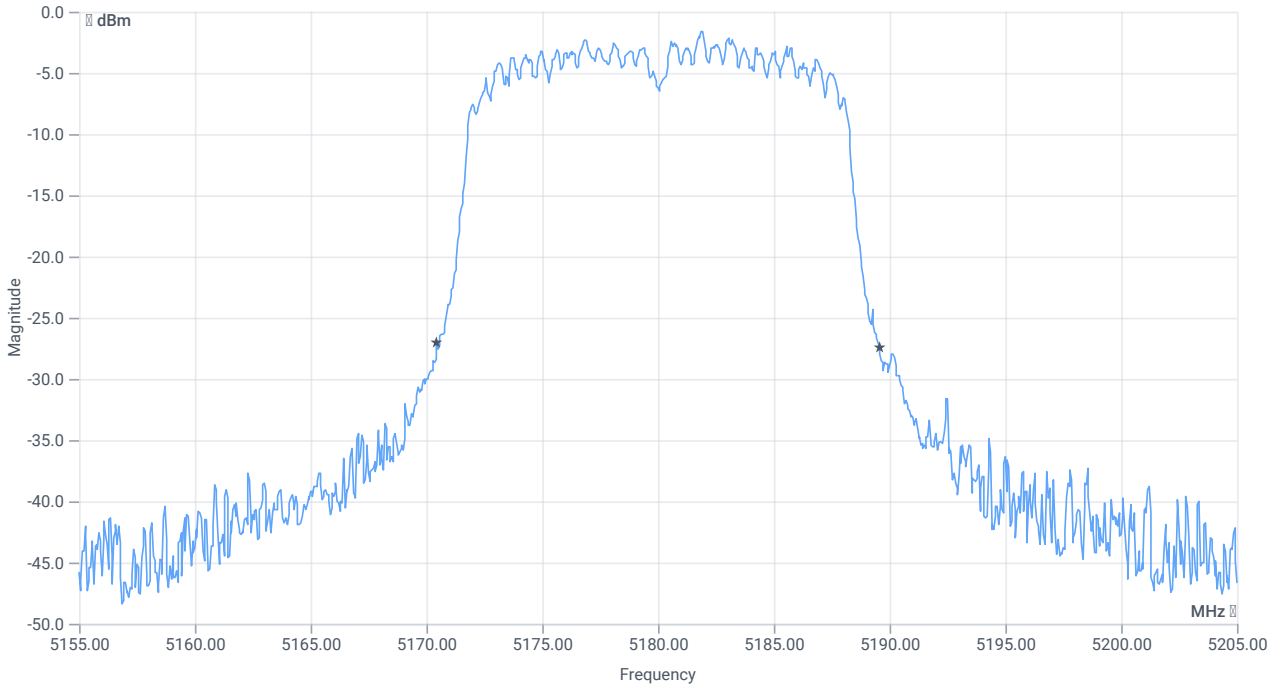

BW 26dB

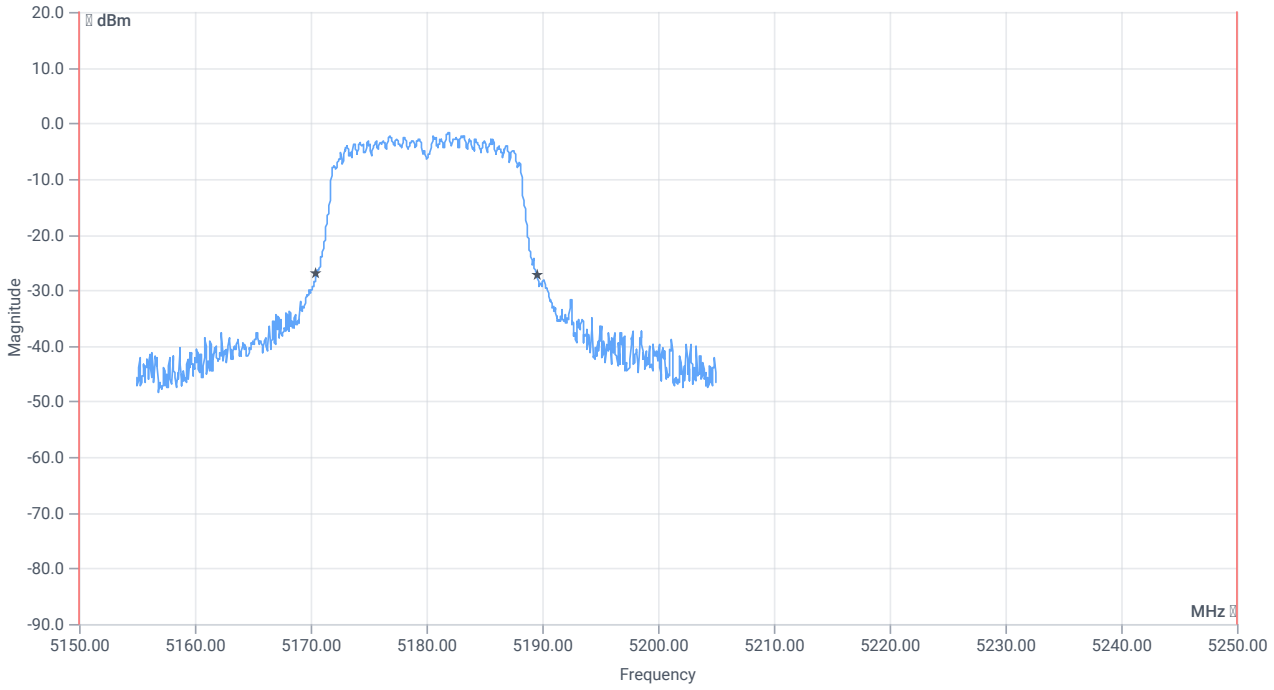

BW within band 26dB

RESULT

DESCRIPTION	LOWER LIMIT	UPPER LIMIT	MEASURED	UNIT	VERDICT
Bandwidth 26dB	---	---	19.1	MHz	INFO
T1 26dB	5150.000000	---	5170.4500	MHz	PASS
T2 26dB	---	5250.000000	5189.5500	MHz	PASS

Verdict
PASS

FCC 15.407, ISED RSS247 # Emission mask (cond) ~ WLAN5Gx ac-VHT80 mode U-NII-3

References

TC start	26.01.2024 19:01:47
Ambit temp [°C] | humidity [rel%]	26.7 | 35
System version	5.0.1.0
Standard | Version	FCC 15.407, ISED RSS247 | NI
Method	NI
Description	FCC 15.407 Emission mask - WLAN5Gx ac-VHT80 mode U-NII-3
Information	

EUT Common Settings WLAN5Gx

Number of antenna ports	1
User Interaction	No
Device class UNII_1	Client
Limit W52 japan	Standard

Equipment

Signal analyzer,Rohde&Schwarz,FSV-30,1321.3008K30/103170,3.60
Signaling unit,Rohde&Schwarz,CMW,1201.0002k75/102550,4.0.190
Switch matrix,cetecom advanced GmbH,USM,A001,1.0.0

Test Parameter

Technology to test	WLAN5Gx ac-VHT80 mode
EUT port	EUT2
Temperature	nom
Voltage	nom
Frequency low to test	False | Freq [MHz] 0
Frequency mid to test	True | Freq [MHz] 5775
Frequency high to test	False | Freq [MHz] 0
Auto control enabled power supply | Climatic Box	No | No
Additional path loss [dB]	0.5
Full path type	EUT_SA_GEN_SIG
Full path name	EUT2.SIG1/EUT2.SA/EUT2.GEN1/EUT2.GEN2/
Switch bits	00100010:00010001:00000000:00000001

Test at TX 5775 MHz

RESULT: Reference power cond.

DESCRIPTION	LOWER LIMIT	UPPER LIMIT	MEASURED	UNIT	VERDICT
Ref. power 1MHz/1MHz cond.	---	---	-6.81	dBm	INFO
Ref. frequency	---	---	5739.440	MHz	INFO

Antenna gain

Considered antenna gain [dBi]:	0

READ SA SETTINGS:

RefLevel [dBm] | RefLevelOffset [dB] | InpAtt [dB]	-3.81 | 10.41 | 5
Start [MHz] | Stop [MHz]	5625.000 | 5950.000
RBW [MHz] | VBW [MHz]	1.000000 | 3.000000
Detector | TraceMode	POS | MAXH
Sweep: time [ms] | count | points per Section | type	1 | 2500 | 1001 | SWE

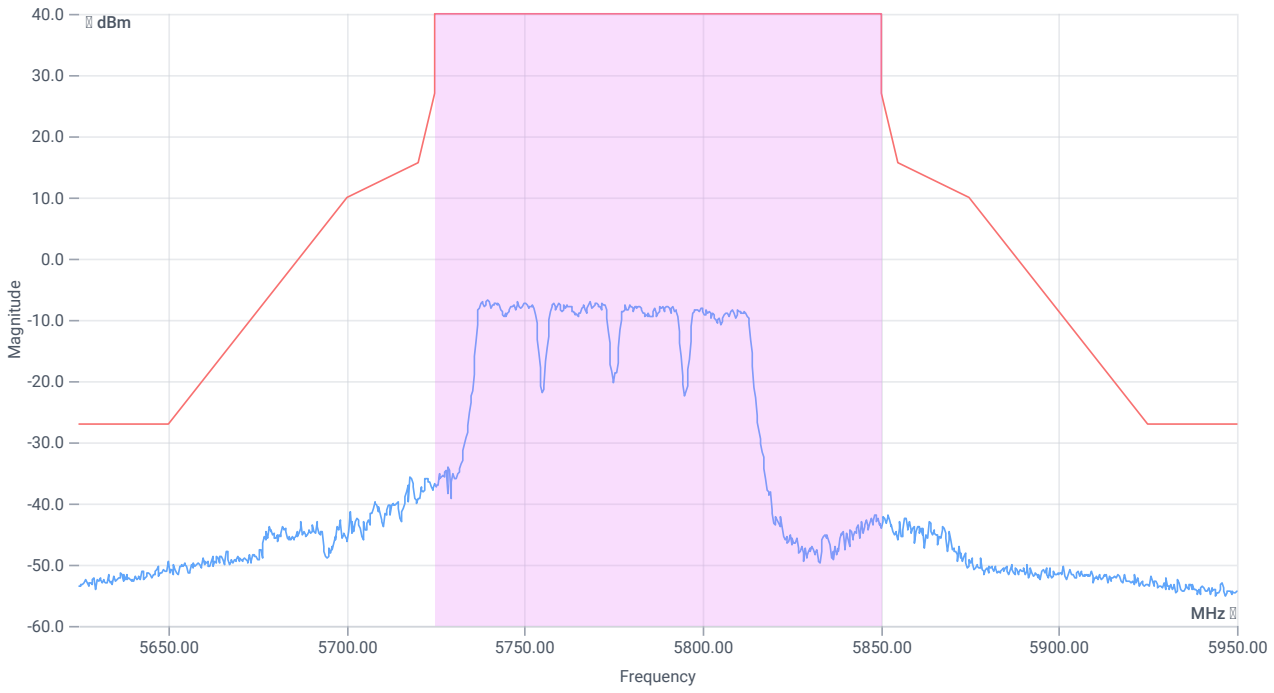

Emission Mask (e.i.r.p)

RESULT

DESCRIPTION	LOWER LIMIT	UPPER LIMIT	MEASURED	UNIT	VERDICT

Verdict
INCON

FCC 15.407, ISED RSS247 # Emission mask (cond) ~ WLAN5Gx ac-VHT80 mode U-NII-3

References

TC start	26.01.2024 18:50:46
Ambit temp [°C] | humidity [rel%]	26.7 | 35
System version	5.0.1.0
Standard | Version	FCC 15.407, ISED RSS247 | NI
Method	NI
Description	FCC 15.407 Emission mask - WLAN5Gx ac-VHT80 mode U-NII-3
Information	

EUT Common Settings WLAN5Gx

Number of antenna ports	1
User Interaction	No
Device class UNII_1	Client
Limit W52 japan	Standard

Equipment

Signal analyzer,Rohde&Schwarz,FSV-30,1321.3008K30/103170,3.60
Signaling unit,Rohde&Schwarz,CMW,1201.0002k75/102550,4.0.190
Switch matrix,cetecom advanced GmbH,USM,A001,1.0.0

Test Parameter

Technology to test	WLAN5Gx ac-VHT80 mode
EUT port	EUT1
Temperature	nom
Voltage	nom
Frequency low to test	False | Freq [MHz] 0
Frequency mid to test	True | Freq [MHz] 5775
Frequency high to test	False | Freq [MHz] 0
Auto control enabled power supply | Climatic Box	No | No
Additional path loss [dB]	0.5
Full path type	EUT_SA_GEN_SIG
Full path name	EUT1.SIG1/EUT1.SA/EUT1.GEN1/EUT1.GEN2/
Switch bits	00010001:00010001:00000000:00000001

Test at TX 5775 MHz

RESULT: Reference power cond.

DESCRIPTION	LOWER LIMIT	UPPER LIMIT	MEASURED	UNIT	VERDICT
Ref. power 1MHz/1MHz cond.	---	---	-6.08	dBm	INFO
Ref. frequency	---	---	5739.440	MHz	INFO

Antenna gain

Considered antenna gain [dBi]:	0

READ SA SETTINGS:

RefLevel [dBm] | RefLevelOffset [dB] | InpAtt [dB]	-3.08 | 10.38 | 5
Start [MHz] | Stop [MHz]	5625.000 | 5950.000
RBW [MHz] | VBW [MHz]	1.000000 | 3.000000
Detector | TraceMode	POS | MAXH
Sweep: time [ms] | count | points per Section | type	1 | 2500 | 1001 | SWE

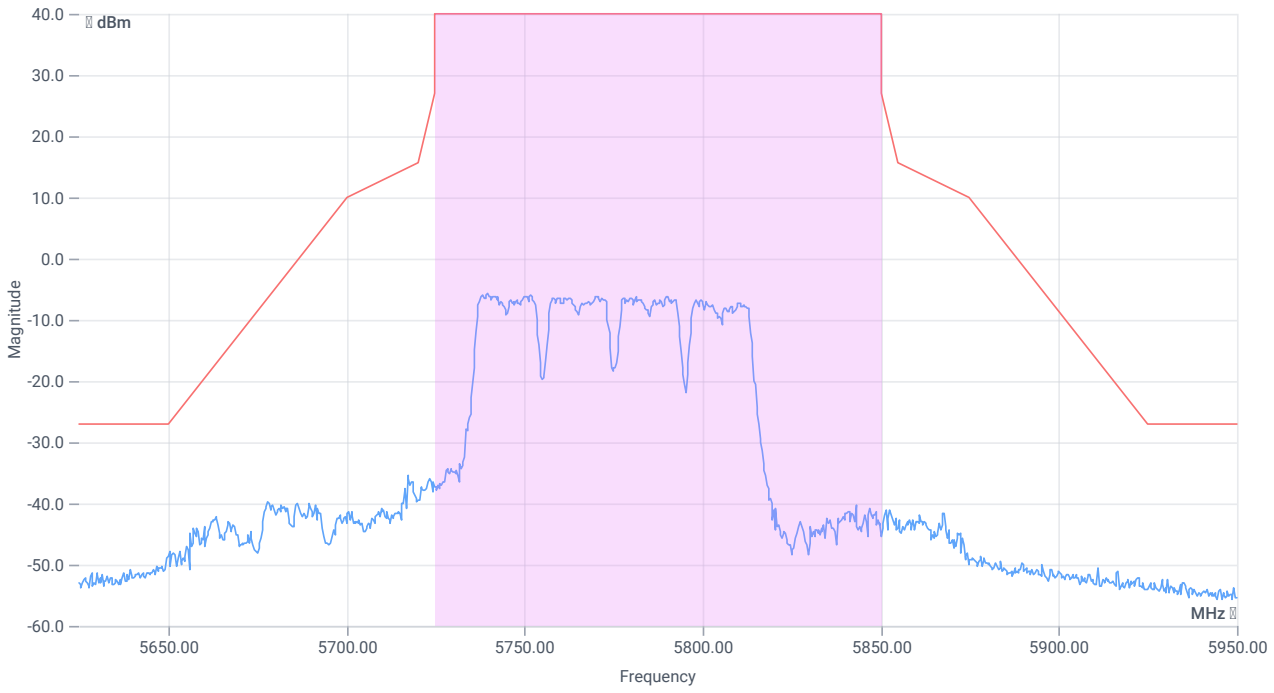

Emission Mask (e.i.r.p)

RESULT

DESCRIPTION	LOWER LIMIT	UPPER LIMIT	MEASURED	UNIT	VERDICT

Verdict
INCON

FCC 15.407, ISED RSS247 # Emission mask (cond) ~ WLAN5Gx n-HT40 mode U-NII-3

References

TC start	26.01.2024 18:21:38
Ambit temp [°C] | humidity [rel%]	26.8 | 31
System version	5.0.1.0
Standard | Version	FCC 15.407, ISED RSS247 | NI
Method	NI
Description	FCC 15.407 Emission mask - WLAN5Gx n-HT40 mode U-NII-3
Information	

EUT Common Settings WLAN5Gx

Number of antenna ports	1
User Interaction	No
Device class UNII_1	Client
Limit W52 japan	Standard

Equipment

Signal analyzer,Rohde&Schwarz,FSV-30,1321.3008K30/103170,3.60
Signaling unit,Rohde&Schwarz,CMW,1201.0002k75/102550,4.0.190
Switch matrix,cetecom advanced GmbH,USM,A001,1.0.0

Test Parameter

Technology to test	WLAN5Gx n-HT40 mode
EUT port	EUT2
Temperature	nom
Voltage	nom
Frequency low to test	False | Freq [MHz] 5755
Frequency mid to test	False | Freq [MHz] 0
Frequency high to test	True | Freq [MHz] 5795
Auto control enabled power supply | Climatic Box	No | No
Additional path loss [dB]	0.5
Full path type	EUT_SA_GEN_SIG
Full path name	EUT2.SIG1/EUT2.SA/EUT2.GEN1/EUT2.GEN2/
Switch bits	00100010:00010001:00000000:00000001

Test at TX 5795 MHz

RESULT: Reference power cond.

DESCRIPTION	LOWER LIMIT	UPPER LIMIT	MEASURED	UNIT	VERDICT
Ref. power 1MHz/1MHz cond.	---	---	-3.42	dBm	INFO
Ref. frequency	---	---	5779.420	MHz	INFO

Antenna gain

Considered antenna gain [dBi]:	0

READ SA SETTINGS:

RefLevel [dBm] | RefLevelOffset [dB] | InpAtt [dB]	-0.42 | 10.41 | 5
Start [MHz] | Stop [MHz]	5625.000 | 5950.000
RBW [MHz] | VBW [MHz]	1.000000 | 3.000000
Detector | TraceMode	POS | MAXH
Sweep: time [ms] | count | points per Section | type	1 | 2500 | 1001 | SWE

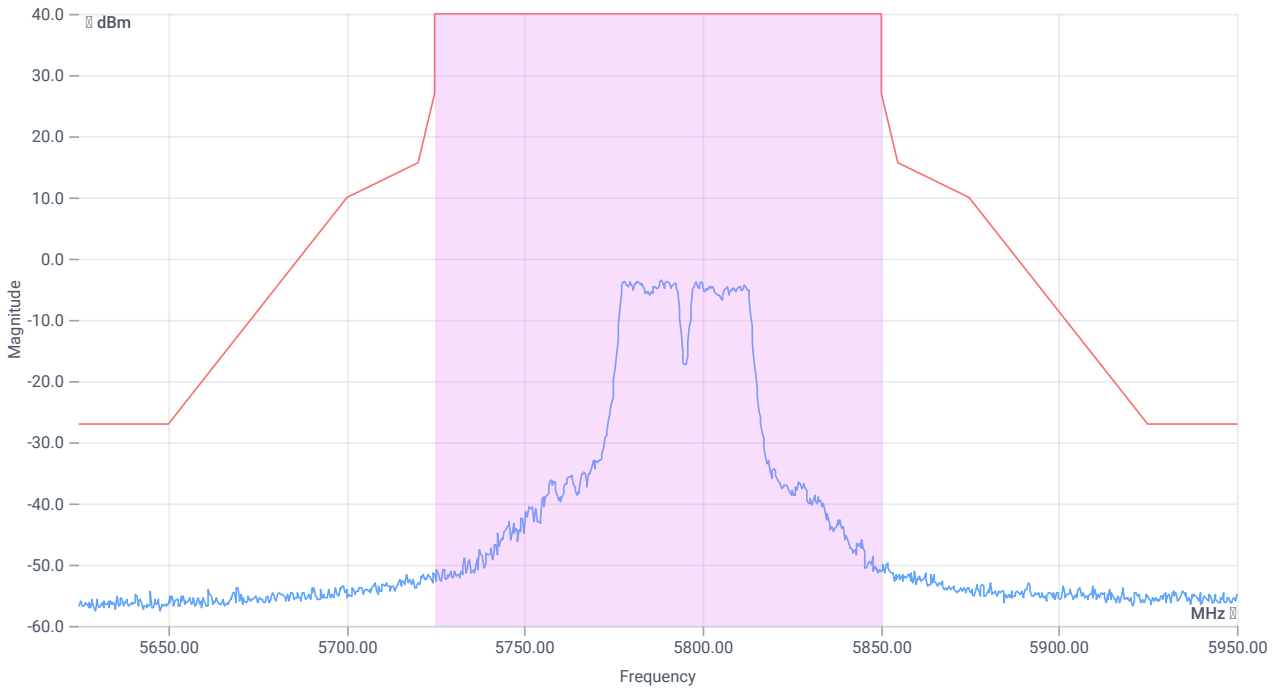

Emission Mask (e.i.r.p)

RESULT

DESCRIPTION	LOWER LIMIT	UPPER LIMIT	MEASURED	UNIT	VERDICT

Verdict
INCON

FCC 15.407, ISED RSS247 # Emission mask (cond) ~ WLAN5Gx n-HT40 mode U-NII-3

References

TC start	26.01.2024 18:14:39
Ambit temp [°C] | humidity [rel%]	26.7 | 33
System version	5.0.1.0
Standard | Version	FCC 15.407, ISED RSS247 | NI
Method	NI
Description	FCC 15.407 Emission mask - WLAN5Gx n-HT40 mode U-NII-3
Information	

EUT Common Settings WLAN5Gx

Number of antenna ports	1
User Interaction	No
Device class UNII_1	Client
Limit W52 japan	Standard

Equipment

Signal analyzer,Rohde&Schwarz,FSV-30,1321.3008K30/103170,3.60
Signaling unit,Rohde&Schwarz,CMW,1201.0002k75/102550,4.0.190
Switch matrix,cetecom advanced GmbH,USM,A001,1.0.0

Test Parameter

Technology to test	WLAN5Gx n-HT40 mode
EUT port	EUT1
Temperature	nom
Voltage	nom
Frequency low to test	False | Freq [MHz] 5755
Frequency mid to test	False | Freq [MHz] 0
Frequency high to test	True | Freq [MHz] 5795
Auto control enabled power supply | Climatic Box	No | No
Additional path loss [dB]	0.5
Full path type	EUT_SA_GEN_SIG
Full path name	EUT1.SIG1/EUT1.SA/EUT1.GEN1/EUT1.GEN2/
Switch bits	00010001:00010001:00000000:00000001

Test at TX 5795 MHz

RESULT: Reference power cond.

DESCRIPTION	LOWER LIMIT	UPPER LIMIT	MEASURED	UNIT	VERDICT
Ref. power 1MHz/1MHz cond.	---	---	-2.93	dBm	INFO
Ref. frequency	---	---	5782.410	MHz	INFO

Antenna gain

Considered antenna gain [dBi]:	0

READ SA SETTINGS:

RefLevel [dBm] | RefLevelOffset [dB] | InpAtt [dB]	0.07 | 10.37 | 5
Start [MHz] | Stop [MHz]	5625.000 | 5950.000
RBW [MHz] | VBW [MHz]	1.000000 | 3.000000
Detector | TraceMode	POS | MAXH
Sweep: time [ms] | count | points per Section | type	1 | 2500 | 1001 | SWE

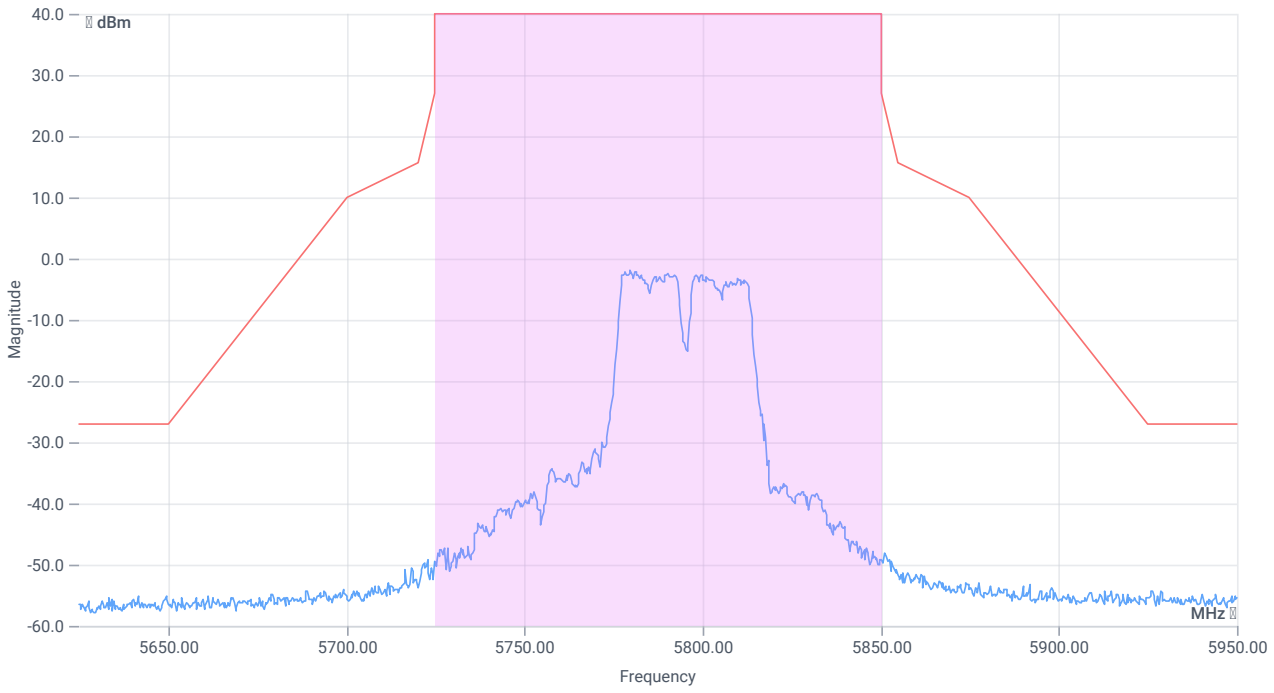

Emission Mask (e.i.r.p)

RESULT

DESCRIPTION	LOWER LIMIT	UPPER LIMIT	MEASURED	UNIT	VERDICT

Verdict
INCON

FCC 15.407, ISED RSS247 # Emission mask (cond) ~ WLAN5Gx n-HT40 mode U-NII-3

References

TC start	26.01.2024 18:03:08
Ambit temp [°C] | humidity [rel%]	26.8 | 33
System version	5.0.1.0
Standard | Version	FCC 15.407, ISED RSS247 | NI
Method	NI
Description	FCC 15.407 Emission mask - WLAN5Gx n-HT40 mode U-NII-3
Information	

EUT Common Settings WLAN5Gx

Number of antenna ports	1
User Interaction	No
Device class UNII_1	Client
Limit W52 japan	Standard

Equipment

Signal analyzer,Rohde&Schwarz,FSV-30,1321.3008K30/103170,3.60
Signaling unit,Rohde&Schwarz,CMW,1201.0002k75/102550,4.0.190
Switch matrix,cetecom advanced GmbH,USM,A001,1.0.0

Test Parameter

Technology to test	WLAN5Gx n-HT40 mode
EUT port	EUT2
Temperature	nom
Voltage	nom
Frequency low to test	True | Freq [MHz] 5755
Frequency mid to test	False | Freq [MHz] 0
Frequency high to test	False | Freq [MHz] 5795
Auto control enabled power supply | Climatic Box	No | No
Additional path loss [dB]	0.5
Full path type	EUT_SA_GEN_SIG
Full path name	EUT2.SIG1/EUT2.SA/EUT2.GEN1/EUT2.GEN2/
Switch bits	00100010:00010001:00000000:00000001

Test at TX 5755 MHz

RESULT: Reference power cond.

DESCRIPTION	LOWER LIMIT	UPPER LIMIT	MEASURED	UNIT	VERDICT
Ref. power 1MHz/1MHz cond.	---	---	-4.14	dBm	INFO
Ref. frequency	---	---	5759.400	MHz	INFO

Antenna gain

Considered antenna gain [dBi]:	0

READ SA SETTINGS:

RefLevel [dBm] | RefLevelOffset [dB] | InpAtt [dB]	-1.14 | 10.41 | 5
Start [MHz] | Stop [MHz]	5625.000 | 5950.000
RBW [MHz] | VBW [MHz]	1.000000 | 3.000000
Detector | TraceMode	POS | MAXH
Sweep: time [ms] | count | points per Section | type	1 | 2500 | 1001 | SWE

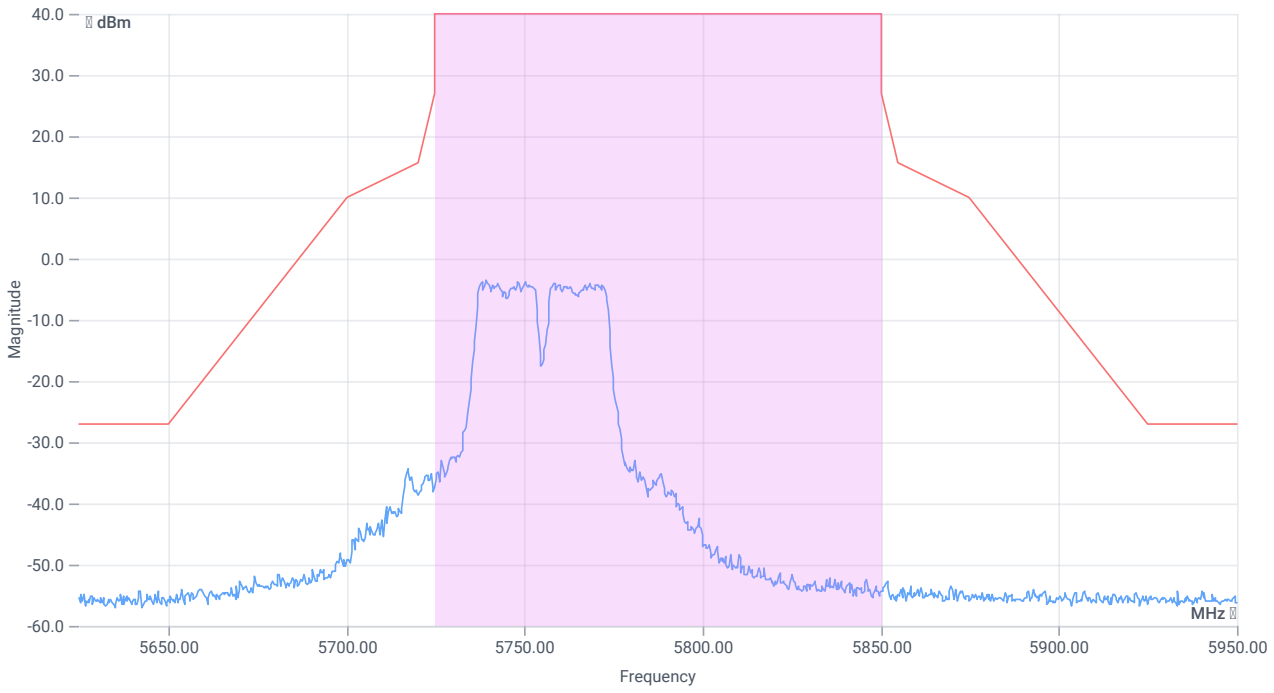

Emission Mask (e.i.r.p)

RESULT

DESCRIPTION	LOWER LIMIT	UPPER LIMIT	MEASURED	UNIT	VERDICT

Verdict
INCON

FCC 15.407, ISED RSS247 # Emission mask (cond) ~ WLAN5Gx n-HT40 mode U-NII-3

References

TC start	26.01.2024 17:56:10
Ambit temp [°C] | humidity [rel%]	26.8 | 35
System version	5.0.1.0
Standard | Version	FCC 15.407, ISED RSS247 | NI
Method	NI
Description	FCC 15.407 Emission mask - WLAN5Gx n-HT40 mode U-NII-3
Information	

EUT Common Settings WLAN5Gx

Number of antenna ports	1
User Interaction	No
Device class UNII_1	Client
Limit W52 japan	Standard

Equipment

Signal analyzer,Rohde&Schwarz,FSV-30,1321.3008K30/103170,3.60
Signaling unit,Rohde&Schwarz,CMW,1201.0002k75/102550,4.0.190
Switch matrix,cetecom advanced GmbH,USM,A001,1.0.0

Test Parameter

Technology to test	WLAN5Gx n-HT40 mode
EUT port	EUT1
Temperature	nom
Voltage	nom
Frequency low to test	True | Freq [MHz] 5755
Frequency mid to test	False | Freq [MHz] 0
Frequency high to test	False | Freq [MHz] 5795
Auto control enabled power supply | Climatic Box	No | No
Additional path loss [dB]	0.5
Full path type	EUT_SA_GEN_SIG
Full path name	EUT1.SIG1/EUT1.SA/EUT1.GEN1/EUT1.GEN2/
Switch bits	00010001:00010001:00000000:00000001

Test at TX 5755 MHz

RESULT: Reference power cond.

DESCRIPTION	LOWER LIMIT	UPPER LIMIT	MEASURED	UNIT	VERDICT
Ref. power 1MHz/1MHz cond.	---	---	-2.86	dBm	INFO
Ref. frequency	---	---	5750.000	MHz	INFO

Antenna gain

Considered antenna gain [dBi]:	0

READ SA SETTINGS:

RefLevel [dBm] | RefLevelOffset [dB] | InpAtt [dB]	0.14 | 10.39 | 5
Start [MHz] | Stop [MHz]	5625.000 | 5950.000
RBW [MHz] | VBW [MHz]	1.000000 | 3.000000
Detector | TraceMode	POS | MAXH
Sweep: time [ms] | count | points per Section | type	1 | 2500 | 1001 | SWE

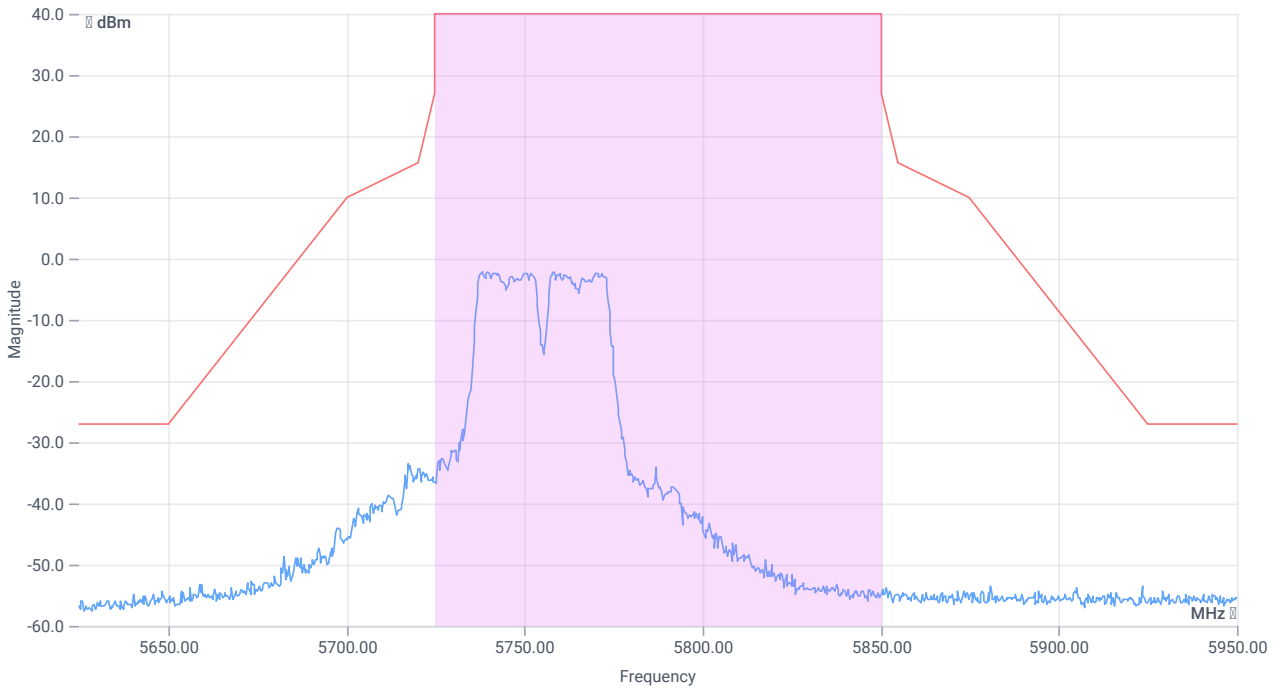

Emission Mask (e.i.r.p)

RESULT

DESCRIPTION	LOWER LIMIT	UPPER LIMIT	MEASURED	UNIT	VERDICT

Verdict
INCON

FCC 15.407, ISED RSS247 # Emission mask (cond) ~ WLAN5Gx n-HT20 mode U-NII-3

References

TC start	26.01.2024 17:24:46
Ambit temp [°C] | humidity [rel%]	26.8 | 36
System version	5.0.1.0
Standard | Version	FCC 15.407, ISED RSS247 | NI
Method	NI
Description	FCC 15.407 Emission mask - WLAN5Gx n-HT20 mode U-NII-3
Information	

EUT Common Settings WLAN5Gx

Number of antenna ports	1
User Interaction	No
Device class UNII_1	Client
Limit W52 japan	Standard

Equipment

Signal analyzer,Rohde&Schwarz,FSV-30,1321.3008K30/103170,3.60
Signaling unit,Rohde&Schwarz,CMW,1201.0002k75/102550,4.0.190
Switch matrix,cetecom advanced GmbH,USM,A001,1.0.0

Test Parameter

Technology to test	WLAN5Gx n-HT20 mode
EUT port	EUT2
Temperature	nom
Voltage	nom
Frequency low to test	False | Freq [MHz] 5745
Frequency mid to test	False | Freq [MHz] 5785
Frequency high to test	True | Freq [MHz] 5825
Auto control enabled power supply | Climatic Box	No | No
Additional path loss [dB]	0.5
Full path type	EUT_SA_GEN_SIG
Full path name	EUT2.SIG1/EUT2.SA/EUT2.GEN1/EUT2.GEN2/
Switch bits	00100010:00010001:00000000:00000001

Test at TX 5825 MHz

RESULT: Reference power cond.

DESCRIPTION	LOWER LIMIT	UPPER LIMIT	MEASURED	UNIT	VERDICT
Ref. power 1MHz/1MHz cond.	---	---	-0.87	dBm	INFO
Ref. frequency	---	---	5821.800	MHz	INFO

Antenna gain

Considered antenna gain [dBi]:	0

READ SA SETTINGS:

RefLevel [dBm] | RefLevelOffset [dB] | InpAtt [dB]	2.13 | 10.44 | 10
Start [MHz] | Stop [MHz]	5625.000 | 5950.000
RBW [MHz] | VBW [MHz]	1.000000 | 3.000000
Detector | TraceMode	POS | MAXH
Sweep: time [ms] | count | points per Section | type	1 | 2500 | 1001 | SWE

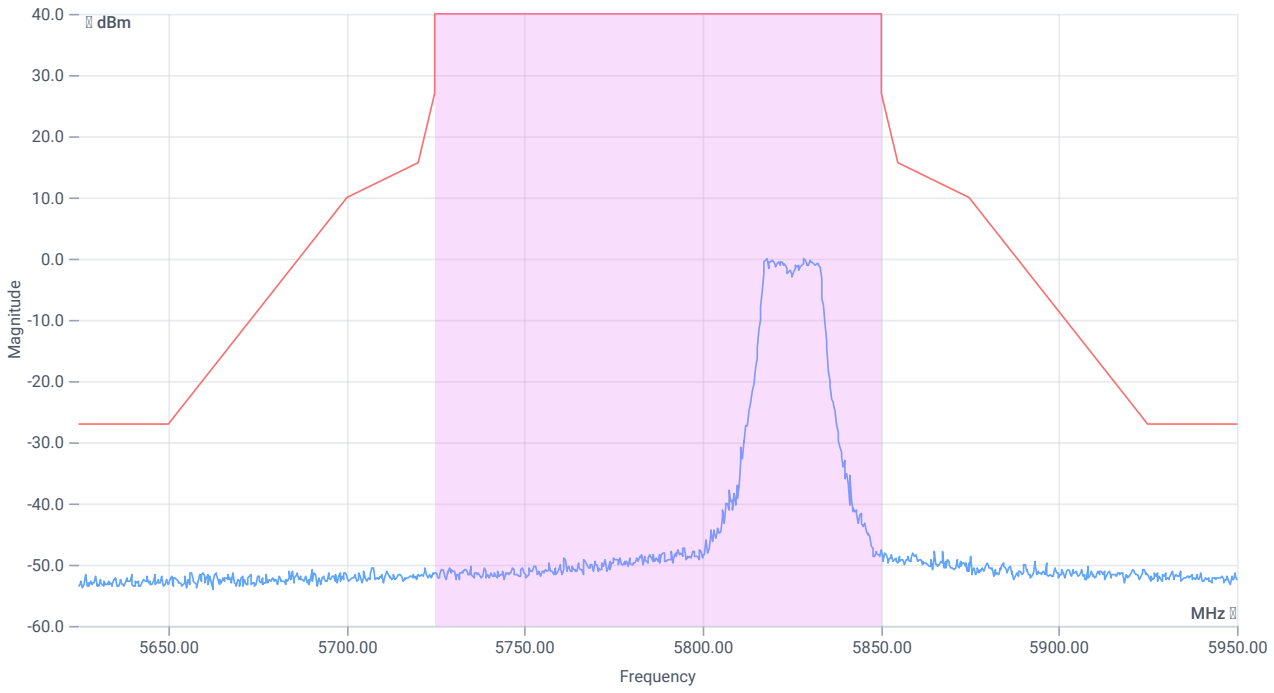

Emission Mask (e.i.r.p)

RESULT

DESCRIPTION	LOWER LIMIT	UPPER LIMIT	MEASURED	UNIT	VERDICT

Verdict
INCON

FCC 15.407, ISED RSS247 # Emission mask (cond) ~ WLAN5Gx n-HT20 mode U-NII-3

References

TC start	26.01.2024 17:17:28
Ambit temp [°C] | humidity [rel%]	26.9 | 36
System version	5.0.1.0
Standard | Version	FCC 15.407, ISED RSS247 | NI
Method	NI
Description	FCC 15.407 Emission mask - WLAN5Gx n-HT20 mode U-NII-3
Information	

EUT Common Settings WLAN5Gx

Number of antenna ports	1
User Interaction	No
Device class UNII_1	Client
Limit W52 japan	Standard

Equipment

Signal analyzer,Rohde&Schwarz,FSV-30,1321.3008K30/103170,3.60
Signaling unit,Rohde&Schwarz,CMW,1201.0002k75/102550,4.0.190
Switch matrix,cetecom advanced GmbH,USM,A001,1.0.0

Test Parameter

Technology to test	WLAN5Gx n-HT20 mode
EUT port	EUT1
Temperature	nom
Voltage	nom
Frequency low to test	False | Freq [MHz] 5745
Frequency mid to test	False | Freq [MHz] 5785
Frequency high to test	True | Freq [MHz] 5825
Auto control enabled power supply | Climatic Box	No | No
Additional path loss [dB]	0.5
Full path type	EUT_SA_GEN_SIG
Full path name	EUT1.SIG1/EUT1.SA/EUT1.GEN1/EUT1.GEN2/
Switch bits	00010001:00010001:00000000:00000001

Test at TX 5825 MHz

RESULT: Reference power cond.

DESCRIPTION	LOWER LIMIT	UPPER LIMIT	MEASURED	UNIT	VERDICT
Ref. power 1MHz/1MHz cond.	---	---	-0.25	dBm	INFO
Ref. frequency	---	---	5830.000	MHz	INFO

Antenna gain

Considered antenna gain [dBi]:	0

READ SA SETTINGS:

RefLevel [dBm] | RefLevelOffset [dB] | InpAtt [dB]	2.75 | 10.45 | 10
Start [MHz] | Stop [MHz]	5625.000 | 5950.000
RBW [MHz] | VBW [MHz]	1.000000 | 3.000000
Detector | TraceMode	POS | MAXH
Sweep: time [ms] | count | points per Section | type	1 | 2500 | 1001 | SWE

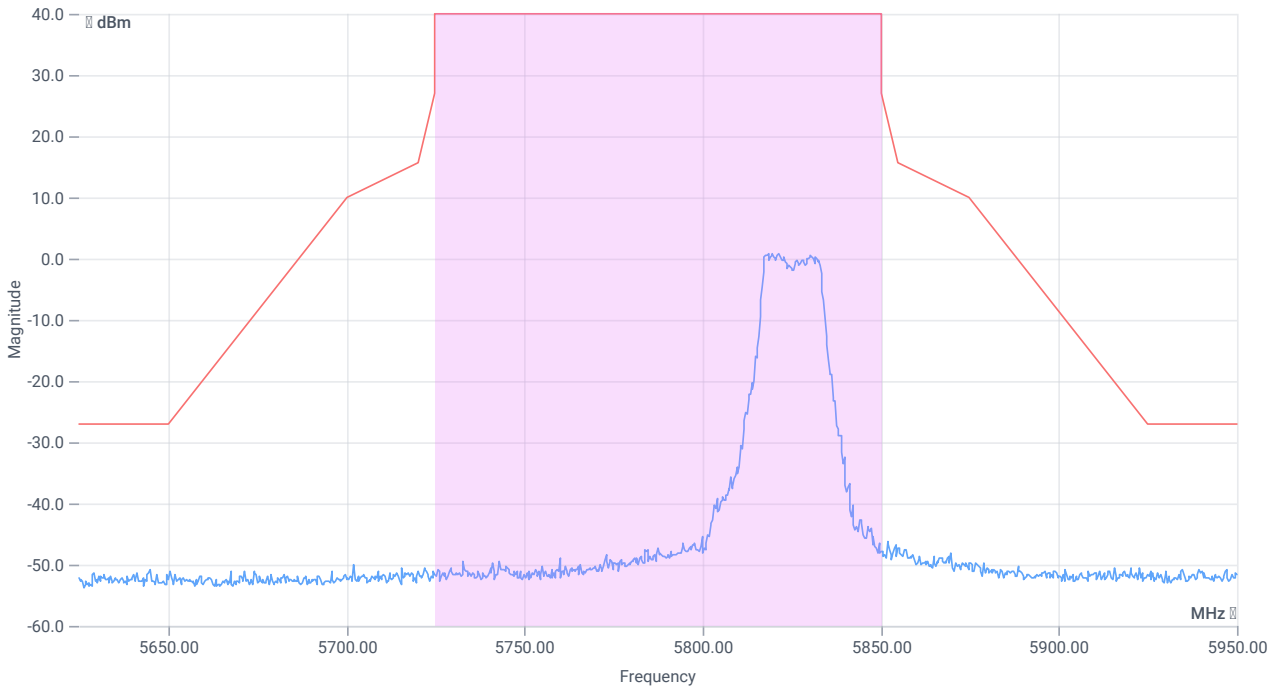

Emission Mask (e.i.r.p)

RESULT

DESCRIPTION	LOWER LIMIT	UPPER LIMIT	MEASURED	UNIT	VERDICT

Verdict
INCON

FCC 15.407, ISED RSS247 # Emission mask (cond) ~ WLAN5Gx n-HT20 mode U-NII-3

References

TC start	26.01.2024 17:08:21
Ambit temp [°C] | humidity [rel%]	26.8 | 36
System version	5.0.1.0
Standard | Version	FCC 15.407, ISED RSS247 | NI
Method	NI
Description	FCC 15.407 Emission mask - WLAN5Gx n-HT20 mode U-NII-3
Information	

EUT Common Settings WLAN5Gx

Number of antenna ports	1
User Interaction	No
Device class UNII_1	Client
Limit W52 japan	Standard

Equipment

Signal analyzer,Rohde&Schwarz,FSV-30,1321.3008K30/103170,3.60
Signaling unit,Rohde&Schwarz,CMW,1201.0002k75/102550,4.0.190
Switch matrix,cetecom advanced GmbH,USM,A001,1.0.0

Test Parameter

Technology to test	WLAN5Gx n-HT20 mode
EUT port	EUT2
Temperature	nom
Voltage	nom
Frequency low to test	False | Freq [MHz] 5745
Frequency mid to test	True | Freq [MHz] 5785
Frequency high to test	False | Freq [MHz] 5825
Auto control enabled power supply | Climatic Box	No | No
Additional path loss [dB]	0.5
Full path type	EUT_SA_GEN_SIG
Full path name	EUT2.SIG1/EUT2.SA/EUT2.GEN1/EUT2.GEN2/
Switch bits	00100010:00010001:00000000:00000001

Test at TX 5785 MHz

RESULT: Reference power cond.

DESCRIPTION	LOWER LIMIT	UPPER LIMIT	MEASURED	UNIT	VERDICT
Ref. power 1MHz/1MHz cond.	---	---	0.03	dBm	INFO
Ref. frequency	---	---	5790.190	MHz	INFO

Antenna gain

Considered antenna gain [dBi]:	0

READ SA SETTINGS:

RefLevel [dBm] | RefLevelOffset [dB] | InpAtt [dB]	3.03 | 10.41 | 10
Start [MHz] | Stop [MHz]	5625.000 | 5950.000
RBW [MHz] | VBW [MHz]	1.000000 | 3.000000
Detector | TraceMode	POS | MAXH
Sweep: time [ms] | count | points per Section | type	1 | 2500 | 1001 | SWE

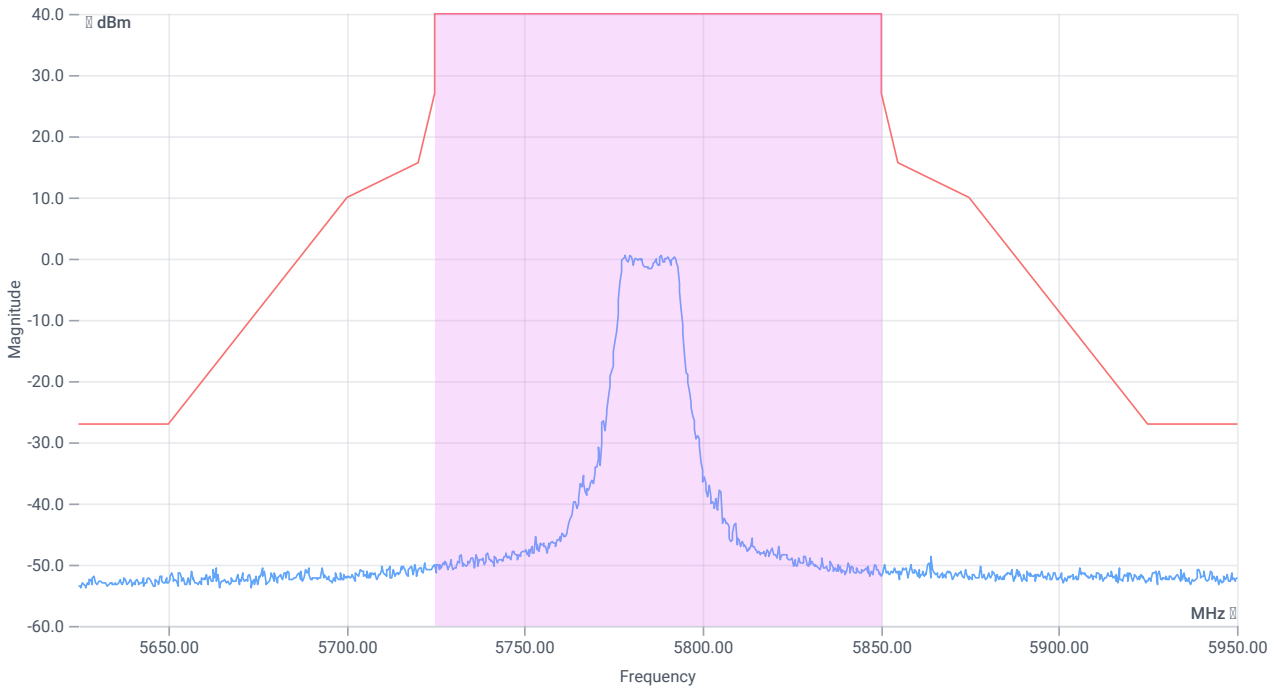

Emission Mask (e.i.r.p)

RESULT

DESCRIPTION	LOWER LIMIT	UPPER LIMIT	MEASURED	UNIT	VERDICT

Verdict
INCON

FCC 15.407, ISED RSS247 # Emission mask (cond) ~ WLAN5Gx n-HT20 mode U-NII-3

References

TC start	26.01.2024 17:00:58
Ambit temp [°C] | humidity [rel%]	26.8 | 36
System version	5.0.1.0
Standard | Version	FCC 15.407, ISED RSS247 | NI
Method	NI
Description	FCC 15.407 Emission mask - WLAN5Gx n-HT20 mode U-NII-3
Information	

EUT Common Settings WLAN5Gx

Number of antenna ports	1
User Interaction	No
Device class UNII_1	Client
Limit W52 japan	Standard

Equipment

Signal analyzer,Rohde&Schwarz,FSV-30,1321.3008K30/103170,3.60
Signaling unit,Rohde&Schwarz,CMW,1201.0002k75/102550,4.0.190
Switch matrix,cetecom advanced GmbH,USM,A001,1.0.0

Test Parameter

Technology to test	WLAN5Gx n-HT20 mode
EUT port	EUT1
Temperature	nom
Voltage	nom
Frequency low to test	False | Freq [MHz] 5745
Frequency mid to test	True | Freq [MHz] 5785
Frequency high to test	False | Freq [MHz] 5825
Auto control enabled power supply | Climatic Box	No | No
Additional path loss [dB]	0.5
Full path type	EUT_SA_GEN_SIG
Full path name	EUT1.SIG1/EUT1.SA/EUT1.GEN1/EUT1.GEN2/
Switch bits	00010001:00010001:00000000:00000001

Test at TX 5785 MHz

RESULT: Reference power cond.

DESCRIPTION	LOWER LIMIT	UPPER LIMIT	MEASURED	UNIT	VERDICT
Ref. power 1MHz/1MHz cond.	---	---	1.31	dBm	INFO
Ref. frequency	---	---	5786.400	MHz	INFO

Antenna gain

Considered antenna gain [dBi]:	0

READ SA SETTINGS:

RefLevel [dBm] | RefLevelOffset [dB] | InpAtt [dB]	4.31 | 10.38 | 10
Start [MHz] | Stop [MHz]	5625.000 | 5950.000
RBW [MHz] | VBW [MHz]	1.000000 | 3.000000
Detector | TraceMode	POS | MAXH
Sweep: time [ms] | count | points per Section | type	1 | 2500 | 1001 | SWE

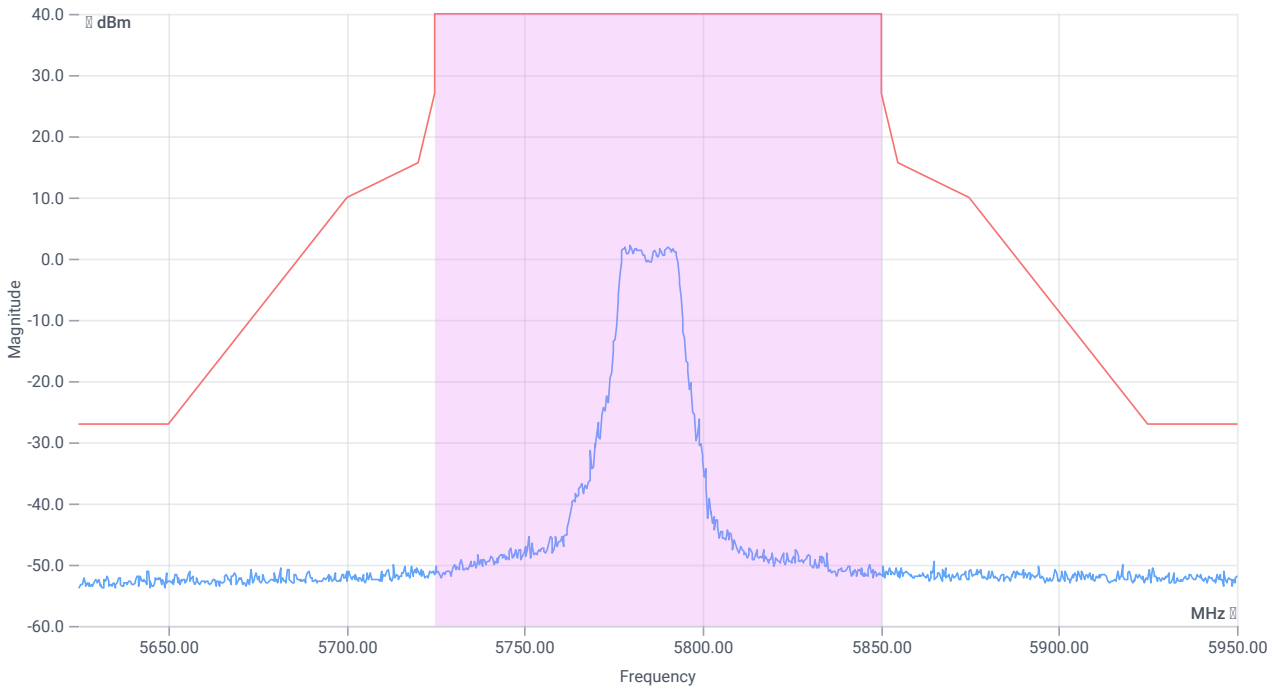

Emission Mask (e.i.r.p)

RESULT

DESCRIPTION	LOWER LIMIT	UPPER LIMIT	MEASURED	UNIT	VERDICT

Verdict
INCON

FCC 15.407, ISED RSS247 # Emission mask (cond) ~ WLAN5Gx n-HT20 mode U-NII-3

References

TC start	26.01.2024 16:52:10
Ambit temp [°C] | humidity [rel%]	26.8 | 36
System version	5.0.1.0
Standard | Version	FCC 15.407, ISED RSS247 | NI
Method	NI
Description	FCC 15.407 Emission mask - WLAN5Gx n-HT20 mode U-NII-3
Information	

EUT Common Settings WLAN5Gx

Number of antenna ports	1
User Interaction	No
Device class UNII_1	Client
Limit W52 japan	Standard

Equipment

Signal analyzer,Rohde&Schwarz,FSV-30,1321.3008K30/103170,3.60
Signaling unit,Rohde&Schwarz,CMW,1201.0002k75/102550,4.0.190
Switch matrix,cetecom advanced GmbH,USM,A001,1.0.0

Test Parameter

Technology to test	WLAN5Gx n-HT20 mode
EUT port	EUT2
Temperature	nom
Voltage	nom
Frequency low to test	True | Freq [MHz] 5745
Frequency mid to test	False | Freq [MHz] 5785
Frequency high to test	False | Freq [MHz] 5825
Auto control enabled power supply | Climatic Box	No | No
Additional path loss [dB]	0.5
Full path type	EUT_SA_GEN_SIG
Full path name	EUT2.SIG1/EUT2.SA/EUT2.GEN1/EUT2.GEN2/
Switch bits	00100010:00010001:00000000:00000001

Test at TX 5745 MHz

RESULT: Reference power cond.

DESCRIPTION	LOWER LIMIT	UPPER LIMIT	MEASURED	UNIT	VERDICT
Ref. power 1MHz/1MHz cond.	---	---	-0.22	dBm	INFO
Ref. frequency	---	---	5746.800	MHz	INFO

Antenna gain

Considered antenna gain [dBi]:	0

READ SA SETTINGS:

RefLevel [dBm] | RefLevelOffset [dB] | InpAtt [dB]	2.78 | 10.38 | 10
Start [MHz] | Stop [MHz]	5625.000 | 5950.000
RBW [MHz] | VBW [MHz]	1.000000 | 3.000000
Detector | TraceMode	POS | MAXH
Sweep: time [ms] | count | points per Section | type	1 | 2500 | 1001 | SWE

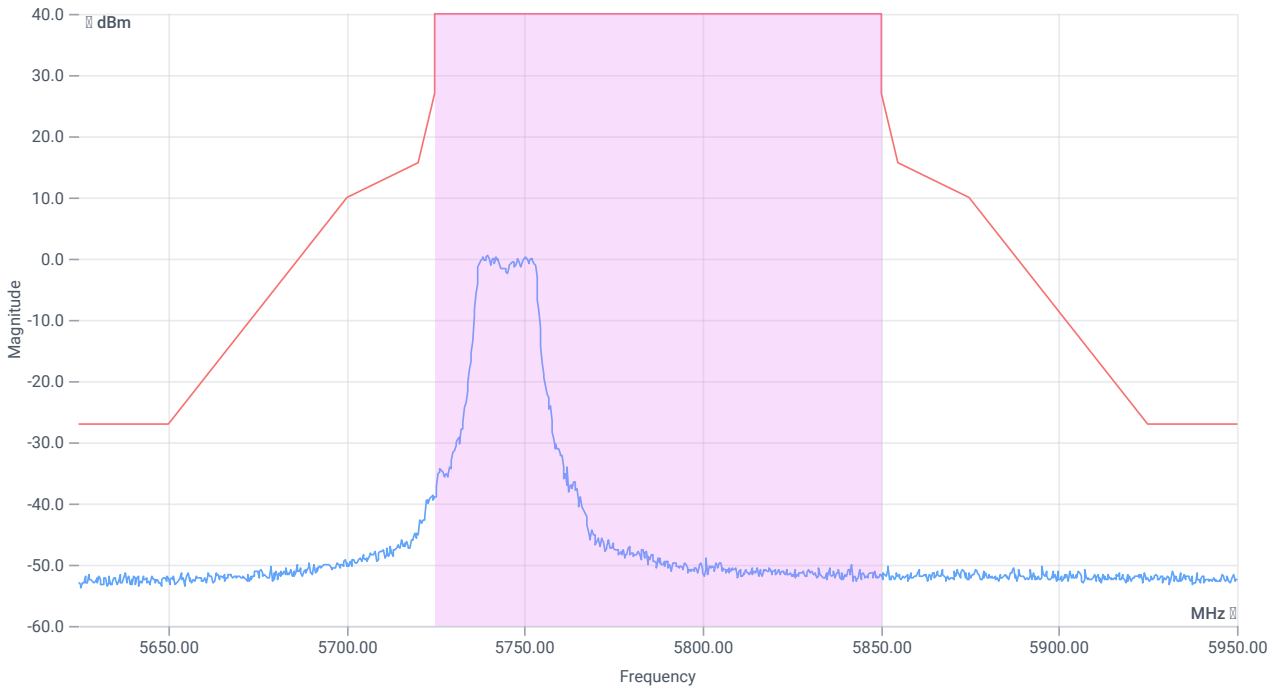

Emission Mask (e.i.r.p)

RESULT

DESCRIPTION	LOWER LIMIT	UPPER LIMIT	MEASURED	UNIT	VERDICT

Verdict
INCON

FCC 15.407, ISED RSS247 # Emission mask (cond) ~ WLAN5Gx n-HT20 mode U-NII-3

References

TC start	26.01.2024 16:44:51
Ambit temp [°C] | humidity [rel%]	26.8 | 36
System version	5.0.1.0
Standard | Version	FCC 15.407, ISED RSS247 | NI
Method	NI
Description	FCC 15.407 Emission mask - WLAN5Gx n-HT20 mode U-NII-3
Information	

EUT Common Settings WLAN5Gx

Number of antenna ports	1
User Interaction	No
Device class UNII_1	Client
Limit W52 japan	Standard

Equipment

Signal analyzer,Rohde&Schwarz,FSV-30,1321.3008K30/103170,3.60
Signaling unit,Rohde&Schwarz,CMW,1201.0002k75/102550,4.0.190
Switch matrix,cetecom advanced GmbH,USM,A001,1.0.0

Test Parameter

Technology to test	WLAN5Gx n-HT20 mode
EUT port	EUT1
Temperature	nom
Voltage	nom
Frequency low to test	True | Freq [MHz] 5745
Frequency mid to test	False | Freq [MHz] 5785
Frequency high to test	False | Freq [MHz] 5825
Auto control enabled power supply | Climatic Box	No | No
Additional path loss [dB]	0.5
Full path type	EUT_SA_GEN_SIG
Full path name	EUT1.SIG1/EUT1.SA/EUT1.GEN1/EUT1.GEN2/
Switch bits	00010001:00010001:00000000:00000001

Test at TX 5745 MHz

RESULT: Reference power cond.

DESCRIPTION	LOWER LIMIT	UPPER LIMIT	MEASURED	UNIT	VERDICT
Ref. power 1MHz/1MHz cond.	---	---	1.64	dBm	INFO
Ref. frequency	---	---	5741.800	MHz	INFO

Antenna gain

Considered antenna gain [dBi]:	0

READ SA SETTINGS:

RefLevel [dBm] | RefLevelOffset [dB] | InpAtt [dB]	4.64 | 10.36 | 10
Start [MHz] | Stop [MHz]	5625.000 | 5950.000
RBW [MHz] | VBW [MHz]	1.000000 | 3.000000
Detector | TraceMode	POS | MAXH
Sweep: time [ms] | count | points per Section | type	1 | 2500 | 1001 | SWE

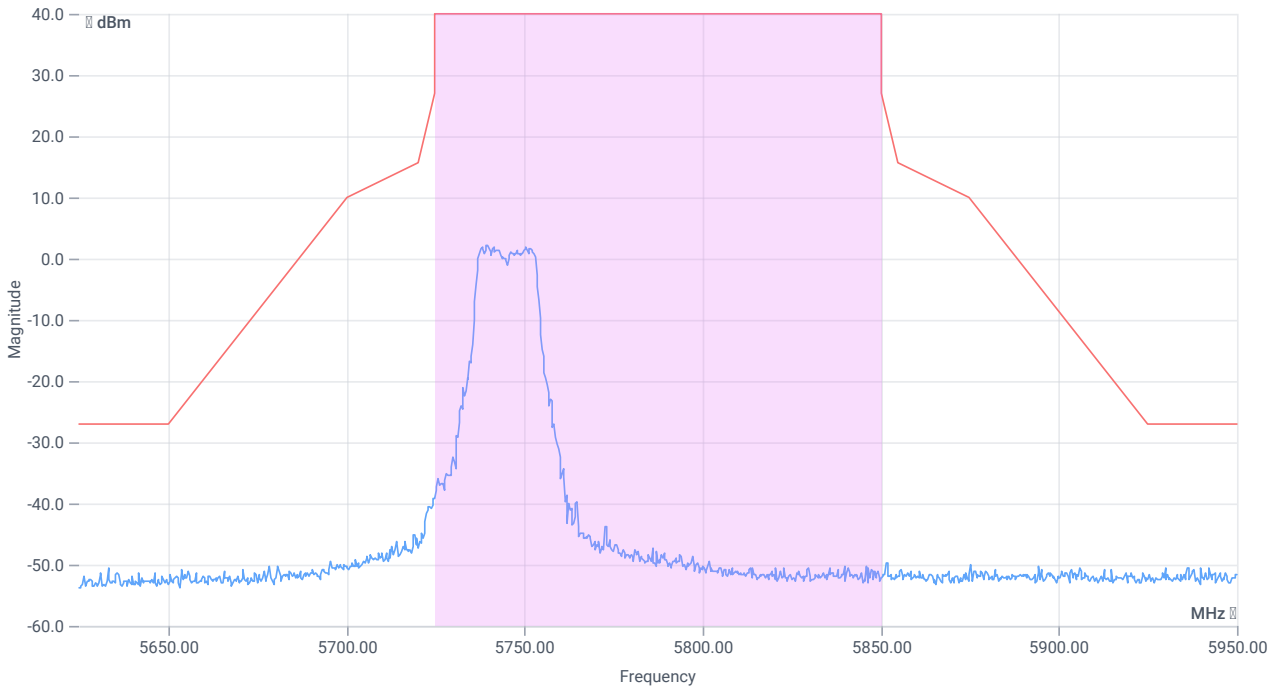

Emission Mask (e.i.r.p)

RESULT

DESCRIPTION	LOWER LIMIT	UPPER LIMIT	MEASURED	UNIT	VERDICT

Verdict
INCON

FCC 15.407, ISED RSS247 # Emission mask (cond) ~ WLAN5Gx a mode U-NII-3

References

TC start	26.01.2024 15:51:00
Ambit temp [°C] | humidity [rel%]	26.8 | 36
System version	5.0.1.0
Standard | Version	FCC 15.407, ISED RSS247 | NI
Method	NI
Description	FCC 15.407 Emission mask - WLAN5Gx a mode U-NII-3
Information	

EUT Common Settings WLAN5Gx

Number of antenna ports	1
User Interaction	No
Device class UNII_1	Client
Limit W52 japan	Standard

Equipment

Signal analyzer,Rohde&Schwarz,FSV-30,1321.3008K30/103170,3.60
Signaling unit,Rohde&Schwarz,CMW,1201.0002k75/102550,4.0.190
Switch matrix,cetecom advanced GmbH,USM,A001,1.0.0

Test Parameter

Technology to test	WLAN5Gx a mode
EUT port	EUT2
Temperature	nom
Voltage	nom
Frequency low to test	False | Freq [MHz] 5745
Frequency mid to test	False | Freq [MHz] 5785
Frequency high to test	True | Freq [MHz] 5825
Auto control enabled power supply | Climatic Box	No | No
Additional path loss [dB]	0.5
Full path type	EUT_SA_GEN_SIG
Full path name	EUT2.SIG1/EUT2.SA/EUT2.GEN1/EUT2.GEN2/
Switch bits	00100010:00010001:00000000:00000001

Test at TX 5825 MHz

RESULT: Reference power cond.

DESCRIPTION	LOWER LIMIT	UPPER LIMIT	MEASURED	UNIT	VERDICT
Ref. power 1MHz/1MHz cond.	---	---	0.24	dBm	INFO
Ref. frequency	---	---	5826.400	MHz	INFO

Antenna gain

Considered antenna gain [dBi]:	0

READ SA SETTINGS:

RefLevel [dBm] | RefLevelOffset [dB] | InpAtt [dB]	3.24 | 10.44 | 10
Start [MHz] | Stop [MHz]	5625.000 | 5950.000
RBW [MHz] | VBW [MHz]	1.000000 | 3.000000
Detector | TraceMode	POS | MAXH
Sweep: time [ms] | count | points per Section | type	1 | 2500 | 1001 | SWE

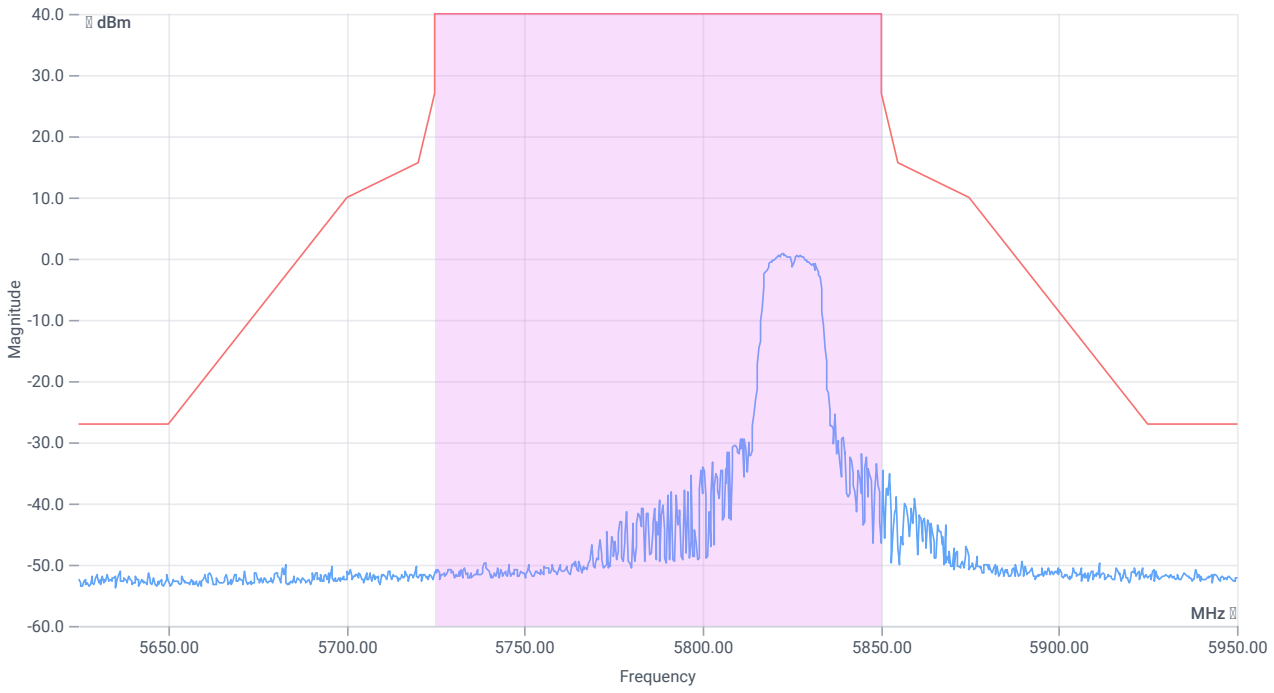

Emission Mask (e.i.r.p)

RESULT

DESCRIPTION	LOWER LIMIT	UPPER LIMIT	MEASURED	UNIT	VERDICT

Verdict
INCON

FCC 15.407, ISED RSS247 # Emission mask (cond) ~ WLAN5Gx a mode U-NII-3

References

TC start	26.01.2024 15:43:43
Ambit temp [°C] | humidity [rel%]	26.7 | 36
System version	5.0.1.0
Standard | Version	FCC 15.407, ISED RSS247 | NI
Method	NI
Description	FCC 15.407 Emission mask - WLAN5Gx a mode U-NII-3
Information	

EUT Common Settings WLAN5Gx

Number of antenna ports	1
User Interaction	No
Device class UNII_1	Client
Limit W52 japan	Standard

Equipment

Signal analyzer,Rohde&Schwarz,FSV-30,1321.3008K30/103170,3.60
Signaling unit,Rohde&Schwarz,CMW,1201.0002k75/102550,4.0.190
Switch matrix,cetecom advanced GmbH,USM,A001,1.0.0

Test Parameter

Technology to test	WLAN5Gx a mode
EUT port	EUT1
Temperature	nom
Voltage	nom
Frequency low to test	False | Freq [MHz] 5745
Frequency mid to test	False | Freq [MHz] 5785
Frequency high to test	True | Freq [MHz] 5825
Auto control enabled power supply | Climatic Box	No | No
Additional path loss [dB]	0.5
Full path type	EUT_SA_GEN_SIG
Full path name	EUT1.SIG1/EUT1.SA/EUT1.GEN1/EUT1.GEN2/
Switch bits	00010001:00010001:00000000:00000001

Test at TX 5825 MHz

RESULT: Reference power cond.

DESCRIPTION	LOWER LIMIT	UPPER LIMIT	MEASURED	UNIT	VERDICT
Ref. power 1MHz/1MHz cond.	---	---	1.26	dBm	INFO
Ref. frequency	---	---	5822.200	MHz	INFO

Antenna gain

Considered antenna gain [dBi]:	0

READ SA SETTINGS:

RefLevel [dBm] | RefLevelOffset [dB] | InpAtt [dB]	4.26 | 10.45 | 10
Start [MHz] | Stop [MHz]	5625.000 | 5950.000
RBW [MHz] | VBW [MHz]	1.000000 | 3.000000
Detector | TraceMode	POS | MAXH
Sweep: time [ms] | count | points per Section | type	1 | 2500 | 1001 | SWE

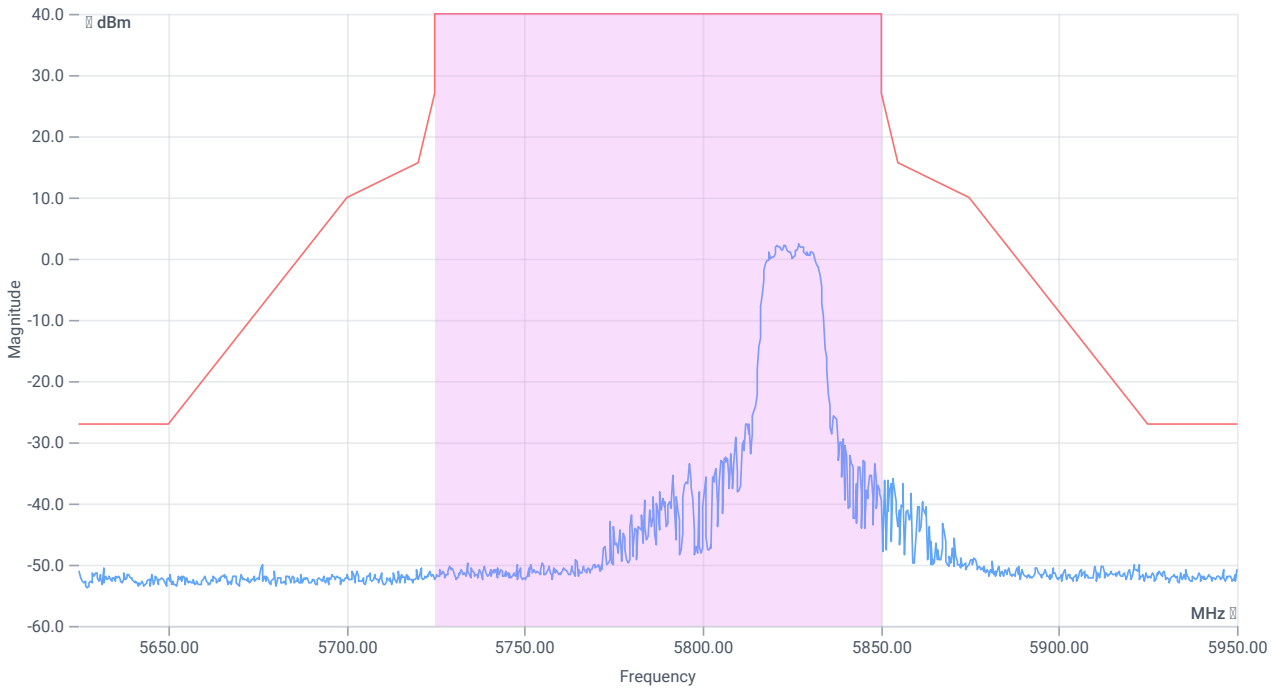

Emission Mask (e.i.r.p)

RESULT

DESCRIPTION	LOWER LIMIT	UPPER LIMIT	MEASURED	UNIT	VERDICT

Verdict
INCON

FCC 15.407, ISED RSS247 # Emission mask (cond) ~ WLAN5Gx a mode U-NII-3

References

TC start	26.01.2024 15:35:17
Ambit temp [°C] | humidity [rel%]	26.7 | 36
System version	5.0.1.0
Standard | Version	FCC 15.407, ISED RSS247 | NI
Method	NI
Description	FCC 15.407 Emission mask - WLAN5Gx a mode U-NII-3
Information	

EUT Common Settings WLAN5Gx

Number of antenna ports	1
User Interaction	No
Device class UNII_1	Client
Limit W52 japan	Standard

Equipment

Signal analyzer,Rohde&Schwarz,FSV-30,1321.3008K30/103170,3.60
Signaling unit,Rohde&Schwarz,CMW,1201.0002k75/102550,4.0.190
Switch matrix,cetecom advanced GmbH,USM,A001,1.0.0

Test Parameter

Technology to test	WLAN5Gx a mode
EUT port	EUT2
Temperature	nom
Voltage	nom
Frequency low to test	False | Freq [MHz] 5745
Frequency mid to test	True | Freq [MHz] 5785
Frequency high to test	False | Freq [MHz] 5825
Auto control enabled power supply | Climatic Box	No | No
Additional path loss [dB]	0.5
Full path type	EUT_SA_GEN_SIG
Full path name	EUT2.SIG1/EUT2.SA/EUT2.GEN1/EUT2.GEN2/
Switch bits	00100010:00010001:00000000:00000001

Test at TX 5785 MHz

RESULT: Reference power cond.

DESCRIPTION	LOWER LIMIT	UPPER LIMIT	MEASURED	UNIT	VERDICT
Ref. power 1MHz/1MHz cond.	---	---	1.17	dBm	INFO
Ref. frequency	---	---	5788.000	MHz	INFO

Antenna gain

Considered antenna gain [dBi]:	0

READ SA SETTINGS:

RefLevel [dBm] | RefLevelOffset [dB] | InpAtt [dB]	4.17 | 10.41 | 10
Start [MHz] | Stop [MHz]	5625.000 | 5950.000
RBW [MHz] | VBW [MHz]	1.000000 | 3.000000
Detector | TraceMode	POS | MAXH
Sweep: time [ms] | count | points per Section | type	1 | 2500 | 1001 | SWE

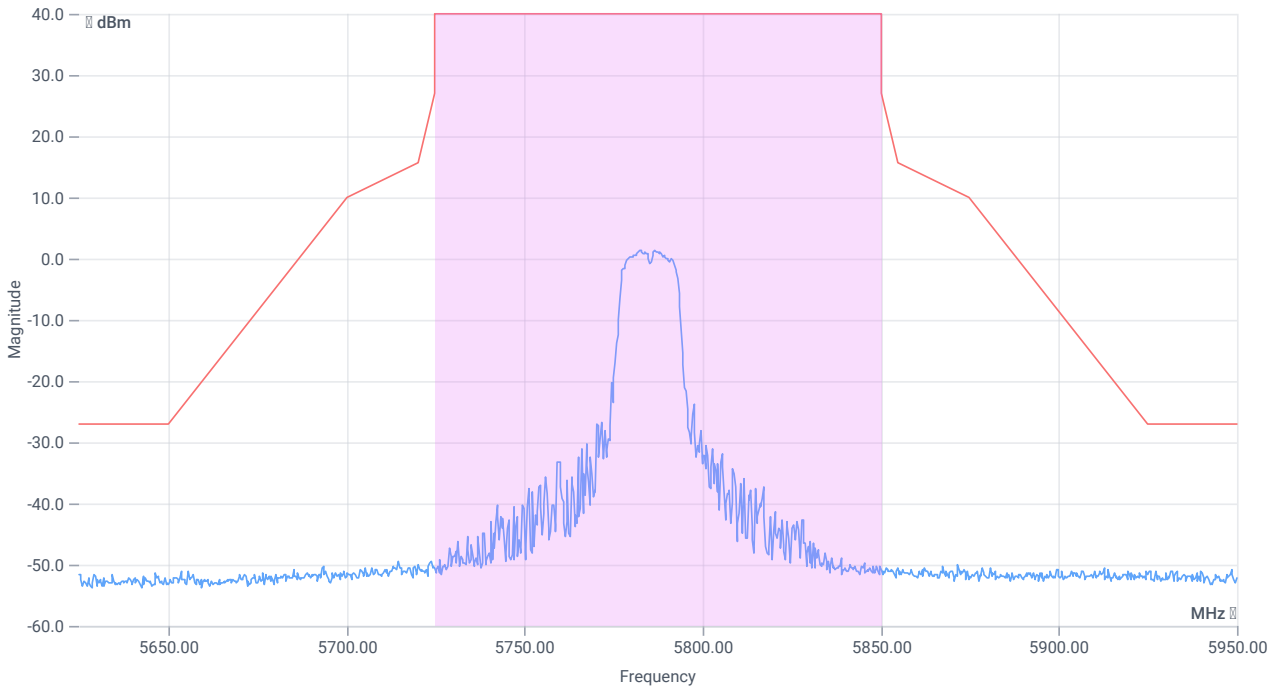

Emission Mask (e.i.r.p)

RESULT

DESCRIPTION	LOWER LIMIT	UPPER LIMIT	MEASURED	UNIT	VERDICT

Verdict
INCON

FCC 15.407, ISED RSS247 # Emission mask (cond) ~ WLAN5Gx a mode U-NII-3

References

TC start	26.01.2024 15:27:55
Ambit temp [°C] | humidity [rel%]	26.7 | 36
System version	5.0.1.0
Standard | Version	FCC 15.407, ISED RSS247 | NI
Method	NI
Description	FCC 15.407 Emission mask - WLAN5Gx a mode U-NII-3
Information	

EUT Common Settings WLAN5Gx

Number of antenna ports	1
User Interaction	No
Device class UNII_1	Client
Limit W52 japan	Standard

Equipment

Signal analyzer,Rohde&Schwarz,FSV-30,1321.3008K30/103170,3.60
Signaling unit,Rohde&Schwarz,CMW,1201.0002k75/102550,4.0.190
Switch matrix,cetecom advanced GmbH,USM,A001,1.0.0

Test Parameter

Technology to test	WLAN5Gx a mode
EUT port	EUT1
Temperature	nom
Voltage	nom
Frequency low to test	False | Freq [MHz] 5745
Frequency mid to test	True | Freq [MHz] 5785
Frequency high to test	False | Freq [MHz] 5825
Auto control enabled power supply | Climatic Box	No | No
Additional path loss [dB]	0.5
Full path type	EUT_SA_GEN_SIG
Full path name	EUT1.SIG1/EUT1.SA/EUT1.GEN1/EUT1.GEN2/
Switch bits	00010001:00010001:00000000:00000001

Test at TX 5785 MHz

RESULT: Reference power cond.

DESCRIPTION	LOWER LIMIT	UPPER LIMIT	MEASURED	UNIT	VERDICT
Ref. power 1MHz/1MHz cond.	---	---	2.16	dBm	INFO
Ref. frequency	---	---	5780.800	MHz	INFO

Antenna gain

Considered antenna gain [dBi]:	0

READ SA SETTINGS:

RefLevel [dBm] | RefLevelOffset [dB] | InpAtt [dB]	5.16 | 10.38 | 10
Start [MHz] | Stop [MHz]	5625.000 | 5950.000
RBW [MHz] | VBW [MHz]	1.000000 | 3.000000
Detector | TraceMode	POS | MAXH
Sweep: time [ms] | count | points per Section | type	1 | 2500 | 1001 | SWE

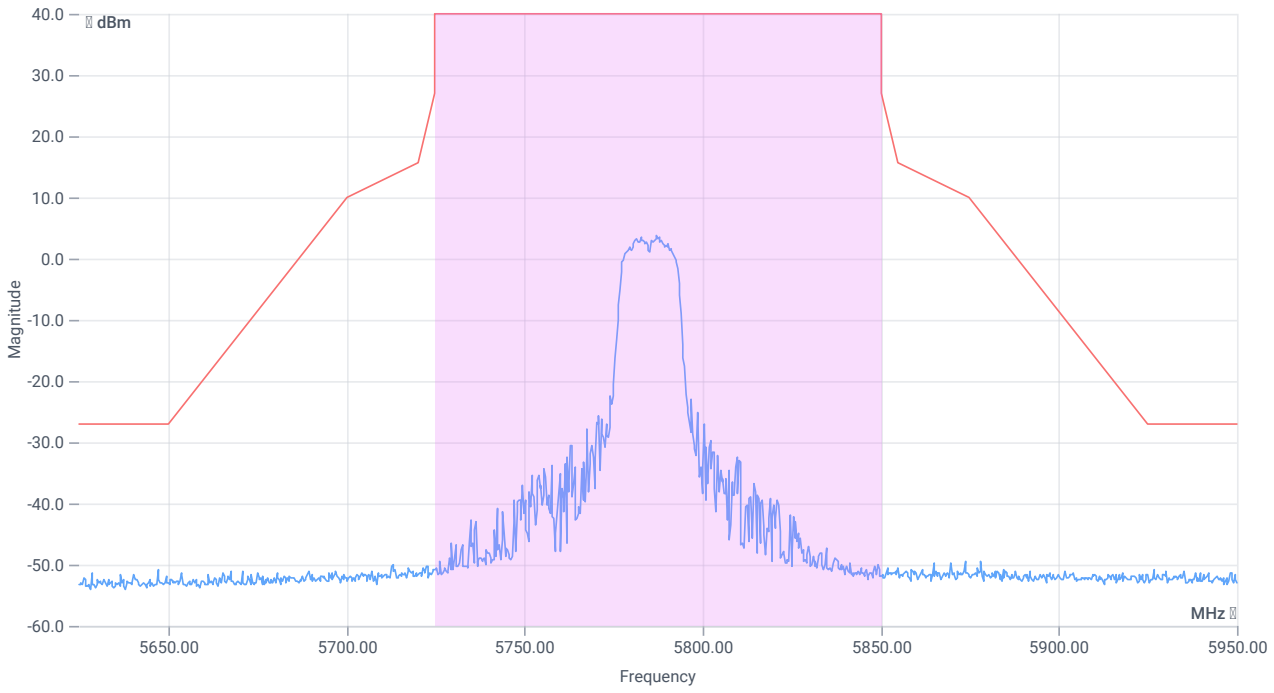

Emission Mask (e.i.r.p)

RESULT

DESCRIPTION	LOWER LIMIT	UPPER LIMIT	MEASURED	UNIT	VERDICT

Verdict
INCON

FCC 15.407, ISED RSS247 # Emission mask (cond) ~ WLAN5Gx a mode U-NII-3

References

TC start	26.01.2024 15:19:25
Ambit temp [°C] | humidity [rel%]	26.6 | 36
System version	5.0.1.0
Standard | Version	FCC 15.407, ISED RSS247 | NI
Method	NI
Description	FCC 15.407 Emission mask - WLAN5Gx a mode U-NII-3
Information	

EUT Common Settings WLAN5Gx

Number of antenna ports	1
User Interaction	No
Device class UNII_1	Client
Limit W52 japan	Standard

Equipment

Signal analyzer,Rohde&Schwarz,FSV-30,1321.3008K30/103170,3.60
Signaling unit,Rohde&Schwarz,CMW,1201.0002k75/102550,4.0.190
Switch matrix,cetecom advanced GmbH,USM,A001,1.0.0

Test Parameter

Technology to test	WLAN5Gx a mode
EUT port	EUT2
Temperature	nom
Voltage	nom
Frequency low to test	True | Freq [MHz] 5745
Frequency mid to test	False | Freq [MHz] 5785
Frequency high to test	False | Freq [MHz] 5825
Auto control enabled power supply | Climatic Box	No | No
Additional path loss [dB]	0.5
Full path type	EUT_SA_GEN_SIG
Full path name	EUT2.SIG1/EUT2.SA/EUT2.GEN1/EUT2.GEN2/
Switch bits	00100010:00010001:00000000:00000001

Test at TX 5745 MHz

RESULT: Reference power cond.

DESCRIPTION	LOWER LIMIT	UPPER LIMIT	MEASURED	UNIT	VERDICT
Ref. power 1MHz/1MHz cond.	---	---	2.48	dBm	INFO
Ref. frequency	---	---	5747.600	MHz	INFO

Antenna gain

Considered antenna gain [dBi]:	0

READ SA SETTINGS:

RefLevel [dBm] | RefLevelOffset [dB] | InpAtt [dB]	5.48 | 10.38 | 15
Start [MHz] | Stop [MHz]	5625.000 | 5950.000
RBW [MHz] | VBW [MHz]	1.000000 | 3.000000
Detector | TraceMode	POS | MAXH
Sweep: time [ms] | count | points per Section | type	1 | 2500 | 1001 | SWE

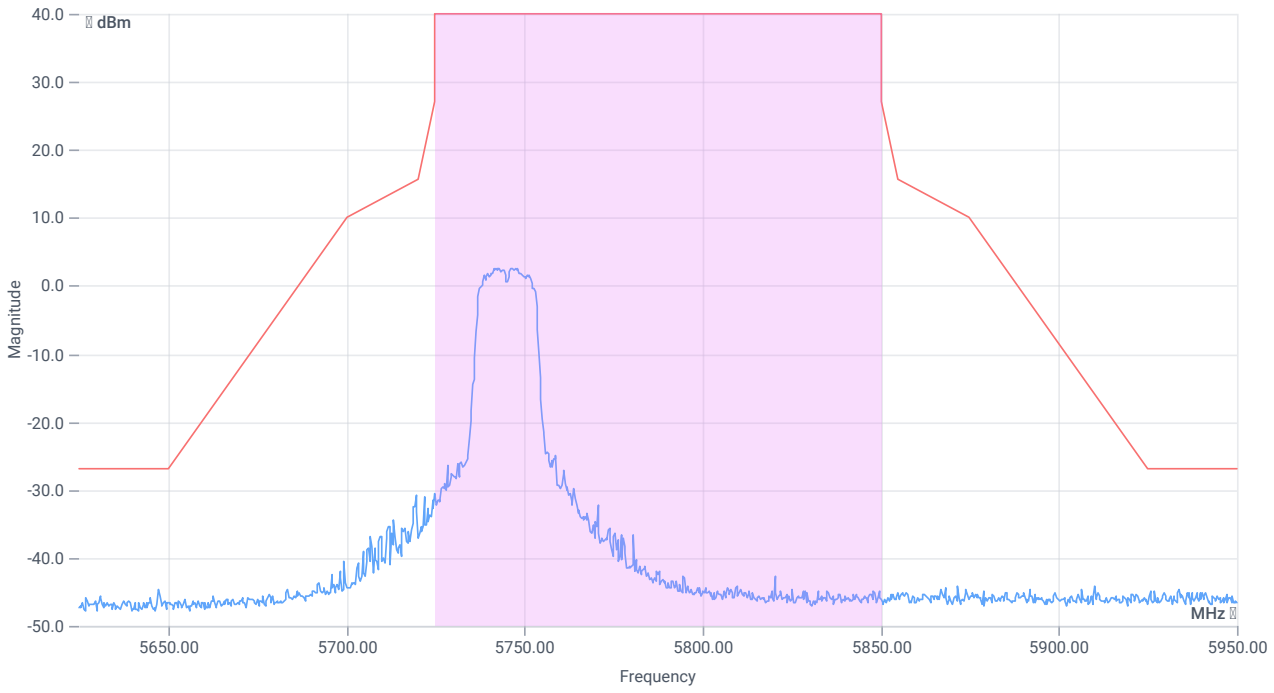

Emission Mask (e.i.r.p)

RESULT

DESCRIPTION	LOWER LIMIT	UPPER LIMIT	MEASURED	UNIT	VERDICT

Verdict
INCON

FCC 15.407, ISED RSS247 # Emission mask (cond) ~ WLAN5Gx a mode U-NII-3

References

TC start	26.01.2024 15:12:08
Ambit temp [°C] | humidity [rel%]	26.6 | 37
System version	5.0.1.0
Standard | Version	FCC 15.407, ISED RSS247 | NI
Method	NI
Description	FCC 15.407 Emission mask - WLAN5Gx a mode U-NII-3
Information	

EUT Common Settings WLAN5Gx

Number of antenna ports	1
User Interaction	No
Device class UNII_1	Client
Limit W52 japan	Standard

Equipment

Signal analyzer,Rohde&Schwarz,FSV-30,1321.3008K30/103170,3.60
Signaling unit,Rohde&Schwarz,CMW,1201.0002k75/102550,4.0.190
Switch matrix,cetecom advanced GmbH,USM,A001,1.0.0

Test Parameter

Technology to test	WLAN5Gx a mode
EUT port	EUT1
Temperature	nom
Voltage	nom
Frequency low to test	True | Freq [MHz] 5745
Frequency mid to test	False | Freq [MHz] 5785
Frequency high to test	False | Freq [MHz] 5825
Auto control enabled power supply | Climatic Box	No | No
Additional path loss [dB]	0.5
Full path type	EUT_SA_GEN_SIG
Full path name	EUT1.SIG1/EUT1.SA/EUT1.GEN1/EUT1.GEN2/
Switch bits	00010001:00010001:00000000:00000001

Test at TX 5745 MHz

RESULT: Reference power cond.

DESCRIPTION	LOWER LIMIT	UPPER LIMIT	MEASURED	UNIT	VERDICT
Ref. power 1MHz/1MHz cond.	---	---	2.66	dBm	INFO
Ref. frequency	---	---	5746.400	MHz	INFO

Antenna gain

Considered antenna gain [dBi]:	0

READ SA SETTINGS:

RefLevel [dBm] | RefLevelOffset [dB] | InpAtt [dB]	5.66 | 10.36 | 15
Start [MHz] | Stop [MHz]	5625.000 | 5950.000
RBW [MHz] | VBW [MHz]	1.000000 | 3.000000
Detector | TraceMode	POS | MAXH
Sweep: time [ms] | count | points per Section | type	1 | 2500 | 1001 | SWE

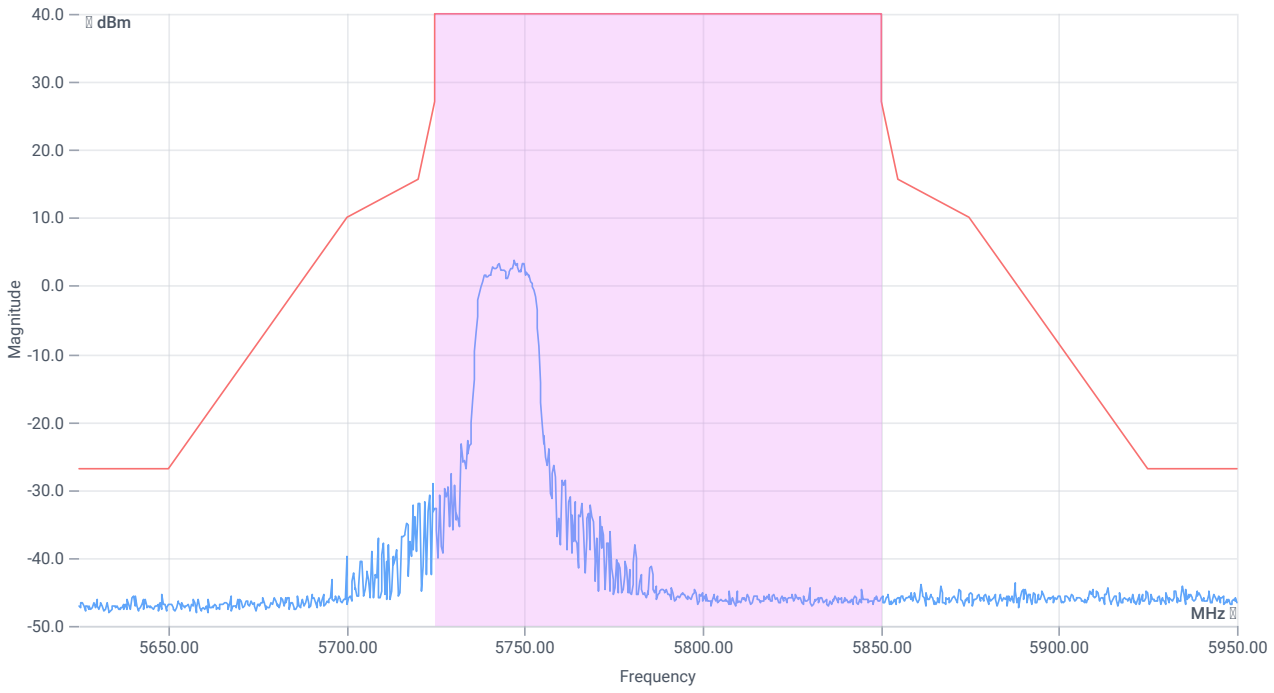

Emission Mask (e.i.r.p)

RESULT

DESCRIPTION	LOWER LIMIT	UPPER LIMIT	MEASURED	UNIT	VERDICT

Verdict
INCON

ISED RSS247 # Max output power and psd ~ WLAN5Gx ac-VHT80 mode U-NII-3

References

TC start	26.01.2024 19:05:12
Ambit temp [°C] | humidity [rel%]	26.7 | 36
System version	5.0.1.0
Standard | Version	ISED RSS247 | NI
Method	
Description	ISED Max Output Power & PSD - WLAN5Gx ac-VHT80 mode U-NII-3
Information	

EUT Common Settings WLAN5Gx

Number of antenna ports	1
User Interaction	No
Device class UNII_1	Client
Limit W52 japan	Standard

Equipment

Signal analyzer,Rohde&Schwarz,FSV-30,1321.3008K30/103170,3.60
Signaling unit,Rohde&Schwarz,CMW,1201.0002k75/102550,4.0.190
Switch matrix,cetecom advanced GmbH,USM,A001,1.0.0

Test Parameter

Technology to test	WLAN5Gx ac-VHT80 mode
EUT port	EUT1
Temperature	nom
Voltage	nom
Frequency low to test	False | Freq [MHz] 0
Frequency mid to test	True | Freq [MHz] 5775
Frequency high to test	False | Freq [MHz] 0
Auto control enabled power supply | Climatic Box	No | No
Additional path loss [dB]	0.5
Full path type	EUT_SA_GEN_SIG
Full path name	EUT1.SIG1/EUT1.SA/EUT1.GEN1/EUT1.GEN2/
Switch bits	00010001:00010001:00000000:00000001

Test at TX 5775 MHz

RESULT: Reference power cond.

DESCRIPTION	LOWER LIMIT	UPPER LIMIT	MEASURED	UNIT	VERDICT
Ref. power 1MHz/1MHz cond.	---	---	-5.90	dBm	INFO
Ref. frequency	---	---	5739.640	MHz	INFO

Evaluation max. duty cycle

DUTY CYCLE EVALUATION

DESCRIPTION	LOWER LIMIT	UPPER LIMIT	MEASURED	UNIT	VERDICT
Result summary					
Number of detected bursts: 258					
Duty cycle (burst Ratio) max	---	---	0.643	---	INFO
Duty cycle max	---	---	1.918	dB	INFO
Duty cycle (burst Ratio) min	---	---	0.421	---	INFO
Duty cycle min	---	---	3.757	dB	INFO
Max TX burst length	---	---	0.225	ms	INFO
Min gap length	---	---	0.125	ms	INFO
Max gap length	---	---	0.3	ms	INFO

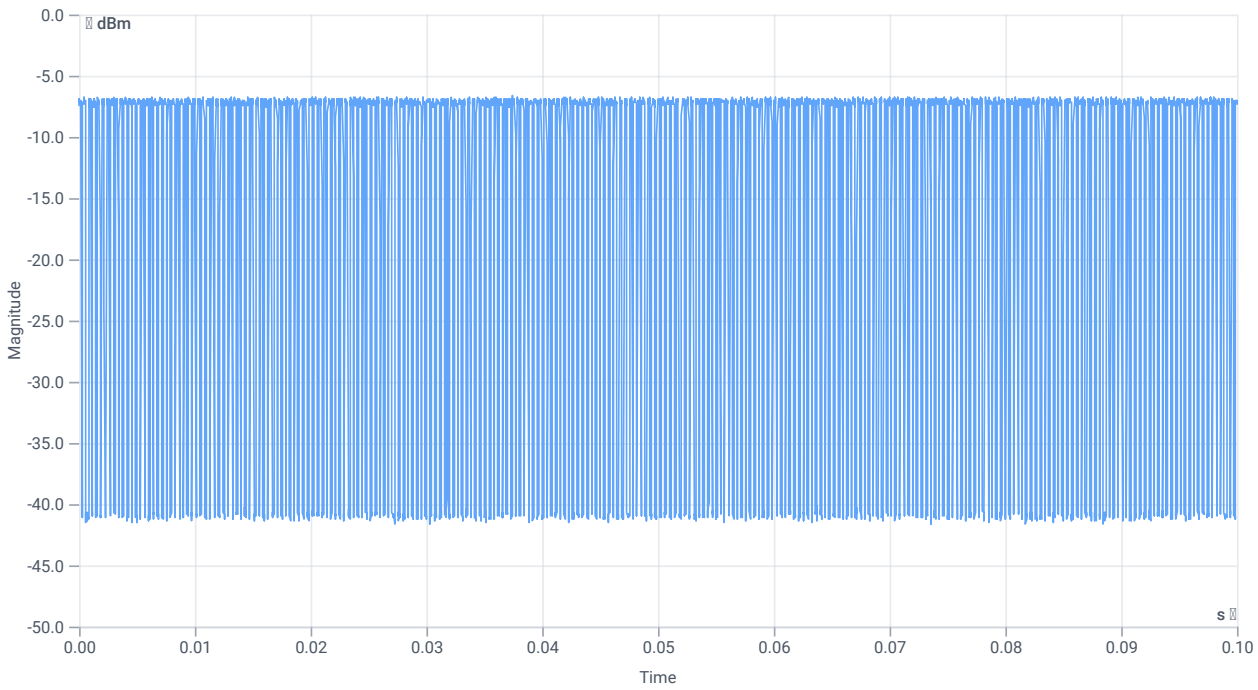

Duty cycle

Evaluation bandwidth

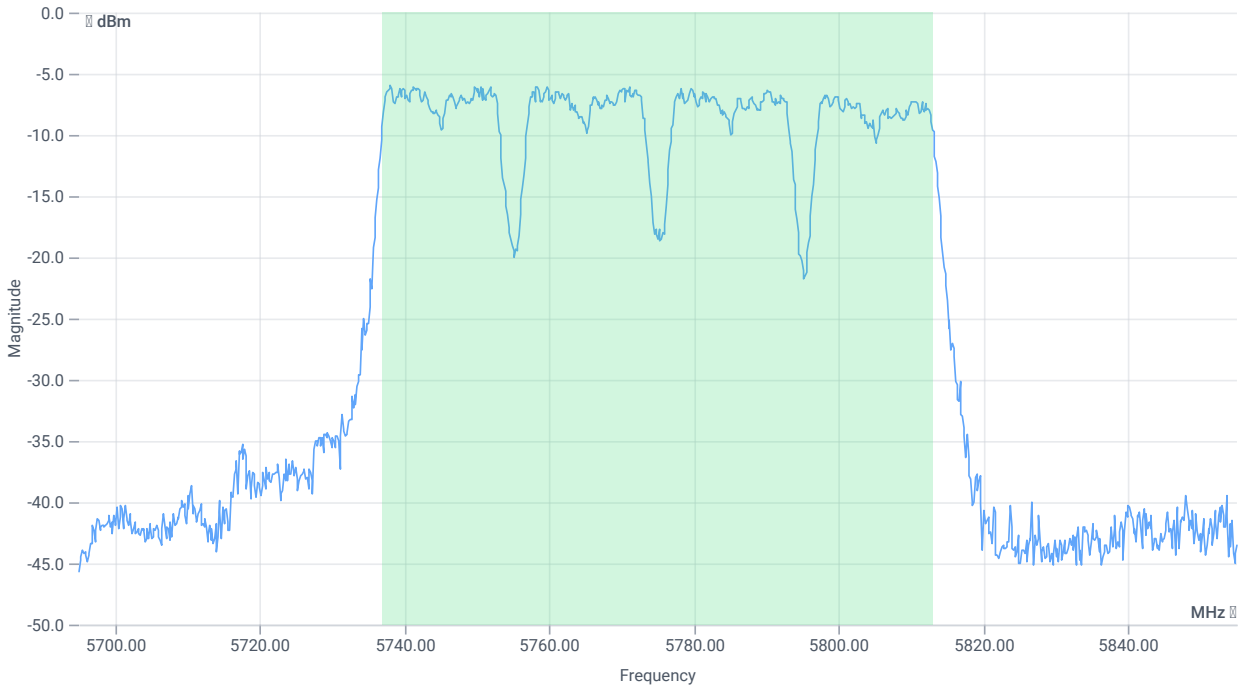

BW 99PCT

RESULT

DESCRIPTION	LOWER LIMIT	UPPER LIMIT	MEASURED	UNIT	VERDICT
Bandwidth 99%	---	---	76.244	MHz	INFO
T1 99%	---	---	5736.7982	MHz	INFO
T2 99%	---	---	5813.0420	MHz	INFO

Maximum Output Power

READ SA SETTINGS:

RefLevel [dBm] | RefLevelOffset [dB] | InpAtt [dB]	6.10 | 10.38 | 10
Start [MHz] | Stop [MHz]	5695.000 | 5855.000
RBW [MHz] | VBW [MHz]	1.000000 | 3.000000
Detector | TraceMode	RMS | MAXH
Sweep: time [ms] | count | points per Section | type	107000 | 1 | 320 | SWE

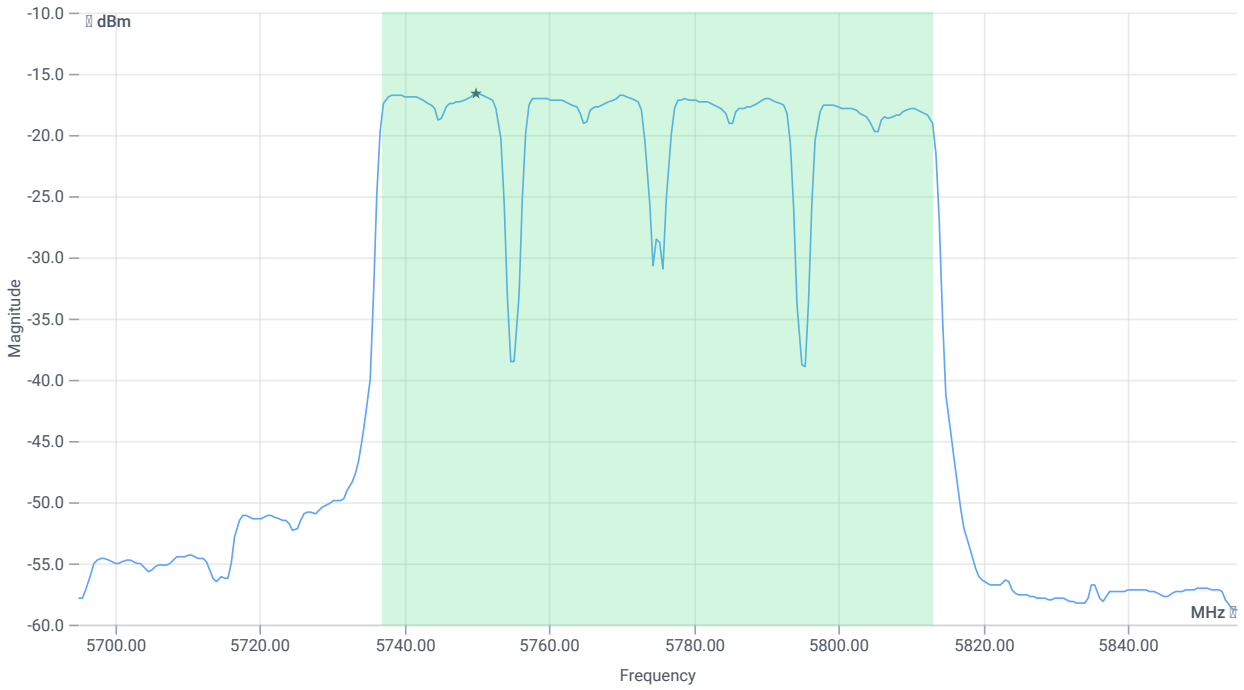

Max OP and PSD

RESULT

DESCRIPTION	LOWER LIMIT	UPPER LIMIT	MEASURED	UNIT	VERDICT
Max output power	---	---	0.38	dBm	INFO
Duty cycle correction	---	---	3.76	dB	INFO
Limit absolute					
Max output power DC corrected	---	30	4.14	dBm	PASS
Limit: 11 dBm + 10 log 76.244					
Max output power DC corrected	---	29.82	4.14	dBm	na

Power Spectral Density U-NII-3

READ SA SETTINGS:

RefLevel [dBm] | RefLevelOffset [dB] | InpAtt [dB]	6.10 | 10.38 | 15
Start [MHz] | Stop [MHz]	5695.000 | 5855.000
RBW [MHz] | VBW [MHz]	0.500000 | 3.000000
Detector | TraceMode	RMS | MAXH
Sweep: time [ms] | count | points per Section | type	107000 | 1 | 320 | SWE

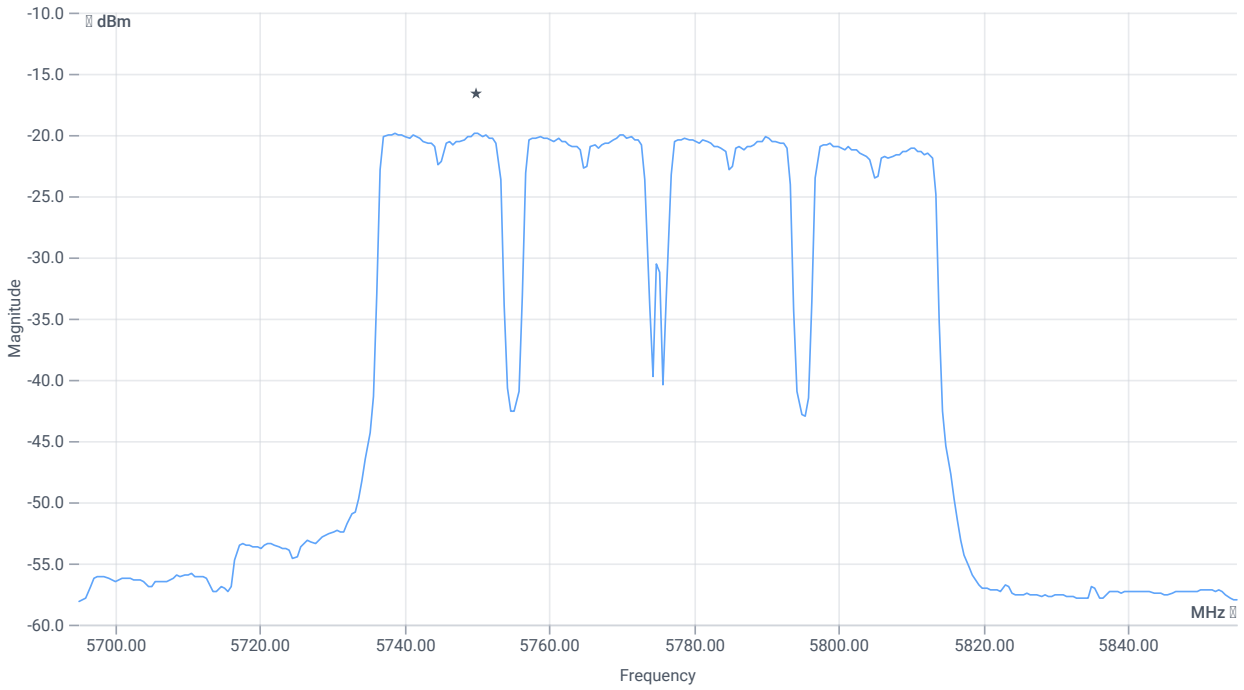

PSD UNII-3

RESULT

DESCRIPTION	LOWER LIMIT	UPPER LIMIT	MEASURED	UNIT	VERDICT
Power spectral density	---	---	-19.81	dBm/0.5MHz	INFO
Duty cycle correction	---	---	3.76	dB	INFO
Power spectral density DC corrected	---	30	-16.05	dBm/0.5MHz	PASS

Verdict
PASS

ISED RSS247 # Max output power and psd ~ WLAN5Gx ac-VHT80 mode U-NII-3

References

TC start	26.01.2024 18:56:17
Ambit temp [°C] | humidity [rel%]	26.8 | 35
System version	5.0.1.0
Standard | Version	ISED RSS247 | NI
Method	
Description	ISED Max Output Power & PSD - WLAN5Gx ac-VHT80 mode U-NII-3
Information	

EUT Common Settings WLAN5Gx

Number of antenna ports	1
User Interaction	No
Device class UNII_1	Client
Limit W52 japan	Standard

Equipment

Signal analyzer,Rohde&Schwarz,FSV-30,1321.3008K30/103170,3.60
Signaling unit,Rohde&Schwarz,CMW,1201.0002k75/102550,4.0.190
Switch matrix,cetecom advanced GmbH,USM,A001,1.0.0

Test Parameter

Technology to test	WLAN5Gx ac-VHT80 mode
EUT port	EUT2
Temperature	nom
Voltage	nom
Frequency low to test	False | Freq [MHz] 0
Frequency mid to test	True | Freq [MHz] 5775
Frequency high to test	False | Freq [MHz] 0
Auto control enabled power supply | Climatic Box	No | No
Additional path loss [dB]	0.5
Full path type	EUT_SA_GEN_SIG
Full path name	EUT2.SIG1/EUT2.SA/EUT2.GEN1/EUT2.GEN2/
Switch bits	00100010:00010001:00000000:00000001

Test at TX 5775 MHz

RESULT: Reference power cond.

DESCRIPTION	LOWER LIMIT	UPPER LIMIT	MEASURED	UNIT	VERDICT
Ref. power 1MHz/1MHz cond.	---	---	-6.77	dBm	INFO
Ref. frequency	---	---	5769.810	MHz	INFO

Evaluation max. duty cycle

DUTY CYCLE EVALUATION

DESCRIPTION	LOWER LIMIT	UPPER LIMIT	MEASURED	UNIT	VERDICT
Result summary					
Number of detected bursts: 256					
Duty cycle (burst Ratio) max	---	---	0.643	---	INFO
Duty cycle max	---	---	1.918	dB	INFO
Duty cycle (burst Ratio) min	---	---	0.421	---	INFO
Duty cycle min	---	---	3.757	dB	INFO
Max TX burst length	---	---	0.225	ms	INFO
Min gap length	---	---	0.125	ms	INFO
Max gap length	---	---	0.275	ms	INFO

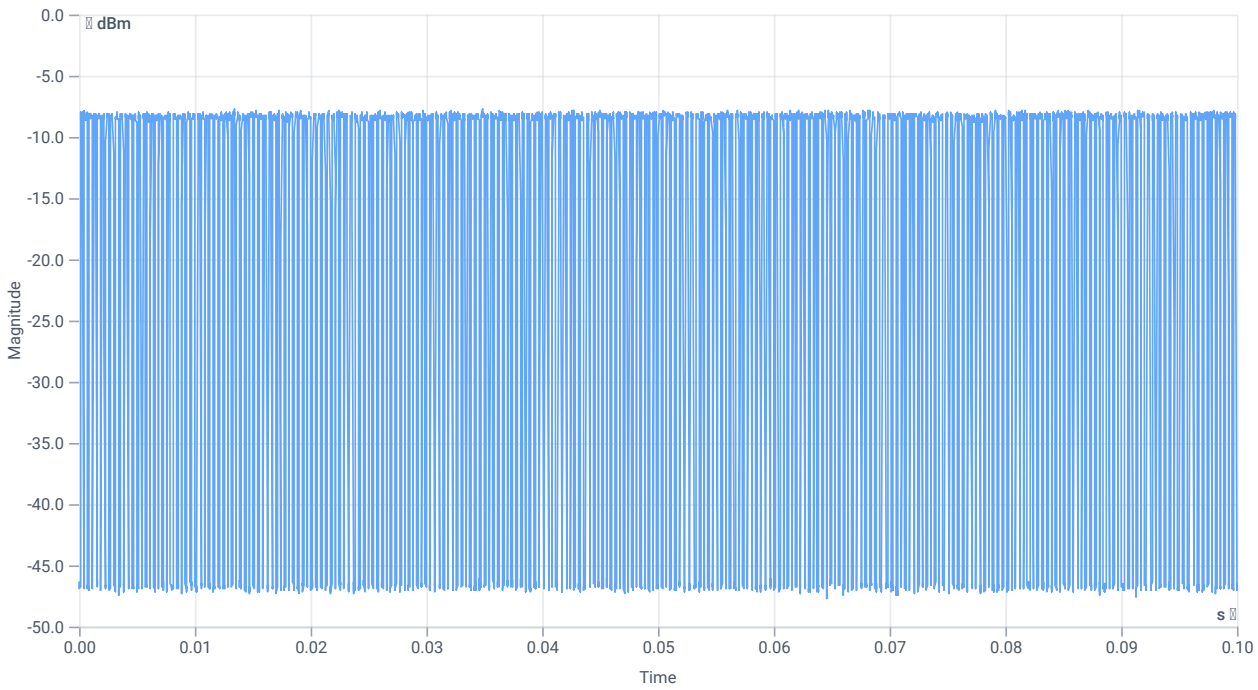

Duty cycle

Evaluation bandwidth

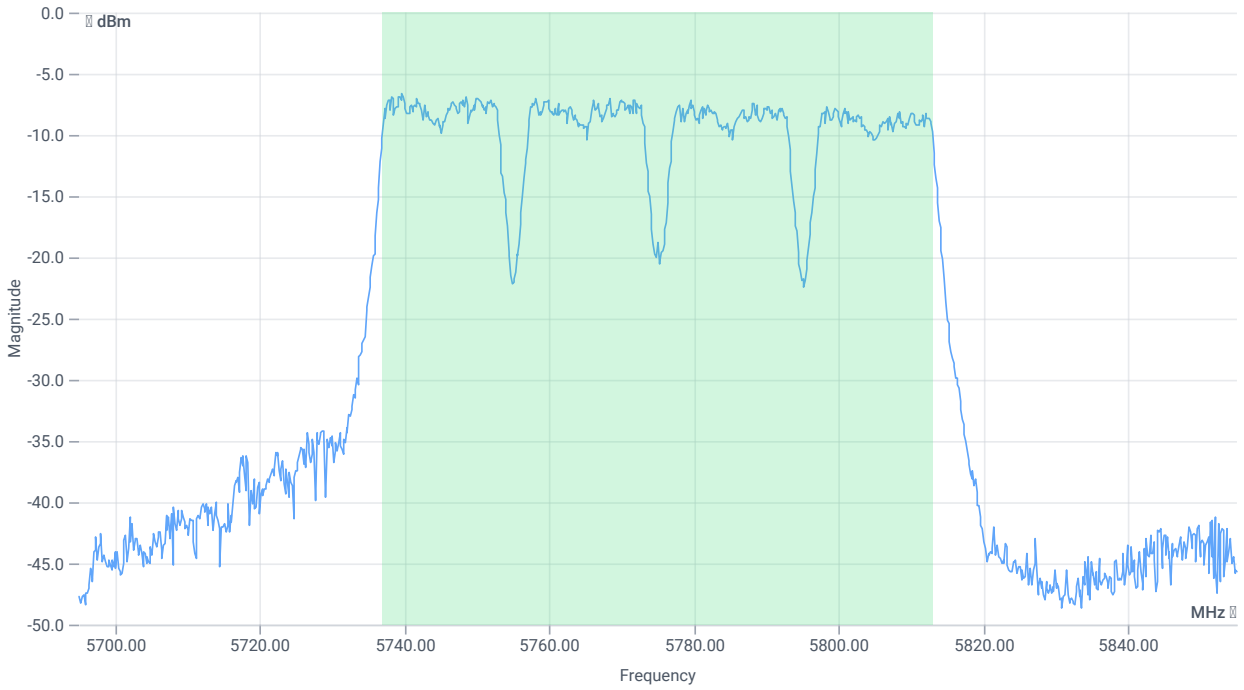

BW 99PCT

RESULT

DESCRIPTION	LOWER LIMIT	UPPER LIMIT	MEASURED	UNIT	VERDICT
Bandwidth 99%	---	---	76.244	MHz	INFO
T1 99%	---	---	5736.7982	MHz	INFO
T2 99%	---	---	5813.0420	MHz	INFO

Maximum Output Power

READ SA SETTINGS:

RefLevel [dBm] | RefLevelOffset [dB] | InpAtt [dB]	5.23 | 10.41 | 10
Start [MHz] | Stop [MHz]	5695.000 | 5855.000
RBW [MHz] | VBW [MHz]	1.000000 | 3.000000
Detector | TraceMode	RMS | MAXH
Sweep: time [ms] | count | points per Section | type	107000 | 1 | 320 | SWE

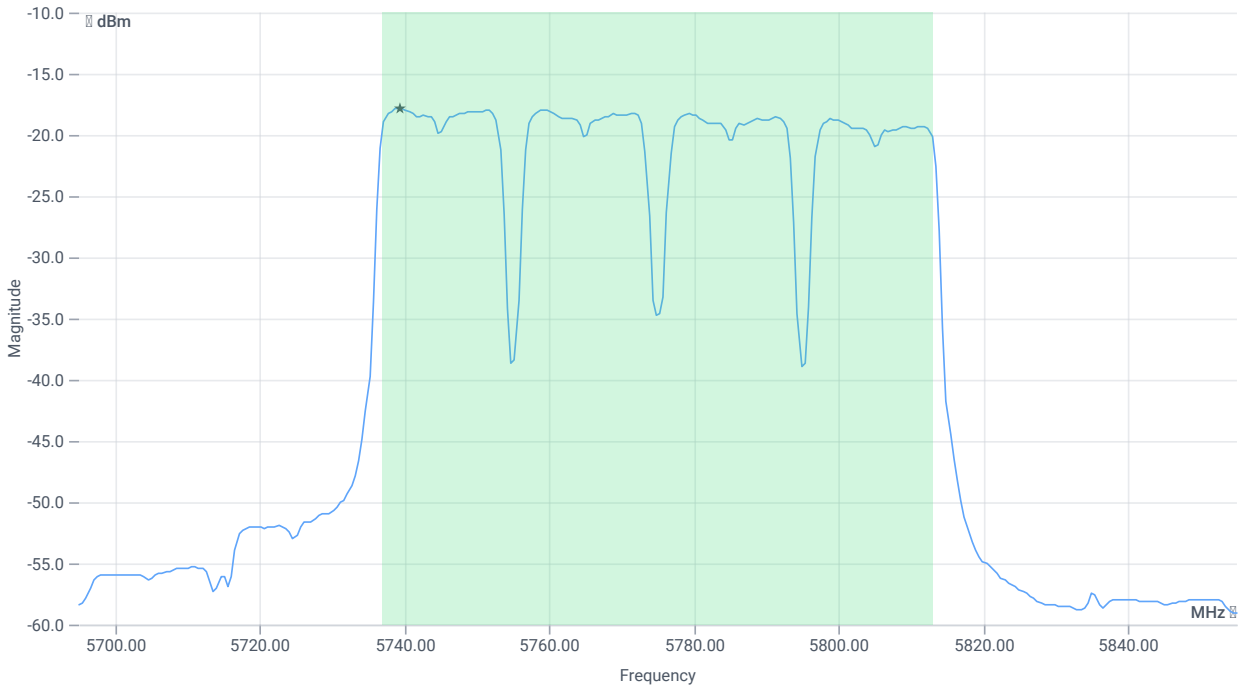

Max OP and PSD

RESULT

DESCRIPTION	LOWER LIMIT	UPPER LIMIT	MEASURED	UNIT	VERDICT
Max output power	---	---	-0.87	dBm	INFO
Duty cycle correction	---	---	3.76	dB	INFO
Limit absolute					
Max output power DC corrected	---	30	2.89	dBm	PASS
Limit: 11 dBm + 10 log 76.244					
Max output power DC corrected	---	29.82	2.89	dBm	na

Power Spectral Density U-NII-3

READ SA SETTINGS:

RefLevel [dBm] | RefLevelOffset [dB] | InpAtt [dB]	5.23 | 10.41 | 10
Start [MHz] | Stop [MHz]	5695.000 | 5855.000
RBW [MHz] | VBW [MHz]	0.500000 | 3.000000
Detector | TraceMode	RMS | MAXH
Sweep: time [ms] | count | points per Section | type	107000 | 1 | 320 | SWE

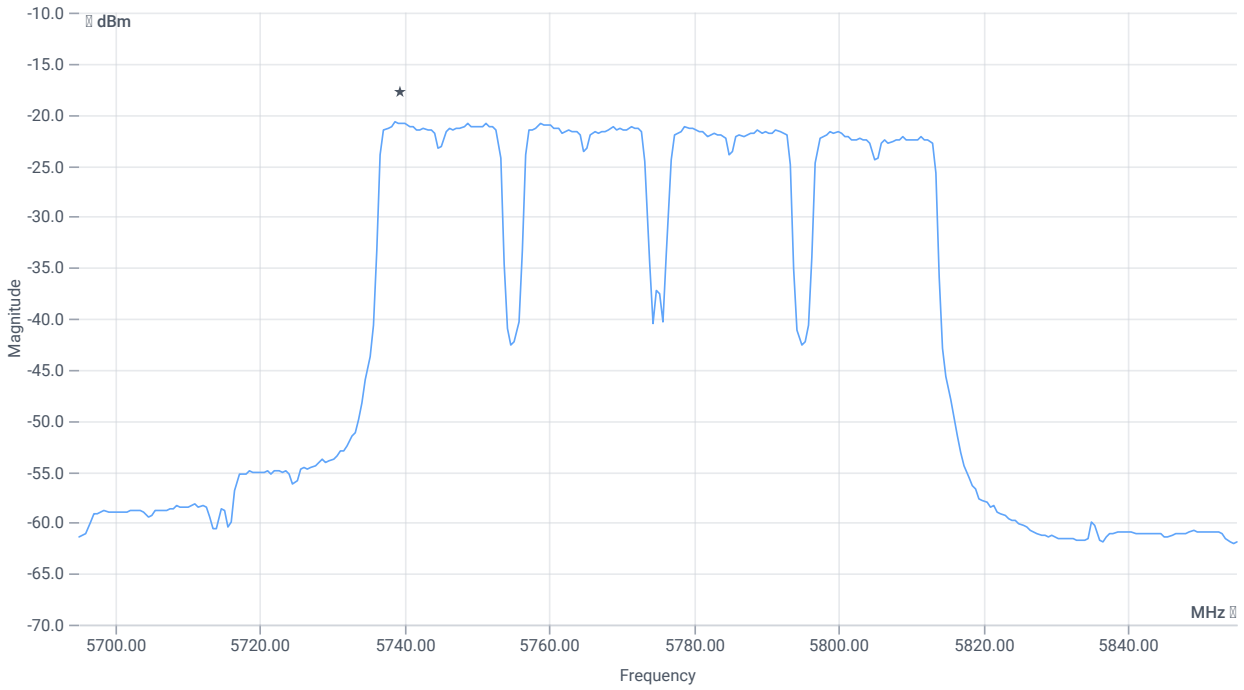

PSD UNII-3

RESULT

DESCRIPTION	LOWER LIMIT	UPPER LIMIT	MEASURED	UNIT	VERDICT
Power spectral density	---	---	-20.74	dBm/0.5MHz	INFO
Duty cycle correction	---	---	3.76	dB	INFO
Power spectral density DC corrected	---	30	-16.98	dBm/0.5MHz	PASS

Verdict
PASS

FCC 15.407 # Max output power and psd ~ WLAN5Gx ac-VHT80 mode U-NII-3

References

TC start	26.01.2024 18:51:53
Ambit temp [°C] | humidity [rel%]	26.7 | 35
System version	5.0.1.0
Standard | Version	FCC 15.407 | NI
Method	KDB789033 D02, F., E.2.e.
Description	FCC 15.407 Max Output Power & PSD - WLAN5Gx ac-VHT80 mode U-NII-3
Information	

EUT Common Settings WLAN5Gx

Number of antenna ports	1
User Interaction	No
Device class UNII_1	Client
Limit W52 japan	Standard

Equipment

Signal analyzer,Rohde&Schwarz,FSV-30,1321.3008K30/103170,3.60
Signaling unit,Rohde&Schwarz,CMW,1201.0002k75/102550,4.0.190
Switch matrix,cetecom advanced GmbH,USM,A001,1.0.0

Test Parameter

Technology to test	WLAN5Gx ac-VHT80 mode
EUT port	EUT2
Temperature	nom
Voltage	nom
Frequency low to test	False | Freq [MHz] 0
Frequency mid to test	True | Freq [MHz] 5775
Frequency high to test	False | Freq [MHz] 0
Auto control enabled power supply | Climatic Box	No | No
Additional path loss [dB]	0.5
Full path type	EUT_SA_GEN_SIG
Full path name	EUT2.SIG1/EUT2.SA/EUT2.GEN1/EUT2.GEN2/
Switch bits	00100010:00010001:00000000:00000001

Test at TX 5775 MHz

RESULT: Reference power cond.

DESCRIPTION	LOWER LIMIT	UPPER LIMIT	MEASURED	UNIT	VERDICT
Ref. power 1MHz/1MHz cond.	---	---	-7.53	dBm	INFO
Ref. frequency	---	---	5770.400	MHz	INFO

Evaluation max. duty cycle

DUTY CYCLE EVALUATION

DESCRIPTION	LOWER LIMIT	UPPER LIMIT	MEASURED	UNIT	VERDICT
Result summary					
Number of detected bursts: 256					
Duty cycle (burst Ratio) max	---	---	0.643	---	INFO
Duty cycle max	---	---	1.918	dB	INFO
Duty cycle (burst Ratio) min	---	---	0.391	---	INFO
Duty cycle min	---	---	4.078	dB	INFO
Max TX burst length	---	---	0.225	ms	INFO
Min gap length	---	---	0.125	ms	INFO
Max gap length	---	---	0.35	ms	INFO

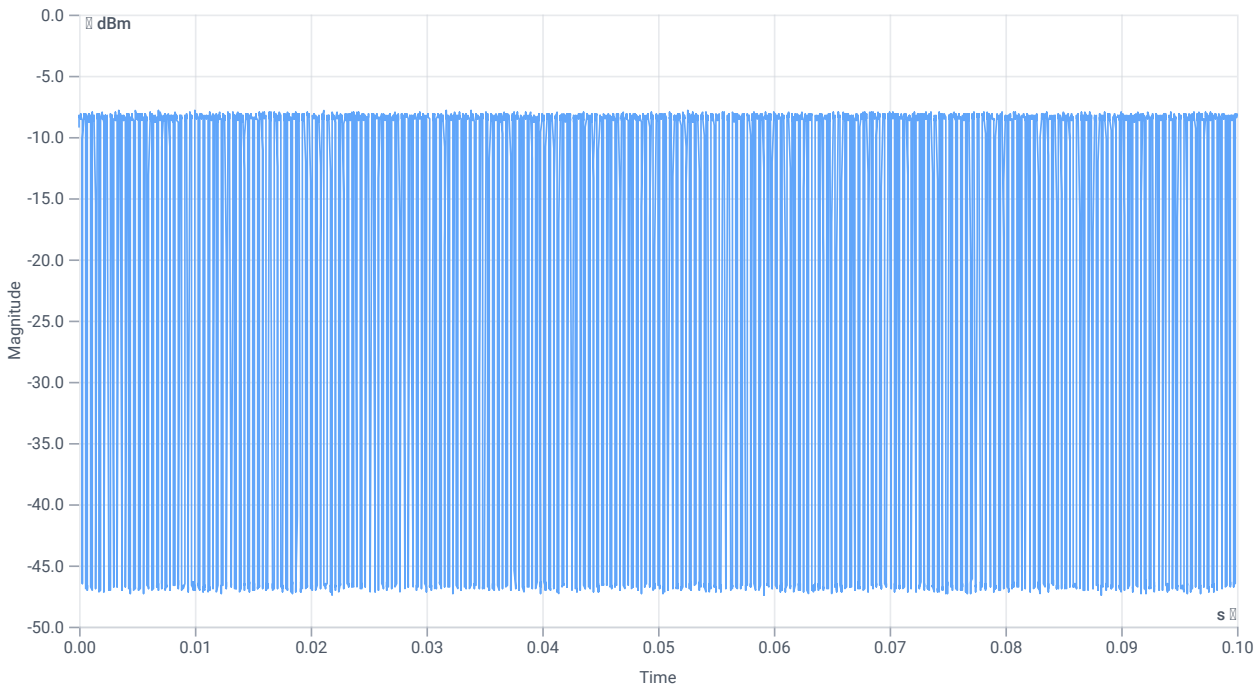

Duty cycle

Evaluation bandwidth

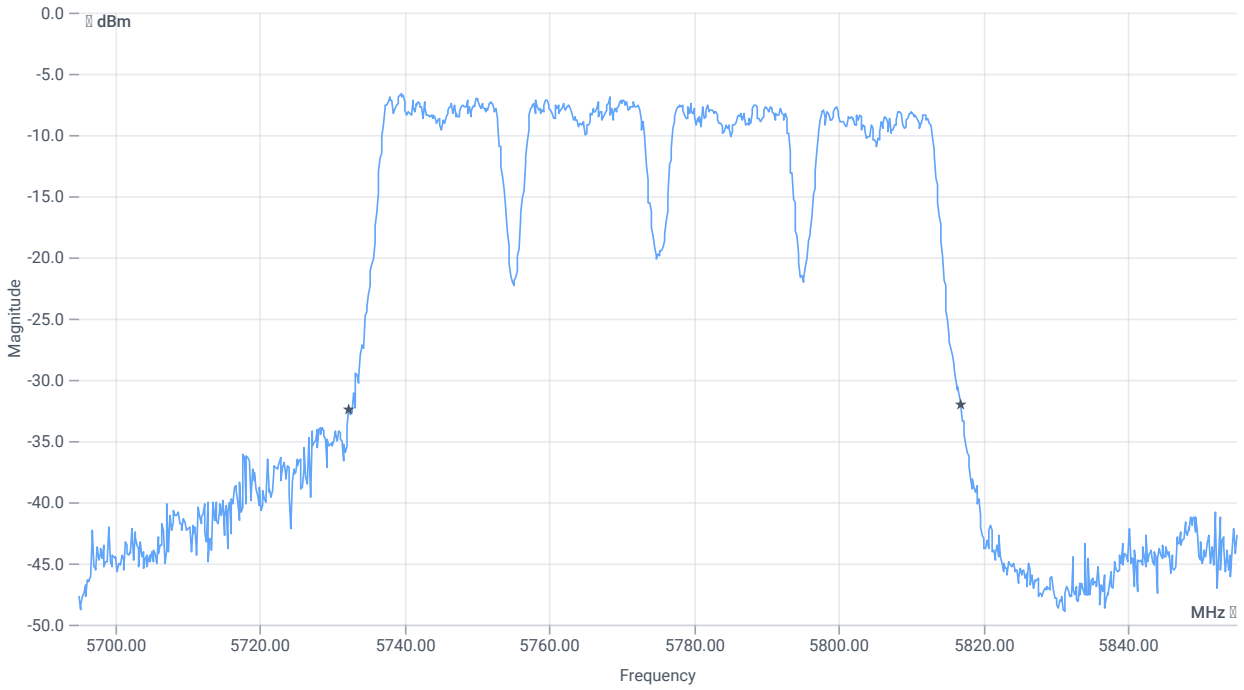

BW 26dB

RESULT

DESCRIPTION	LOWER LIMIT	UPPER LIMIT	MEASURED	UNIT	VERDICT
Bandwidth 26dB	---	---	84.64	MHz	INFO
T1 26dB	---	---	5732.2800	MHz	INFO
T2 26dB	---	---	5816.9200	MHz	INFO

Maximum Output Power

READ SA SETTINGS:

RefLevel [dBm] | RefLevelOffset [dB] | InpAtt [dB]	4.47 | 10.41 | 10
Start [MHz] | Stop [MHz]	5695.000 | 5855.000
RBW [MHz] | VBW [MHz]	1.000000 | 3.000000
Detector | TraceMode	RMS | MAXH
Sweep: time [ms] | count | points per Section | type	107000 | 1 | 320 | SWE

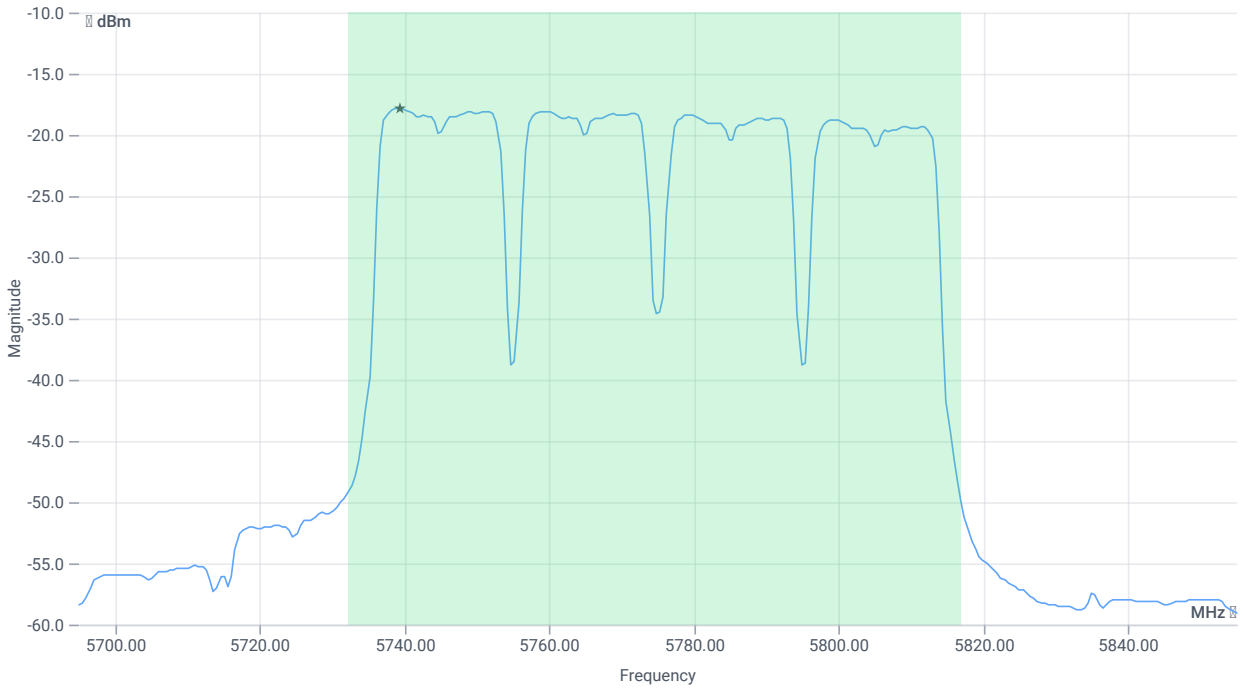

Max OP and PSD

RESULT

DESCRIPTION	LOWER LIMIT	UPPER LIMIT	MEASURED	UNIT	VERDICT
Max output power	---	---	-0.84	dBm	INFO
Duty cycle correction	---	---	4.08	dB	INFO
Limit absolute					
Max output power DC corrected	---	30	3.24	dBm	PASS
Limit: 11 dBm + 10 log 84.64					
Max output power DC corrected	---	30.28	3.24	dBm	na

Power Spectral Density U-NII-3

READ SA SETTINGS:

RefLevel [dBm] | RefLevelOffset [dB] | InpAtt [dB]	4.47 | 10.41 | 10
Start [MHz] | Stop [MHz]	5695.000 | 5855.000
RBW [MHz] | VBW [MHz]	0.500000 | 3.000000
Detector | TraceMode	RMS | MAXH
Sweep: time [ms] | count | points per Section | type	107000 | 1 | 320 | SWE

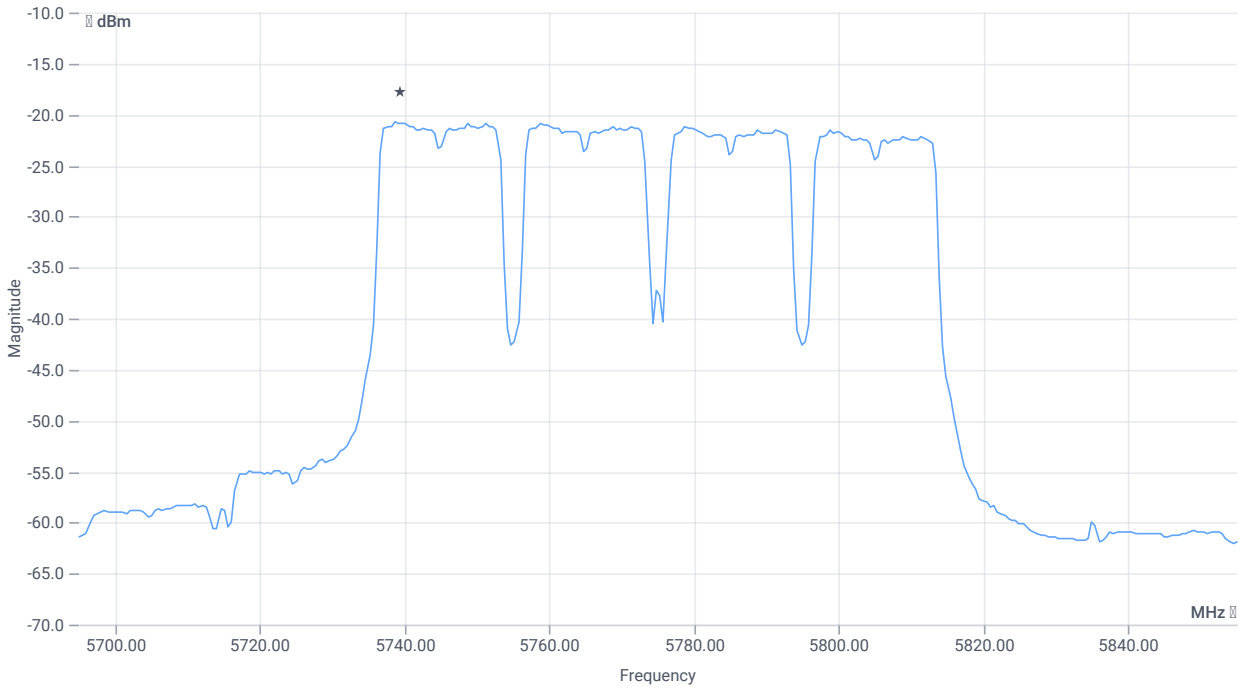

PSD UNII-3

RESULT

DESCRIPTION	LOWER LIMIT	UPPER LIMIT	MEASURED	UNIT	VERDICT
Power spectral density	---	---	-20.68	dBm/0.5MHz	INFO
Duty cycle correction	---	---	4.08	dB	INFO
Power spectral density DC corrected	---	30	-16.6	dBm/0.5MHz	PASS

Verdict
PASS

FCC 15.407 # Max output power and psd ~ WLAN5Gx ac-VHT80 mode U-NII-3

References

TC start	26.01.2024 18:40:51
Ambit temp [°C] | humidity [rel%]	26.8 | 35
System version	5.0.1.0
Standard | Version	FCC 15.407 | NI
Method	KDB789033 D02, F., E.2.e.
Description	FCC 15.407 Max Output Power & PSD - WLAN5Gx ac-VHT80 mode U-NII-3
Information	

EUT Common Settings WLAN5Gx

Number of antenna ports	1
User Interaction	No
Device class UNII_1	Client
Limit W52 japan	Standard

Equipment

Signal analyzer,Rohde&Schwarz,FSV-30,1321.3008K30/103170,3.60
Signaling unit,Rohde&Schwarz,CMW,1201.0002k75/102550,4.0.190
Switch matrix,cetecom advanced GmbH,USM,A001,1.0.0

Test Parameter

Technology to test	WLAN5Gx ac-VHT80 mode
EUT port	EUT1
Temperature	nom
Voltage	nom
Frequency low to test	False | Freq [MHz] 0
Frequency mid to test	True | Freq [MHz] 5775
Frequency high to test	False | Freq [MHz] 0
Auto control enabled power supply | Climatic Box	No | No
Additional path loss [dB]	0.5
Full path type	EUT_SA_GEN_SIG
Full path name	EUT1.SIG1/EUT1.SA/EUT1.GEN1/EUT1.GEN2/
Switch bits	00010001:00010001:00000000:00000001

Test at TX 5775 MHz

RESULT: Reference power cond.

DESCRIPTION	LOWER LIMIT	UPPER LIMIT	MEASURED	UNIT	VERDICT
Ref. power 1MHz/1MHz cond.	---	---	-5.99	dBm	INFO
Ref. frequency	---	---	5757.620	MHz	INFO

Evaluation max. duty cycle

DUTY CYCLE EVALUATION

DESCRIPTION	LOWER LIMIT	UPPER LIMIT	MEASURED	UNIT	VERDICT
Result summary					
Number of detected bursts: 263					
Duty cycle (burst Ratio) max	---	---	0.643	---	INFO
Duty cycle max	---	---	1.918	dB	INFO
Duty cycle (burst Ratio) min	---	---	0.444	---	INFO
Duty cycle min	---	---	3.526	dB	INFO
Max TX burst length	---	---	0.225	ms	INFO
Min gap length	---	---	0.125	ms	INFO
Max gap length	---	---	0.275	ms	INFO

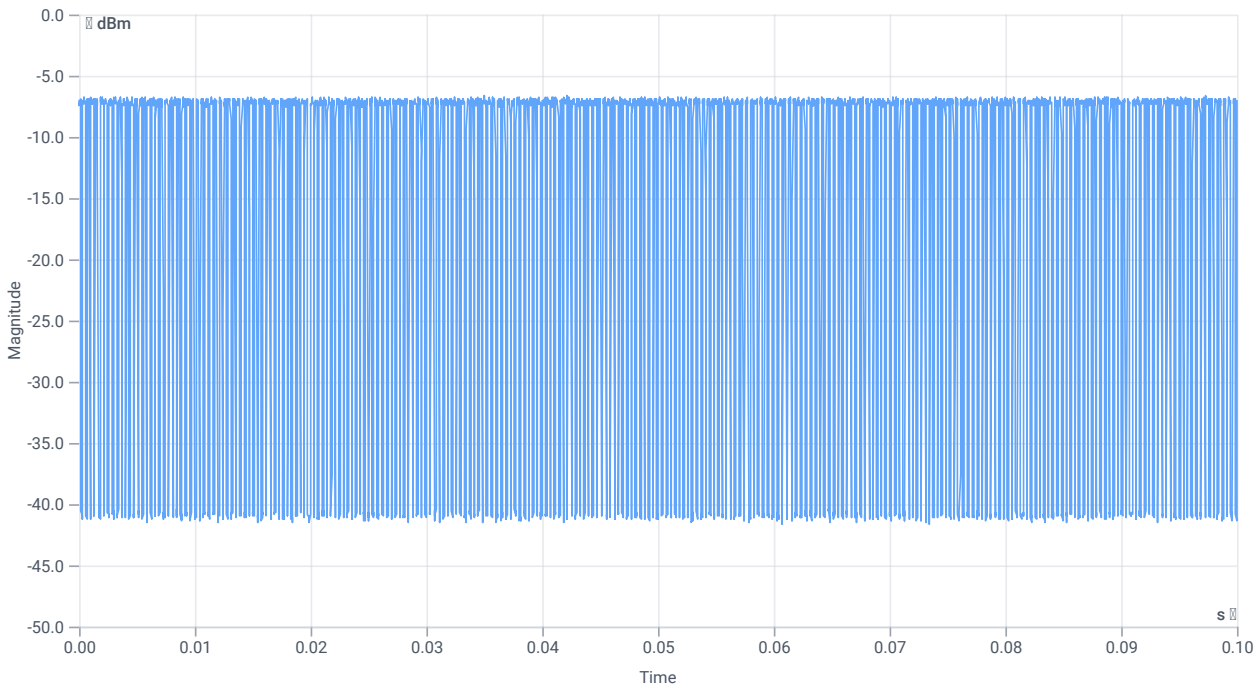

Duty cycle

Evaluation bandwidth

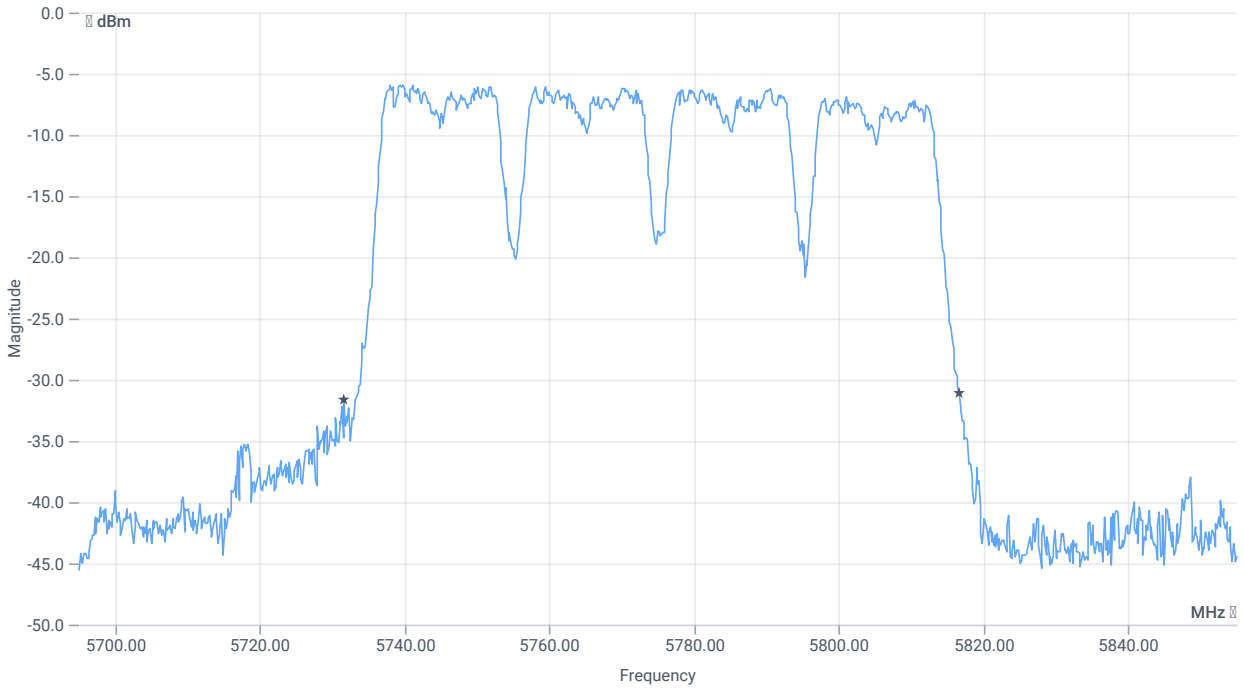

BW 26dB

RESULT

DESCRIPTION	LOWER LIMIT	UPPER LIMIT	MEASURED	UNIT	VERDICT
Bandwidth 26dB	---	---	84.96	MHz	INFO
T1 26dB	---	---	5731.6400	MHz	INFO
T2 26dB	---	---	5816.6000	MHz	INFO

Maximum Output Power

READ SA SETTINGS:

RefLevel [dBm] | RefLevelOffset [dB] | InpAtt [dB]	6.01 | 10.38 | 10
Start [MHz] | Stop [MHz]	5695.000 | 5855.000
RBW [MHz] | VBW [MHz]	1.000000 | 3.000000
Detector | TraceMode	RMS | MAXH
Sweep: time [ms] | count | points per Section | type	107000 | 1 | 320 | SWE

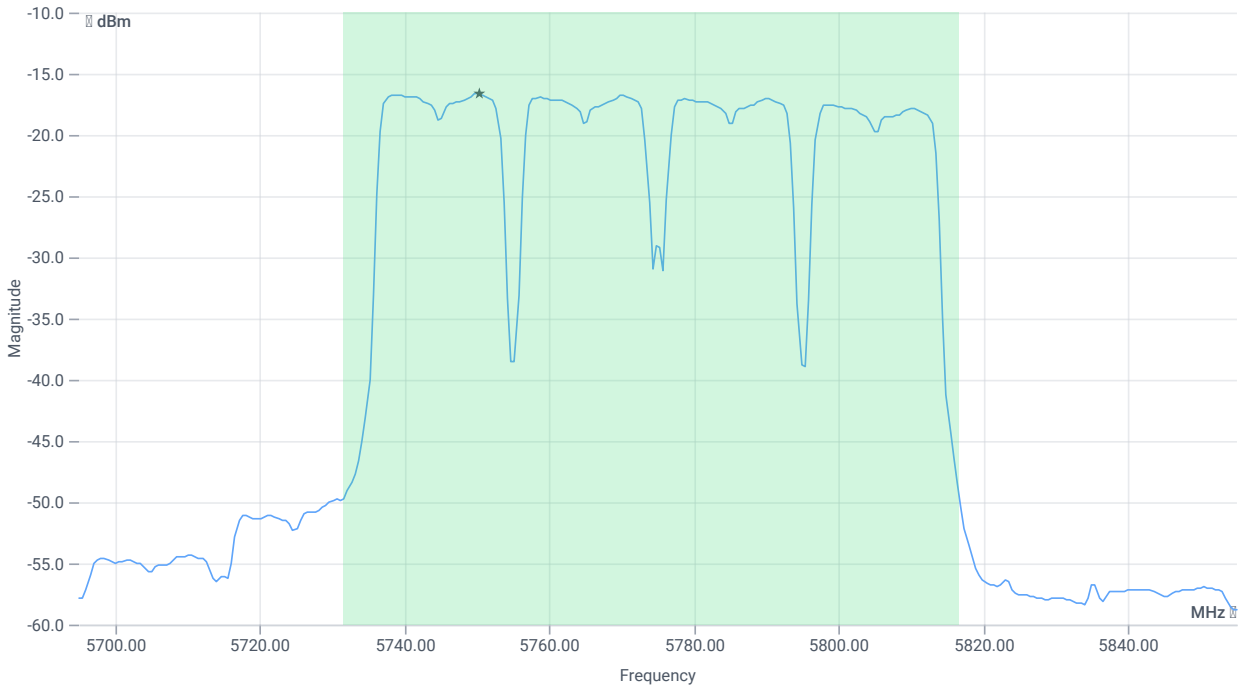

Max OP and PSD

RESULT

DESCRIPTION	LOWER LIMIT	UPPER LIMIT	MEASURED	UNIT	VERDICT
Max output power	---	---	0.42	dBm	INFO
Duty cycle correction	---	---	3.53	dB	INFO
Limit absolute					
Max output power DC corrected	---	30	3.95	dBm	PASS
Limit: 11 dBm + 10 log 84.96					
Max output power DC corrected	---	30.29	3.95	dBm	na

Power Spectral Density U-NII-3

READ SA SETTINGS:

RefLevel [dBm] | RefLevelOffset [dB] | InpAtt [dB]	6.01 | 10.38 | 15
Start [MHz] | Stop [MHz]	5695.000 | 5855.000
RBW [MHz] | VBW [MHz]	0.500000 | 3.000000
Detector | TraceMode	RMS | MAXH
Sweep: time [ms] | count | points per Section | type	107000 | 1 | 320 | SWE

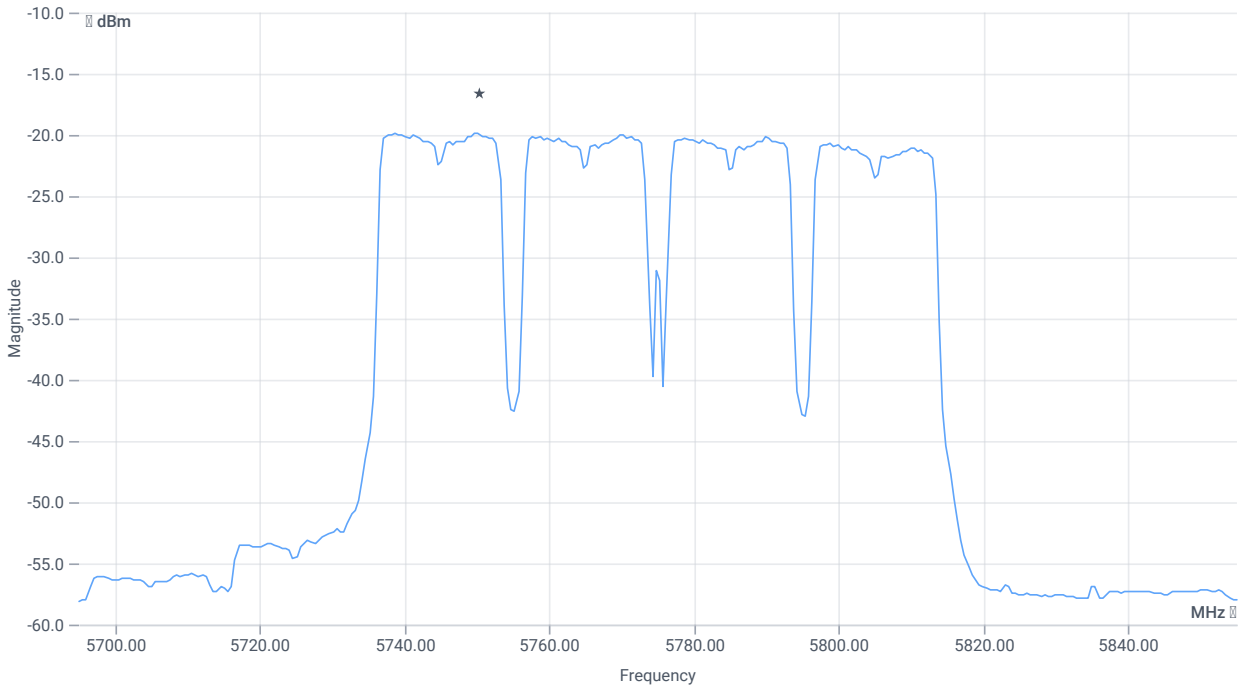

PSD UNII-3

RESULT

DESCRIPTION	LOWER LIMIT	UPPER LIMIT	MEASURED	UNIT	VERDICT
Power spectral density	---	---	-19.81	dBm/0.5MHz	INFO
Duty cycle correction	---	---	3.53	dB	INFO
Power spectral density DC corrected	---	30	-16.28	dBm/0.5MHz	PASS

Verdict
PASS

ISED RSS247 # Max output power and psd ~ WLAN5Gx ac-VHT80 mode U-NII-1

References

TC start	26.01.2024 18:35:43
Ambit temp [°C] | humidity [rel%]	26.8 | 34
System version	5.0.1.0
Standard | Version	ISED RSS247 | NI
Method	
Description	ISED Max Output Power & PSD - WLAN5Gx ac-VHT80 mode U-NII-1
Information	

EUT Common Settings WLAN5Gx

Number of antenna ports	1
User Interaction	No
Device class UNII_1	Client
Limit W52 japan	Standard

Equipment

Signal analyzer,Rohde&Schwarz,FSV-30,1321.3008K30/103170,3.60
Signaling unit,Rohde&Schwarz,CMW,1201.0002k75/102550,4.0.190
Switch matrix,cetecom advanced GmbH,USM,A001,1.0.0

Test Parameter

Technology to test	WLAN5Gx ac-VHT80 mode
EUT port	EUT2
Temperature	nom
Voltage	nom
Frequency low to test	False | Freq [MHz] 0
Frequency mid to test	True | Freq [MHz] 5210
Frequency high to test	False | Freq [MHz] 0
Auto control enabled power supply | Climatic Box	No | No
Additional path loss [dB]	0.5
Full path type	EUT_SA_GEN_SIG
Full path name	EUT2.SIG1/EUT2.SA/EUT2.GEN1/EUT2.GEN2/
Switch bits	00100010:00010001:00000000:00000001

Test at TX 5210 MHz

RESULT: Reference power cond.

DESCRIPTION	LOWER LIMIT	UPPER LIMIT	MEASURED	UNIT	VERDICT
Ref. power 1MHz/1MHz cond.	---	---	-5.96	dBm	INFO
Ref. frequency	---	---	5205.400	MHz	INFO

Evaluation max. duty cycle

DUTY CYCLE EVALUATION

DESCRIPTION	LOWER LIMIT	UPPER LIMIT	MEASURED	UNIT	VERDICT
Result summary					
Number of detected bursts: 264					
Duty cycle (burst Ratio) max	---	---	0.643	---	INFO
Duty cycle max	---	---	1.918	dB	INFO
Duty cycle (burst Ratio) min	---	---	0.471	---	INFO
Duty cycle min	---	---	3.27	dB	INFO
Max TX burst length	---	---	0.225	ms	INFO
Min gap length	---	---	0.125	ms	INFO
Max gap length	---	---	0.225	ms	INFO

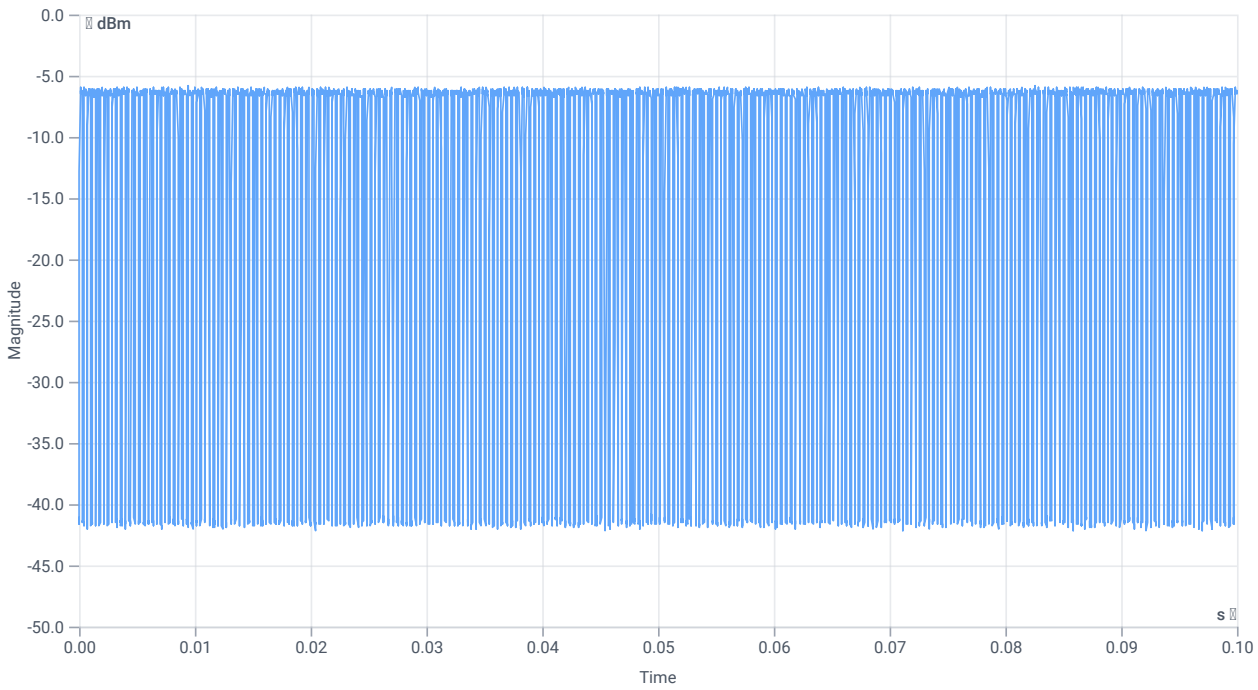

Duty cycle

Evaluation bandwidth

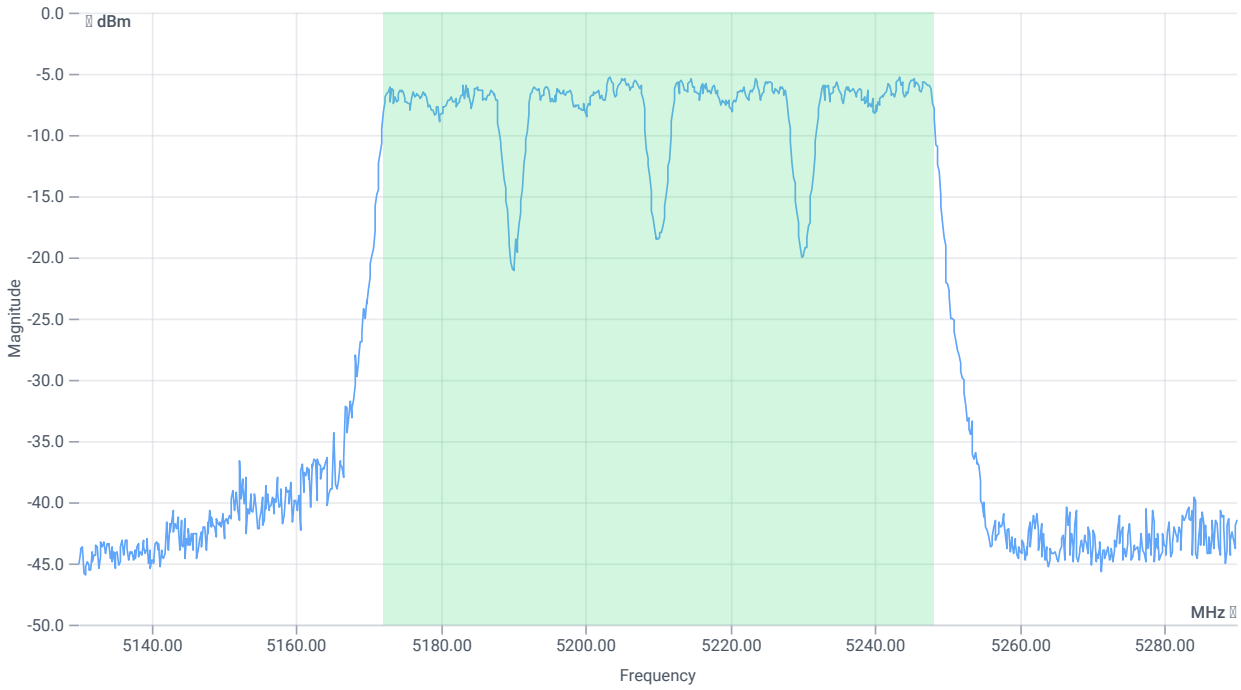

BW 99PCT

RESULT

DESCRIPTION	LOWER LIMIT	UPPER LIMIT	MEASURED	UNIT	VERDICT
Bandwidth 99%	---	---	76.244	MHz	INFO
T1 99%	---	---	5171.9580	MHz	INFO
T2 99%	---	---	5248.2018	MHz	INFO

Maximum Output Power

READ SA SETTINGS:

RefLevel [dBm] | RefLevelOffset [dB] | InpAtt [dB]	6.04 | 10.05 | 10
Start [MHz] | Stop [MHz]	5130.000 | 5290.000
RBW [MHz] | VBW [MHz]	1.000000 | 3.000000
Detector | TraceMode	RMS | MAXH
Sweep: time [ms] | count | points per Section | type	107000 | 1 | 320 | SWE

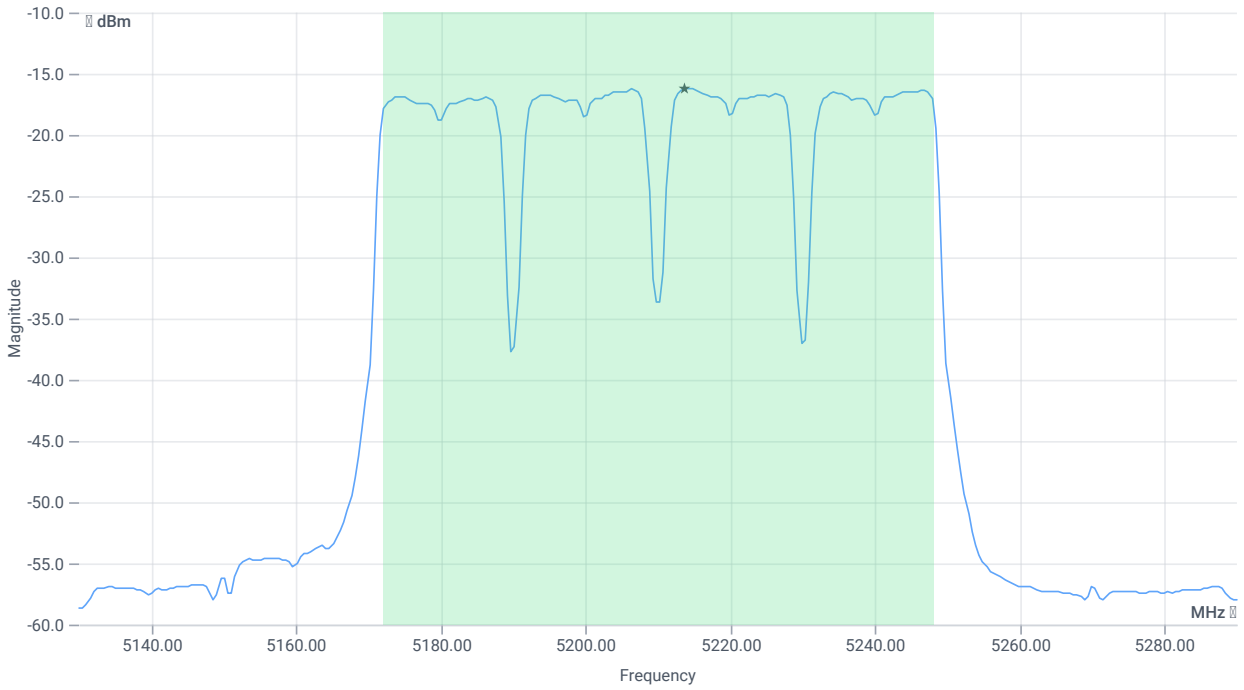

Max OP and PSD

RESULT

DESCRIPTION	LOWER LIMIT	UPPER LIMIT	MEASURED	UNIT	VERDICT
Max output power	---	---	0.93	dBm	INFO
Duty cycle correction	---	---	3.27	dB	INFO
Limit absolute					
Max output power DC corrected	---	24	4.2	dBm	na
Limit: 11 dBm + 10 log 76.244					
Max output power DC corrected	---	29.82	4.2	dBm	na

Power spectral density

RESULT

DESCRIPTION	LOWER LIMIT	UPPER LIMIT	MEASURED	UNIT	VERDICT
Power spectral density	---	---	-16.16	dBm/1MHz	INFO
Duty cycle correction	---	---	3.27	dB	INFO
Power spectral density DC corrected	---	11	-12.89	dBm/1MHz	PASS

Verdict
PASS

FCC 15.407 # Max output power and psd ~ WLAN5Gx ac-VHT80 mode U-NII-1

References

TC start	26.01.2024 18:33:11
Ambit temp [°C] | humidity [rel%]	26.8 | 32
System version	5.0.1.0
Standard | Version	FCC 15.407 | NI
Method	KDB789033 D02, F., E.2.e.
Description	FCC 15.407 Max Output Power & PSD - WLAN5Gx ac-VHT80 mode U-NII-1
Information	

EUT Common Settings WLAN5Gx

Number of antenna ports	1
User Interaction	No
Device class UNII_1	Client
Limit W52 japan	Standard

Equipment

Signal analyzer,Rohde&Schwarz,FSV-30,1321.3008K30/103170,3.60
Signaling unit,Rohde&Schwarz,CMW,1201.0002k75/102550,4.0.190
Switch matrix,cetecom advanced GmbH,USM,A001,1.0.0

Test Parameter

Technology to test	WLAN5Gx ac-VHT80 mode
EUT port	EUT2
Temperature	nom
Voltage	nom
Frequency low to test	False | Freq [MHz] 0
Frequency mid to test	True | Freq [MHz] 5210
Frequency high to test	False | Freq [MHz] 0
Auto control enabled power supply | Climatic Box	No | No
Additional path loss [dB]	0.5
Full path type	EUT_SA_GEN_SIG
Full path name	EUT2.SIG1/EUT2.SA/EUT2.GEN1/EUT2.GEN2/
Switch bits	00100010:00010001:00000000:00000001

Test at TX 5210 MHz

RESULT: Reference power cond.

DESCRIPTION	LOWER LIMIT	UPPER LIMIT	MEASURED	UNIT	VERDICT
Ref. power 1MHz/1MHz cond.	---	---	-5.75	dBm	INFO
Ref. frequency	---	---	5214.600	MHz	INFO

Evaluation max. duty cycle

DUTY CYCLE EVALUATION

DESCRIPTION	LOWER LIMIT	UPPER LIMIT	MEASURED	UNIT	VERDICT
Result summary					
Number of detected bursts: 266					
Duty cycle (burst Ratio) max	---	---	0.643	---	INFO
Duty cycle max	---	---	1.918	dB	INFO
Duty cycle (burst Ratio) min	---	---	0.471	---	INFO
Duty cycle min	---	---	3.27	dB	INFO
Max TX burst length	---	---	0.225	ms	INFO
Min gap length	---	---	0.125	ms	INFO
Max gap length	---	---	0.225	ms	INFO

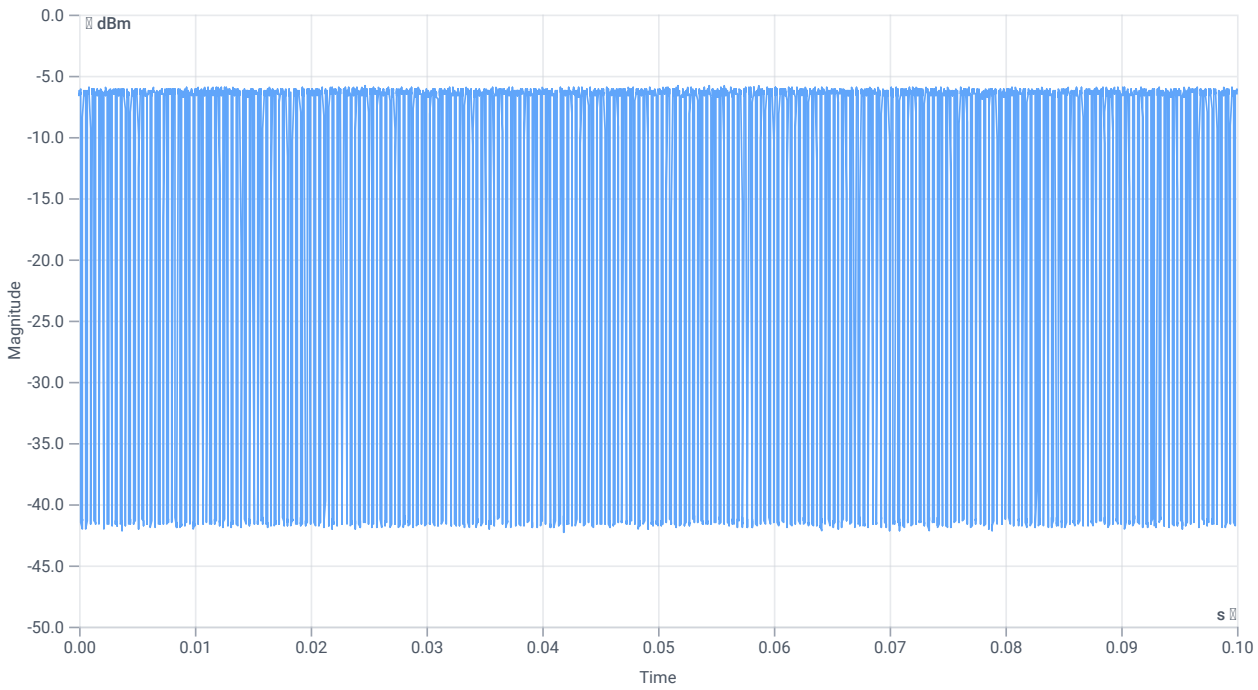

Duty cycle

Evaluation bandwidth

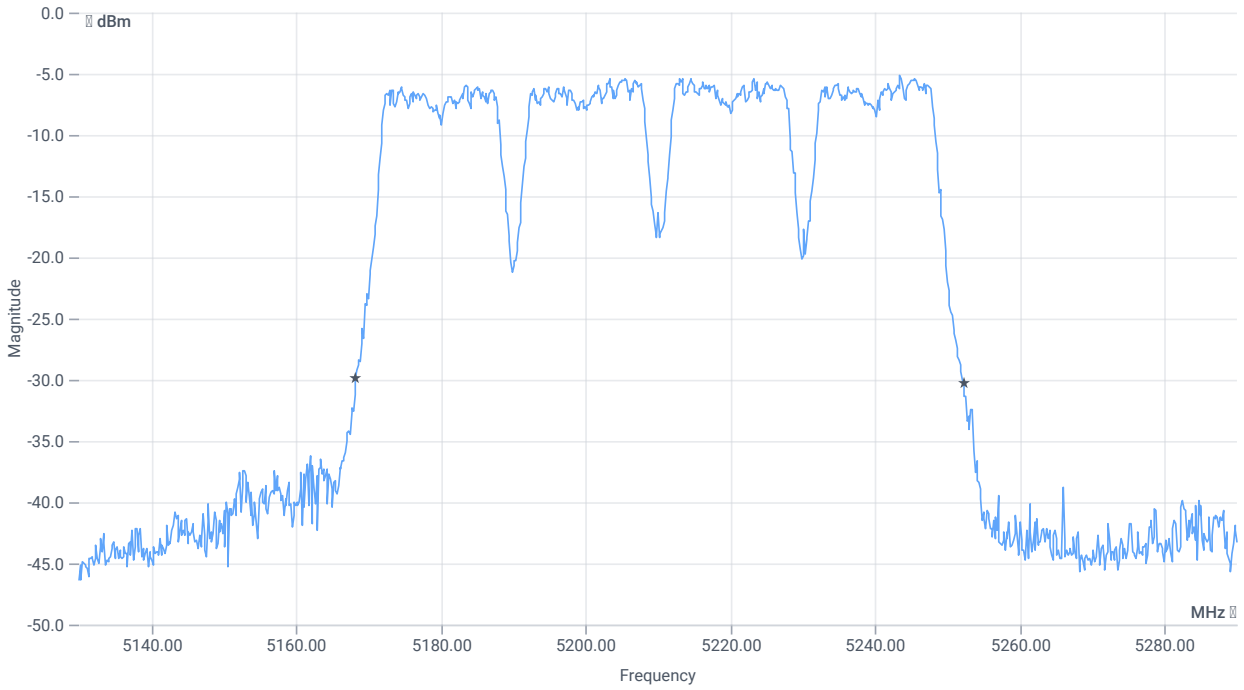

BW 26dB

RESULT

DESCRIPTION	LOWER LIMIT	UPPER LIMIT	MEASURED	UNIT	VERDICT
Bandwidth 26dB	---	---	84	MHz	INFO
T1 26dB	---	---	5168.2400	MHz	INFO
T2 26dB	---	---	5252.2400	MHz	INFO

Maximum Output Power

READ SA SETTINGS:

RefLevel [dBm] | RefLevelOffset [dB] | InpAtt [dB]	6.25 | 10.05 | 15
Start [MHz] | Stop [MHz]	5130.000 | 5290.000
RBW [MHz] | VBW [MHz]	1.000000 | 3.000000
Detector | TraceMode	RMS | MAXH
Sweep: time [ms] | count | points per Section | type	107000 | 1 | 320 | SWE

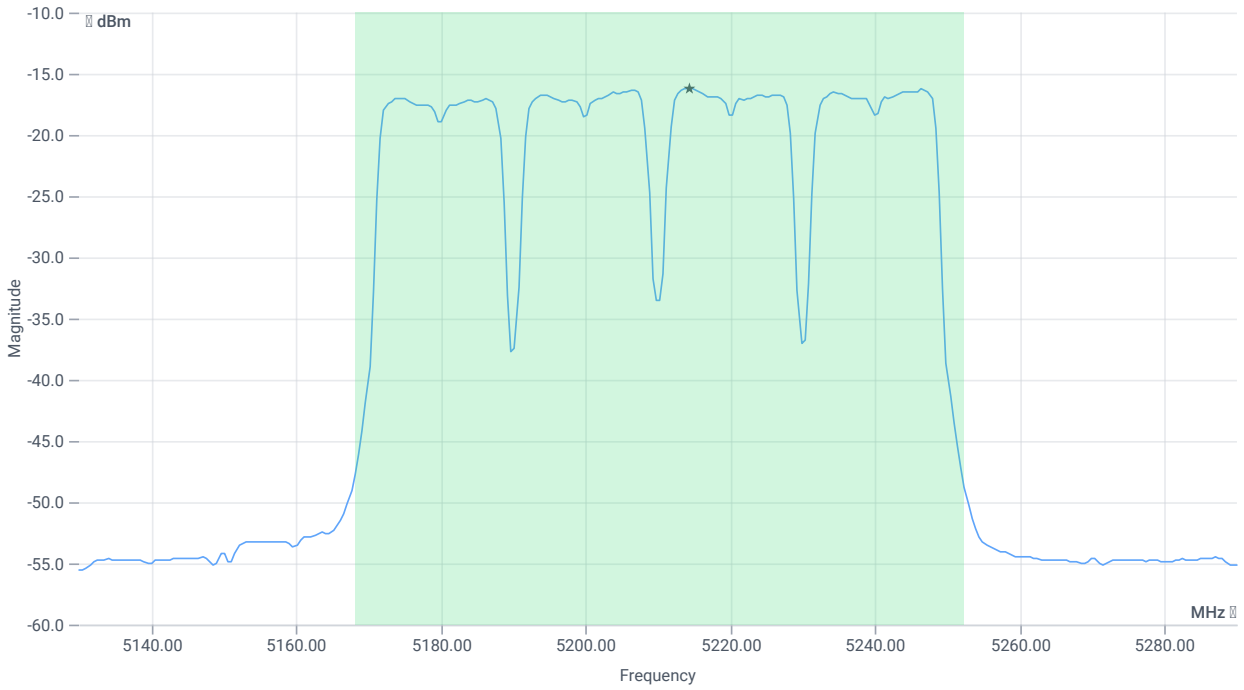

Max OP and PSD

RESULT

DESCRIPTION	LOWER LIMIT	UPPER LIMIT	MEASURED	UNIT	VERDICT
Max output power	---	---	0.92	dBm	INFO
Duty cycle correction	---	---	3.27	dB	INFO
Limit absolute					
Max output power DC corrected	---	24	4.19	dBm	PASS
Limit: 11 dBm + 10 log 84					
Max output power DC corrected	---	30.24	4.19	dBm	na

Power spectral density

RESULT

DESCRIPTION	LOWER LIMIT	UPPER LIMIT	MEASURED	UNIT	VERDICT
Power spectral density	---	---	-16.19	dBm/1MHz	INFO
Duty cycle correction	---	---	3.27	dB	INFO
Power spectral density DC corrected	---	11	-12.92	dBm/1MHz	PASS

Verdict
PASS

ISED RSS247 # Max output power and psd ~ WLAN5Gx ac-VHT80 mode U-NII-1

References

TC start	26.01.2024 18:29:27
Ambit temp [°C] | humidity [rel%]	26.8 | 30
System version	5.0.1.0
Standard | Version	ISED RSS247 | NI
Method	
Description	ISED Max Output Power & PSD - WLAN5Gx ac-VHT80 mode U-NII-1
Information	

EUT Common Settings WLAN5Gx

Number of antenna ports	1
User Interaction	No
Device class UNII_1	Client
Limit W52 japan	Standard

Equipment

Signal analyzer,Rohde&Schwarz,FSV-30,1321.3008K30/103170,3.60
Signaling unit,Rohde&Schwarz,CMW,1201.0002k75/102550,4.0.190
Switch matrix,cetecom advanced GmbH,USM,A001,1.0.0

Test Parameter

Technology to test	WLAN5Gx ac-VHT80 mode
EUT port	EUT1
Temperature	nom
Voltage	nom
Frequency low to test	False | Freq [MHz] 0
Frequency mid to test	True | Freq [MHz] 5210
Frequency high to test	False | Freq [MHz] 0
Auto control enabled power supply | Climatic Box	No | No
Additional path loss [dB]	0.5
Full path type	EUT_SA_GEN_SIG
Full path name	EUT1.SIG1/EUT1.SA/EUT1.GEN1/EUT1.GEN2/
Switch bits	00010001:00010001:00000000:00000001

Test at TX 5210 MHz

RESULT: Reference power cond.

DESCRIPTION	LOWER LIMIT	UPPER LIMIT	MEASURED	UNIT	VERDICT
Ref. power 1MHz/1MHz cond.	---	---	-5.18	dBm	INFO
Ref. frequency	---	---	5205.000	MHz	INFO

Evaluation max. duty cycle

DUTY CYCLE EVALUATION

DESCRIPTION	LOWER LIMIT	UPPER LIMIT	MEASURED	UNIT	VERDICT
Result summary					
Number of detected bursts: 267					
Duty cycle (burst Ratio) max	---	---	0.643	---	INFO
Duty cycle max	---	---	1.918	dB	INFO
Duty cycle (burst Ratio) min	---	---	0.471	---	INFO
Duty cycle min	---	---	3.27	dB	INFO
Max TX burst length	---	---	0.225	ms	INFO
Min gap length	---	---	0.125	ms	INFO
Max gap length	---	---	0.225	ms	INFO

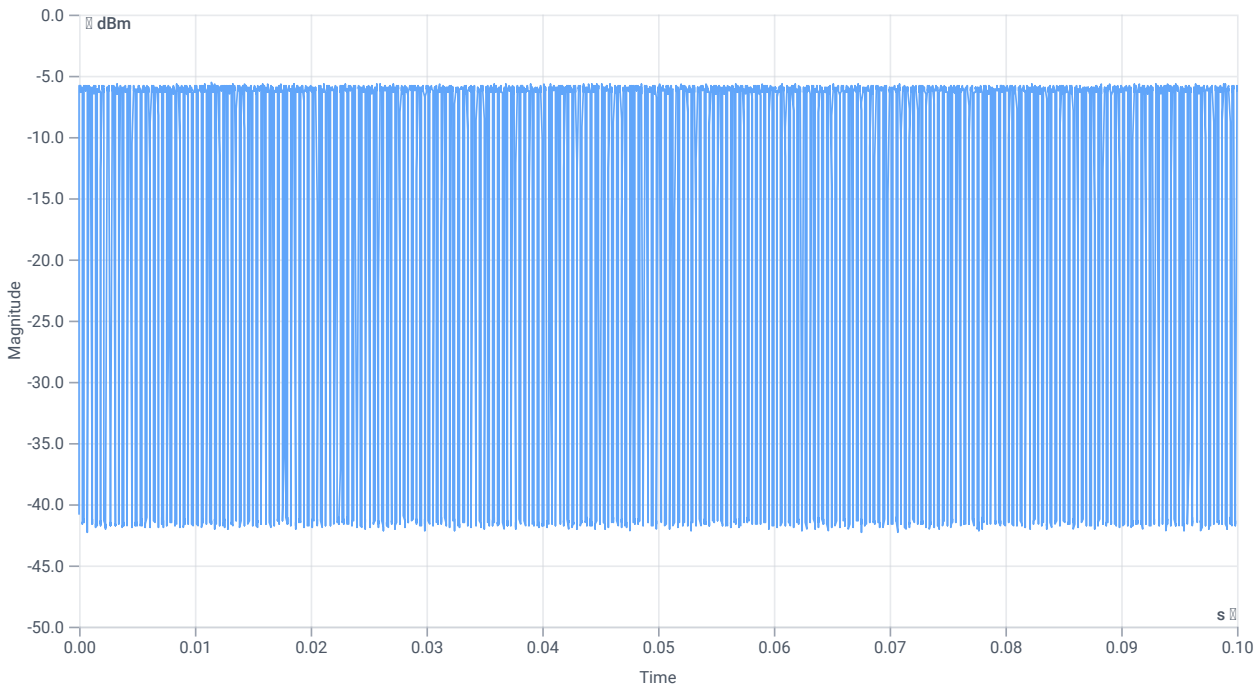

Duty cycle

Evaluation bandwidth

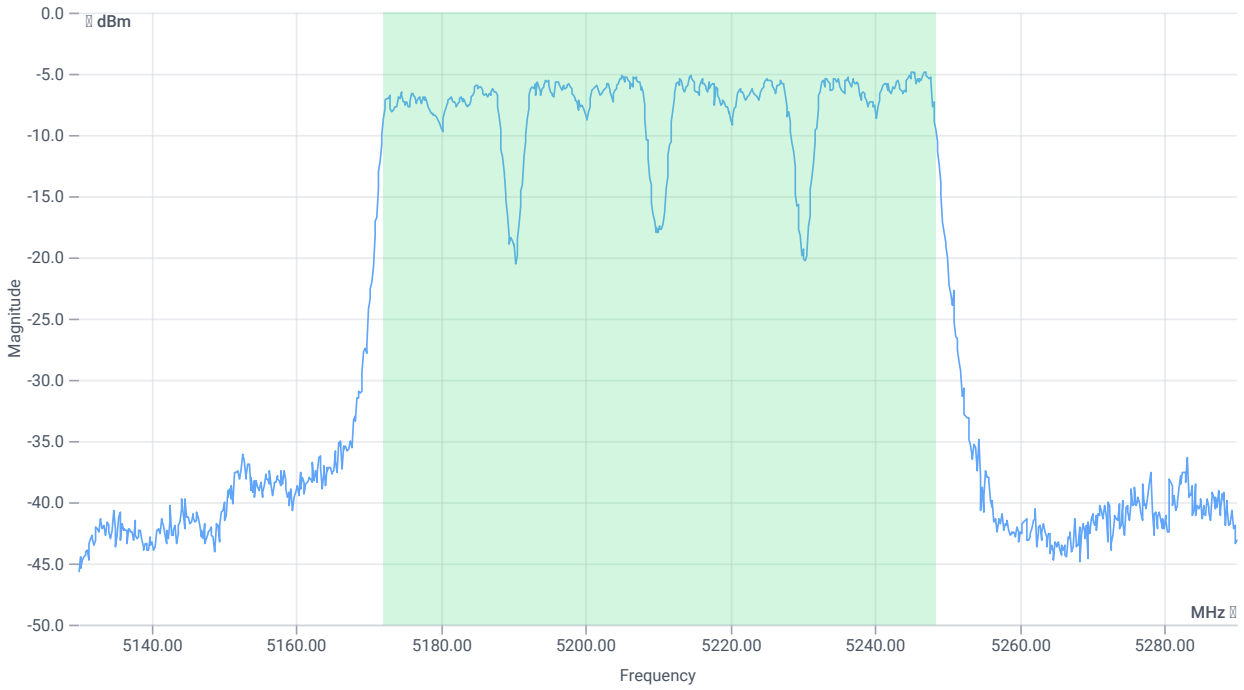

BW 99PCT

RESULT

DESCRIPTION	LOWER LIMIT	UPPER LIMIT	MEASURED	UNIT	VERDICT
Bandwidth 99%	---	---	76.244	MHz	INFO
T1 99%	---	---	5172.1179	MHz	INFO
T2 99%	---	---	5248.3616	MHz	INFO

Maximum Output Power

READ SA SETTINGS:

RefLevel [dBm] | RefLevelOffset [dB] | InpAtt [dB]	6.82 | 10.02 | 15
Start [MHz] | Stop [MHz]	5130.000 | 5290.000
RBW [MHz] | VBW [MHz]	1.000000 | 3.000000
Detector | TraceMode	RMS | MAXH
Sweep: time [ms] | count | points per Section | type	107000 | 1 | 320 | SWE

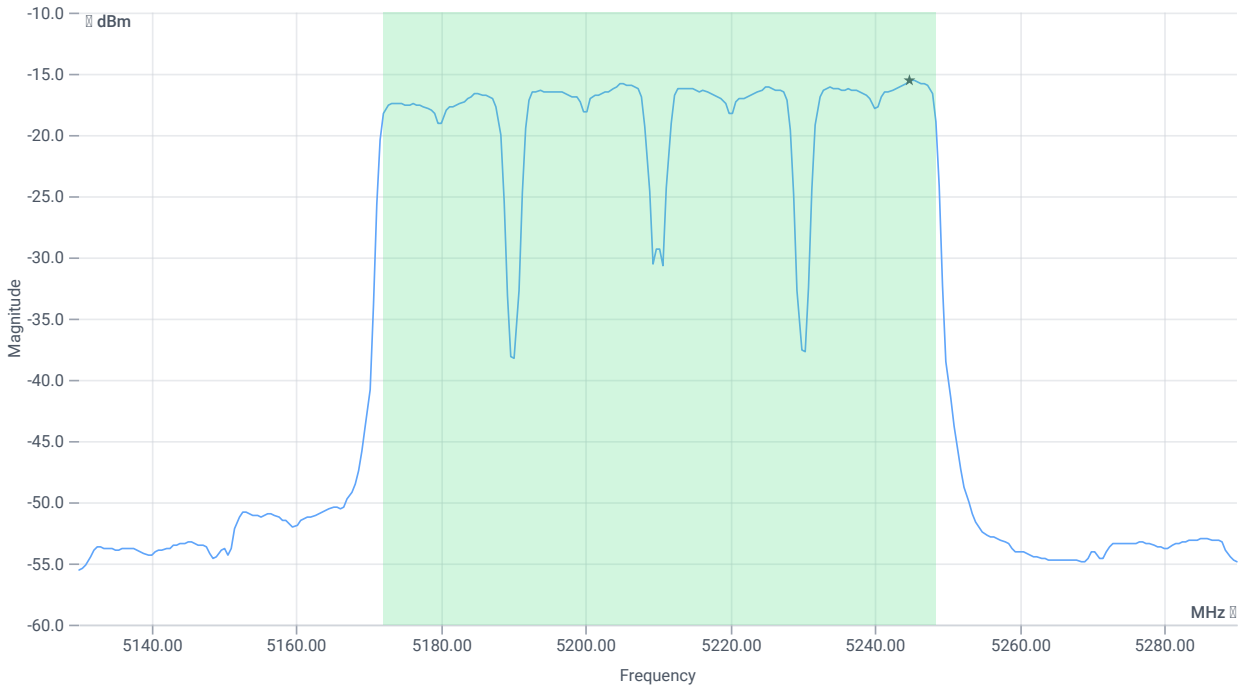

Max OP and PSD

RESULT

DESCRIPTION	LOWER LIMIT	UPPER LIMIT	MEASURED	UNIT	VERDICT
Max output power	---	---	1.21	dBm	INFO
Duty cycle correction	---	---	3.27	dB	INFO
Limit absolute					
Max output power DC corrected	---	24	4.48	dBm	na
Limit: 11 dBm + 10 log 76.244					
Max output power DC corrected	---	29.82	4.48	dBm	na

Power spectral density

RESULT

DESCRIPTION	LOWER LIMIT	UPPER LIMIT	MEASURED	UNIT	VERDICT
Power spectral density	---	---	-15.58	dBm/1MHz	INFO
Duty cycle correction	---	---	3.27	dB	INFO
Power spectral density DC corrected	---	11	-12.31	dBm/1MHz	PASS

Verdict
PASS

FCC 15.407 # Max output power and psd ~ WLAN5Gx ac-VHT80 mode U-NII-1

References

TC start	26.01.2024 18:26:54
Ambit temp [°C] | humidity [rel%]	26.8 | 30
System version	5.0.1.0
Standard | Version	FCC 15.407 | NI
Method	KDB789033 D02, F., E.2.e.
Description	FCC 15.407 Max Output Power & PSD - WLAN5Gx ac-VHT80 mode U-NII-1
Information	

EUT Common Settings WLAN5Gx

Number of antenna ports	1
User Interaction	No
Device class UNII_1	Client
Limit W52 japan	Standard

Equipment

Signal analyzer,Rohde&Schwarz,FSV-30,1321.3008K30/103170,3.60
Signaling unit,Rohde&Schwarz,CMW,1201.0002k75/102550,4.0.190
Switch matrix,cetecom advanced GmbH,USM,A001,1.0.0

Test Parameter

Technology to test	WLAN5Gx ac-VHT80 mode
EUT port	EUT1
Temperature	nom
Voltage	nom
Frequency low to test	False | Freq [MHz] 0
Frequency mid to test	True | Freq [MHz] 5210
Frequency high to test	False | Freq [MHz] 0
Auto control enabled power supply | Climatic Box	No | No
Additional path loss [dB]	0.5
Full path type	EUT_SA_GEN_SIG
Full path name	EUT1.SIG1/EUT1.SA/EUT1.GEN1/EUT1.GEN2/
Switch bits	00010001:00010001:00000000:00000001

Test at TX 5210 MHz

RESULT: Reference power cond.

DESCRIPTION	LOWER LIMIT	UPPER LIMIT	MEASURED	UNIT	VERDICT
Ref. power 1MHz/1MHz cond.	---	---	-5.75	dBm	INFO
Ref. frequency	---	---	5244.970	MHz	INFO

Evaluation max. duty cycle

DUTY CYCLE EVALUATION

DESCRIPTION	LOWER LIMIT	UPPER LIMIT	MEASURED	UNIT	VERDICT
Result summary					
Number of detected bursts: 265					
Duty cycle (burst Ratio) max	---	---	0.643	---	INFO
Duty cycle max	---	---	1.918	dB	INFO
Duty cycle (burst Ratio) min	---	---	0.471	---	INFO
Duty cycle min	---	---	3.27	dB	INFO
Max TX burst length	---	---	0.225	ms	INFO
Min gap length	---	---	0.125	ms	INFO
Max gap length	---	---	0.225	ms	INFO

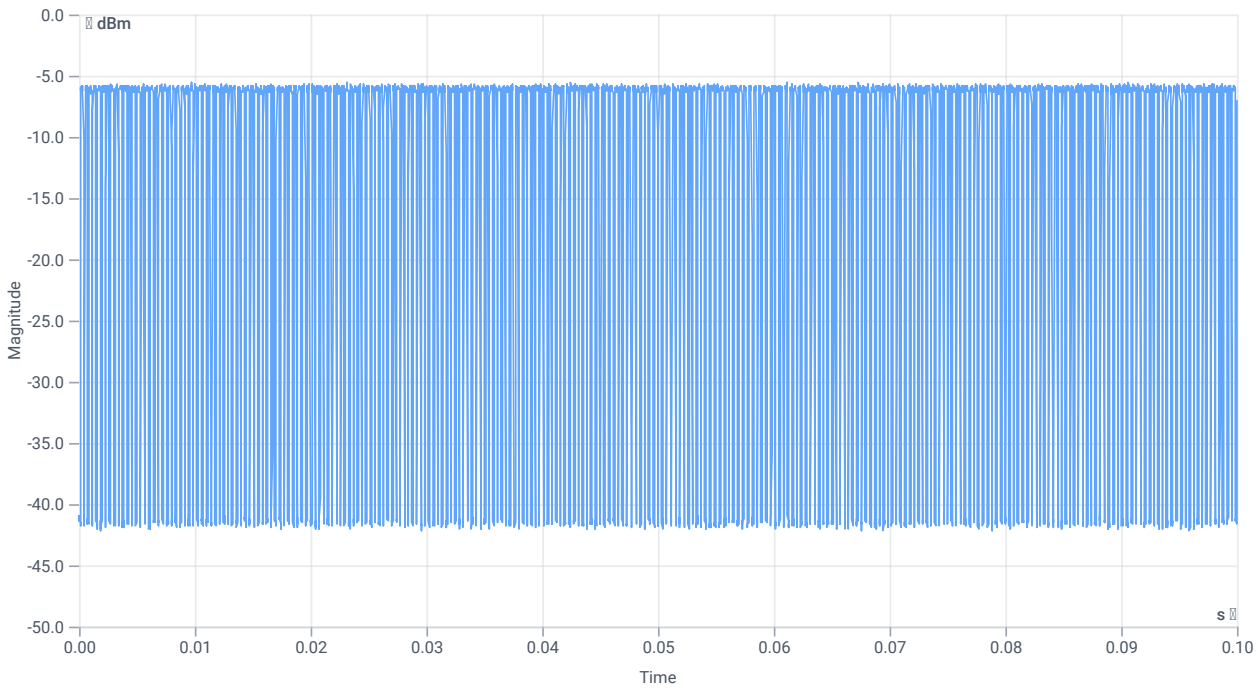

Duty cycle

Evaluation bandwidth

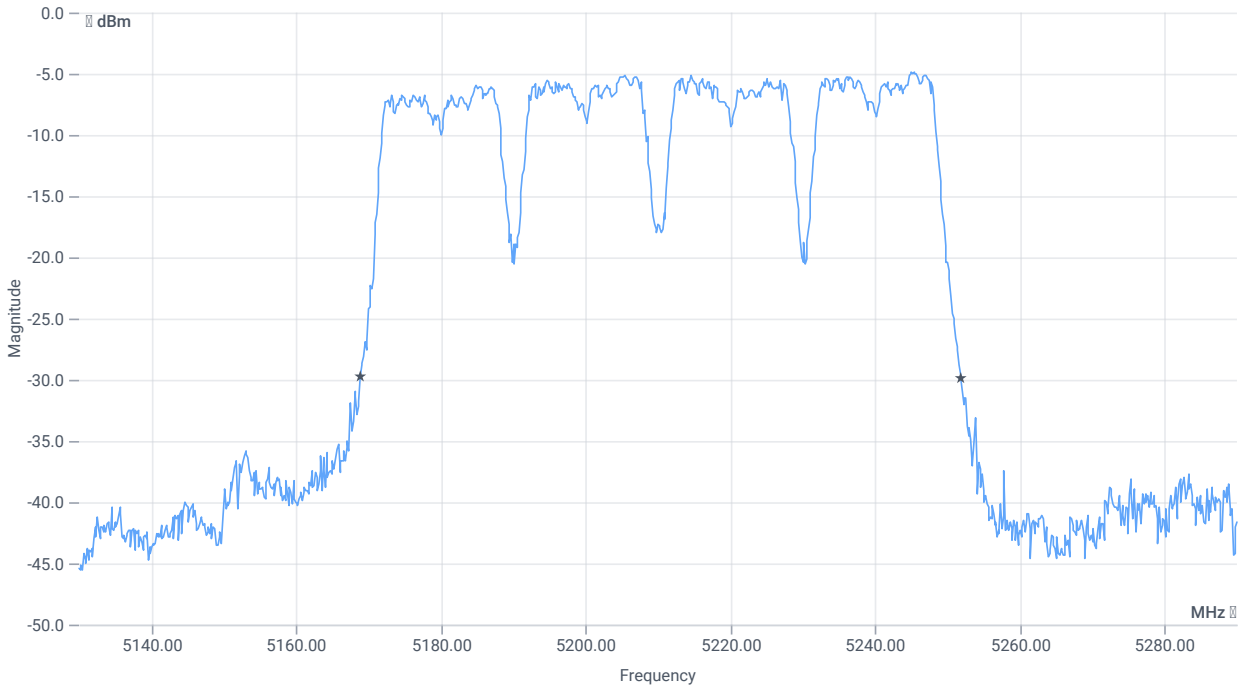

BW 26dB

RESULT

DESCRIPTION	LOWER LIMIT	UPPER LIMIT	MEASURED	UNIT	VERDICT
Bandwidth 26dB	---	---	83.04	MHz	INFO
T1 26dB	---	---	5168.8800	MHz	INFO
T2 26dB	---	---	5251.9200	MHz	INFO

Maximum Output Power

READ SA SETTINGS:

RefLevel [dBm] | RefLevelOffset [dB] | InpAtt [dB]	6.25 | 10.02 | 15
Start [MHz] | Stop [MHz]	5130.000 | 5290.000
RBW [MHz] | VBW [MHz]	1.000000 | 3.000000
Detector | TraceMode	RMS | MAXH
Sweep: time [ms] | count | points per Section | type	107000 | 1 | 320 | SWE

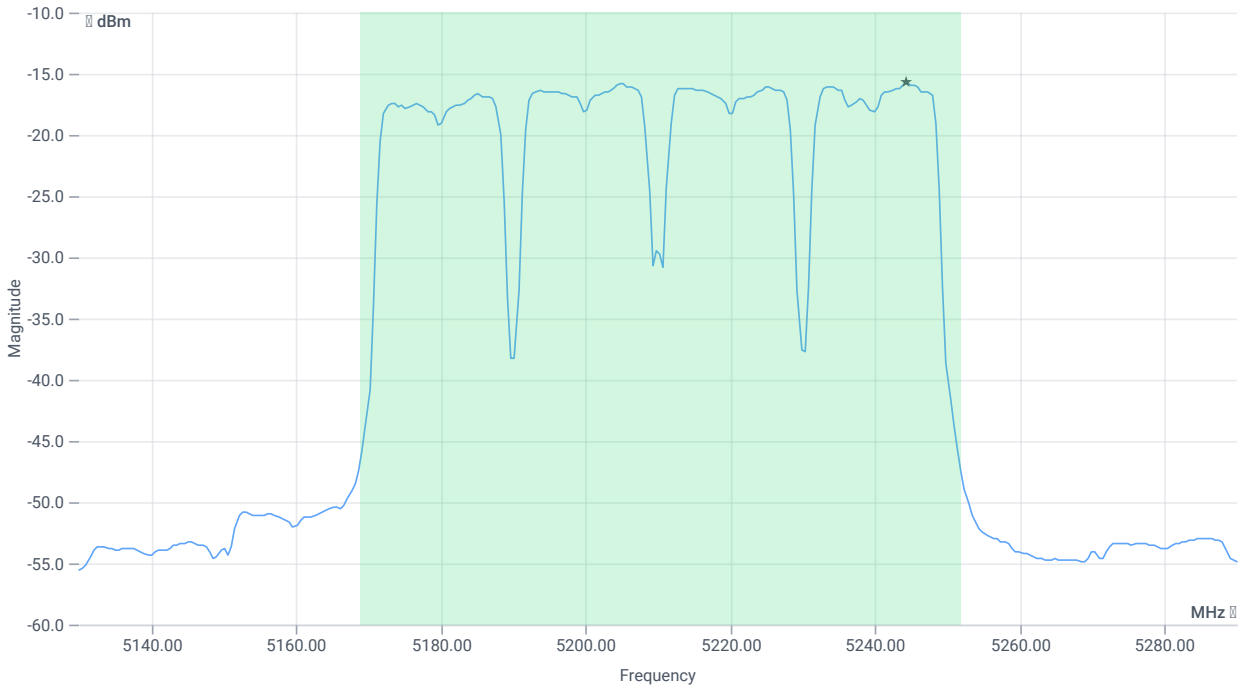

Max OP and PSD

RESULT

DESCRIPTION	LOWER LIMIT	UPPER LIMIT	MEASURED	UNIT	VERDICT
Max output power	---	---	1.14	dBm	INFO
Duty cycle correction	---	---	3.27	dB	INFO
Limit absolute					
Max output power DC corrected	---	24	4.41	dBm	PASS
Limit: 11 dBm + 10 log 83.04					
Max output power DC corrected	---	30.19	4.41	dBm	na

Power spectral density

RESULT

DESCRIPTION	LOWER LIMIT	UPPER LIMIT	MEASURED	UNIT	VERDICT
Power spectral density	---	---	-15.7	dBm/1MHz	INFO
Duty cycle correction	---	---	3.27	dB	INFO
Power spectral density DC corrected	---	11	-12.43	dBm/1MHz	PASS

Verdict
PASS

ISED RSS247 # Max output power and psd ~ WLAN5Gx n-HT40 mode U-NII-3

References

TC start	26.01.2024 18:18:14
Ambit temp [°C] | humidity [rel%]	26.7 | 33
System version	5.0.1.0
Standard | Version	ISED RSS247 | NI
Method	
Description	ISED Max Output Power & PSD - WLAN5Gx n-HT40 mode U-NII-3
Information	

EUT Common Settings WLAN5Gx

Number of antenna ports	1
User Interaction	No
Device class UNII_1	Client
Limit W52 japan	Standard

Equipment

Signal analyzer,Rohde&Schwarz,FSV-30,1321.3008K30/103170,3.60
Signaling unit,Rohde&Schwarz,CMW,1201.0002k75/102550,4.0.190
Switch matrix,cetecom advanced GmbH,USM,A001,1.0.0

Test Parameter

Technology to test	WLAN5Gx n-HT40 mode
EUT port	EUT2
Temperature	nom
Voltage	nom
Frequency low to test	False | Freq [MHz] 5755
Frequency mid to test	False | Freq [MHz] 0
Frequency high to test	True | Freq [MHz] 5795
Auto control enabled power supply | Climatic Box	No | No
Additional path loss [dB]	0.5
Full path type	EUT_SA_GEN_SIG
Full path name	EUT2.SIG1/EUT2.SA/EUT2.GEN1/EUT2.GEN2/
Switch bits	00100010:00010001:00000000:00000001

Test at TX 5795 MHz

RESULT: Reference power cond.

DESCRIPTION	LOWER LIMIT	UPPER LIMIT	MEASURED	UNIT	VERDICT
Ref. power 1MHz/1MHz cond.	---	---	-3.89	dBm	INFO
Ref. frequency	---	---	5779.420	MHz	INFO

Evaluation max. duty cycle

DUTY CYCLE EVALUATION

DESCRIPTION	LOWER LIMIT	UPPER LIMIT	MEASURED	UNIT	VERDICT
Result summary					
Number of detected bursts: 256					
Duty cycle (burst Ratio) max	---	---	0.643	---	INFO
Duty cycle max	---	---	1.918	dB	INFO
Duty cycle (burst Ratio) min	---	---	0.375	---	INFO
Duty cycle min	---	---	4.26	dB	INFO
Max TX burst length	---	---	0.225	ms	INFO
Min gap length	---	---	0.125	ms	INFO
Max gap length	---	---	0.375	ms	INFO

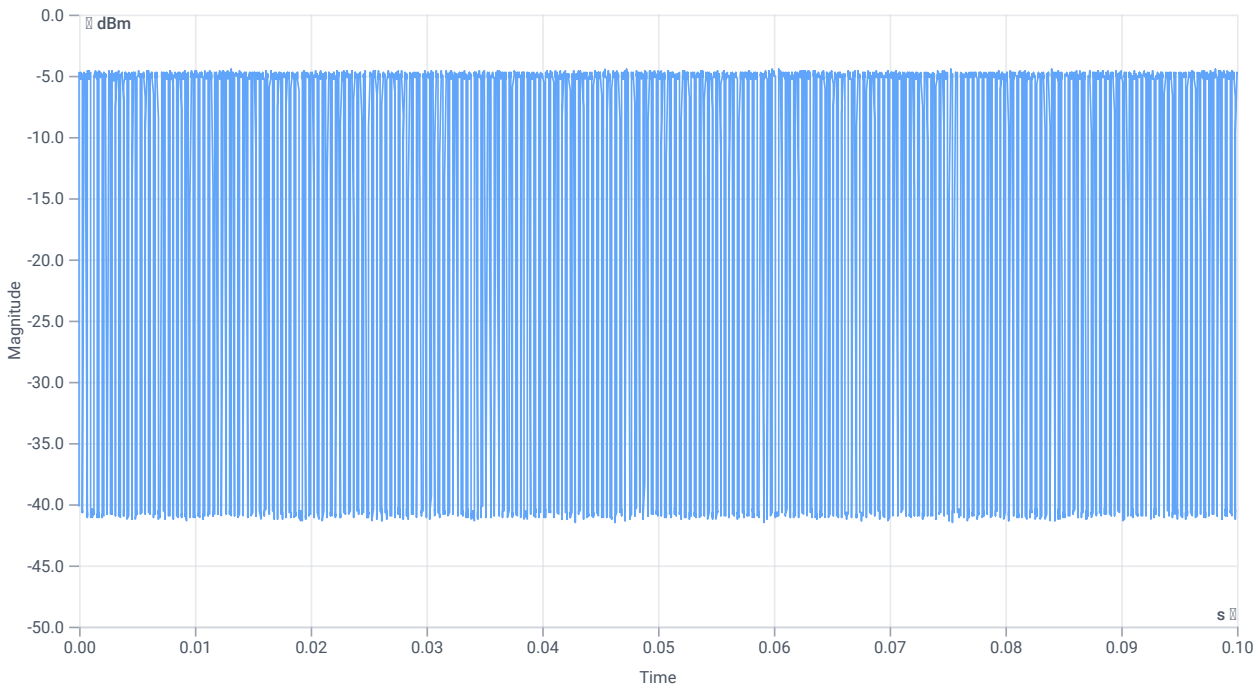

Duty cycle

Evaluation bandwidth

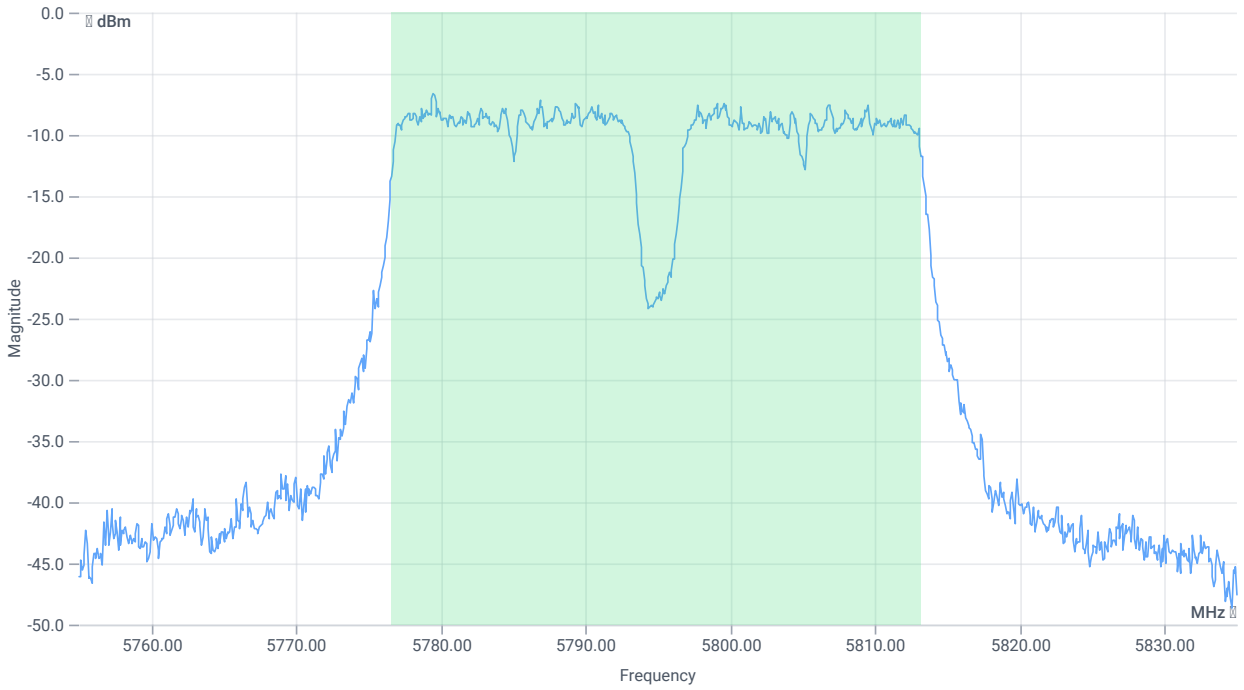

BW 99PCT

RESULT

DESCRIPTION	LOWER LIMIT	UPPER LIMIT	MEASURED	UNIT	VERDICT
Bandwidth 99%	---	---	36.603	MHz	INFO
T1 99%	---	---	5776.6184	MHz	INFO
T2 99%	---	---	5813.2218	MHz	INFO

Maximum Output Power

READ SA SETTINGS:

RefLevel [dBm] | RefLevelOffset [dB] | InpAtt [dB]	8.11 | 10.41 | 15
Start [MHz] | Stop [MHz]	5755.000 | 5835.000
RBW [MHz] | VBW [MHz]	1.000000 | 3.000000
Detector | TraceMode	RMS | MAXH
Sweep: time [ms] | count | points per Section | type	53700 | 1 | 161 | SWE

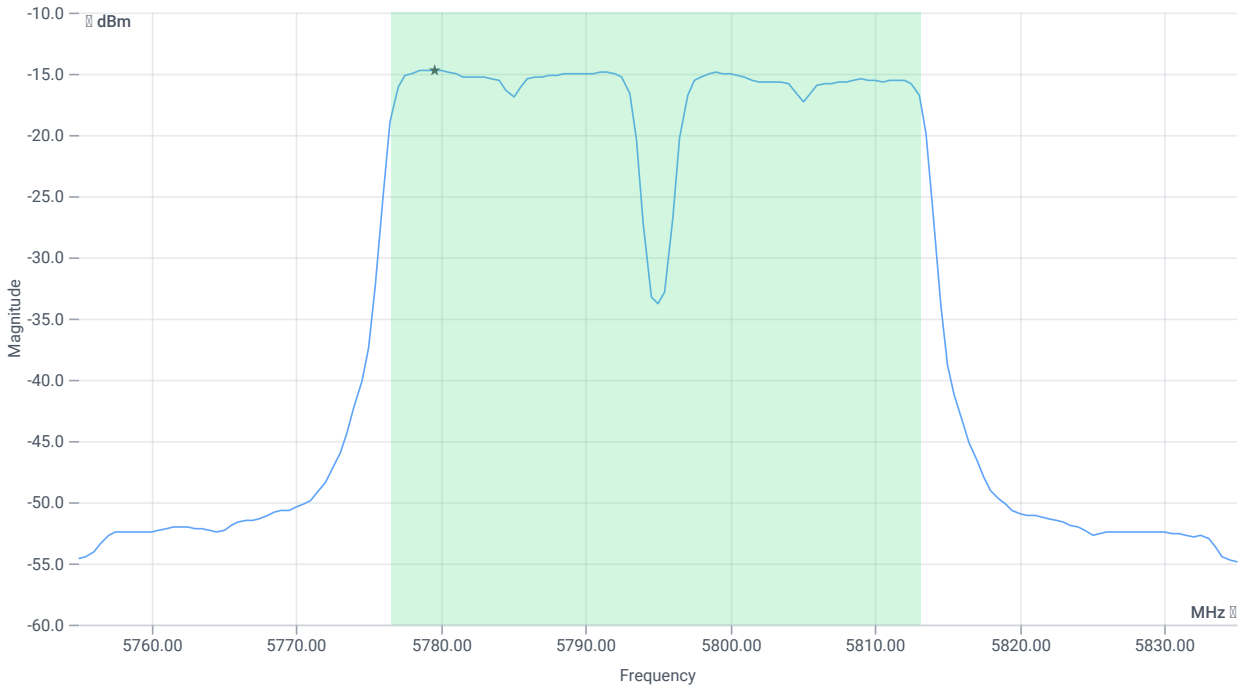

Max OP and PSD

RESULT

DESCRIPTION	LOWER LIMIT	UPPER LIMIT	MEASURED	UNIT	VERDICT
Max output power	---	---	-0.5	dBm	INFO
Duty cycle correction	---	---	4.26	dB	INFO
Limit absolute					
Max output power DC corrected	---	30	3.76	dBm	PASS
Limit: 11 dBm + 10 log 36.603					
Max output power DC corrected	---	26.64	3.76	dBm	na

Power Spectral Density U-NII-3

READ SA SETTINGS:

RefLevel [dBm] | RefLevelOffset [dB] | InpAtt [dB]	8.11 | 10.41 | 15
Start [MHz] | Stop [MHz]	5755.000 | 5835.000
RBW [MHz] | VBW [MHz]	0.500000 | 3.000000
Detector | TraceMode	RMS | MAXH
Sweep: time [ms] | count | points per Section | type	53700 | 1 | 161 | SWE

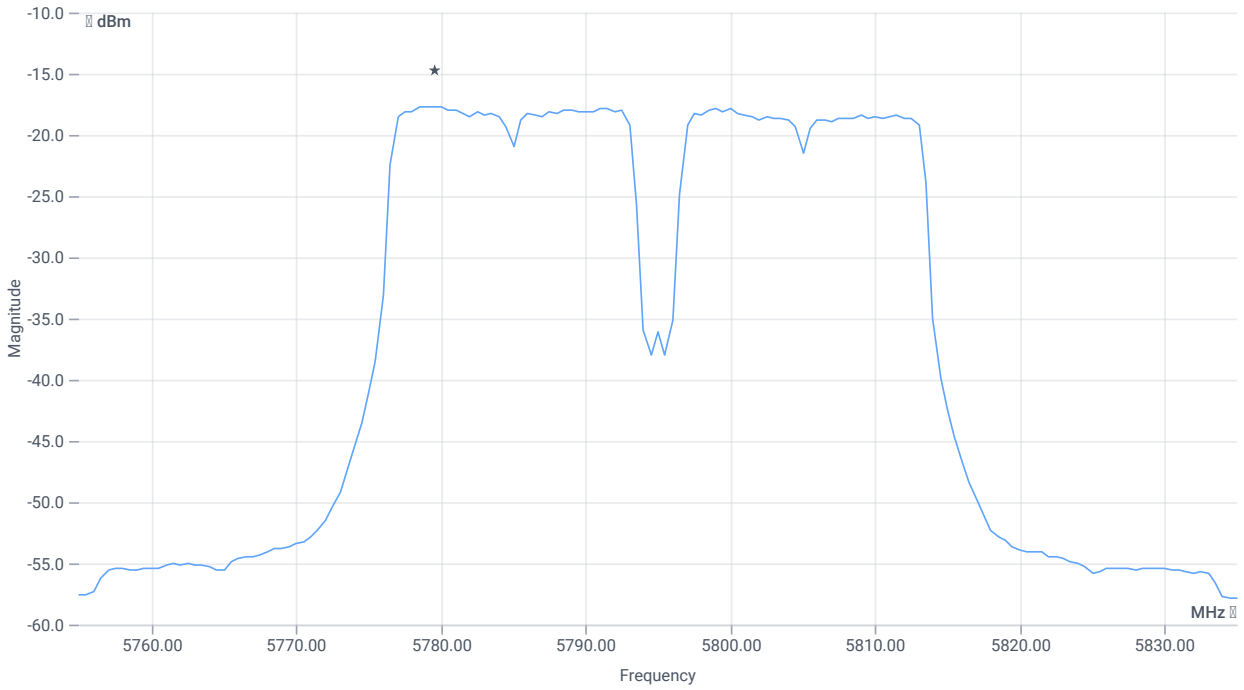

PSD UNII-3

RESULT

DESCRIPTION	LOWER LIMIT	UPPER LIMIT	MEASURED	UNIT	VERDICT
Power spectral density	---	---	-17.65	dBm/0.5MHz	INFO
Duty cycle correction	---	---	4.26	dB	INFO
Power spectral density DC corrected	---	30	-13.39	dBm/0.5MHz	PASS

Verdict
PASS

FCC 15.407 # Max output power and psd ~ WLAN5Gx n-HT40 mode U-NII-3

References

TC start	26.01.2024 18:15:47
Ambit temp [°C] | humidity [rel%]	26.7 | 33
System version	5.0.1.0
Standard | Version	FCC 15.407 | NI
Method	KDB789033 D02, F., E.2.e.
Description	FCC 15.407 Max Output Power & PSD - WLAN5Gx n-HT40 mode U-NII-3
Information	

EUT Common Settings WLAN5Gx

Number of antenna ports	1
User Interaction	No
Device class UNII_1	Client
Limit W52 japan	Standard

Equipment

Signal analyzer,Rohde&Schwarz,FSV-30,1321.3008K30/103170,3.60
Signaling unit,Rohde&Schwarz,CMW,1201.0002k75/102550,4.0.190
Switch matrix,cetecom advanced GmbH,USM,A001,1.0.0

Test Parameter

Technology to test	WLAN5Gx n-HT40 mode
EUT port	EUT2
Temperature	nom
Voltage	nom
Frequency low to test	False | Freq [MHz] 5755
Frequency mid to test	False | Freq [MHz] 0
Frequency high to test	True | Freq [MHz] 5795
Auto control enabled power supply | Climatic Box	No | No
Additional path loss [dB]	0.5
Full path type	EUT_SA_GEN_SIG
Full path name	EUT2.SIG1/EUT2.SA/EUT2.GEN1/EUT2.GEN2/
Switch bits	00100010:00010001:00000000:00000001

Test at TX 5795 MHz

RESULT: Reference power cond.

DESCRIPTION	LOWER LIMIT	UPPER LIMIT	MEASURED	UNIT	VERDICT
Ref. power 1MHz/1MHz cond.	---	---	-4.34	dBm	INFO
Ref. frequency	---	---	5809.990	MHz	INFO

Evaluation max. duty cycle

DUTY CYCLE EVALUATION

DESCRIPTION	LOWER LIMIT	UPPER LIMIT	MEASURED	UNIT	VERDICT
Result summary					
Number of detected bursts: 255					
Duty cycle (burst Ratio) max	---	---	0.643	---	INFO
Duty cycle max	---	---	1.918	dB	INFO
Duty cycle (burst Ratio) min	---	---	0.429	---	INFO
Duty cycle min	---	---	3.675	dB	INFO
Max TX burst length	---	---	0.225	ms	INFO
Min gap length	---	---	0.125	ms	INFO
Max gap length	---	---	0.3	ms	INFO

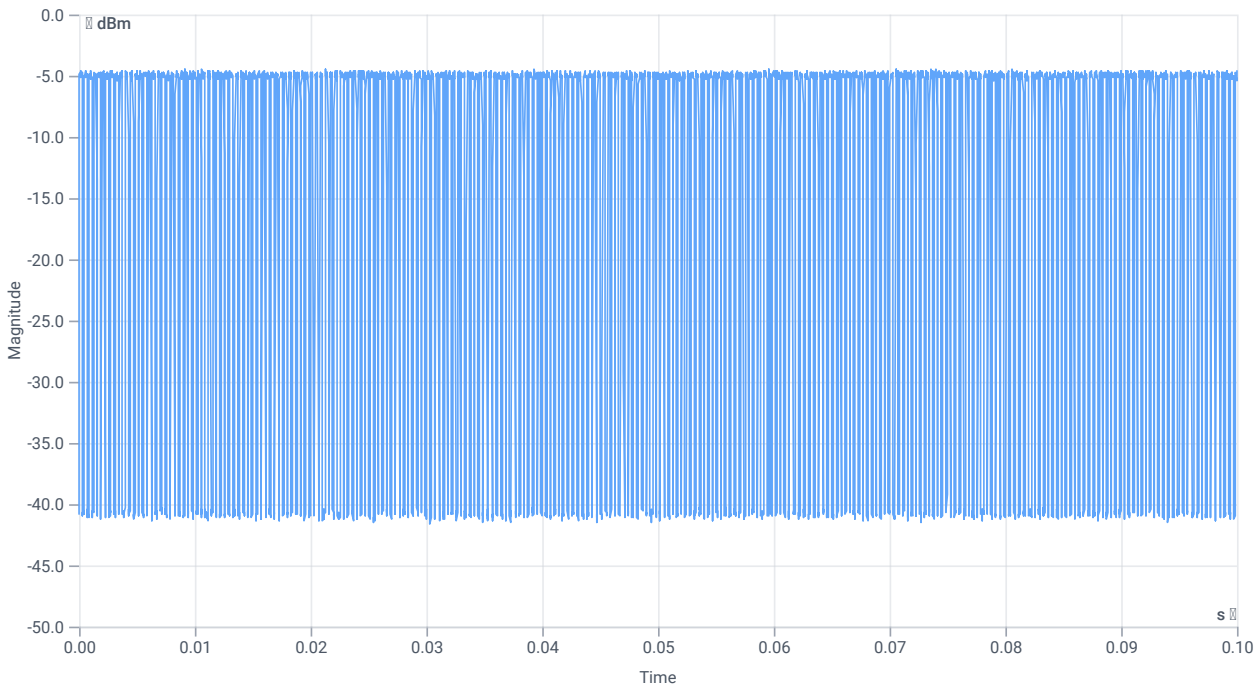

Duty cycle

Evaluation bandwidth

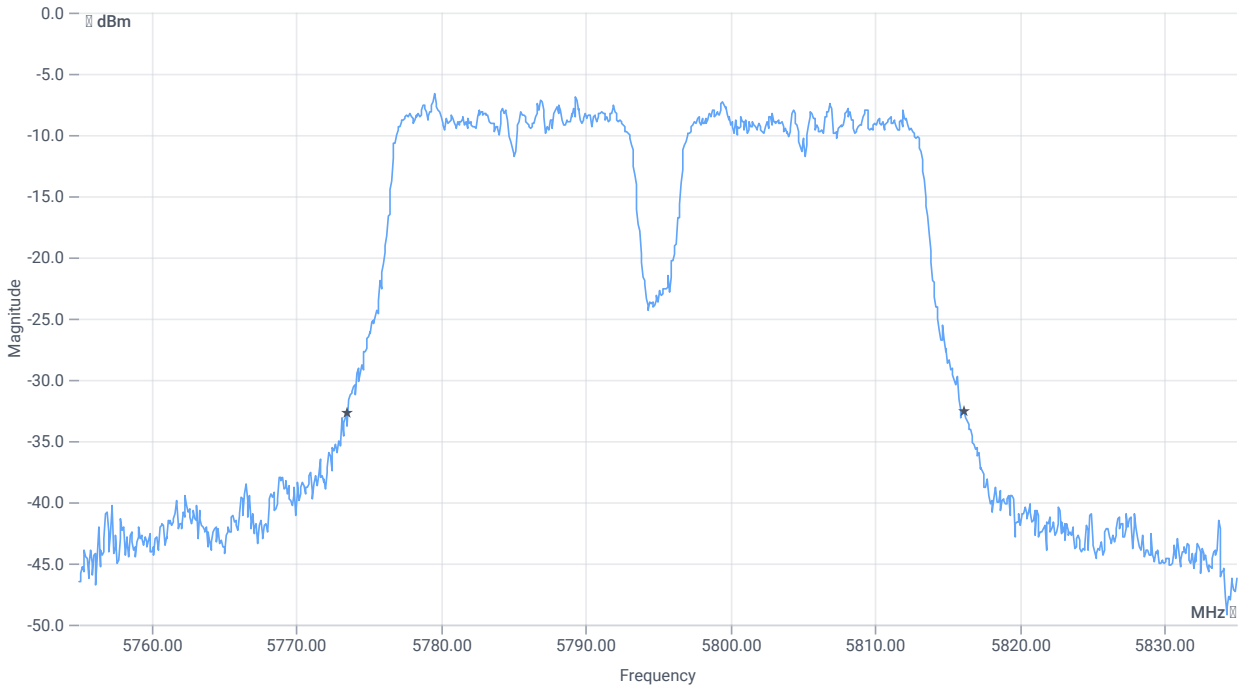

BW 26dB

RESULT

DESCRIPTION	LOWER LIMIT	UPPER LIMIT	MEASURED	UNIT	VERDICT
Bandwidth 26dB	---	---	42.72	MHz	INFO
T1 26dB	---	---	5773.4800	MHz	INFO
T2 26dB	---	---	5816.2000	MHz	INFO

Maximum Output Power

READ SA SETTINGS:

RefLevel [dBm] | RefLevelOffset [dB] | InpAtt [dB]	7.66 | 10.41 | 15
Start [MHz] | Stop [MHz]	5755.000 | 5835.000
RBW [MHz] | VBW [MHz]	1.000000 | 3.000000
Detector | TraceMode	RMS | MAXH
Sweep: time [ms] | count | points per Section | type	53700 | 1 | 161 | SWE

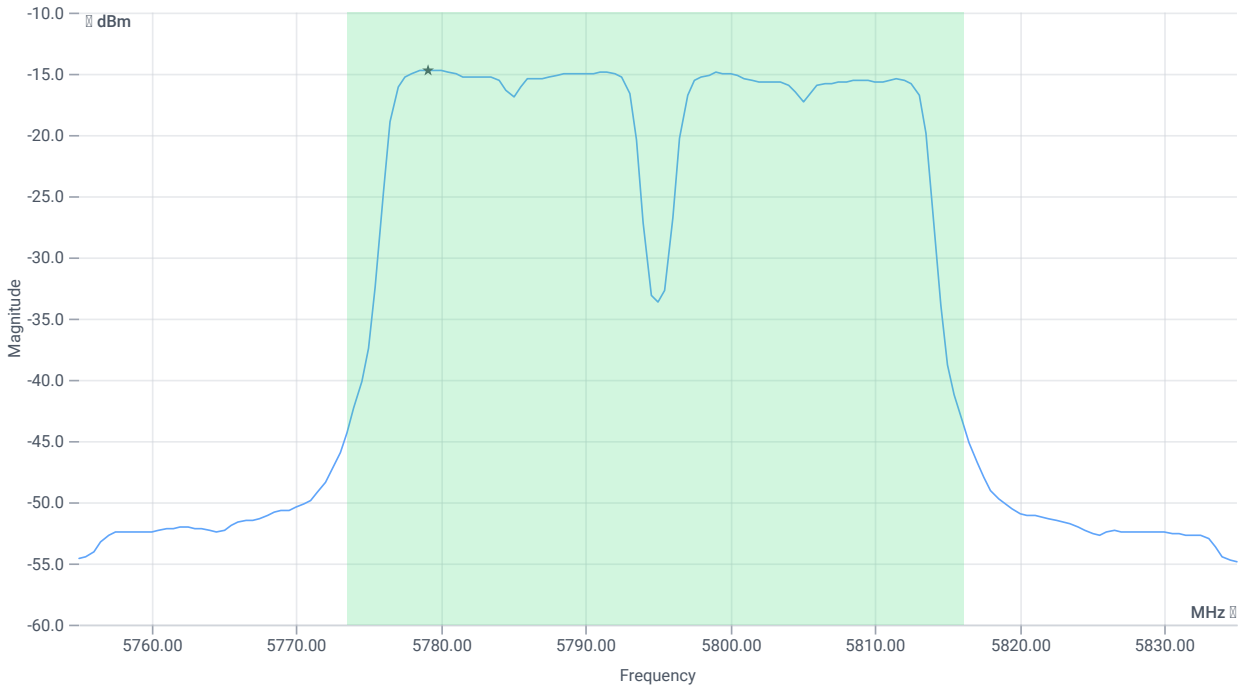

Max OP and PSD

RESULT

DESCRIPTION	LOWER LIMIT	UPPER LIMIT	MEASURED	UNIT	VERDICT
Max output power	---	---	-0.46	dBm	INFO
Duty cycle correction	---	---	3.68	dB	INFO
Limit absolute					
Max output power DC corrected	---	30	3.22	dBm	PASS
Limit: 11 dBm + 10 log 42.72					
Max output power DC corrected	---	27.31	3.22	dBm	na

Power Spectral Density U-NII-3

READ SA SETTINGS:

RefLevel [dBm] | RefLevelOffset [dB] | InpAtt [dB]	7.66 | 10.41 | 15
Start [MHz] | Stop [MHz]	5755.000 | 5835.000
RBW [MHz] | VBW [MHz]	0.500000 | 3.000000
Detector | TraceMode	RMS | MAXH
Sweep: time [ms] | count | points per Section | type	53700 | 1 | 161 | SWE

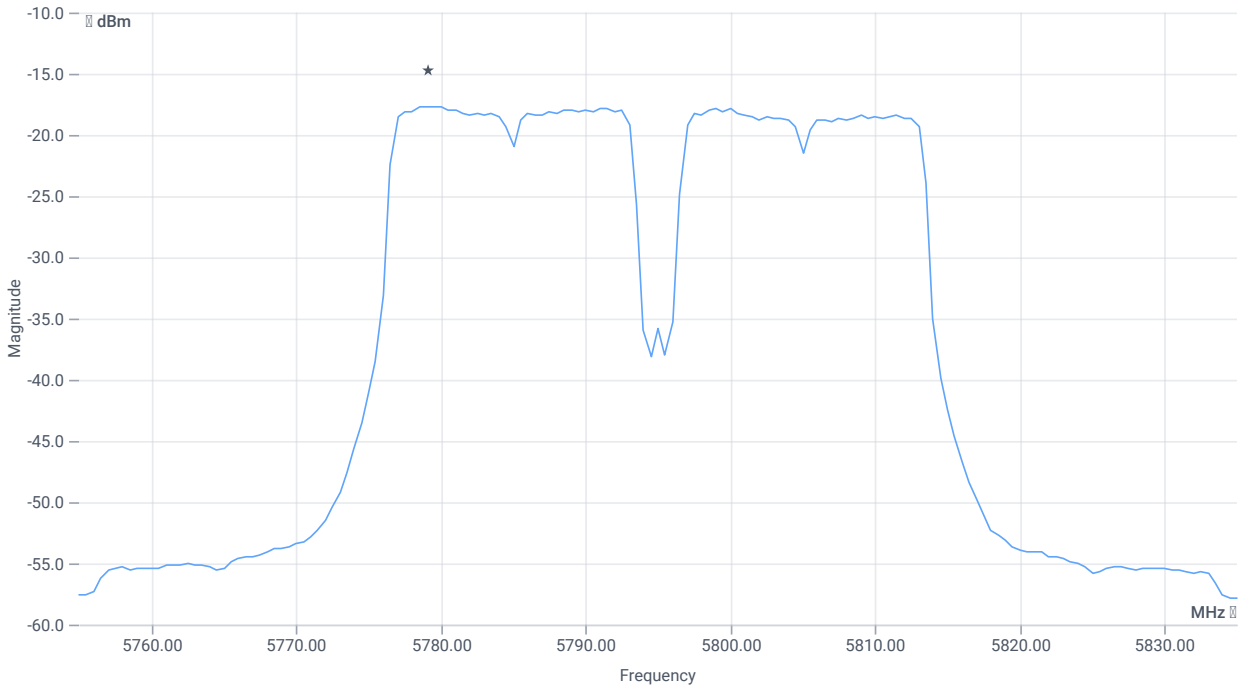

PSD UNII-3

RESULT

DESCRIPTION	LOWER LIMIT	UPPER LIMIT	MEASURED	UNIT	VERDICT
Power spectral density	---	---	-17.65	dBm/0.5MHz	INFO
Duty cycle correction	---	---	3.68	dB	INFO
Power spectral density DC corrected	---	30	-13.97	dBm/0.5MHz	PASS

Verdict
PASS

ISED RSS247 # Max output power and psd ~ WLAN5Gx n-HT40 mode U-NII-3

References

TC start	26.01.2024 18:11:15
Ambit temp [°C] | humidity [rel%]	26.7 | 33
System version	5.0.1.0
Standard | Version	ISED RSS247 | NI
Method	
Description	ISED Max Output Power & PSD - WLAN5Gx n-HT40 mode U-NII-3
Information	

EUT Common Settings WLAN5Gx

Number of antenna ports	1
User Interaction	No
Device class UNII_1	Client
Limit W52 japan	Standard

Equipment

Signal analyzer,Rohde&Schwarz,FSV-30,1321.3008K30/103170,3.60
Signaling unit,Rohde&Schwarz,CMW,1201.0002k75/102550,4.0.190
Switch matrix,cetecom advanced GmbH,USM,A001,1.0.0

Test Parameter

Technology to test	WLAN5Gx n-HT40 mode
EUT port	EUT1
Temperature	nom
Voltage	nom
Frequency low to test	False | Freq [MHz] 5755
Frequency mid to test	False | Freq [MHz] 0
Frequency high to test	True | Freq [MHz] 5795
Auto control enabled power supply | Climatic Box	No | No
Additional path loss [dB]	0.5
Full path type	EUT_SA_GEN_SIG
Full path name	EUT1.SIG1/EUT1.SA/EUT1.GEN1/EUT1.GEN2/
Switch bits	00010001:00010001:00000000:00000001

Test at TX 5795 MHz

RESULT: Reference power cond.

DESCRIPTION	LOWER LIMIT	UPPER LIMIT	MEASURED	UNIT	VERDICT
Ref. power 1MHz/1MHz cond.	---	---	-3.07	dBm	INFO
Ref. frequency	---	---	5778.020	MHz	INFO

Evaluation max. duty cycle

DUTY CYCLE EVALUATION

DESCRIPTION	LOWER LIMIT	UPPER LIMIT	MEASURED	UNIT	VERDICT
Result summary					
Number of detected bursts: 257					
Duty cycle (burst Ratio) max	---	---	0.643	---	INFO
Duty cycle max	---	---	1.918	dB	INFO
Duty cycle (burst Ratio) min	---	---	0.421	---	INFO
Duty cycle min	---	---	3.757	dB	INFO
Max TX burst length	---	---	0.225	ms	INFO
Min gap length	---	---	0.125	ms	INFO
Max gap length	---	---	0.3	ms	INFO

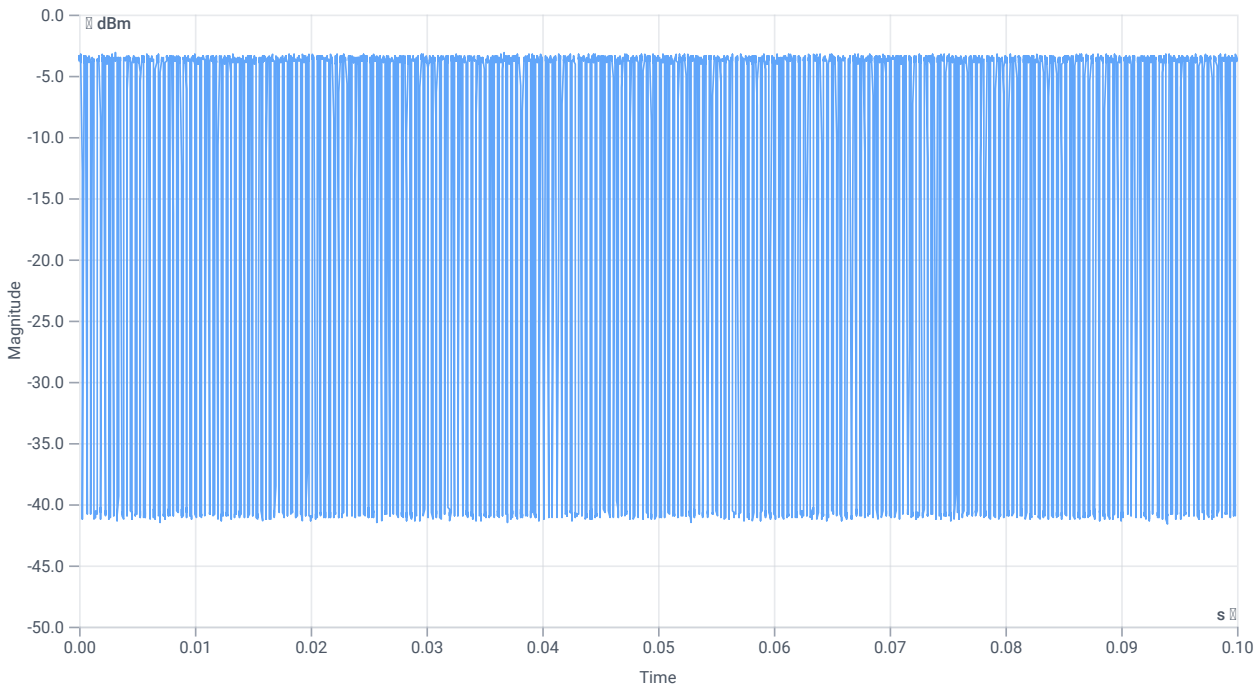

Duty cycle

Evaluation bandwidth

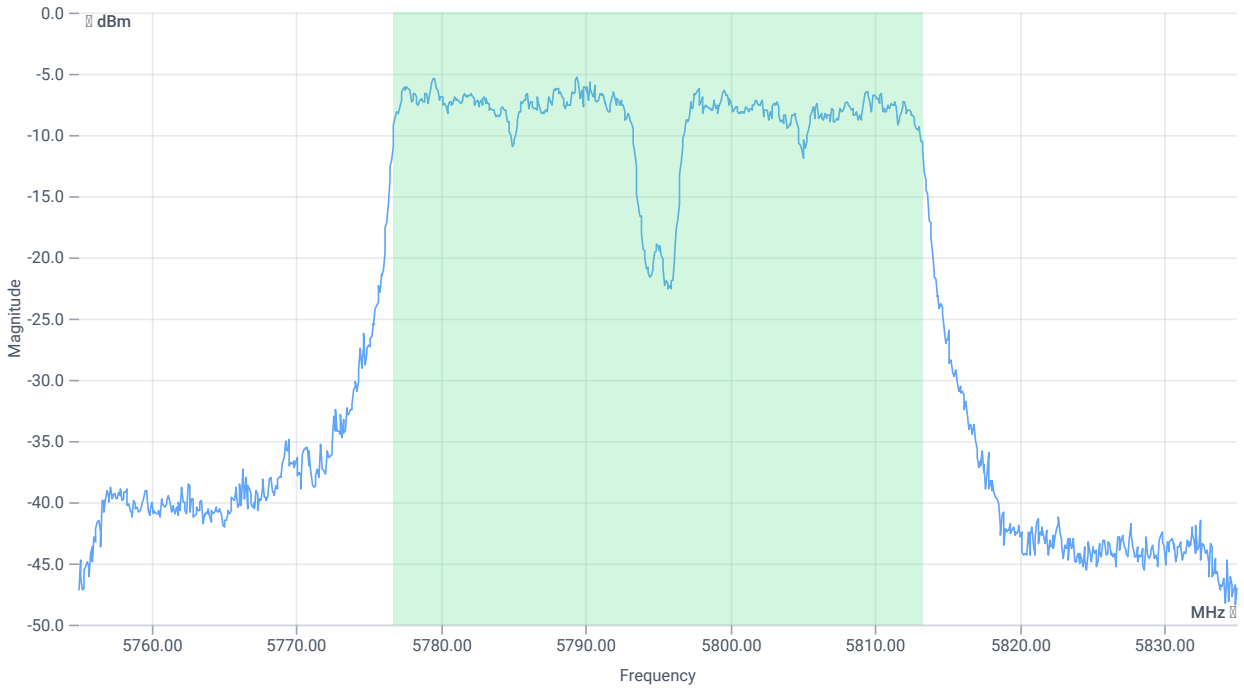

BW 99PCT

RESULT

DESCRIPTION	LOWER LIMIT	UPPER LIMIT	MEASURED	UNIT	VERDICT
Bandwidth 99%	---	---	36.603	MHz	INFO
T1 99%	---	---	5776.6983	MHz	INFO
T2 99%	---	---	5813.3017	MHz	INFO

Maximum Output Power

READ SA SETTINGS:

RefLevel [dBm] | RefLevelOffset [dB] | InpAtt [dB]	8.93 | 10.37 | 15
Start [MHz] | Stop [MHz]	5755.000 | 5835.000
RBW [MHz] | VBW [MHz]	1.000000 | 3.000000
Detector | TraceMode	RMS | MAXH
Sweep: time [ms] | count | points per Section | type	53700 | 1 | 161 | SWE

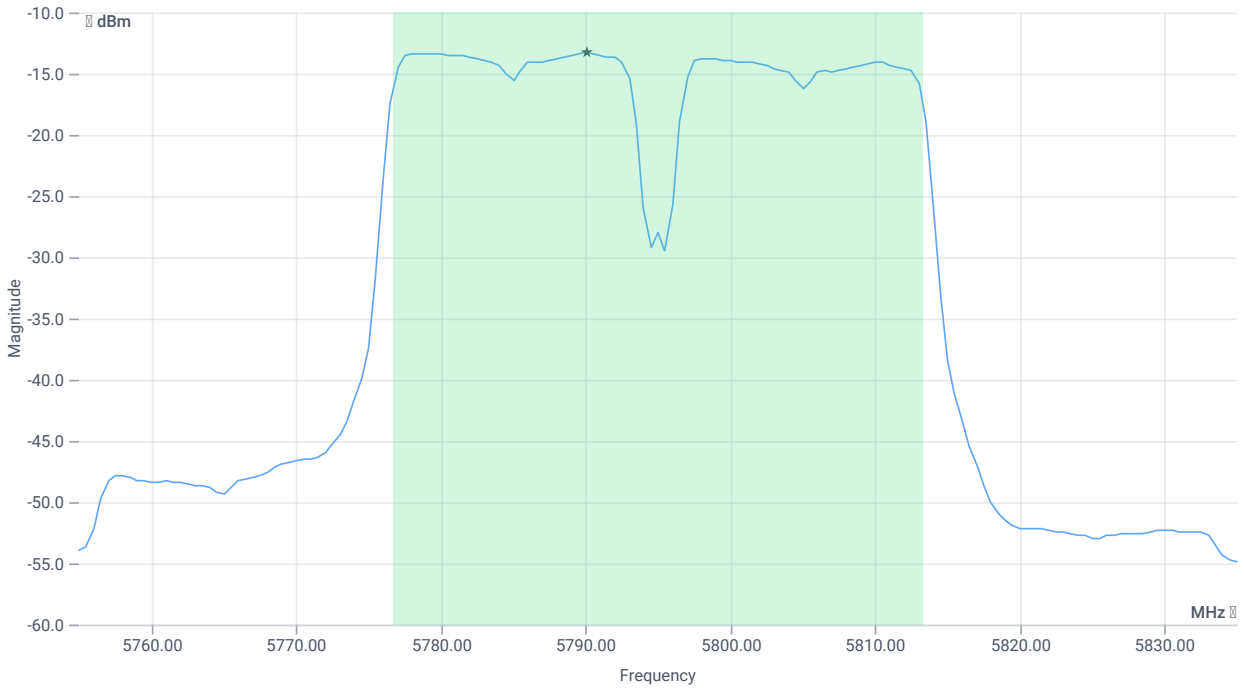

Max OP and PSD

RESULT

DESCRIPTION	LOWER LIMIT	UPPER LIMIT	MEASURED	UNIT	VERDICT
Max output power	---	---	0.81	dBm	INFO
Duty cycle correction	---	---	3.76	dB	INFO
Limit absolute					
Max output power DC corrected	---	30	4.57	dBm	PASS
Limit: 11 dBm + 10 log 36.603					
Max output power DC corrected	---	26.64	4.57	dBm	na

Power Spectral Density U-NII-3

READ SA SETTINGS:

RefLevel [dBm] | RefLevelOffset [dB] | InpAtt [dB]	8.93 | 10.37 | 15
Start [MHz] | Stop [MHz]	5755.000 | 5835.000
RBW [MHz] | VBW [MHz]	0.500000 | 3.000000
Detector | TraceMode	RMS | MAXH
Sweep: time [ms] | count | points per Section | type	53700 | 1 | 161 | SWE

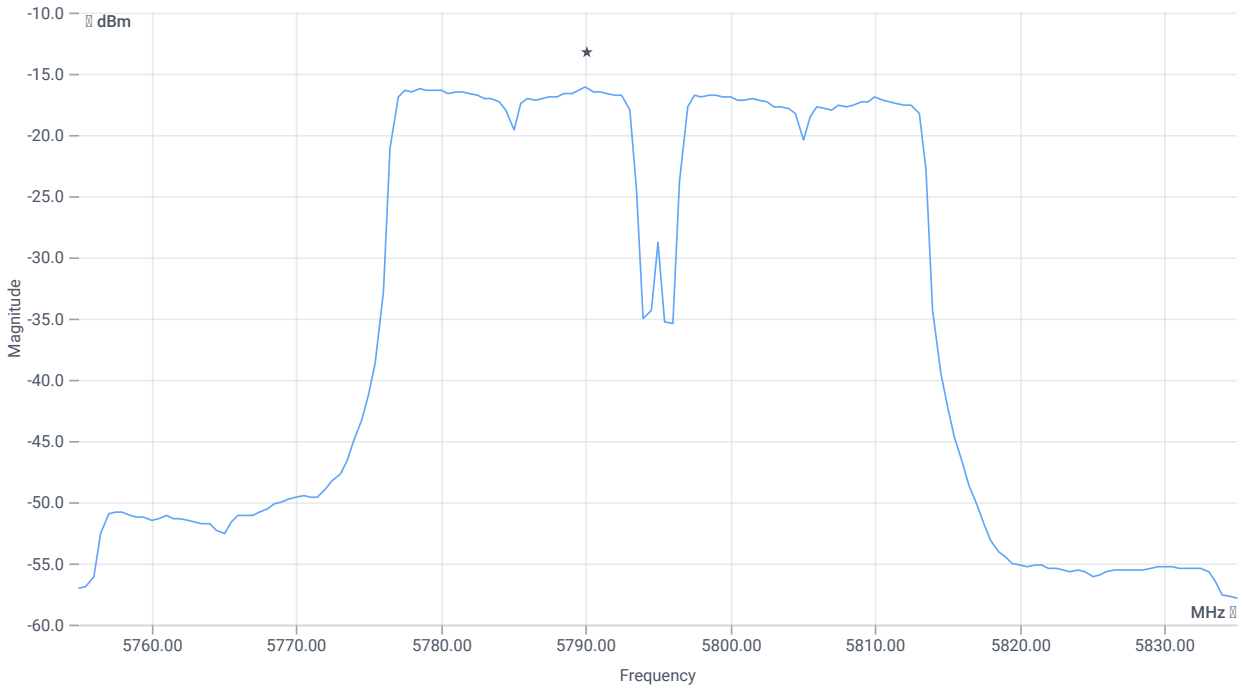

PSD UNII-3

RESULT

DESCRIPTION	LOWER LIMIT	UPPER LIMIT	MEASURED	UNIT	VERDICT
Power spectral density	---	---	-16.11	dBm/0.5MHz	INFO
Duty cycle correction	---	---	3.76	dB	INFO
Power spectral density DC corrected	---	30	-12.35	dBm/0.5MHz	PASS

Verdict
PASS

FCC 15.407 # Max output power and psd ~ WLAN5Gx n-HT40 mode U-NII-3

References

TC start	26.01.2024 18:08:48
Ambit temp [°C] | humidity [rel%]	26.8 | 33
System version	5.0.1.0
Standard | Version	FCC 15.407 | NI
Method	KDB789033 D02, F., E.2.e.
Description	FCC 15.407 Max Output Power & PSD - WLAN5Gx n-HT40 mode U-NII-3
Information	

EUT Common Settings WLAN5Gx

Number of antenna ports	1
User Interaction	No
Device class UNII_1	Client
Limit W52 japan	Standard

Equipment

Signal analyzer,Rohde&Schwarz,FSV-30,1321.3008K30/103170,3.60
Signaling unit,Rohde&Schwarz,CMW,1201.0002k75/102550,4.0.190
Switch matrix,cetecom advanced GmbH,USM,A001,1.0.0

Test Parameter

Technology to test	WLAN5Gx n-HT40 mode
EUT port	EUT1
Temperature	nom
Voltage	nom
Frequency low to test	False | Freq [MHz] 5755
Frequency mid to test	False | Freq [MHz] 0
Frequency high to test	True | Freq [MHz] 5795
Auto control enabled power supply | Climatic Box	No | No
Additional path loss [dB]	0.5
Full path type	EUT_SA_GEN_SIG
Full path name	EUT1.SIG1/EUT1.SA/EUT1.GEN1/EUT1.GEN2/
Switch bits	00010001:00010001:00000000:00000001

Test at TX 5795 MHz

RESULT: Reference power cond.

DESCRIPTION	LOWER LIMIT	UPPER LIMIT	MEASURED	UNIT	VERDICT
Ref. power 1MHz/1MHz cond.	---	---	-2.67	dBm	INFO
Ref. frequency	---	---	5779.820	MHz	INFO

Evaluation max. duty cycle

DUTY CYCLE EVALUATION

DESCRIPTION	LOWER LIMIT	UPPER LIMIT	MEASURED	UNIT	VERDICT
Result summary					
Number of detected bursts: 262					
Duty cycle (burst Ratio) max	---	---	0.643	---	INFO
Duty cycle max	---	---	1.918	dB	INFO
Duty cycle (burst Ratio) min	---	---	0.4	---	INFO
Duty cycle min	---	---	3.979	dB	INFO
Max TX burst length	---	---	0.225	ms	INFO
Min gap length	---	---	0.125	ms	INFO
Max gap length	---	---	0.3	ms	INFO

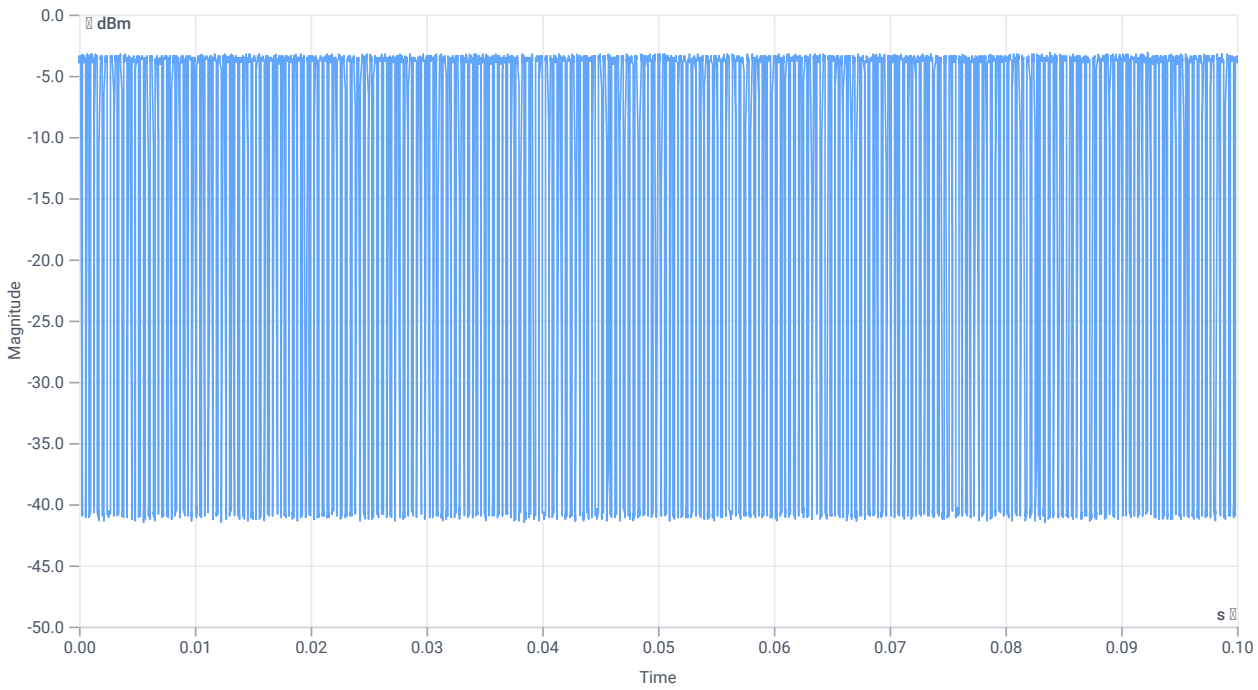

Duty cycle

Evaluation bandwidth

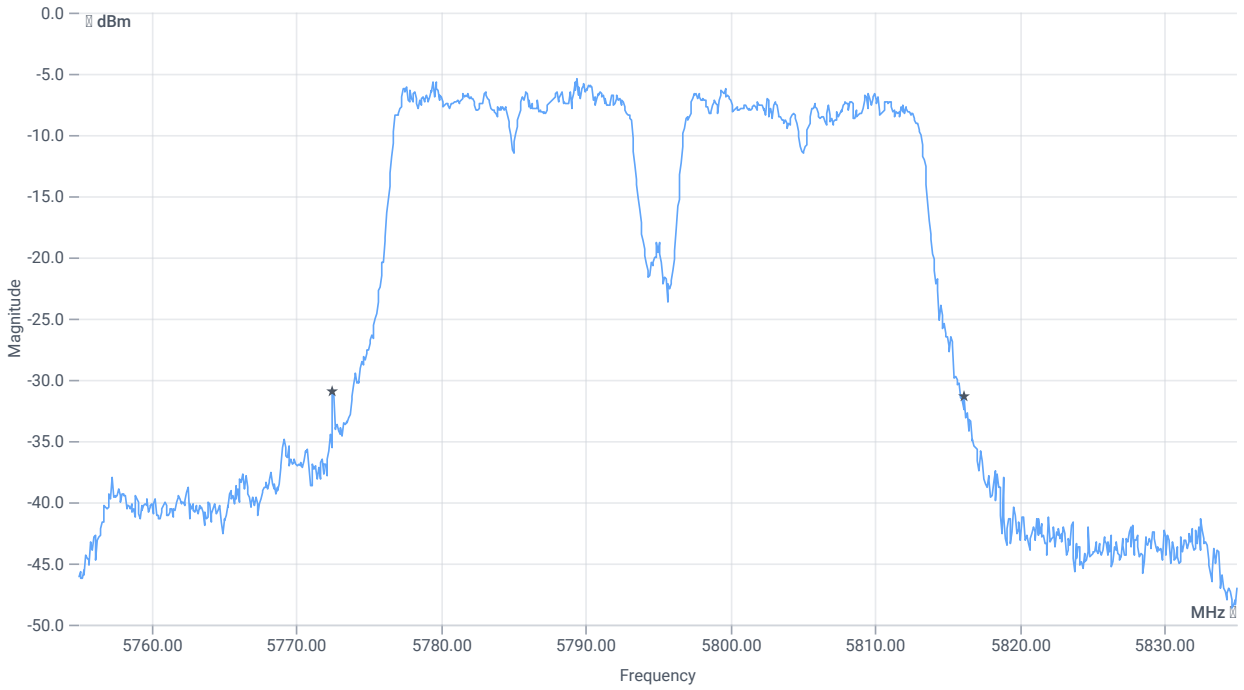

BW 26dB

RESULT

DESCRIPTION	LOWER LIMIT	UPPER LIMIT	MEASURED	UNIT	VERDICT
Bandwidth 26dB	---	---	43.68	MHz	INFO
T1 26dB	---	---	5772.5200	MHz	INFO
T2 26dB	---	---	5816.2000	MHz	INFO

Maximum Output Power

READ SA SETTINGS:

RefLevel [dBm] | RefLevelOffset [dB] | InpAtt [dB]	9.33 | 10.37 | 15
Start [MHz] | Stop [MHz]	5755.000 | 5835.000
RBW [MHz] | VBW [MHz]	1.000000 | 3.000000
Detector | TraceMode	RMS | MAXH
Sweep: time [ms] | count | points per Section | type	53700 | 1 | 161 | SWE

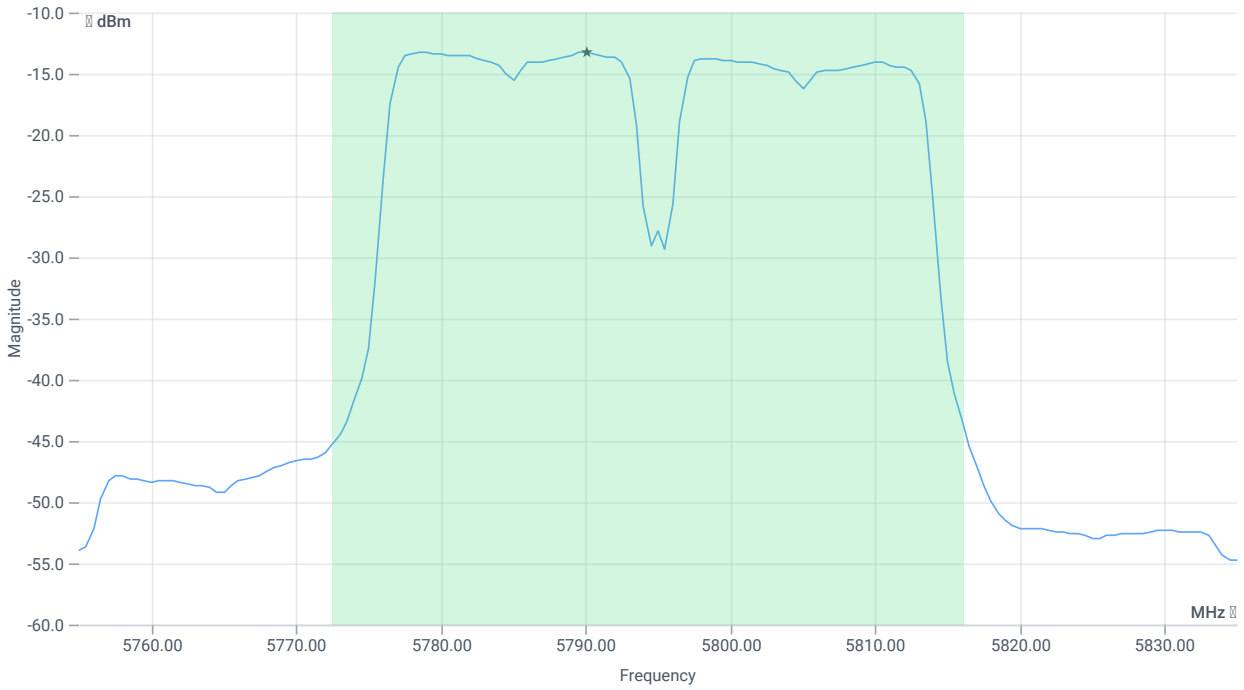

Max OP and PSD

RESULT

DESCRIPTION	LOWER LIMIT	UPPER LIMIT	MEASURED	UNIT	VERDICT
Max output power	---	---	0.88	dBm	INFO
Duty cycle correction	---	---	3.98	dB	INFO
Limit absolute					
Max output power DC corrected	---	30	4.86	dBm	PASS
Limit: 11 dBm + 10 log 43.68					
Max output power DC corrected	---	27.4	4.86	dBm	na

Power Spectral Density U-NII-3

READ SA SETTINGS:

RefLevel [dBm] | RefLevelOffset [dB] | InpAtt [dB]	9.33 | 10.37 | 15
Start [MHz] | Stop [MHz]	5755.000 | 5835.000
RBW [MHz] | VBW [MHz]	0.500000 | 3.000000
Detector | TraceMode	RMS | MAXH
Sweep: time [ms] | count | points per Section | type	53700 | 1 | 161 | SWE

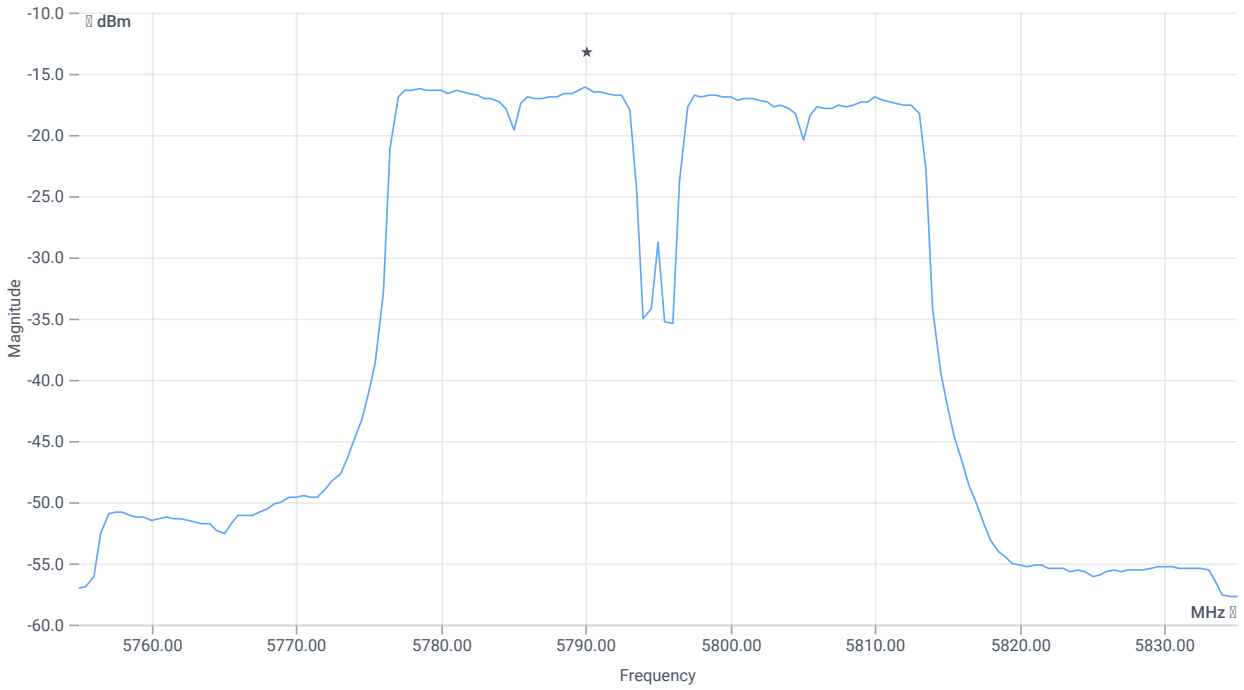

PSD UNII-3

RESULT

DESCRIPTION	LOWER LIMIT	UPPER LIMIT	MEASURED	UNIT	VERDICT
Power spectral density	---	---	-16.1	dBm/0.5MHz	INFO
Duty cycle correction	---	---	3.98	dB	INFO
Power spectral density DC corrected	---	30	-12.12	dBm/0.5MHz	PASS

Verdict
PASS

ISED RSS247 # Max output power and psd ~ WLAN5Gx n-HT40 mode U-NII-3

References

TC start	26.01.2024 17:59:45
Ambit temp [°C] | humidity [rel%]	26.8 | 34
System version	5.0.1.0
Standard | Version	ISED RSS247 | NI
Method	
Description	ISED Max Output Power & PSD - WLAN5Gx n-HT40 mode U-NII-3
Information	

EUT Common Settings WLAN5Gx

Number of antenna ports	1
User Interaction	No
Device class UNII_1	Client
Limit W52 japan	Standard

Equipment

Signal analyzer,Rohde&Schwarz,FSV-30,1321.3008K30/103170,3.60
Signaling unit,Rohde&Schwarz,CMW,1201.0002k75/102550,4.0.190
Switch matrix,cetecom advanced GmbH,USM,A001,1.0.0

Test Parameter

Technology to test	WLAN5Gx n-HT40 mode
EUT port	EUT2
Temperature	nom
Voltage	nom
Frequency low to test	True | Freq [MHz] 5755
Frequency mid to test	False | Freq [MHz] 0
Frequency high to test	False | Freq [MHz] 5795
Auto control enabled power supply | Climatic Box	No | No
Additional path loss [dB]	0.5
Full path type	EUT_SA_GEN_SIG
Full path name	EUT2.SIG1/EUT2.SA/EUT2.GEN1/EUT2.GEN2/
Switch bits	00100010:00010001:00000000:00000001

Test at TX 5755 MHz

RESULT: Reference power cond.

DESCRIPTION	LOWER LIMIT	UPPER LIMIT	MEASURED	UNIT	VERDICT
Ref. power 1MHz/1MHz cond.	---	---	-4.13	dBm	INFO
Ref. frequency	---	---	5770.380	MHz	INFO

Evaluation max. duty cycle

DUTY CYCLE EVALUATION

DESCRIPTION	LOWER LIMIT	UPPER LIMIT	MEASURED	UNIT	VERDICT
Result summary					
Number of detected bursts: 258					
Duty cycle (burst Ratio) max	---	---	0.643	---	INFO
Duty cycle max	---	---	1.918	dB	INFO
Duty cycle (burst Ratio) min	---	---	0.4	---	INFO
Duty cycle min	---	---	3.979	dB	INFO
Max TX burst length	---	---	0.225	ms	INFO
Min gap length	---	---	0.125	ms	INFO
Max gap length	---	---	0.3	ms	INFO

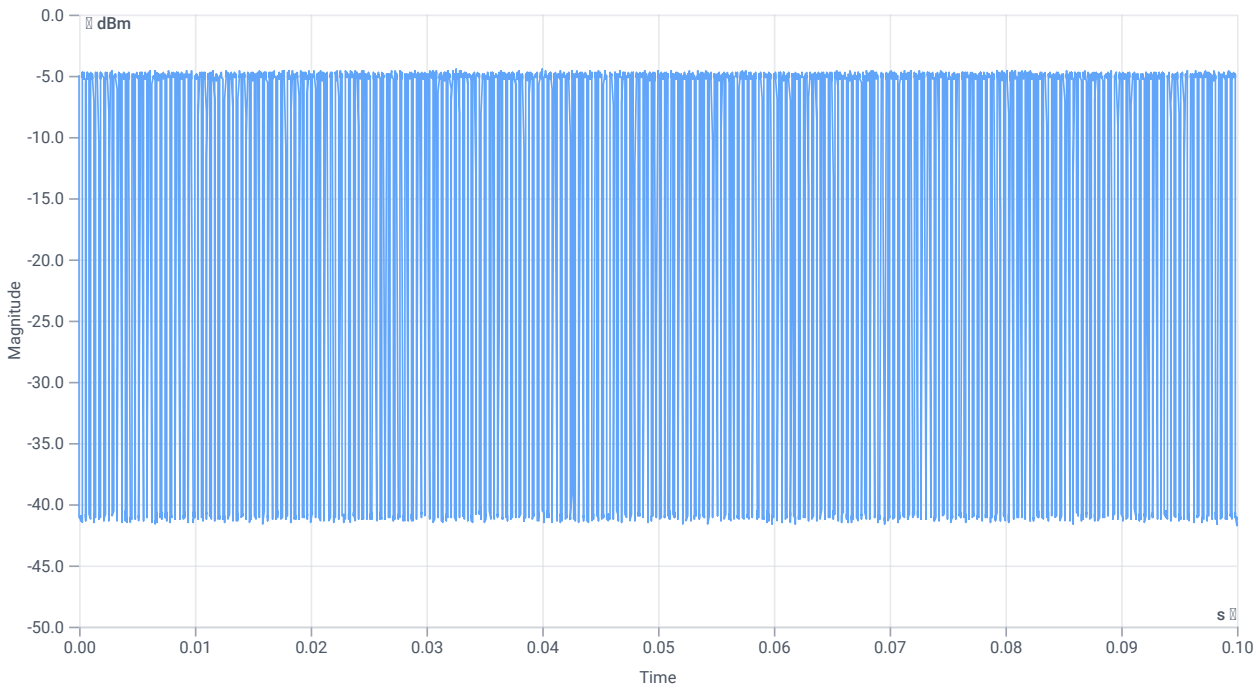

Duty cycle

Evaluation bandwidth

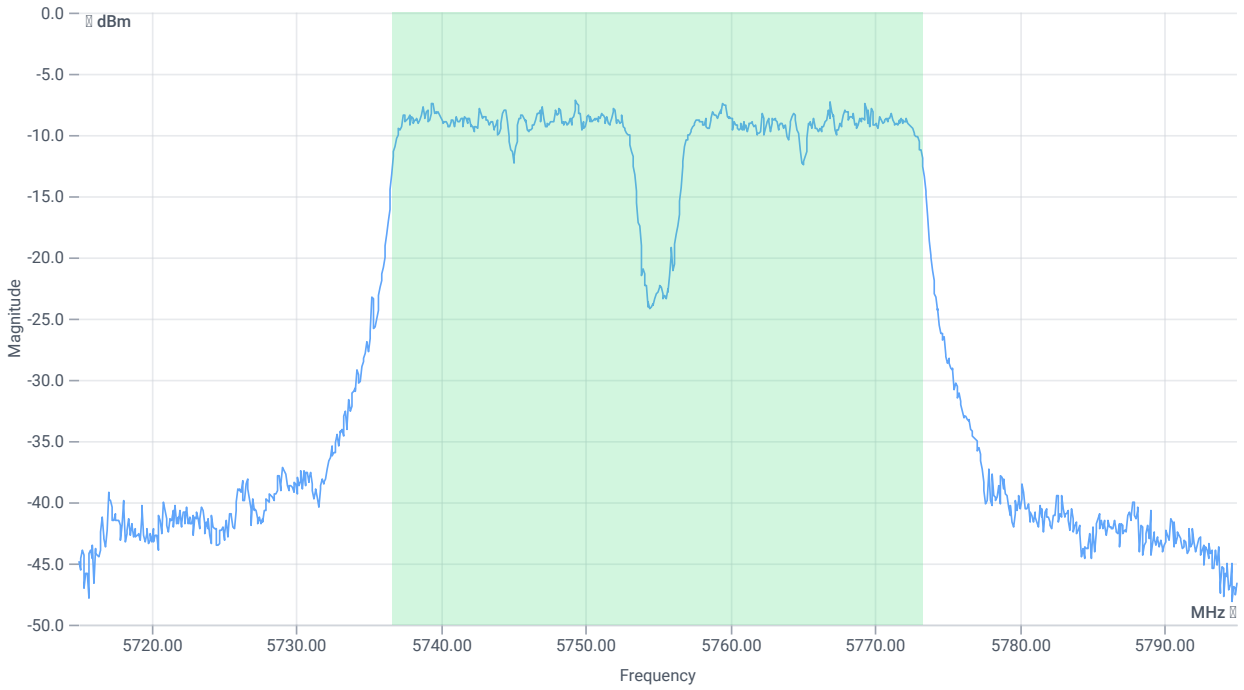

BW 99PCT

RESULT

DESCRIPTION	LOWER LIMIT	UPPER LIMIT	MEASURED	UNIT	VERDICT
Bandwidth 99%	---	---	36.683	MHz	INFO
T1 99%	---	---	5736.6184	MHz	INFO
T2 99%	---	---	5773.3017	MHz	INFO

Maximum Output Power

READ SA SETTINGS:

RefLevel [dBm] | RefLevelOffset [dB] | InpAtt [dB]	7.87 | 10.41 | 15
Start [MHz] | Stop [MHz]	5715.000 | 5795.000
RBW [MHz] | VBW [MHz]	1.000000 | 3.000000
Detector | TraceMode	RMS | MAXH
Sweep: time [ms] | count | points per Section | type	53700 | 1 | 161 | SWE

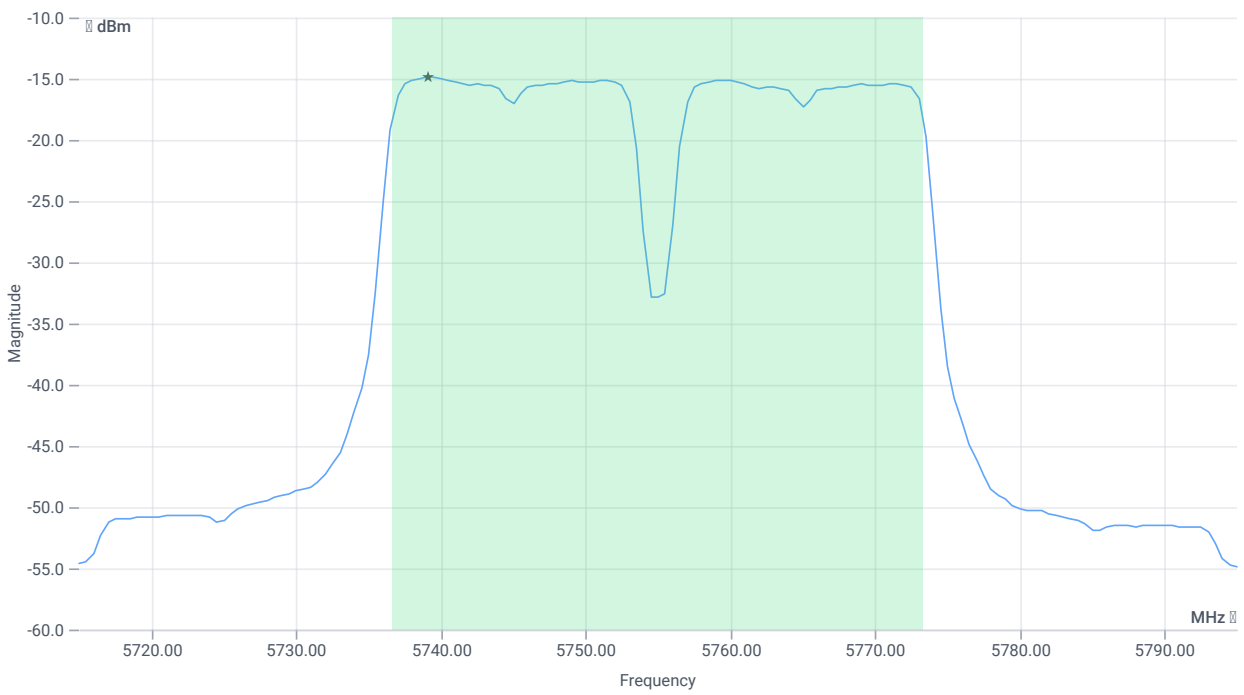

Max OP and PSD

RESULT

DESCRIPTION	LOWER LIMIT	UPPER LIMIT	MEASURED	UNIT	VERDICT
Max output power	---	---	-0.64	dBm	INFO
Duty cycle correction	---	---	3.98	dB	INFO
Limit absolute					
Max output power DC corrected	---	30	3.34	dBm	PASS
Limit: 11 dBm + 10 log 36.683					
Max output power DC corrected	---	26.64	3.34	dBm	na

Power Spectral Density U-NII-3

READ SA SETTINGS:

RefLevel [dBm] | RefLevelOffset [dB] | InpAtt [dB]	7.87 | 10.41 | 15
Start [MHz] | Stop [MHz]	5715.000 | 5795.000
RBW [MHz] | VBW [MHz]	0.500000 | 3.000000
Detector | TraceMode	RMS | MAXH
Sweep: time [ms] | count | points per Section | type	53700 | 1 | 161 | SWE

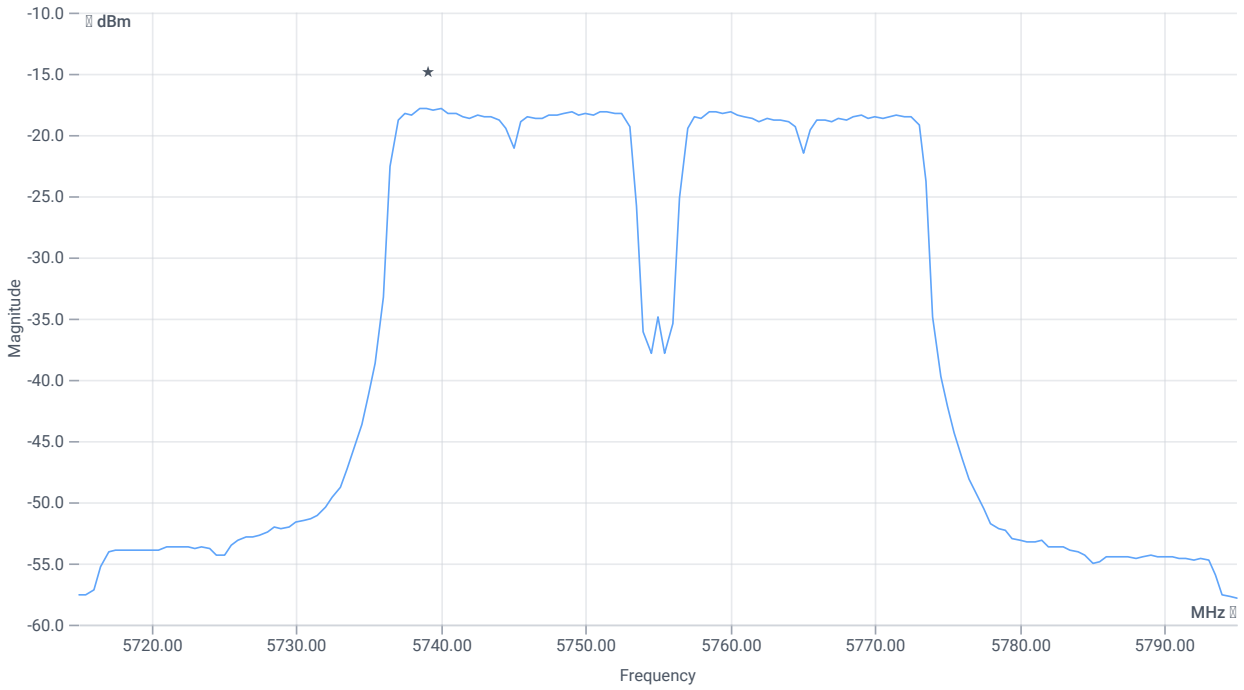

PSD UNII-3

RESULT

DESCRIPTION	LOWER LIMIT	UPPER LIMIT	MEASURED	UNIT	VERDICT
Power spectral density	---	---	-17.83	dBm/0.5MHz	INFO
Duty cycle correction	---	---	3.98	dB	INFO
Power spectral density DC corrected	---	30	-13.85	dBm/0.5MHz	PASS

Verdict
PASS

FCC 15.407 # Max output power and psd ~ WLAN5Gx n-HT40 mode U-NII-3

References

TC start	26.01.2024 17:57:17
Ambit temp [°C] | humidity [rel%]	26.8 | 34
System version	5.0.1.0
Standard | Version	FCC 15.407 | NI
Method	KDB789033 D02, F., E.2.e.
Description	FCC 15.407 Max Output Power & PSD - WLAN5Gx n-HT40 mode U-NII-3
Information	

EUT Common Settings WLAN5Gx

Number of antenna ports	1
User Interaction	No
Device class UNII_1	Client
Limit W52 japan	Standard

Equipment

Signal analyzer,Rohde&Schwarz,FSV-30,1321.3008K30/103170,3.60
Signaling unit,Rohde&Schwarz,CMW,1201.0002k75/102550,4.0.190
Switch matrix,cetecom advanced GmbH,USM,A001,1.0.0

Test Parameter

Technology to test	WLAN5Gx n-HT40 mode
EUT port	EUT2
Temperature	nom
Voltage	nom
Frequency low to test	True | Freq [MHz] 5755
Frequency mid to test	False | Freq [MHz] 0
Frequency high to test	False | Freq [MHz] 5795
Auto control enabled power supply | Climatic Box	No | No
Additional path loss [dB]	0.5
Full path type	EUT_SA_GEN_SIG
Full path name	EUT2.SIG1/EUT2.SA/EUT2.GEN1/EUT2.GEN2/
Switch bits	00100010:00010001:00000000:00000001

Test at TX 5755 MHz

RESULT: Reference power cond.

DESCRIPTION	LOWER LIMIT	UPPER LIMIT	MEASURED	UNIT	VERDICT
Ref. power 1MHz/1MHz cond.	---	---	-3.58	dBm	INFO
Ref. frequency	---	---	5739.420	MHz	INFO

Evaluation max. duty cycle

DUTY CYCLE EVALUATION

DESCRIPTION	LOWER LIMIT	UPPER LIMIT	MEASURED	UNIT	VERDICT
Result summary					
Number of detected bursts: 255					
Duty cycle (burst Ratio) max	---	---	0.643	---	INFO
Duty cycle max	---	---	1.918	dB	INFO
Duty cycle (burst Ratio) min	---	---	0.381	---	INFO
Duty cycle min	---	---	4.191	dB	INFO
Max TX burst length	---	---	0.225	ms	INFO
Min gap length	---	---	0.125	ms	INFO
Max gap length	---	---	0.325	ms	INFO

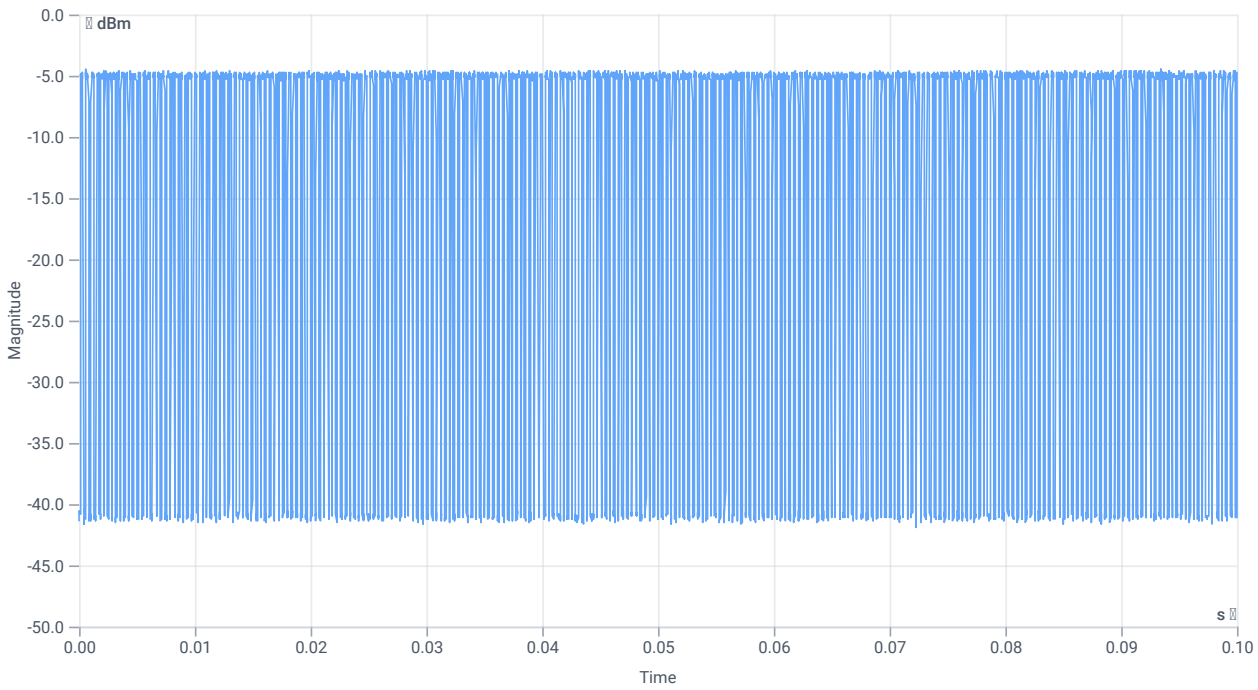

Duty cycle

Evaluation bandwidth

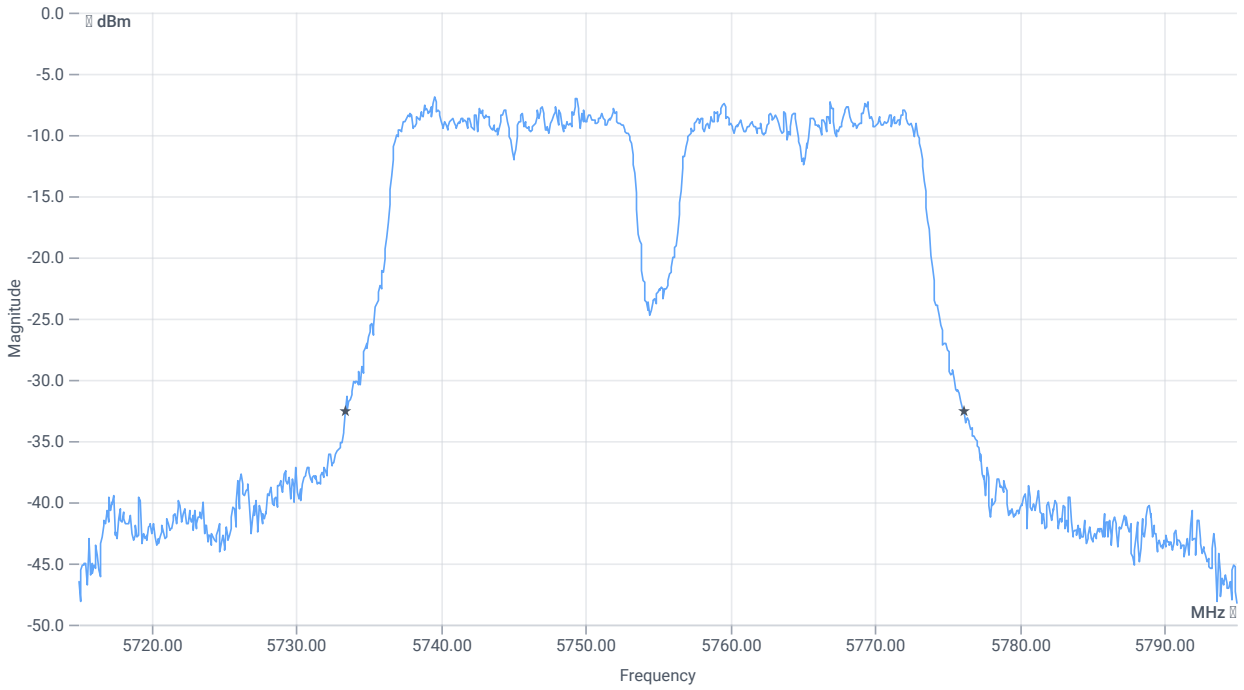

BW 26dB

RESULT

DESCRIPTION	LOWER LIMIT	UPPER LIMIT	MEASURED	UNIT	VERDICT
Bandwidth 26dB	---	---	42.8	MHz	INFO
T1 26dB	---	---	5733.4000	MHz	INFO
T2 26dB	---	---	5776.2000	MHz	INFO

Maximum Output Power

READ SA SETTINGS:

RefLevel [dBm] | RefLevelOffset [dB] | InpAtt [dB]	8.42 | 10.41 | 15
Start [MHz] | Stop [MHz]	5715.000 | 5795.000
RBW [MHz] | VBW [MHz]	1.000000 | 3.000000
Detector | TraceMode	RMS | MAXH
Sweep: time [ms] | count | points per Section | type	53700 | 1 | 161 | SWE

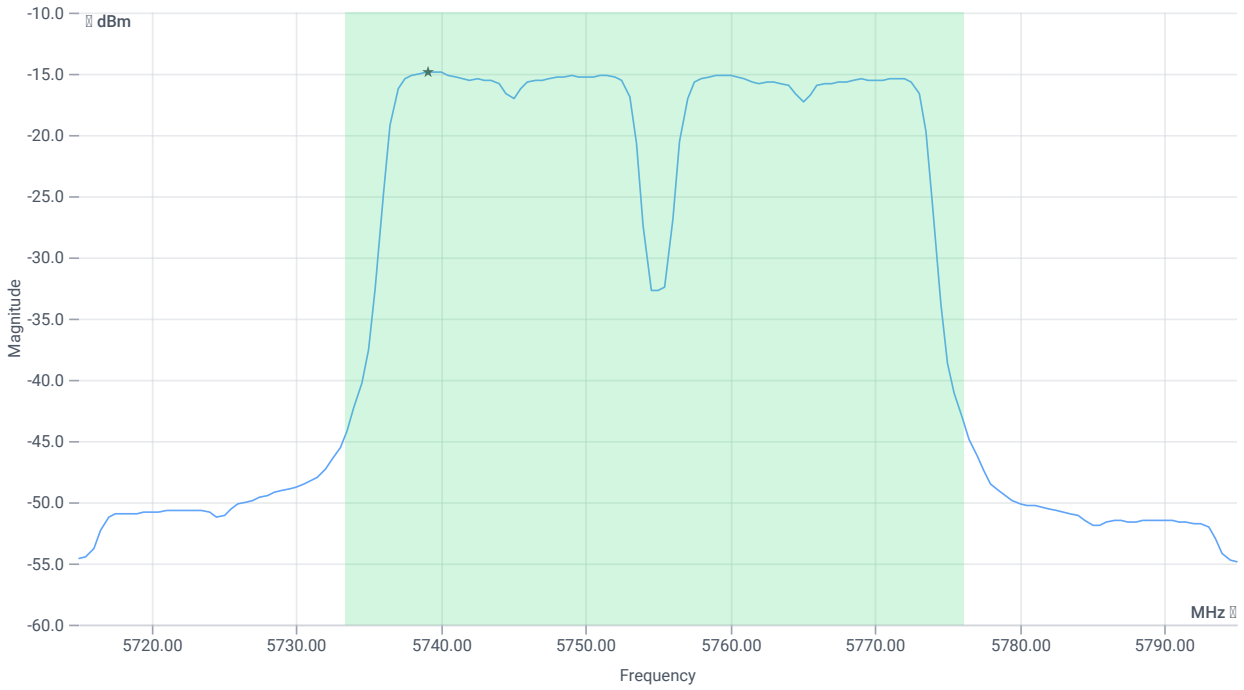

Max OP and PSD

RESULT

DESCRIPTION	LOWER LIMIT	UPPER LIMIT	MEASURED	UNIT	VERDICT
Max output power	---	---	-0.59	dBm	INFO
Duty cycle correction	---	---	4.19	dB	INFO
Limit absolute					
Max output power DC corrected	---	30	3.6	dBm	PASS
Limit: 11 dBm + 10 log 42.8					
Max output power DC corrected	---	27.31	3.6	dBm	na

Power Spectral Density U-NII-3

READ SA SETTINGS:

RefLevel [dBm] | RefLevelOffset [dB] | InpAtt [dB]	8.42 | 10.41 | 15
Start [MHz] | Stop [MHz]	5715.000 | 5795.000
RBW [MHz] | VBW [MHz]	0.500000 | 3.000000
Detector | TraceMode	RMS | MAXH
Sweep: time [ms] | count | points per Section | type	53700 | 1 | 161 | SWE

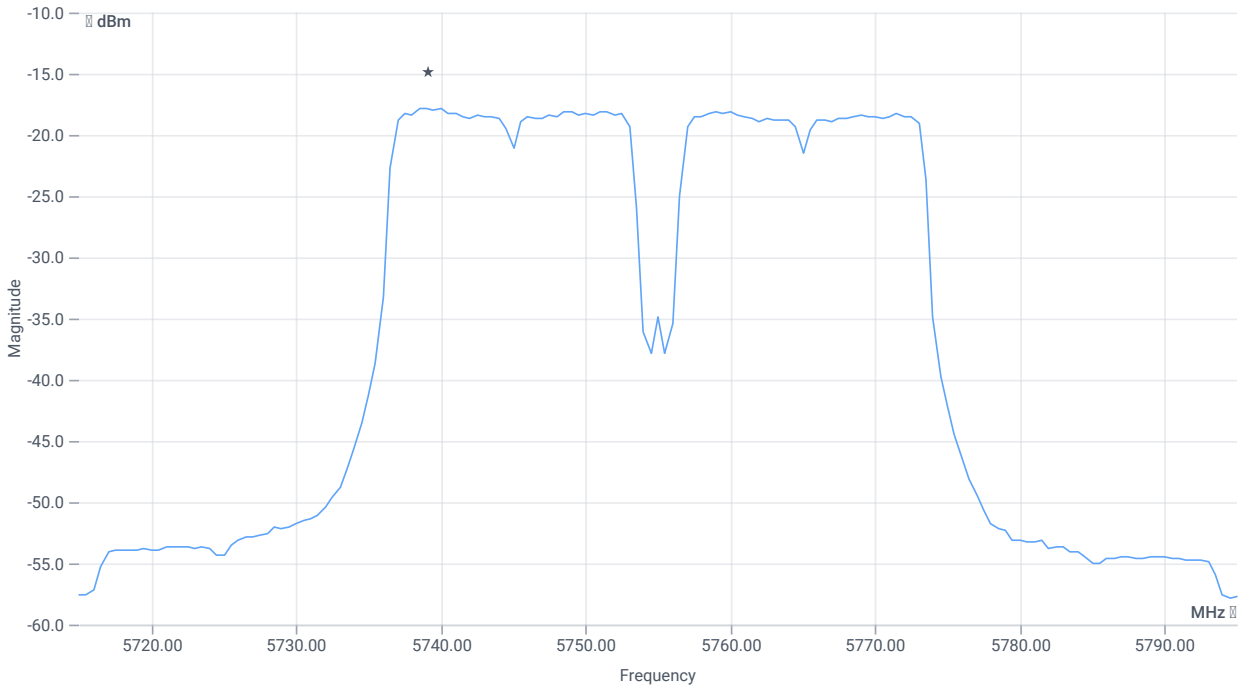

PSD UNII-3

RESULT

DESCRIPTION	LOWER LIMIT	UPPER LIMIT	MEASURED	UNIT	VERDICT
Power spectral density	---	---	-17.86	dBm/0.5MHz	INFO
Duty cycle correction	---	---	4.19	dB	INFO
Power spectral density DC corrected	---	30	-13.67	dBm/0.5MHz	PASS

Verdict
PASS

ISED RSS247 # Max output power and psd ~ WLAN5Gx n-HT40 mode U-NII-3

References

TC start	26.01.2024 17:52:46
Ambit temp [°C] | humidity [rel%]	26.8 | 35
System version	5.0.1.0
Standard | Version	ISED RSS247 | NI
Method	
Description	ISED Max Output Power & PSD - WLAN5Gx n-HT40 mode U-NII-3
Information	

EUT Common Settings WLAN5Gx

Number of antenna ports	1
User Interaction	No
Device class UNII_1	Client
Limit W52 japan	Standard

Equipment

Signal analyzer,Rohde&Schwarz,FSV-30,1321.3008K30/103170,3.60
Signaling unit,Rohde&Schwarz,CMW,1201.0002k75/102550,4.0.190
Switch matrix,cetecom advanced GmbH,USM,A001,1.0.0

Test Parameter

Technology to test	WLAN5Gx n-HT40 mode
EUT port	EUT1
Temperature	nom
Voltage	nom
Frequency low to test	True | Freq [MHz] 5755
Frequency mid to test	False | Freq [MHz] 0
Frequency high to test	False | Freq [MHz] 5795
Auto control enabled power supply | Climatic Box	No | No
Additional path loss [dB]	0.5
Full path type	EUT_SA_GEN_SIG
Full path name	EUT1.SIG1/EUT1.SA/EUT1.GEN1/EUT1.GEN2/
Switch bits	00010001:00010001:00000000:00000001

Test at TX 5755 MHz

RESULT: Reference power cond.

DESCRIPTION	LOWER LIMIT	UPPER LIMIT	MEASURED	UNIT	VERDICT
Ref. power 1MHz/1MHz cond.	---	---	-2.41	dBm	INFO
Ref. frequency	---	---	5769.990	MHz	INFO

Evaluation max. duty cycle

DUTY CYCLE EVALUATION

DESCRIPTION	LOWER LIMIT	UPPER LIMIT	MEASURED	UNIT	VERDICT
Result summary					
Number of detected bursts: 259					
Duty cycle (burst Ratio) max	---	---	0.643	---	INFO
Duty cycle max	---	---	1.918	dB	INFO
Duty cycle (burst Ratio) min	---	---	0.364	---	INFO
Duty cycle min	---	---	4.389	dB	INFO
Max TX burst length	---	---	0.225	ms	INFO
Min gap length	---	---	0.125	ms	INFO
Max gap length	---	---	0.35	ms	INFO

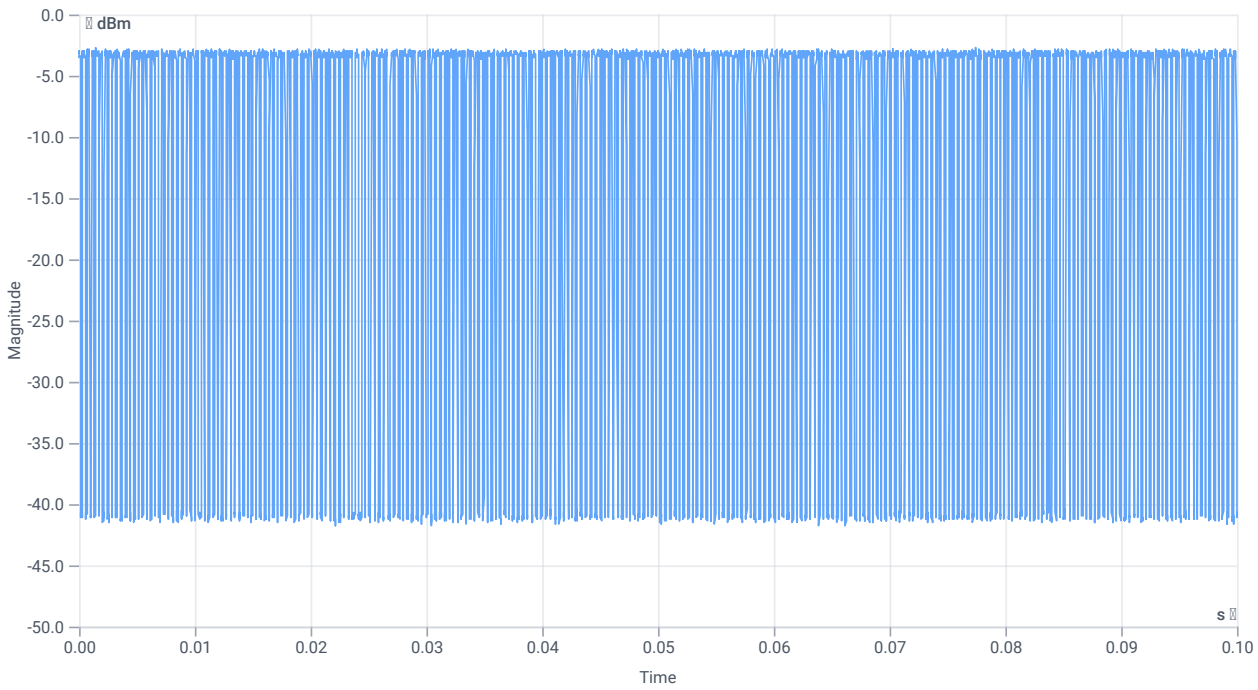

Duty cycle

Evaluation bandwidth

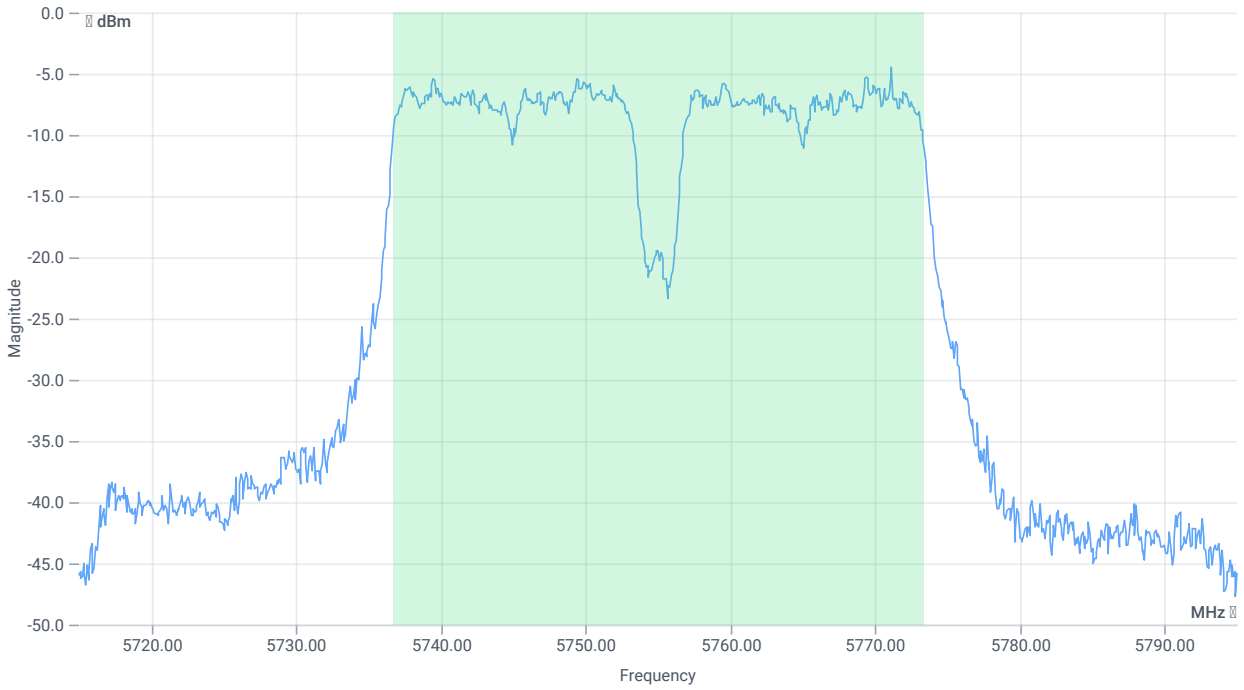

BW 99PCT

RESULT

DESCRIPTION	LOWER LIMIT	UPPER LIMIT	MEASURED	UNIT	VERDICT
Bandwidth 99%	---	---	36.683	MHz	INFO
T1 99%	---	---	5736.6983	MHz	INFO
T2 99%	---	---	5773.3816	MHz	INFO

Maximum Output Power

READ SA SETTINGS:

RefLevel [dBm] | RefLevelOffset [dB] | InpAtt [dB]	9.59 | 10.39 | 15
Start [MHz] | Stop [MHz]	5715.000 | 5795.000
RBW [MHz] | VBW [MHz]	1.000000 | 3.000000
Detector | TraceMode	RMS | MAXH
Sweep: time [ms] | count | points per Section | type	53700 | 1 | 161 | SWE

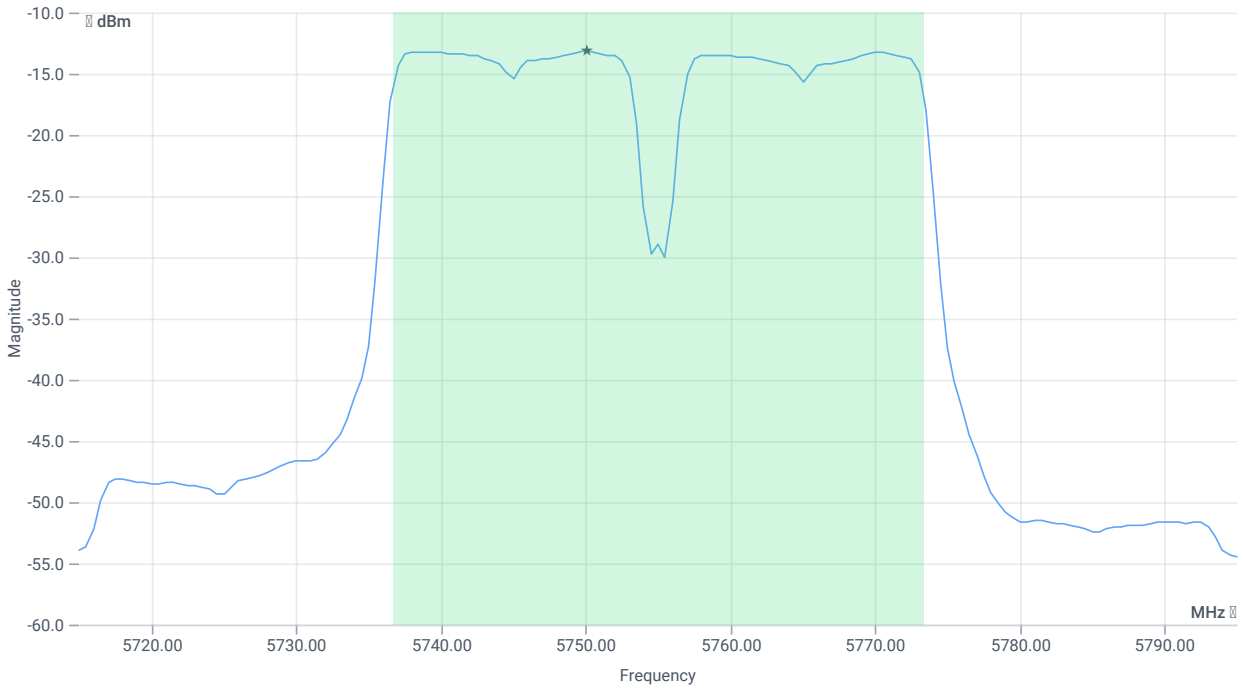

Max OP and PSD

RESULT

DESCRIPTION	LOWER LIMIT	UPPER LIMIT	MEASURED	UNIT	VERDICT
Max output power	---	---	1.16	dBm	INFO
Duty cycle correction	---	---	4.39	dB	INFO
Limit absolute					
Max output power DC corrected	---	30	5.55	dBm	PASS
Limit: 11 dBm + 10 log 36.683					
Max output power DC corrected	---	26.64	5.55	dBm	na

Power Spectral Density U-NII-3

READ SA SETTINGS:

RefLevel [dBm] | RefLevelOffset [dB] | InpAtt [dB]	9.59 | 10.39 | 15
Start [MHz] | Stop [MHz]	5715.000 | 5795.000
RBW [MHz] | VBW [MHz]	0.500000 | 3.000000
Detector | TraceMode	RMS | MAXH
Sweep: time [ms] | count | points per Section | type	53700 | 1 | 161 | SWE

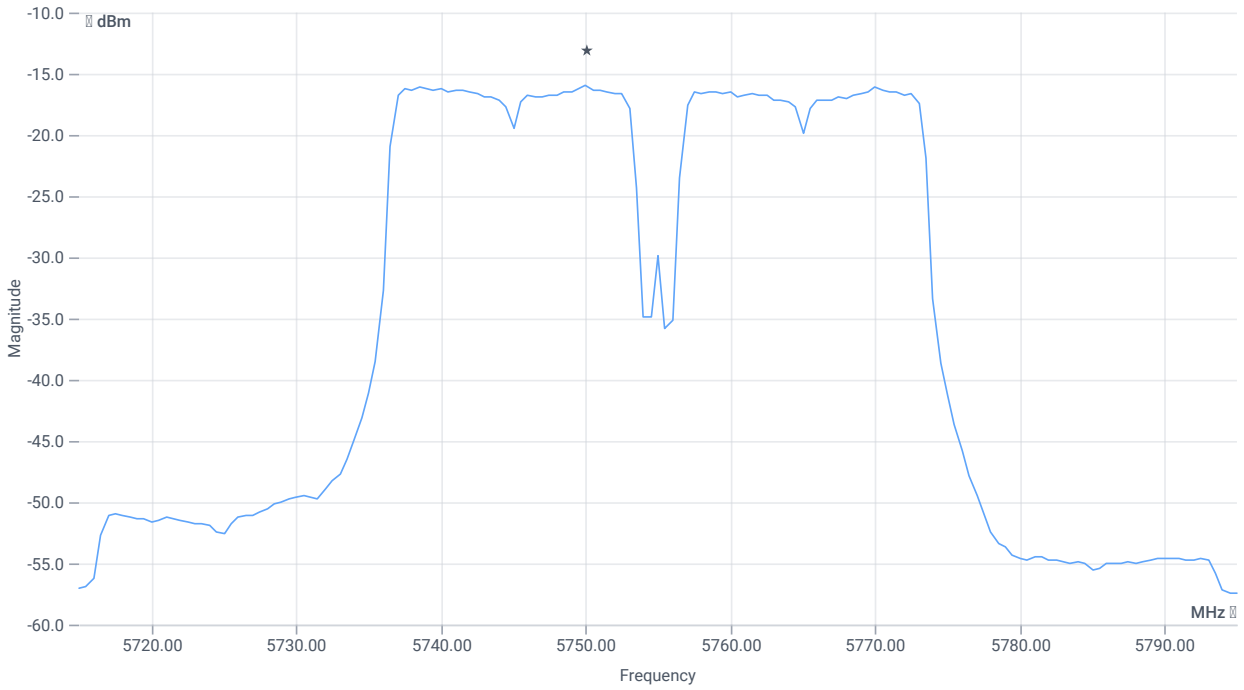

PSD UNII-3

RESULT

DESCRIPTION	LOWER LIMIT	UPPER LIMIT	MEASURED	UNIT	VERDICT
Power spectral density	---	---	-15.99	dBm/0.5MHz	INFO
Duty cycle correction	---	---	4.39	dB	INFO
Power spectral density DC corrected	---	30	-11.6	dBm/0.5MHz	PASS

Verdict
PASS

FCC 15.407 # Max output power and psd ~ WLAN5Gx n-HT40 mode U-NII-3

References

TC start	26.01.2024 17:50:19
Ambit temp [°C] | humidity [rel%]	26.8 | 35
System version	5.0.1.0
Standard | Version	FCC 15.407 | NI
Method	KDB789033 D02, F., E.2.e.
Description	FCC 15.407 Max Output Power & PSD - WLAN5Gx n-HT40 mode U-NII-3
Information	

EUT Common Settings WLAN5Gx

Number of antenna ports	1
User Interaction	No
Device class UNII_1	Client
Limit W52 japan	Standard

Equipment

Signal analyzer,Rohde&Schwarz,FSV-30,1321.3008K30/103170,3.60
Signaling unit,Rohde&Schwarz,CMW,1201.0002k75/102550,4.0.190
Switch matrix,cetecom advanced GmbH,USM,A001,1.0.0

Test Parameter

Technology to test	WLAN5Gx n-HT40 mode
EUT port	EUT1
Temperature	nom
Voltage	nom
Frequency low to test	True | Freq [MHz] 5755
Frequency mid to test	False | Freq [MHz] 0
Frequency high to test	False | Freq [MHz] 5795
Auto control enabled power supply | Climatic Box	No | No
Additional path loss [dB]	0.5
Full path type	EUT_SA_GEN_SIG
Full path name	EUT1.SIG1/EUT1.SA/EUT1.GEN1/EUT1.GEN2/
Switch bits	00010001:00010001:00000000:00000001

Test at TX 5755 MHz

RESULT: Reference power cond.

DESCRIPTION	LOWER LIMIT	UPPER LIMIT	MEASURED	UNIT	VERDICT
Ref. power 1MHz/1MHz cond.	---	---	-2.67	dBm	INFO
Ref. frequency	---	---	5750.000	MHz	INFO

Evaluation max. duty cycle

DUTY CYCLE EVALUATION

DESCRIPTION	LOWER LIMIT	UPPER LIMIT	MEASURED	UNIT	VERDICT
Result summary					
Number of detected bursts: 255					
Duty cycle (burst Ratio) max	---	---	0.643	---	INFO
Duty cycle max	---	---	1.918	dB	INFO
Duty cycle (burst Ratio) min	---	---	0.409	---	INFO
Duty cycle min	---	---	3.883	dB	INFO
Max TX burst length	---	---	0.225	ms	INFO
Min gap length	---	---	0.125	ms	INFO
Max gap length	---	---	0.325	ms	INFO

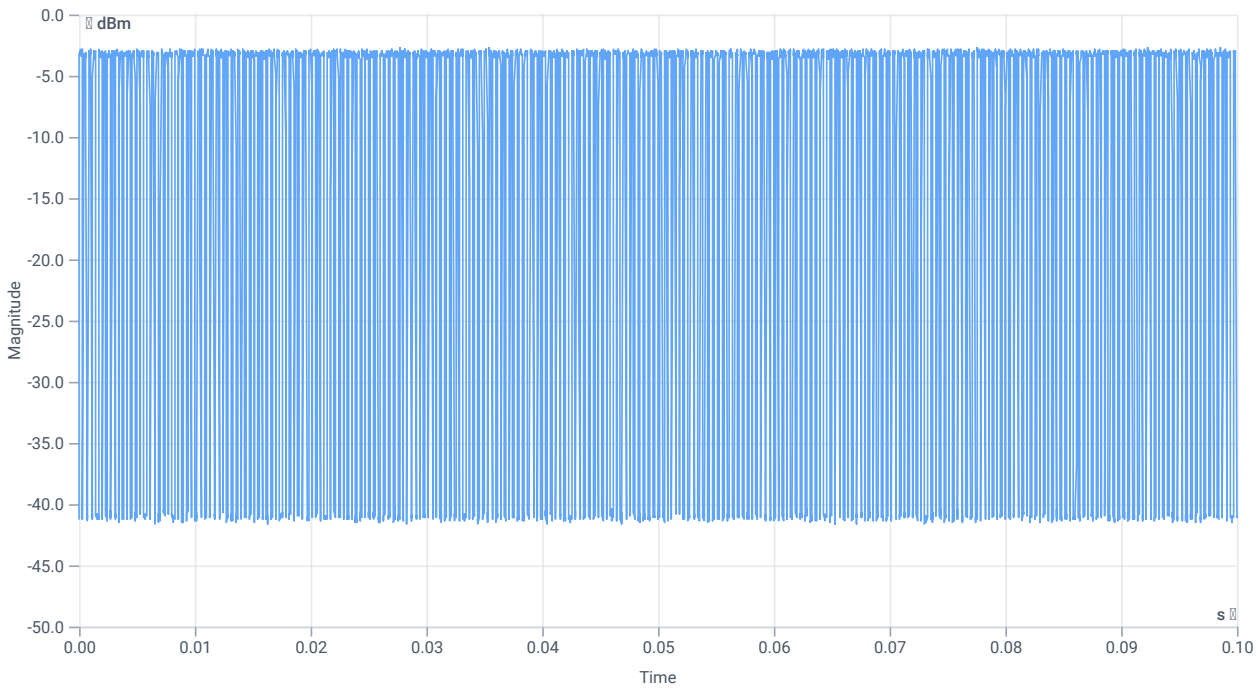

Duty cycle

Evaluation bandwidth

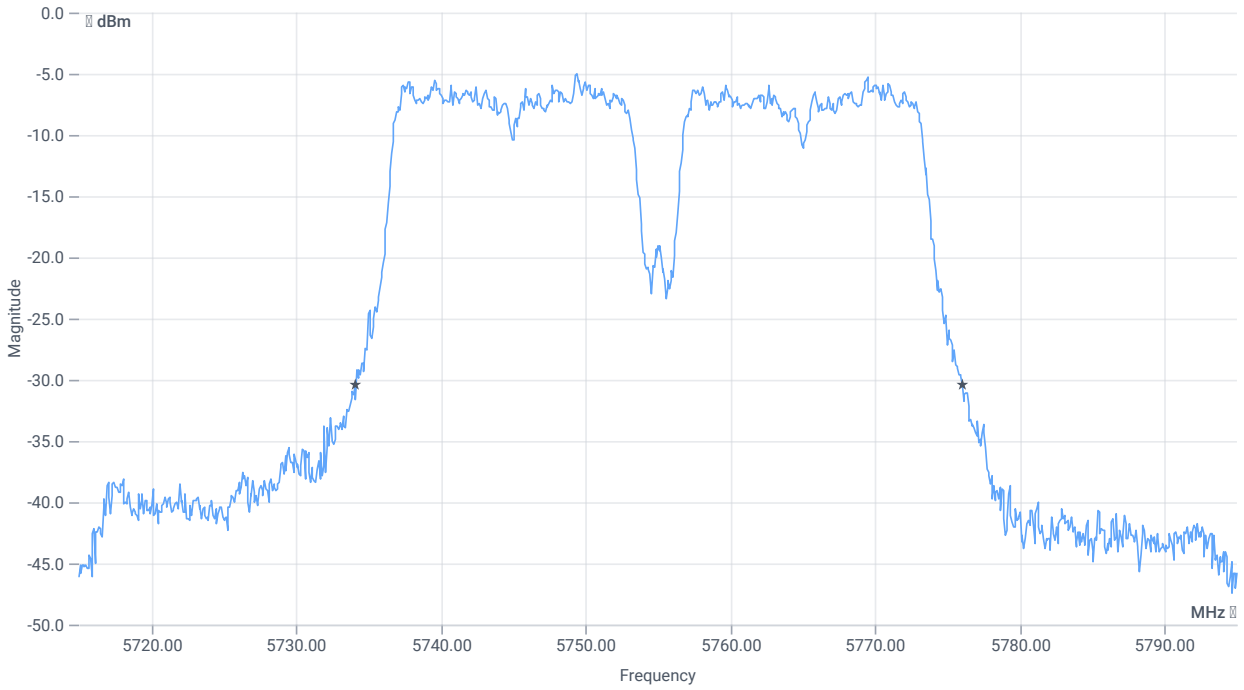

BW 26dB

RESULT

DESCRIPTION	LOWER LIMIT	UPPER LIMIT	MEASURED	UNIT	VERDICT
Bandwidth 26dB	---	---	42	MHz	INFO
T1 26dB	---	---	5734.0400	MHz	INFO
T2 26dB	---	---	5776.0400	MHz	INFO

Maximum Output Power

READ SA SETTINGS:

RefLevel [dBm] | RefLevelOffset [dB] | InpAtt [dB]	9.33 | 10.39 | 15
Start [MHz] | Stop [MHz]	5715.000 | 5795.000
RBW [MHz] | VBW [MHz]	1.000000 | 3.000000
Detector | TraceMode	RMS | MAXH
Sweep: time [ms] | count | points per Section | type	53700 | 1 | 161 | SWE

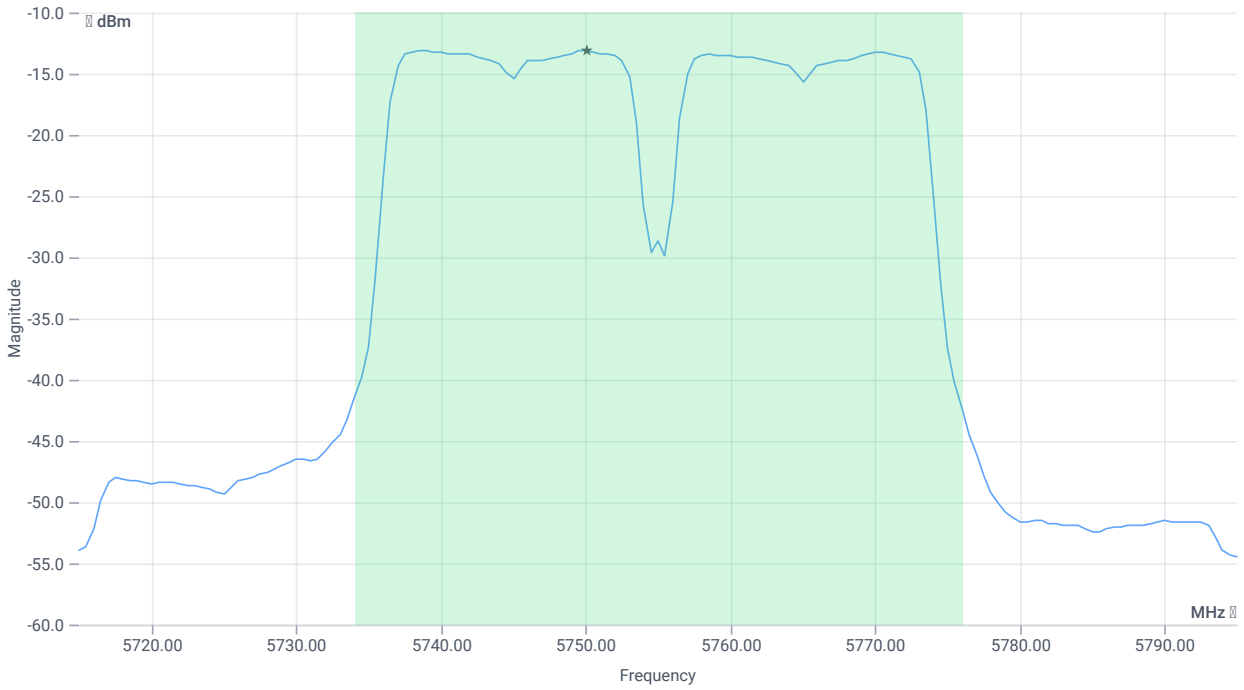

Max OP and PSD

RESULT

DESCRIPTION	LOWER LIMIT	UPPER LIMIT	MEASURED	UNIT	VERDICT
Max output power	---	---	1.23	dBm	INFO
Duty cycle correction	---	---	3.88	dB	INFO
Limit absolute					
Max output power DC corrected	---	30	5.11	dBm	PASS
Limit: 11 dBm + 10 log 42					
Max output power DC corrected	---	27.23	5.11	dBm	na

Power Spectral Density U-NII-3

READ SA SETTINGS:

RefLevel [dBm] | RefLevelOffset [dB] | InpAtt [dB]	9.33 | 10.39 | 15
Start [MHz] | Stop [MHz]	5715.000 | 5795.000
RBW [MHz] | VBW [MHz]	0.500000 | 3.000000
Detector | TraceMode	RMS | MAXH
Sweep: time [ms] | count | points per Section | type	53700 | 1 | 161 | SWE

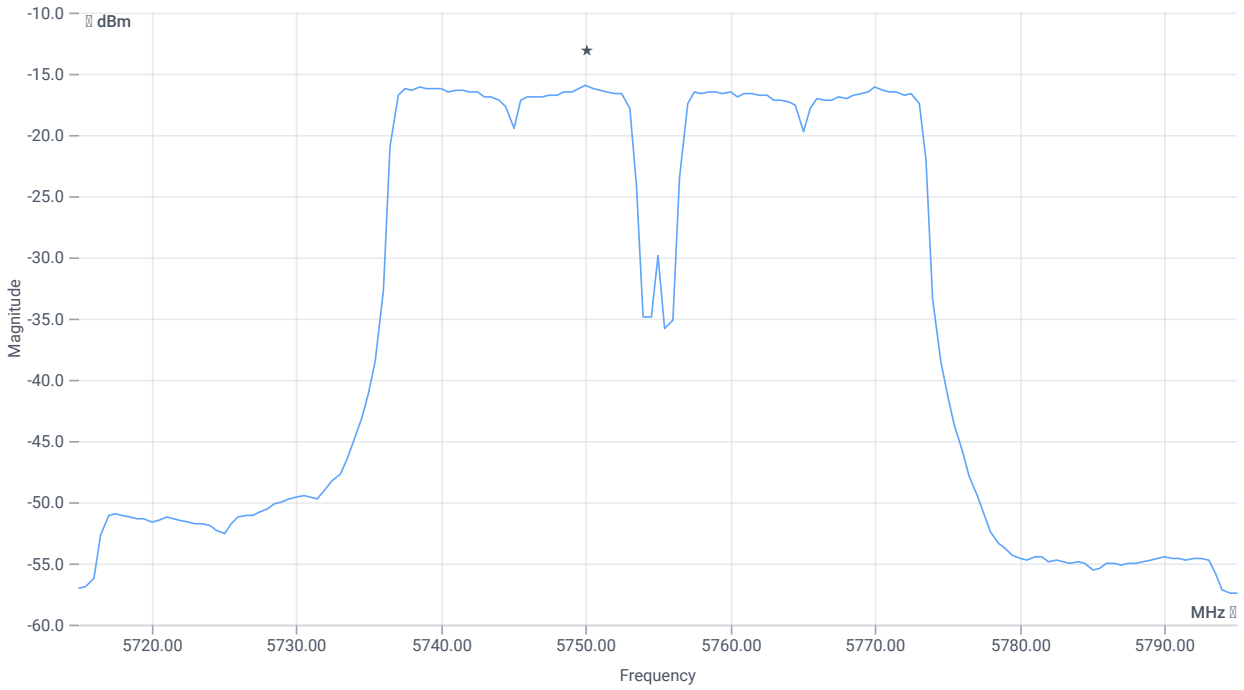

PSD UNII-3

RESULT

DESCRIPTION	LOWER LIMIT	UPPER LIMIT	MEASURED	UNIT	VERDICT
Power spectral density	---	---	-15.95	dBm/0.5MHz	INFO
Duty cycle correction	---	---	3.88	dB	INFO
Power spectral density DC corrected	---	30	-12.07	dBm/0.5MHz	PASS

Verdict
PASS

ISED RSS247 # Max output power and psd ~ WLAN5Gx n-HT40 mode U-NII-1

References

TC start	26.01.2024 17:46:04
Ambit temp [°C] | humidity [rel%]	26.8 | 36
System version	5.0.1.0
Standard | Version	ISED RSS247 | NI
Method	
Description	ISED Max Output Power & PSD - WLAN5Gx n-HT40 mode U-NII-1
Information	

EUT Common Settings WLAN5Gx

Number of antenna ports	1
User Interaction	No
Device class UNII_1	Client
Limit W52 japan	Standard

Equipment

Signal analyzer,Rohde&Schwarz,FSV-30,1321.3008K30/103170,3.60
Signaling unit,Rohde&Schwarz,CMW,1201.0002k75/102550,4.0.190
Switch matrix,cetecom advanced GmbH,USM,A001,1.0.0

Test Parameter

Technology to test	WLAN5Gx n-HT40 mode
EUT port	EUT2
Temperature	nom
Voltage	nom
Frequency low to test	False | Freq [MHz] 5190
Frequency mid to test	False | Freq [MHz] 0
Frequency high to test	True | Freq [MHz] 5230
Auto control enabled power supply | Climatic Box	No | No
Additional path loss [dB]	0.5
Full path type	EUT_SA_GEN_SIG
Full path name	EUT2.SIG1/EUT2.SA/EUT2.GEN1/EUT2.GEN2/
Switch bits	00100010:00010001:00000000:00000001

Test at TX 5230 MHz

RESULT: Reference power cond.

DESCRIPTION	LOWER LIMIT	UPPER LIMIT	MEASURED	UNIT	VERDICT
Ref. power 1MHz/1MHz cond.	---	---	-1.75	dBm	INFO
Ref. frequency	---	---	5244.990	MHz	INFO

Evaluation max. duty cycle

DUTY CYCLE EVALUATION

DESCRIPTION	LOWER LIMIT	UPPER LIMIT	MEASURED	UNIT	VERDICT
Result summary					
Number of detected bursts: 266					
Duty cycle (burst Ratio) max	---	---	0.643	---	INFO
Duty cycle max	---	---	1.918	dB	INFO
Duty cycle (burst Ratio) min	---	---	0.471	---	INFO
Duty cycle min	---	---	3.27	dB	INFO
Max TX burst length	---	---	0.225	ms	INFO
Min gap length	---	---	0.125	ms	INFO
Max gap length	---	---	0.225	ms	INFO

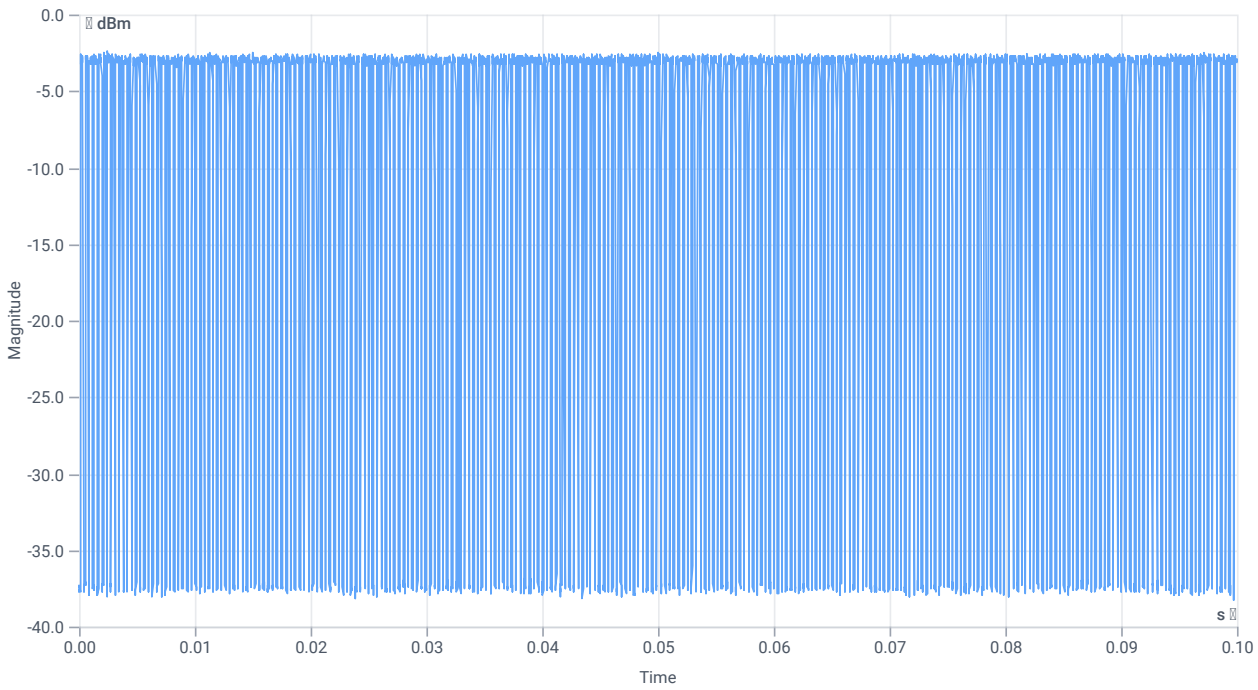

Duty cycle

Evaluation bandwidth

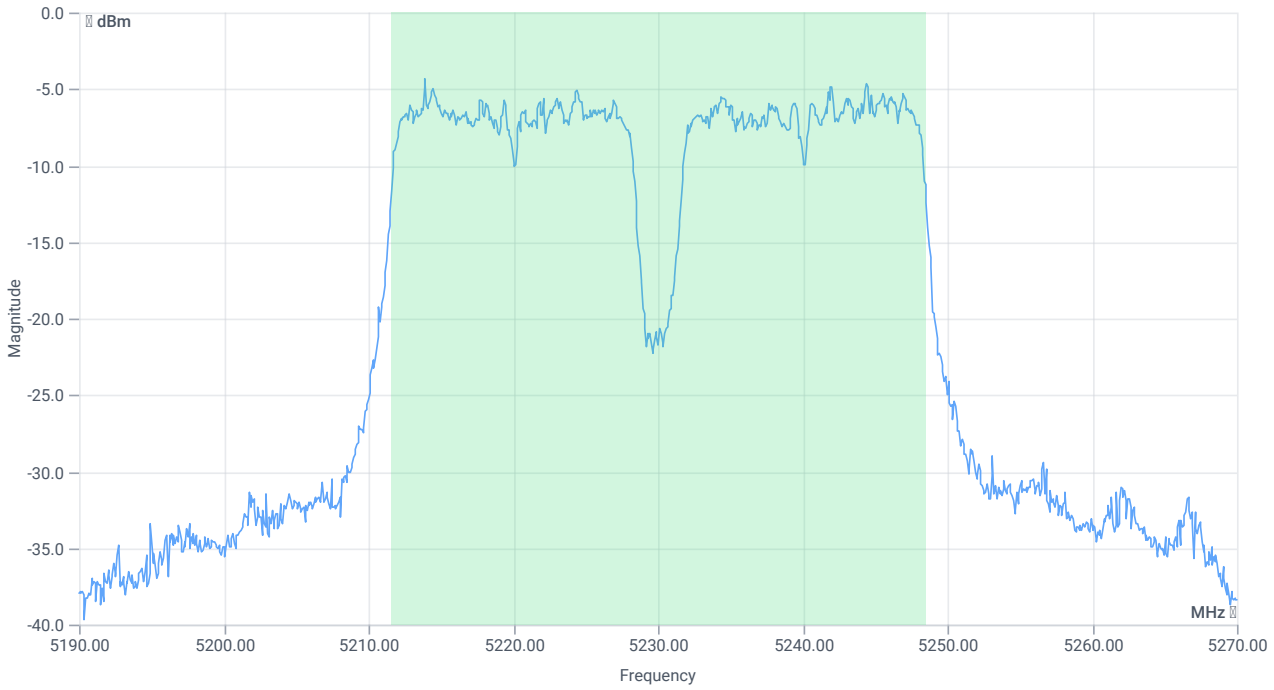

BW 99PCT

RESULT

DESCRIPTION	LOWER LIMIT	UPPER LIMIT	MEASURED	UNIT	VERDICT
Bandwidth 99%	---	---	36.843	MHz	INFO
T1 99%	---	---	5211.6184	MHz	INFO
T2 99%	---	---	5248.4615	MHz	INFO

Maximum Output Power

READ SA SETTINGS:

RefLevel [dBm] | RefLevelOffset [dB] | InpAtt [dB]	10.25 | 9.97 | 15
Start [MHz] | Stop [MHz]	5190.000 | 5270.000
RBW [MHz] | VBW [MHz]	1.000000 | 3.000000
Detector | TraceMode	RMS | MAXH
Sweep: time [ms] | count | points per Section | type	53700 | 1 | 161 | SWE

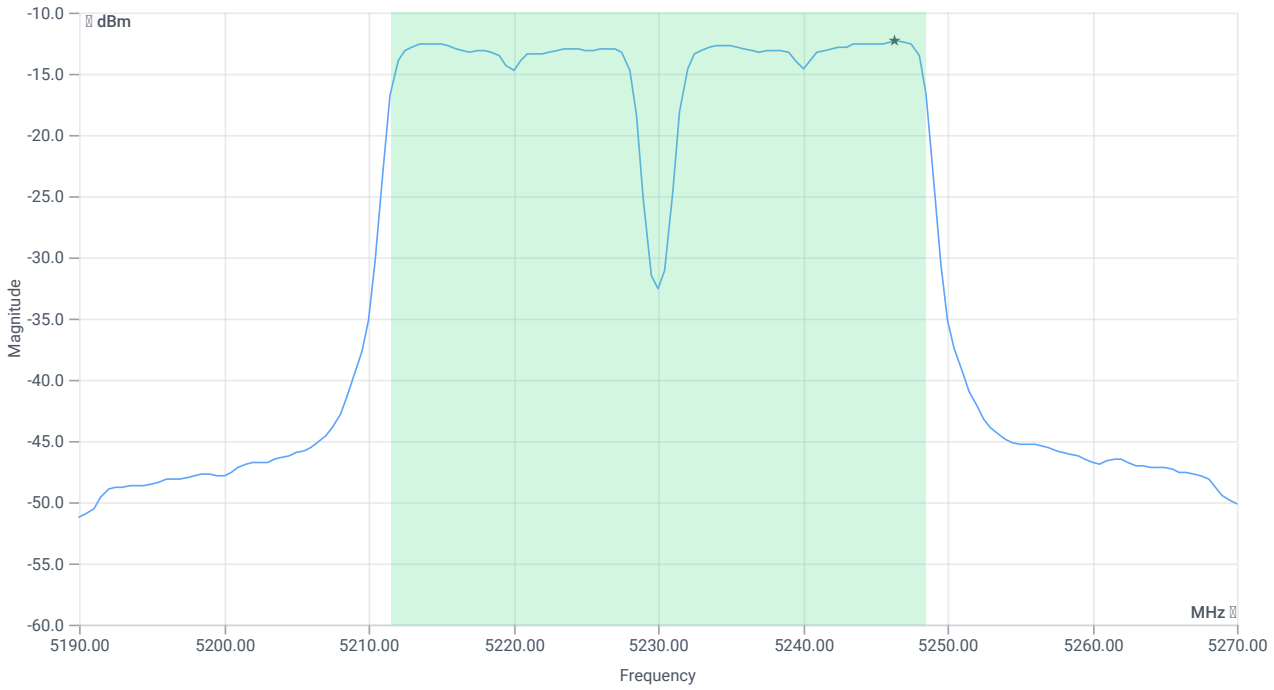

Max OP and PSD

RESULT

DESCRIPTION	LOWER LIMIT	UPPER LIMIT	MEASURED	UNIT	VERDICT
Max output power	---	---	1.86	dBm	INFO
Duty cycle correction	---	---	3.27	dB	INFO
Limit absolute					
Max output power DC corrected	---	24	5.13	dBm	na
Limit: 11 dBm + 10 log 36.843					
Max output power DC corrected	---	26.66	5.13	dBm	na

Power spectral density

RESULT

DESCRIPTION	LOWER LIMIT	UPPER LIMIT	MEASURED	UNIT	VERDICT
Power spectral density	---	---	-12.32	dBm/1MHz	INFO
Duty cycle correction	---	---	3.27	dB	INFO
Power spectral density DC corrected	---	11	-9.05	dBm/1MHz	PASS

Verdict
PASS

FCC 15.407 # Max output power and psd ~ WLAN5Gx n-HT40 mode U-NII-1

References

TC start	26.01.2024 17:44:30
Ambit temp [°C] | humidity [rel%]	26.8 | 36
System version	5.0.1.0
Standard | Version	FCC 15.407 | NI
Method	KDB789033 D02, F., E.2.e.
Description	FCC 15.407 Max Output Power & PSD - WLAN5Gx n-HT40 mode U-NII-1
Information	

EUT Common Settings WLAN5Gx

Number of antenna ports	1
User Interaction	No
Device class UNII_1	Client
Limit W52 japan	Standard

Equipment

Signal analyzer,Rohde&Schwarz,FSV-30,1321.3008K30/103170,3.60
Signaling unit,Rohde&Schwarz,CMW,1201.0002k75/102550,4.0.190
Switch matrix,cetecom advanced GmbH,USM,A001,1.0.0

Test Parameter

Technology to test	WLAN5Gx n-HT40 mode
EUT port	EUT2
Temperature	nom
Voltage	nom
Frequency low to test	False | Freq [MHz] 5190
Frequency mid to test	False | Freq [MHz] 0
Frequency high to test	True | Freq [MHz] 5230
Auto control enabled power supply | Climatic Box	No | No
Additional path loss [dB]	0.5
Full path type	EUT_SA_GEN_SIG
Full path name	EUT2.SIG1/EUT2.SA/EUT2.GEN1/EUT2.GEN2/
Switch bits	00100010:00010001:00000000:00000001

Test at TX 5230 MHz

RESULT: Reference power cond.

DESCRIPTION	LOWER LIMIT	UPPER LIMIT	MEASURED	UNIT	VERDICT
Ref. power 1MHz/1MHz cond.	---	---	-1.90	dBm	INFO
Ref. frequency	---	---	5247.180	MHz	INFO

Evaluation max. duty cycle

DUTY CYCLE EVALUATION

DESCRIPTION	LOWER LIMIT	UPPER LIMIT	MEASURED	UNIT	VERDICT
Result summary					
Number of detected bursts: 263					
Duty cycle (burst Ratio) max	---	---	0.643	---	INFO
Duty cycle max	---	---	1.918	dB	INFO
Duty cycle (burst Ratio) min	---	---	0.471	---	INFO
Duty cycle min	---	---	3.27	dB	INFO
Max TX burst length	---	---	0.225	ms	INFO
Min gap length	---	---	0.125	ms	INFO
Max gap length	---	---	0.225	ms	INFO

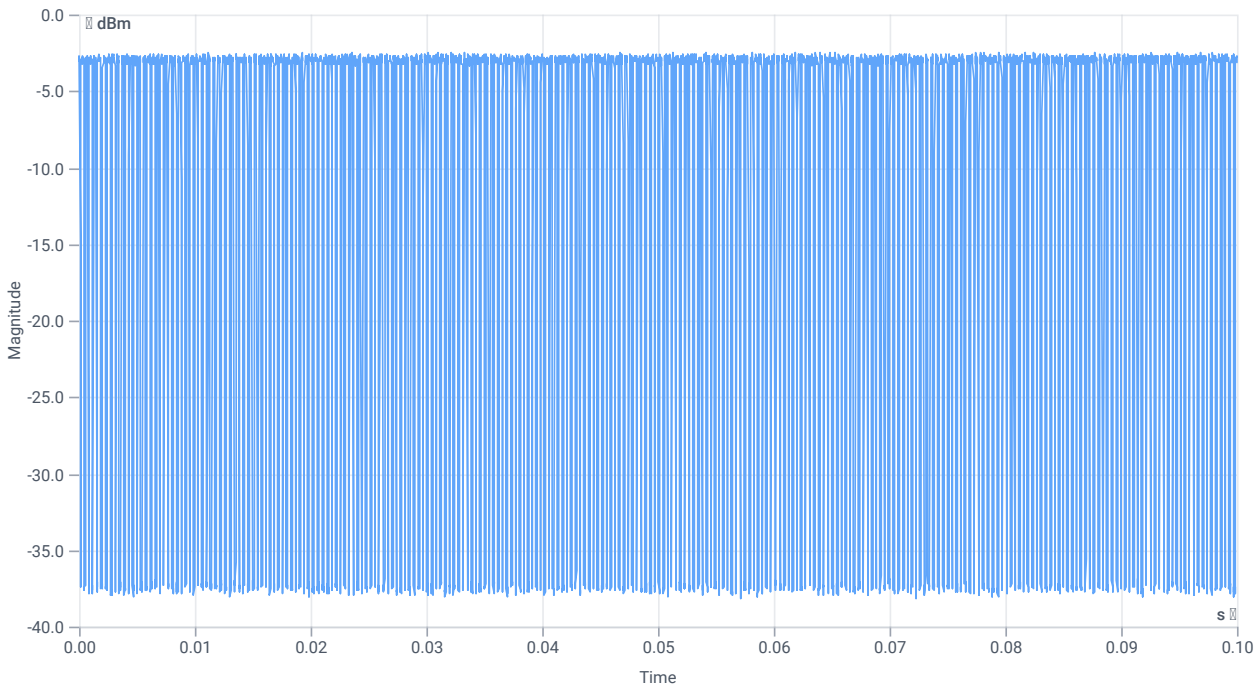

Duty cycle

Evaluation bandwidth

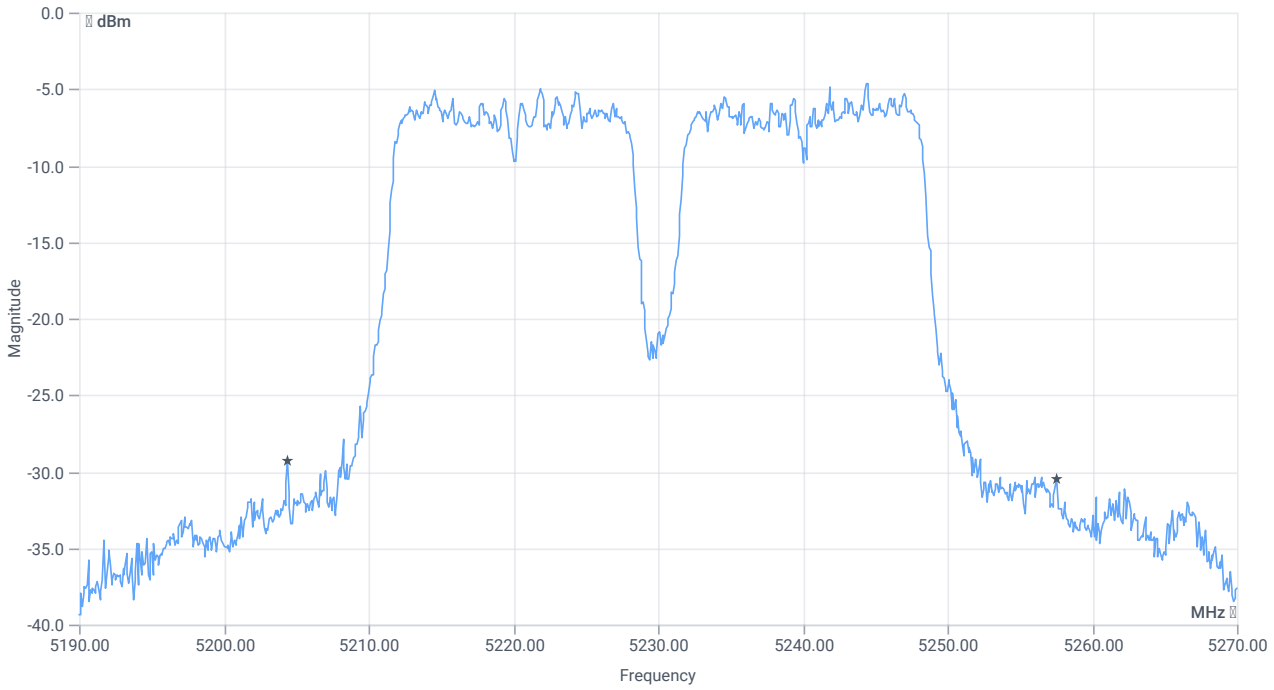

BW 26dB

RESULT

DESCRIPTION	LOWER LIMIT	UPPER LIMIT	MEASURED	UNIT	VERDICT
Bandwidth 26dB	---	---	53.12	MHz	INFO
T1 26dB	---	---	5204.4000	MHz	INFO
T2 26dB	---	---	5257.5200	MHz	INFO

Maximum Output Power

READ SA SETTINGS:

RefLevel [dBm] | RefLevelOffset [dB] | InpAtt [dB]	10.10 | 9.97 | 15
Start [MHz] | Stop [MHz]	5190.000 | 5270.000
RBW [MHz] | VBW [MHz]	1.000000 | 3.000000
Detector | TraceMode	RMS | MAXH
Sweep: time [ms] | count | points per Section | type	53700 | 1 | 161 | SWE

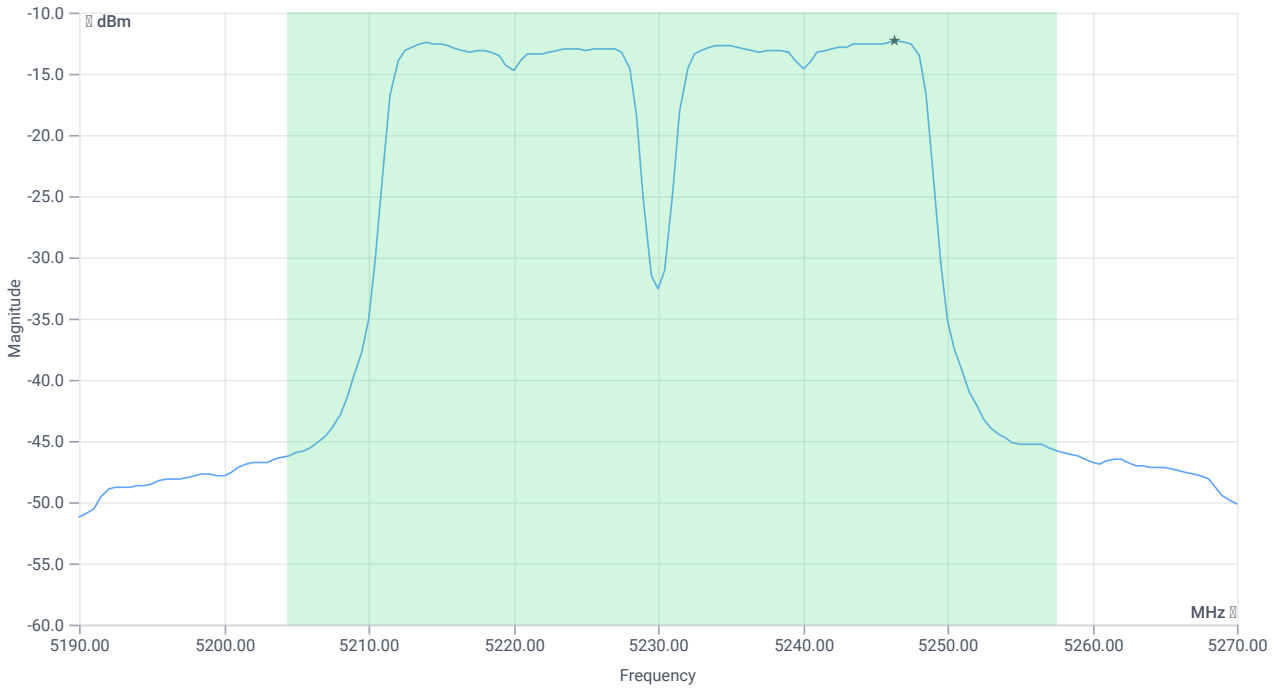

Max OP and PSD

RESULT

DESCRIPTION	LOWER LIMIT	UPPER LIMIT	MEASURED	UNIT	VERDICT
Max output power	---	---	1.92	dBm	INFO
Duty cycle correction	---	---	3.27	dB	INFO
Limit absolute					
Max output power DC corrected	---	24	5.19	dBm	PASS
Limit: 11 dBm + 10 log 53.12					
Max output power DC corrected	---	28.25	5.19	dBm	na

Power spectral density

RESULT

DESCRIPTION	LOWER LIMIT	UPPER LIMIT	MEASURED	UNIT	VERDICT
Power spectral density	---	---	-12.33	dBm/1MHz	INFO
Duty cycle correction	---	---	3.27	dB	INFO
Power spectral density DC corrected	---	11	-9.06	dBm/1MHz	PASS

Verdict
PASS

ISED RSS247 # Max output power and psd ~ WLAN5Gx n-HT40 mode U-NII-1

References

TC start	26.01.2024 17:41:51
Ambit temp [°C] | humidity [rel%]	26.8 | 36
System version	5.0.1.0
Standard | Version	ISED RSS247 | NI
Method	
Description	ISED Max Output Power & PSD - WLAN5Gx n-HT40 mode U-NII-1
Information	

EUT Common Settings WLAN5Gx

Number of antenna ports	1
User Interaction	No
Device class UNII_1	Client
Limit W52 japan	Standard

Equipment

Signal analyzer,Rohde&Schwarz,FSV-30,1321.3008K30/103170,3.60
Signaling unit,Rohde&Schwarz,CMW,1201.0002k75/102550,4.0.190
Switch matrix,cetecom advanced GmbH,USM,A001,1.0.0

Test Parameter

Technology to test	WLAN5Gx n-HT40 mode
EUT port	EUT1
Temperature	nom
Voltage	nom
Frequency low to test	False | Freq [MHz] 5190
Frequency mid to test	False | Freq [MHz] 0
Frequency high to test	True | Freq [MHz] 5230
Auto control enabled power supply | Climatic Box	No | No
Additional path loss [dB]	0.5
Full path type	EUT_SA_GEN_SIG
Full path name	EUT1.SIG1/EUT1.SA/EUT1.GEN1/EUT1.GEN2/
Switch bits	00010001:00010001:00000000:00000001

Test at TX 5230 MHz

RESULT: Reference power cond.

DESCRIPTION	LOWER LIMIT	UPPER LIMIT	MEASURED	UNIT	VERDICT
Ref. power 1MHz/1MHz cond.	---	---	-0.76	dBm	INFO
Ref. frequency	---	---	5244.990	MHz	INFO

Evaluation max. duty cycle

DUTY CYCLE EVALUATION

DESCRIPTION	LOWER LIMIT	UPPER LIMIT	MEASURED	UNIT	VERDICT
Result summary					
Number of detected bursts: 265					
Duty cycle (burst Ratio) max	---	---	0.643	---	INFO
Duty cycle max	---	---	1.918	dB	INFO
Duty cycle (burst Ratio) min	---	---	0.471	---	INFO
Duty cycle min	---	---	3.27	dB	INFO
Max TX burst length	---	---	0.225	ms	INFO
Min gap length	---	---	0.125	ms	INFO
Max gap length	---	---	0.225	ms	INFO

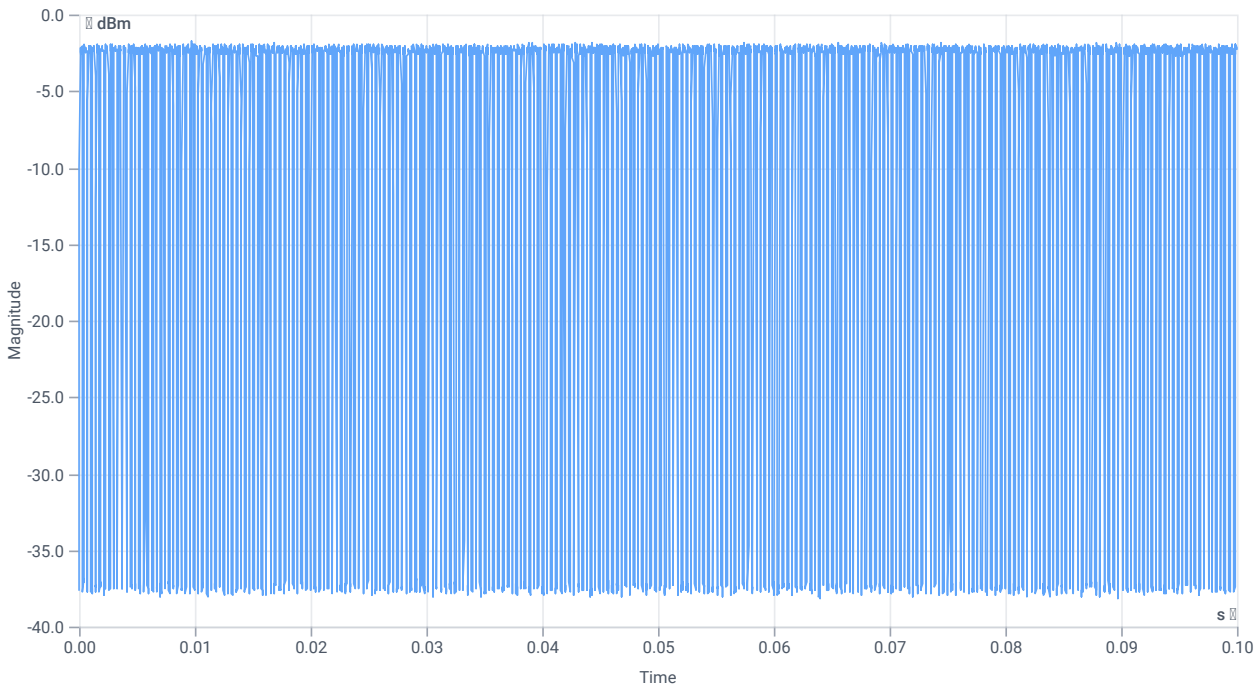

Duty cycle

Evaluation bandwidth

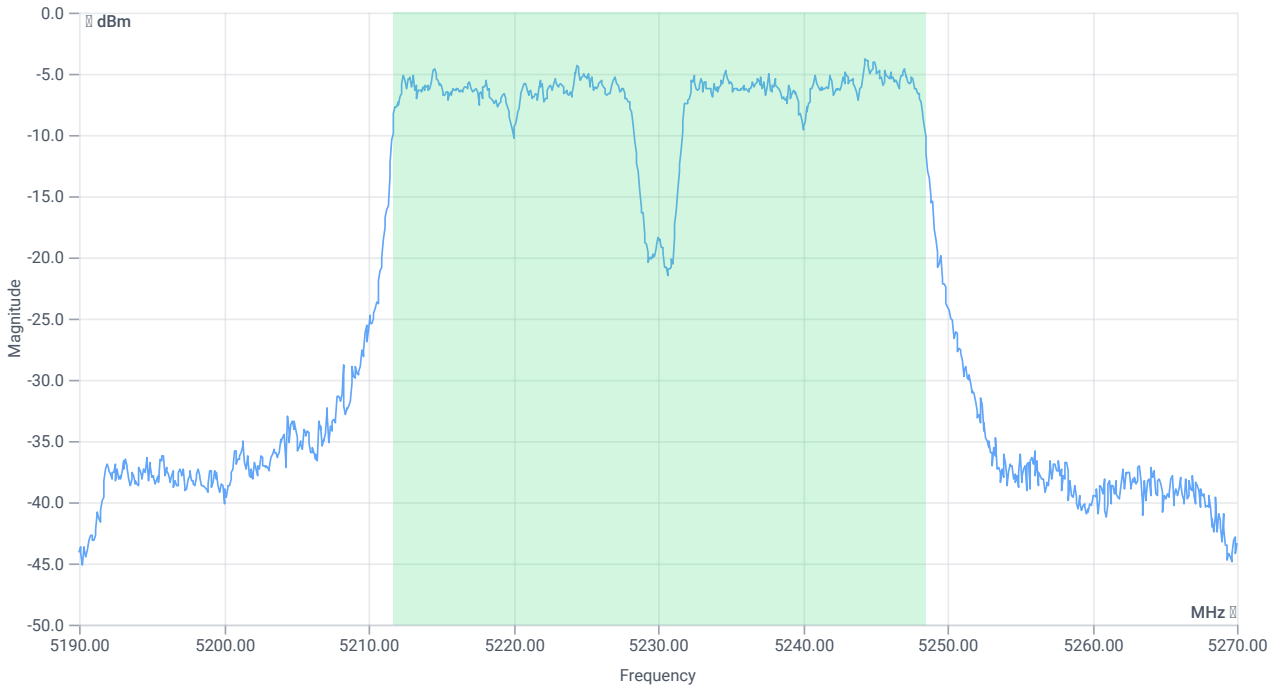

BW 99PCT

RESULT

DESCRIPTION	LOWER LIMIT	UPPER LIMIT	MEASURED	UNIT	VERDICT
Bandwidth 99%	---	---	36.763	MHz	INFO
T1 99%	---	---	5211.6983	MHz	INFO
T2 99%	---	---	5248.4615	MHz	INFO

Maximum Output Power

READ SA SETTINGS:

RefLevel [dBm] | RefLevelOffset [dB] | InpAtt [dB]	11.24 | 9.95 | 20
Start [MHz] | Stop [MHz]	5190.000 | 5270.000
RBW [MHz] | VBW [MHz]	1.000000 | 3.000000
Detector | TraceMode	RMS | MAXH
Sweep: time [ms] | count | points per Section | type	53700 | 1 | 161 | SWE

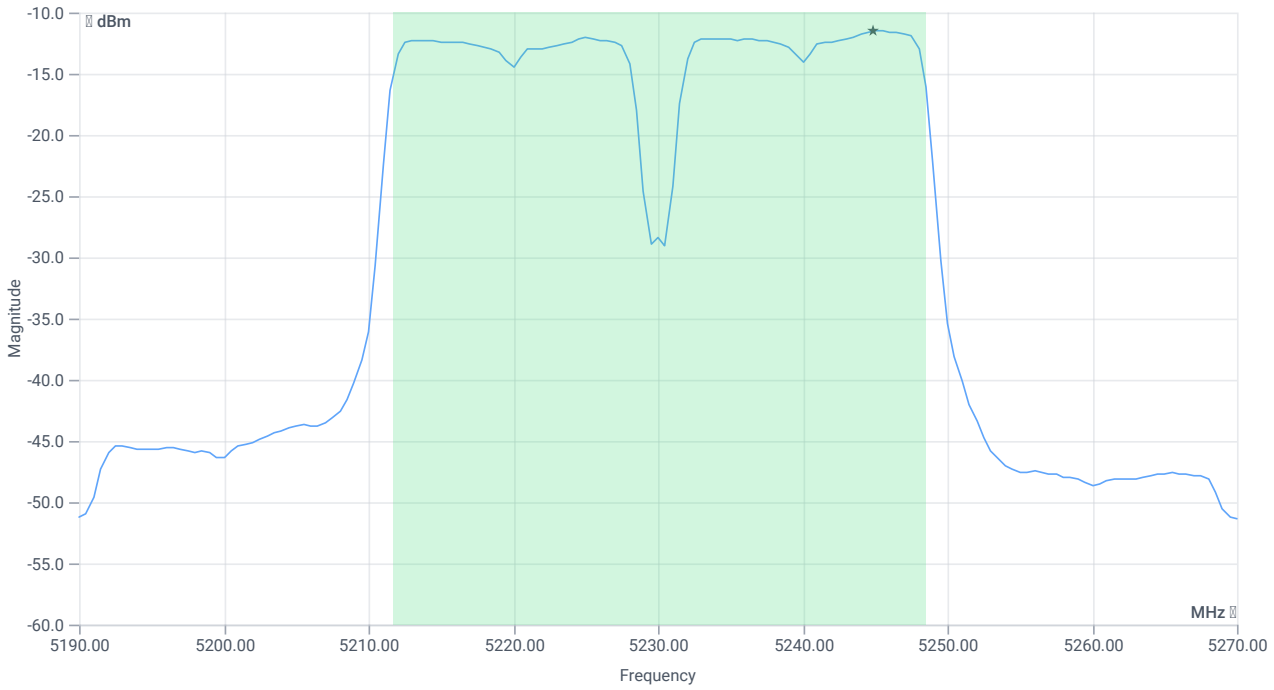

Max OP and PSD

RESULT

DESCRIPTION	LOWER LIMIT	UPPER LIMIT	MEASURED	UNIT	VERDICT
Max output power	---	---	2.47	dBm	INFO
Duty cycle correction	---	---	3.27	dB	INFO
Limit absolute					
Max output power DC corrected	---	24	5.74	dBm	na
Limit: 11 dBm + 10 log 36.763					
Max output power DC corrected	---	26.65	5.74	dBm	na

Power spectral density

RESULT

DESCRIPTION	LOWER LIMIT	UPPER LIMIT	MEASURED	UNIT	VERDICT
Power spectral density	---	---	-11.43	dBm/1MHz	INFO
Duty cycle correction	---	---	3.27	dB	INFO
Power spectral density DC corrected	---	11	-8.16	dBm/1MHz	PASS

Verdict
PASS

FCC 15.407 # Max output power and psd ~ WLAN5Gx n-HT40 mode U-NII-1

References

TC start	26.01.2024 17:40:16
Ambit temp [°C] | humidity [rel%]	26.8 | 36
System version	5.0.1.0
Standard | Version	FCC 15.407 | NI
Method	KDB789033 D02, F., E.2.e.
Description	FCC 15.407 Max Output Power & PSD - WLAN5Gx n-HT40 mode U-NII-1
Information	

EUT Common Settings WLAN5Gx

Number of antenna ports	1
User Interaction	No
Device class UNII_1	Client
Limit W52 japan	Standard

Equipment

Signal analyzer,Rohde&Schwarz,FSV-30,1321.3008K30/103170,3.60
Signaling unit,Rohde&Schwarz,CMW,1201.0002k75/102550,4.0.190
Switch matrix,cetecom advanced GmbH,USM,A001,1.0.0

Test Parameter

Technology to test	WLAN5Gx n-HT40 mode
EUT port	EUT1
Temperature	nom
Voltage	nom
Frequency low to test	False | Freq [MHz] 5190
Frequency mid to test	False | Freq [MHz] 0
Frequency high to test	True | Freq [MHz] 5230
Auto control enabled power supply | Climatic Box	No | No
Additional path loss [dB]	0.5
Full path type	EUT_SA_GEN_SIG
Full path name	EUT1.SIG1/EUT1.SA/EUT1.GEN1/EUT1.GEN2/
Switch bits	00010001:00010001:00000000:00000001

Test at TX 5230 MHz

RESULT: Reference power cond.

DESCRIPTION	LOWER LIMIT	UPPER LIMIT	MEASURED	UNIT	VERDICT
Ref. power 1MHz/1MHz cond.	---	---	-1.53	dBm	INFO
Ref. frequency	---	---	5246.980	MHz	INFO

Evaluation max. duty cycle

DUTY CYCLE EVALUATION

DESCRIPTION	LOWER LIMIT	UPPER LIMIT	MEASURED	UNIT	VERDICT
Result summary					
Number of detected bursts: 265					
Duty cycle (burst Ratio) max	---	---	0.643	---	INFO
Duty cycle max	---	---	1.918	dB	INFO
Duty cycle (burst Ratio) min	---	---	0.471	---	INFO
Duty cycle min	---	---	3.27	dB	INFO
Max TX burst length	---	---	0.225	ms	INFO
Min gap length	---	---	0.125	ms	INFO
Max gap length	---	---	0.225	ms	INFO

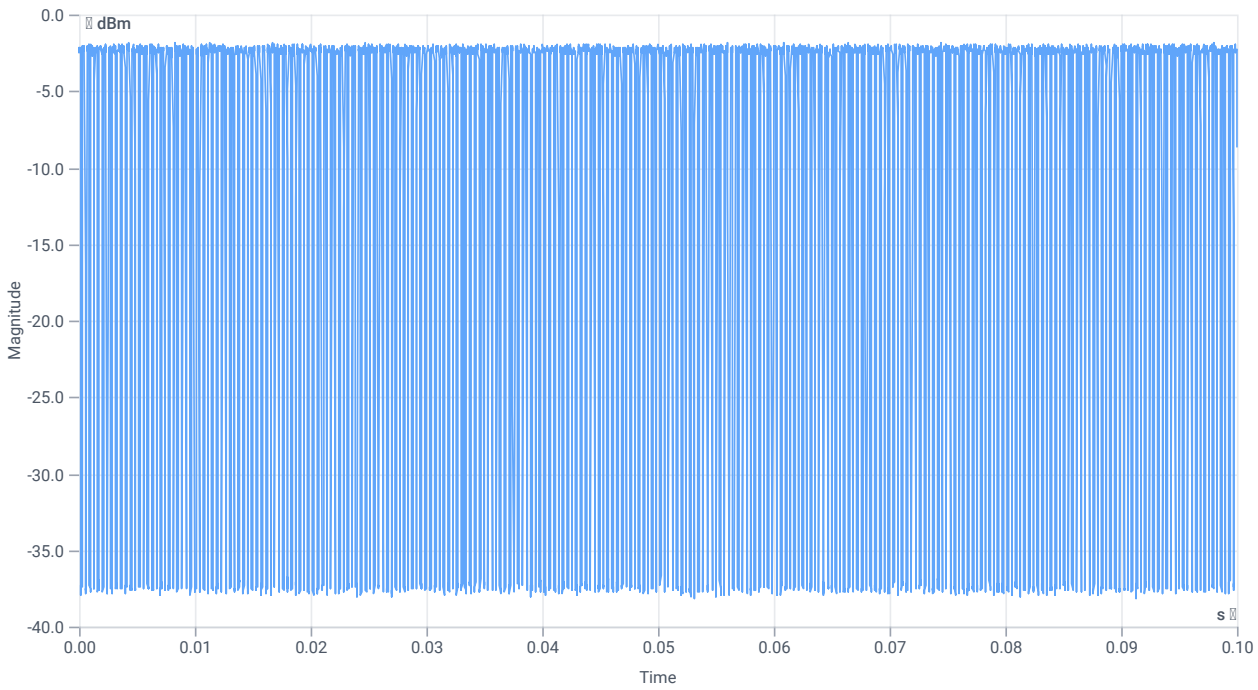

Duty cycle

Evaluation bandwidth

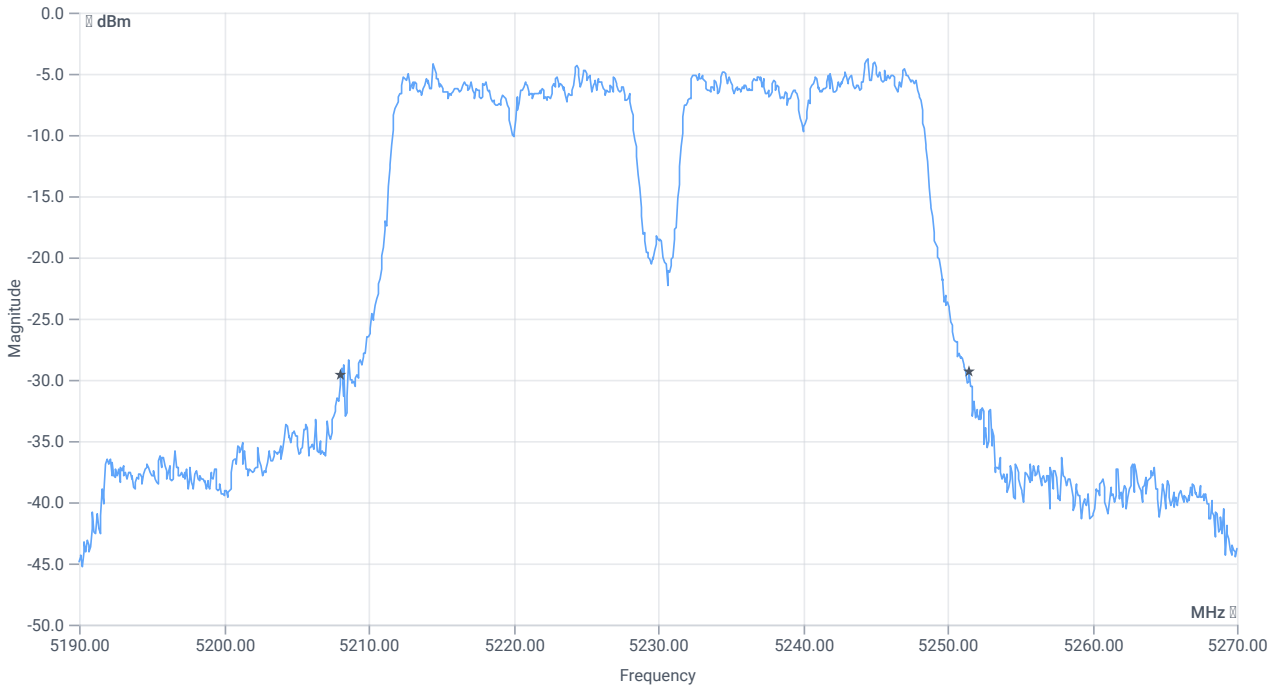

BW 26dB

RESULT

DESCRIPTION	LOWER LIMIT	UPPER LIMIT	MEASURED	UNIT	VERDICT
Bandwidth 26dB	---	---	43.44	MHz	INFO
T1 26dB	---	---	5208.0800	MHz	INFO
T2 26dB	---	---	5251.5200	MHz	INFO

Maximum Output Power

READ SA SETTINGS:

RefLevel [dBm] | RefLevelOffset [dB] | InpAtt [dB]	10.47 | 9.95 | 15
Start [MHz] | Stop [MHz]	5190.000 | 5270.000
RBW [MHz] | VBW [MHz]	1.000000 | 3.000000
Detector | TraceMode	RMS | MAXH
Sweep: time [ms] | count | points per Section | type	53700 | 1 | 161 | SWE

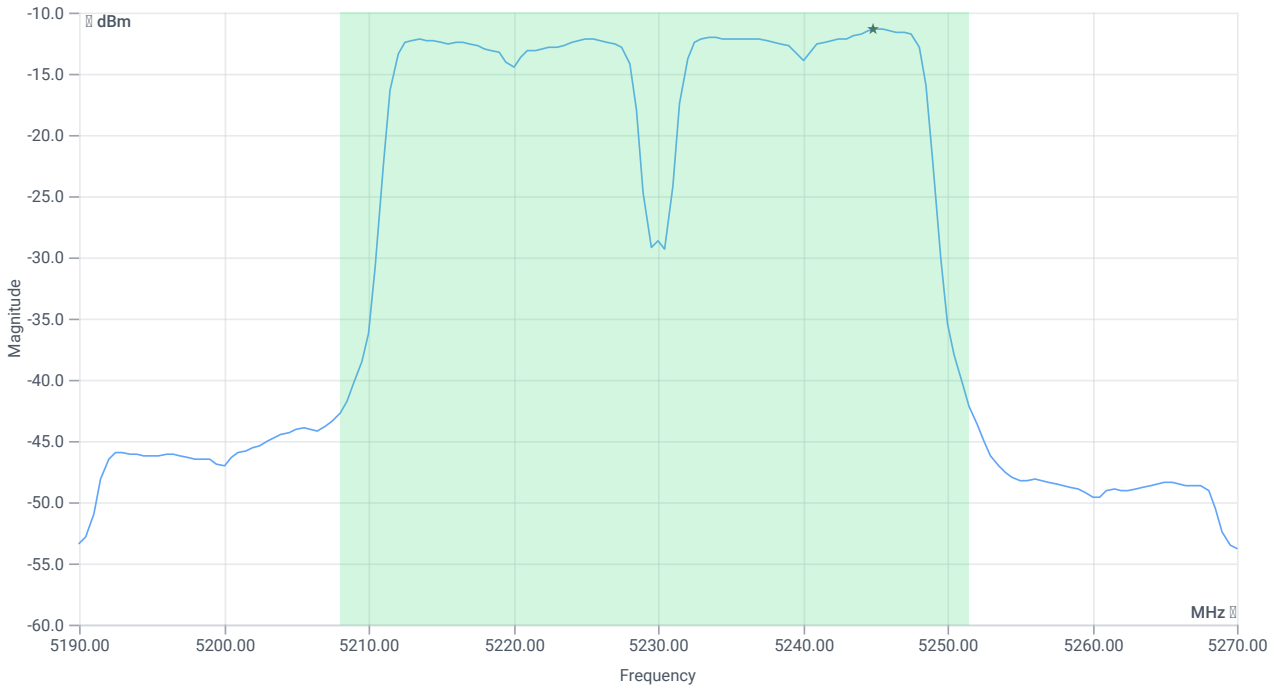

Max OP and PSD

RESULT

DESCRIPTION	LOWER LIMIT	UPPER LIMIT	MEASURED	UNIT	VERDICT
Max output power	---	---	2.52	dBm	INFO
Duty cycle correction	---	---	3.27	dB	INFO
Limit absolute					
Max output power DC corrected	---	24	5.79	dBm	PASS
Limit: 11 dBm + 10 log 43.44					
Max output power DC corrected	---	27.38	5.79	dBm	na

Power spectral density

RESULT

DESCRIPTION	LOWER LIMIT	UPPER LIMIT	MEASURED	UNIT	VERDICT
Power spectral density	---	---	-11.34	dBm/1MHz	INFO
Duty cycle correction	---	---	3.27	dB	INFO
Power spectral density DC corrected	---	11	-8.07	dBm/1MHz	PASS

Verdict
PASS

ISED RSS247 # Max output power and psd ~ WLAN5Gx n-HT40 mode U-NII-1

References

TC start	26.01.2024 17:36:39
Ambit temp [°C] | humidity [rel%]	26.8 | 36
System version	5.0.1.0
Standard | Version	ISED RSS247 | NI
Method	
Description	ISED Max Output Power & PSD - WLAN5Gx n-HT40 mode U-NII-1
Information	

EUT Common Settings WLAN5Gx

Number of antenna ports	1
User Interaction	No
Device class UNII_1	Client
Limit W52 japan	Standard

Equipment

Signal analyzer,Rohde&Schwarz,FSV-30,1321.3008K30/103170,3.60
Signaling unit,Rohde&Schwarz,CMW,1201.0002k75/102550,4.0.190
Switch matrix,cetecom advanced GmbH,USM,A001,1.0.0

Test Parameter

Technology to test	WLAN5Gx n-HT40 mode
EUT port	EUT2
Temperature	nom
Voltage	nom
Frequency low to test	True | Freq [MHz] 5190
Frequency mid to test	False | Freq [MHz] 0
Frequency high to test	False | Freq [MHz] 5230
Auto control enabled power supply | Climatic Box	No | No
Additional path loss [dB]	0.5
Full path type	EUT_SA_GEN_SIG
Full path name	EUT2.SIG1/EUT2.SA/EUT2.GEN1/EUT2.GEN2/
Switch bits	00100010:00010001:00000000:00000001

Test at TX 5190 MHz

RESULT: Reference power cond.

DESCRIPTION	LOWER LIMIT	UPPER LIMIT	MEASURED	UNIT	VERDICT
Ref. power 1MHz/1MHz cond.	---	---	-2.18	dBm	INFO
Ref. frequency	---	---	5205.180	MHz	INFO

Evaluation max. duty cycle

DUTY CYCLE EVALUATION

DESCRIPTION	LOWER LIMIT	UPPER LIMIT	MEASURED	UNIT	VERDICT
Result summary					
Number of detected bursts: 264					
Duty cycle (burst Ratio) max	---	---	0.643	---	INFO
Duty cycle max	---	---	1.918	dB	INFO
Duty cycle (burst Ratio) min	---	---	0.471	---	INFO
Duty cycle min	---	---	3.27	dB	INFO
Max TX burst length	---	---	0.225	ms	INFO
Min gap length	---	---	0.125	ms	INFO
Max gap length	---	---	0.225	ms	INFO

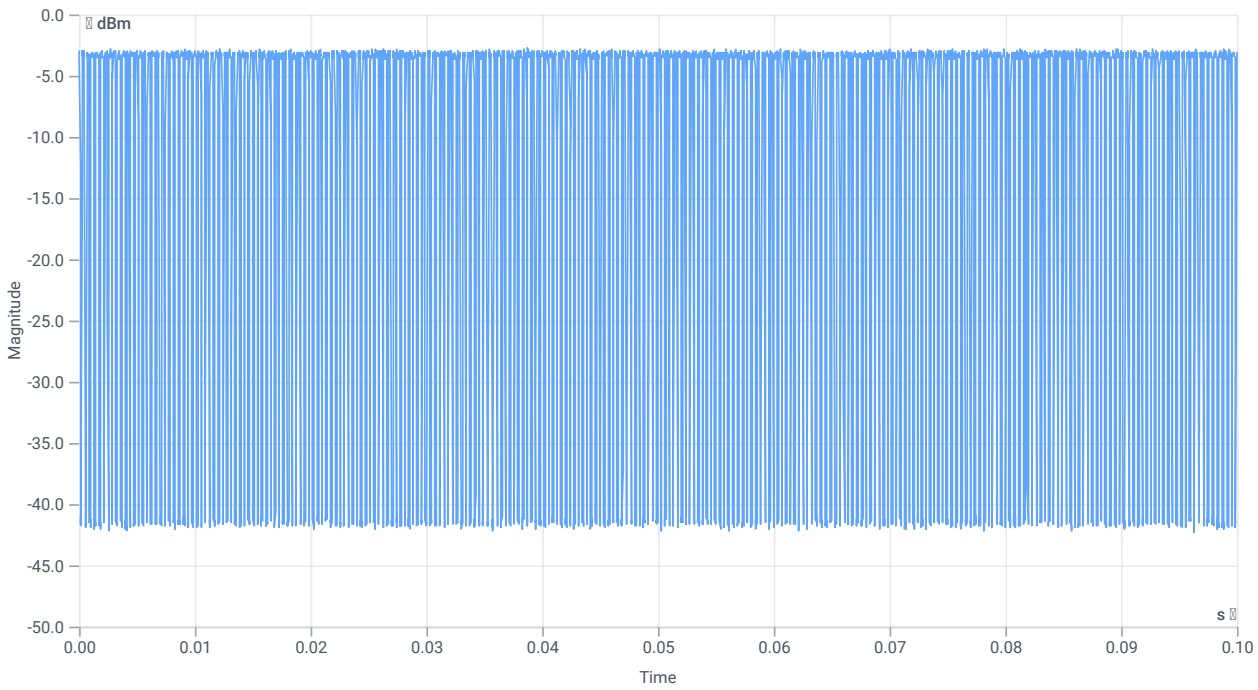

Duty cycle

Evaluation bandwidth

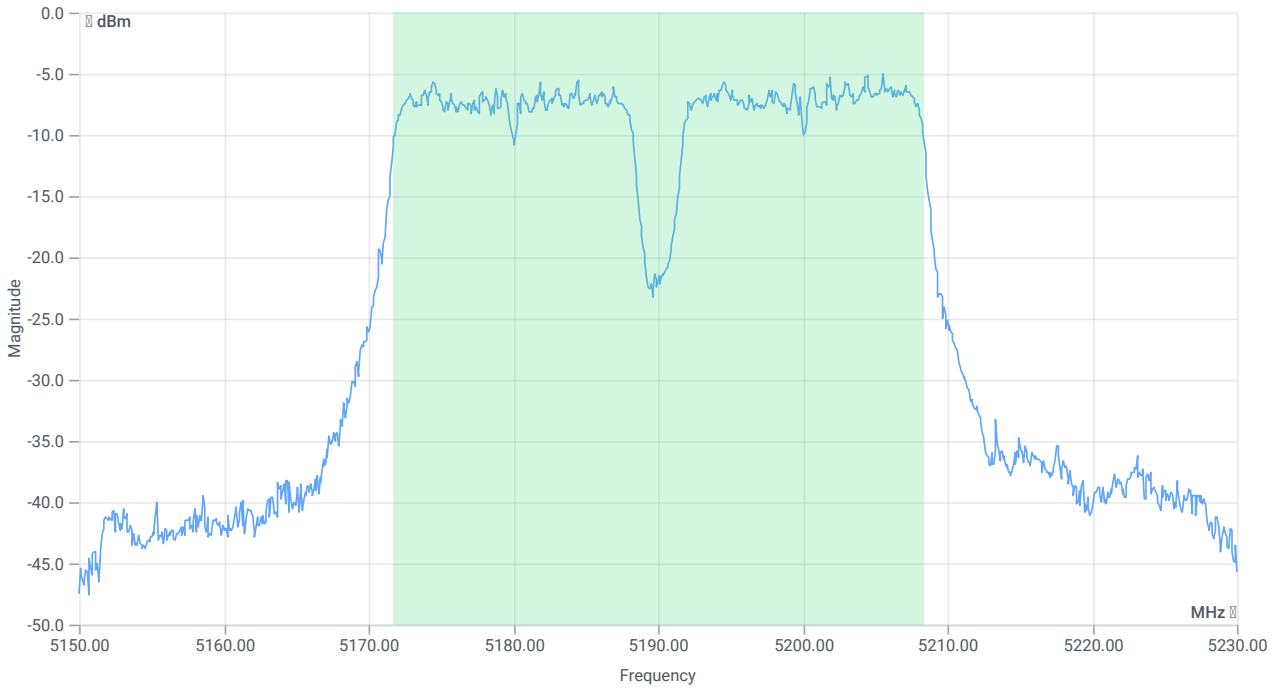

BW 99PCT

RESULT

DESCRIPTION	LOWER LIMIT	UPPER LIMIT	MEASURED	UNIT	VERDICT
Bandwidth 99%	---	---	36.683	MHz	INFO
T1 99%	---	---	5171.6983	MHz	INFO
T2 99%	---	---	5208.3816	MHz	INFO

Maximum Output Power

READ SA SETTINGS:

RefLevel [dBm] | RefLevelOffset [dB] | InpAtt [dB]	9.82 | 10.04 | 15
Start [MHz] | Stop [MHz]	5150.000 | 5230.000
RBW [MHz] | VBW [MHz]	1.000000 | 3.000000
Detector | TraceMode	RMS | MAXH
Sweep: time [ms] | count | points per Section | type	53700 | 1 | 161 | SWE

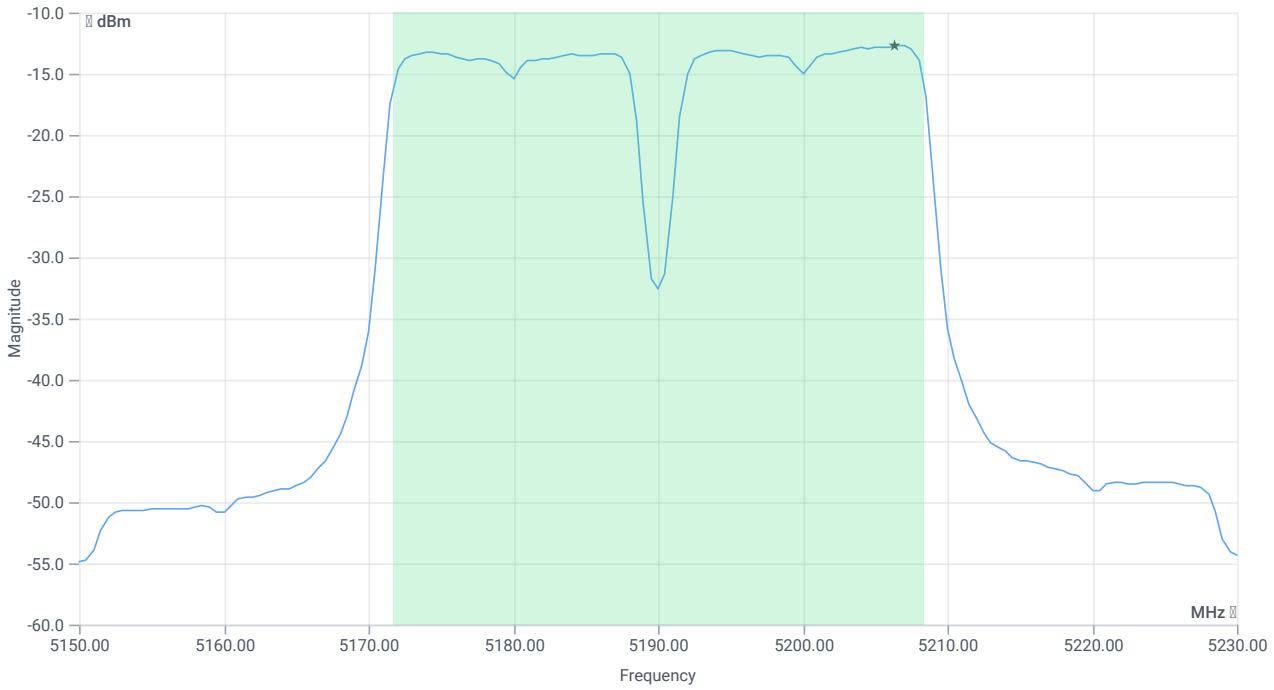

Max OP and PSD

RESULT

DESCRIPTION	LOWER LIMIT	UPPER LIMIT	MEASURED	UNIT	VERDICT
Max output power	---	---	1.39	dBm	INFO
Duty cycle correction	---	---	3.27	dB	INFO
Limit absolute					
Max output power DC corrected	---	24	4.66	dBm	na
Limit: 11 dBm + 10 log 36.683					
Max output power DC corrected	---	26.64	4.66	dBm	na

Power spectral density

RESULT

DESCRIPTION	LOWER LIMIT	UPPER LIMIT	MEASURED	UNIT	VERDICT
Power spectral density	---	---	-12.71	dBm/1MHz	INFO
Duty cycle correction	---	---	3.27	dB	INFO
Power spectral density DC corrected	---	11	-9.44	dBm/1MHz	PASS

Verdict
PASS

FCC 15.407 # Max output power and psd ~ WLAN5Gx n-HT40 mode U-NII-1

References

TC start	26.01.2024 17:35:05
Ambit temp [°C] | humidity [rel%]	26.8 | 36
System version	5.0.1.0
Standard | Version	FCC 15.407 | NI
Method	KDB789033 D02, F., E.2.e.
Description	FCC 15.407 Max Output Power & PSD - WLAN5Gx n-HT40 mode U-NII-1
Information	

EUT Common Settings WLAN5Gx

Number of antenna ports	1
User Interaction	No
Device class UNII_1	Client
Limit W52 japan	Standard

Equipment

Signal analyzer,Rohde&Schwarz,FSV-30,1321.3008K30/103170,3.60
Signaling unit,Rohde&Schwarz,CMW,1201.0002k75/102550,4.0.190
Switch matrix,cetecom advanced GmbH,USM,A001,1.0.0

Test Parameter

Technology to test	WLAN5Gx n-HT40 mode
EUT port	EUT2
Temperature	nom
Voltage	nom
Frequency low to test	True | Freq [MHz] 5190
Frequency mid to test	False | Freq [MHz] 0
Frequency high to test	False | Freq [MHz] 5230
Auto control enabled power supply | Climatic Box	No | No
Additional path loss [dB]	0.5
Full path type	EUT_SA_GEN_SIG
Full path name	EUT2.SIG1/EUT2.SA/EUT2.GEN1/EUT2.GEN2/
Switch bits	00100010:00010001:00000000:00000001

Test at TX 5190 MHz

RESULT: Reference power cond.

DESCRIPTION	LOWER LIMIT	UPPER LIMIT	MEASURED	UNIT	VERDICT
Ref. power 1MHz/1MHz cond.	---	---	-1.82	dBm	INFO
Ref. frequency	---	---	5205.580	MHz	INFO

Evaluation max. duty cycle

DUTY CYCLE EVALUATION

DESCRIPTION	LOWER LIMIT	UPPER LIMIT	MEASURED	UNIT	VERDICT
Result summary					
Number of detected bursts: 267					
Duty cycle (burst Ratio) max	---	---	0.643	---	INFO
Duty cycle max	---	---	1.918	dB	INFO
Duty cycle (burst Ratio) min	---	---	0.471	---	INFO
Duty cycle min	---	---	3.27	dB	INFO
Max TX burst length	---	---	0.225	ms	INFO
Min gap length	---	---	0.125	ms	INFO
Max gap length	---	---	0.225	ms	INFO

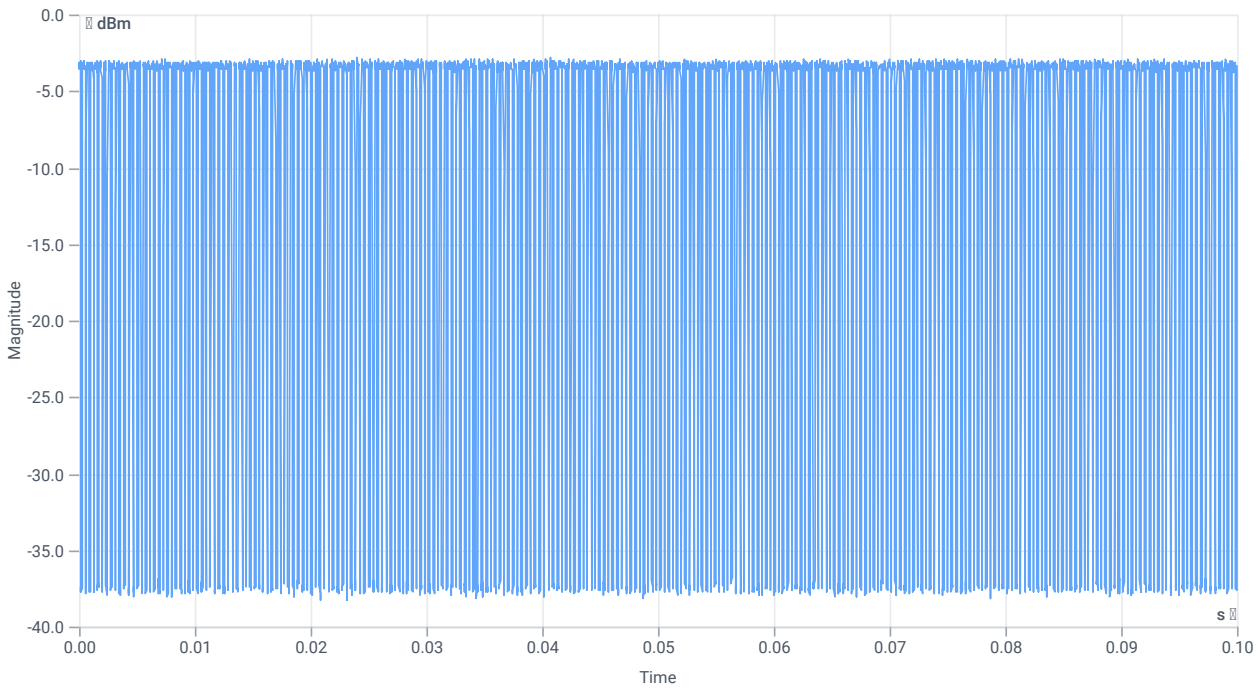

Duty cycle

Evaluation bandwidth

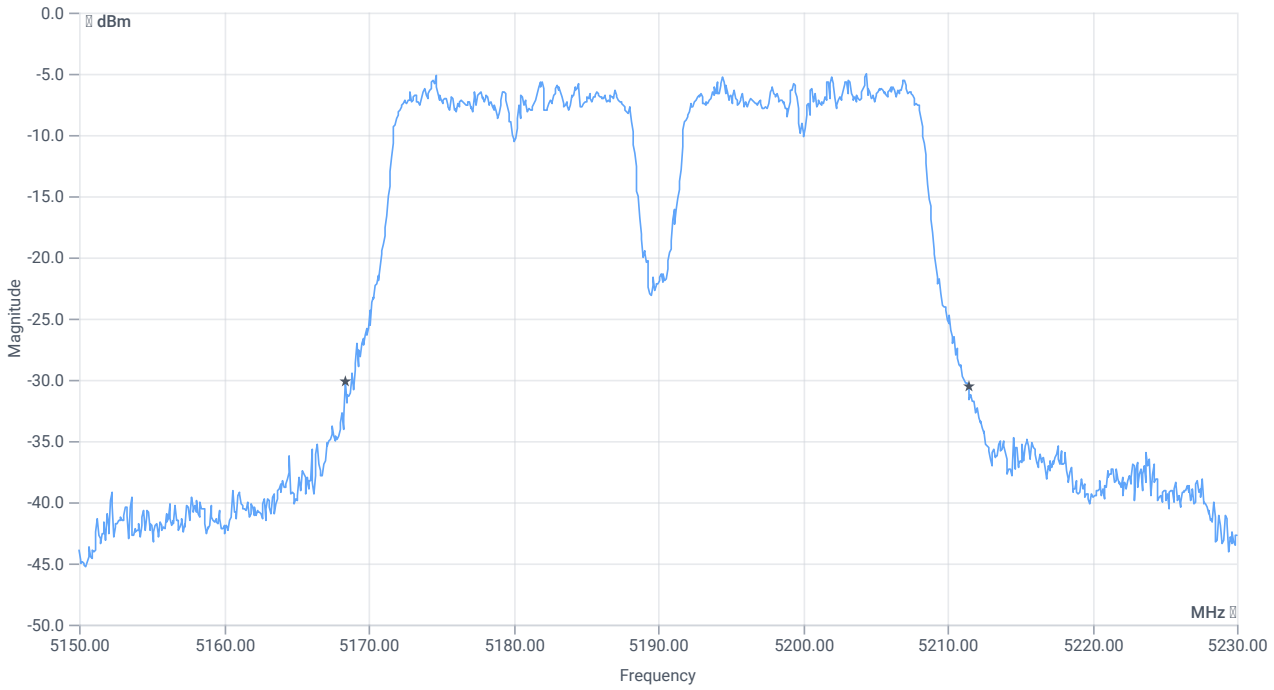

BW 26dB

RESULT

DESCRIPTION	LOWER LIMIT	UPPER LIMIT	MEASURED	UNIT	VERDICT
Bandwidth 26dB	---	---	43.04	MHz	INFO
T1 26dB	---	---	5168.4000	MHz	INFO
T2 26dB	---	---	5211.4400	MHz	INFO

Maximum Output Power

READ SA SETTINGS:

RefLevel [dBm] | RefLevelOffset [dB] | InpAtt [dB]	10.18 | 10.04 | 15
Start [MHz] | Stop [MHz]	5150.000 | 5230.000
RBW [MHz] | VBW [MHz]	1.000000 | 3.000000
Detector | TraceMode	RMS | MAXH
Sweep: time [ms] | count | points per Section | type	53700 | 1 | 161 | SWE

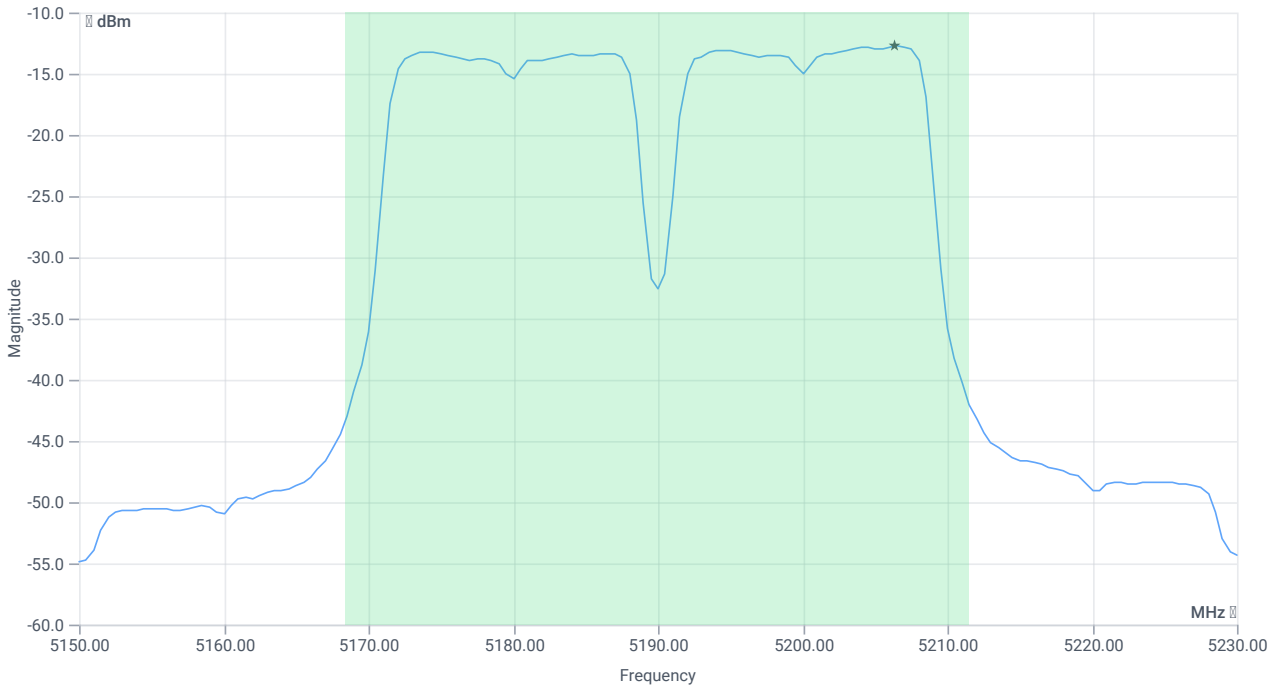

Max OP and PSD

RESULT

DESCRIPTION	LOWER LIMIT	UPPER LIMIT	MEASURED	UNIT	VERDICT
Max output power	---	---	1.43	dBm	INFO
Duty cycle correction	---	---	3.27	dB	INFO
Limit absolute					
Max output power DC corrected	---	24	4.7	dBm	PASS
Limit: 11 dBm + 10 log 43.04					
Max output power DC corrected	---	27.34	4.7	dBm	na

Power spectral density

RESULT

DESCRIPTION	LOWER LIMIT	UPPER LIMIT	MEASURED	UNIT	VERDICT
Power spectral density	---	---	-12.69	dBm/1MHz	INFO
Duty cycle correction	---	---	3.27	dB	INFO
Power spectral density DC corrected	---	11	-9.42	dBm/1MHz	PASS

Verdict
PASS

ISED RSS247 # Max output power and psd ~ WLAN5Gx n-HT40 mode U-NII-1

References

TC start	26.01.2024 17:32:27
Ambit temp [°C] | humidity [rel%]	26.8 | 36
System version	5.0.1.0
Standard | Version	ISED RSS247 | NI
Method	
Description	ISED Max Output Power & PSD - WLAN5Gx n-HT40 mode U-NII-1
Information	

EUT Common Settings WLAN5Gx

Number of antenna ports	1
User Interaction	No
Device class UNII_1	Client
Limit W52 japan	Standard

Equipment

Signal analyzer,Rohde&Schwarz,FSV-30,1321.3008K30/103170,3.60
Signaling unit,Rohde&Schwarz,CMW,1201.0002k75/102550,4.0.190
Switch matrix,cetecom advanced GmbH,USM,A001,1.0.0

Test Parameter

Technology to test	WLAN5Gx n-HT40 mode
EUT port	EUT1
Temperature	nom
Voltage	nom
Frequency low to test	True | Freq [MHz] 5190
Frequency mid to test	False | Freq [MHz] 0
Frequency high to test	False | Freq [MHz] 5230
Auto control enabled power supply | Climatic Box	No | No
Additional path loss [dB]	0.5
Full path type	EUT_SA_GEN_SIG
Full path name	EUT1.SIG1/EUT1.SA/EUT1.GEN1/EUT1.GEN2/
Switch bits	00010001:00010001:00000000:00000001

Test at TX 5190 MHz

RESULT: Reference power cond.

DESCRIPTION	LOWER LIMIT	UPPER LIMIT	MEASURED	UNIT	VERDICT
Ref. power 1MHz/1MHz cond.	---	---	-1.34	dBm	INFO
Ref. frequency	---	---	5204.990	MHz	INFO

Evaluation max. duty cycle

DUTY CYCLE EVALUATION

DESCRIPTION	LOWER LIMIT	UPPER LIMIT	MEASURED	UNIT	VERDICT
Result summary					
Number of detected bursts: 264					
Duty cycle (burst Ratio) max	---	---	0.643	---	INFO
Duty cycle max	---	---	1.918	dB	INFO
Duty cycle (burst Ratio) min	---	---	0.32	---	INFO
Duty cycle min	---	---	4.949	dB	INFO
Max TX burst length	---	---	0.225	ms	INFO
Min gap length	---	---	0.125	ms	INFO
Max gap length	---	---	0.425	ms	INFO

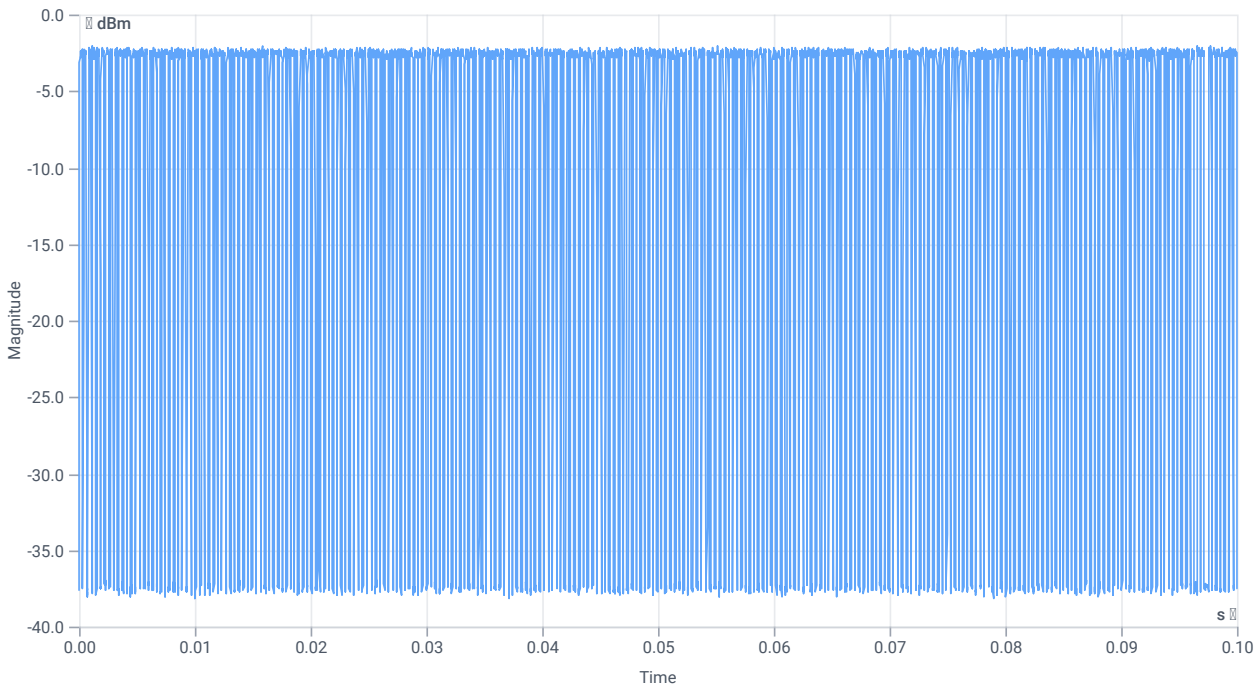

Duty cycle

Evaluation bandwidth

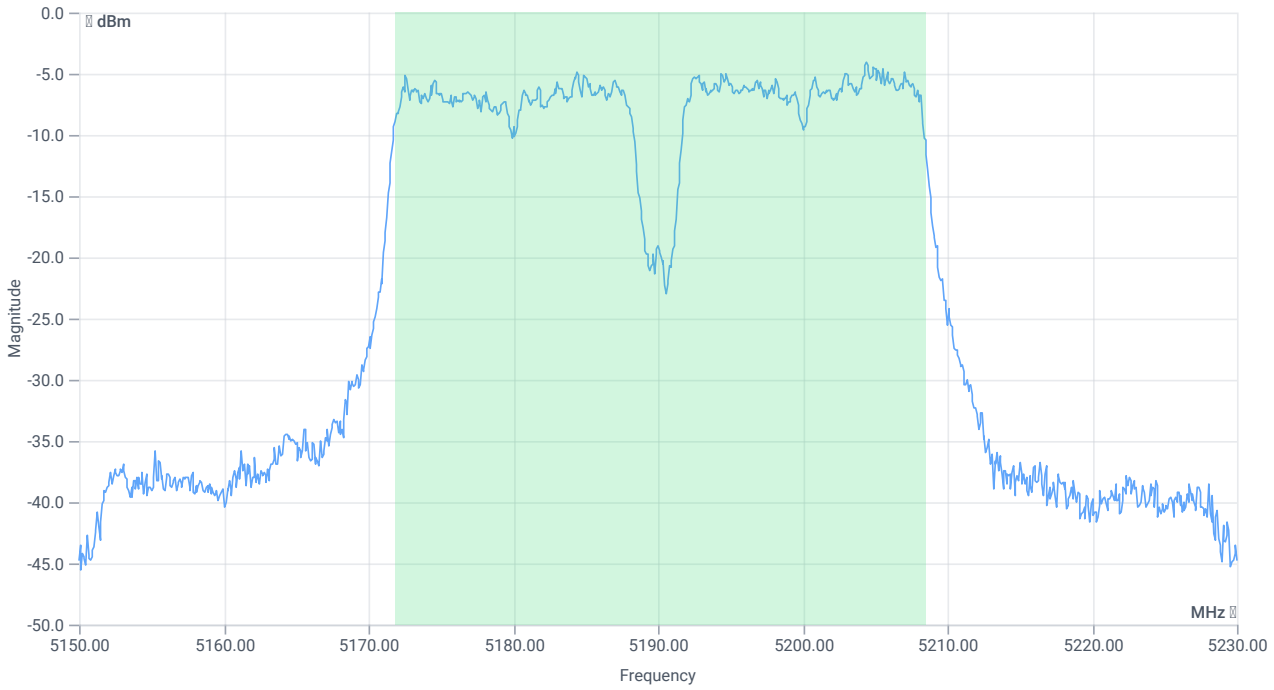

BW 99PCT

RESULT

DESCRIPTION	LOWER LIMIT	UPPER LIMIT	MEASURED	UNIT	VERDICT
Bandwidth 99%	---	---	36.683	MHz	INFO
T1 99%	---	---	5171.7782	MHz	INFO
T2 99%	---	---	5208.4615	MHz	INFO

Maximum Output Power

READ SA SETTINGS:

RefLevel [dBm] | RefLevelOffset [dB] | InpAtt [dB]	10.66 | 10.02 | 15
Start [MHz] | Stop [MHz]	5150.000 | 5230.000
RBW [MHz] | VBW [MHz]	1.000000 | 3.000000
Detector | TraceMode	RMS | MAXH
Sweep: time [ms] | count | points per Section | type	53700 | 1 | 161 | SWE

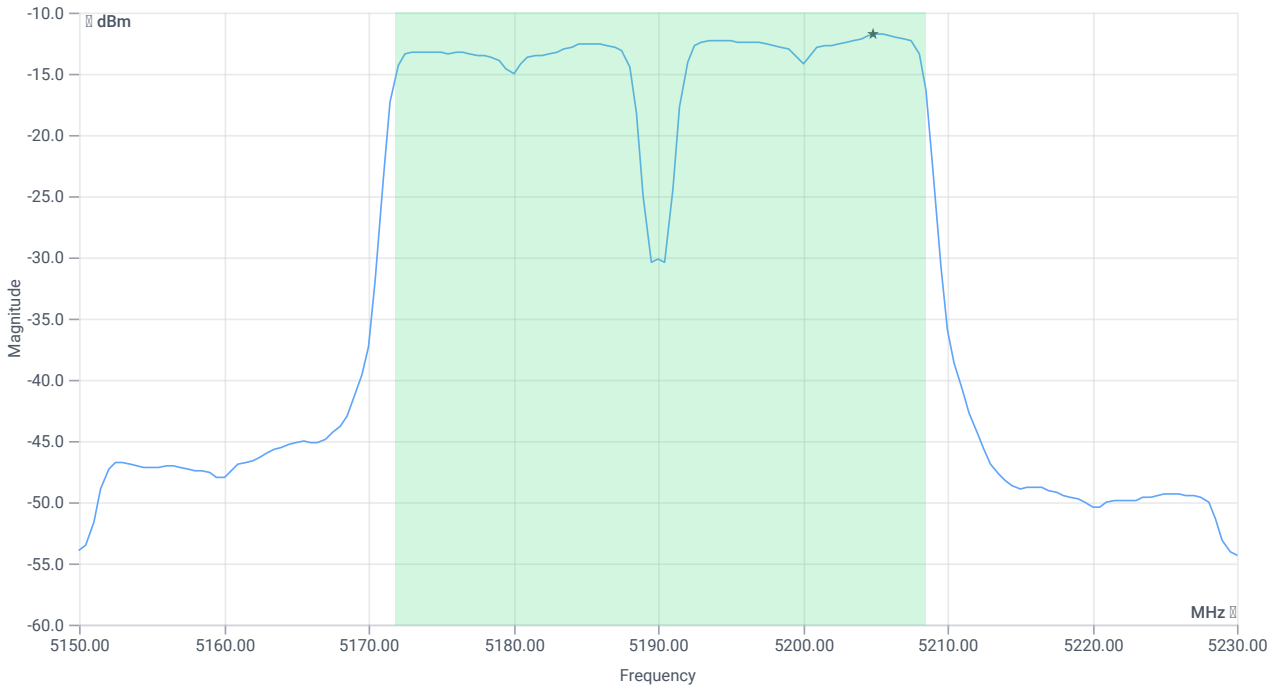

Max OP and PSD

RESULT

DESCRIPTION	LOWER LIMIT	UPPER LIMIT	MEASURED	UNIT	VERDICT
Max output power	---	---	2.02	dBm	INFO
Duty cycle correction	---	---	4.95	dB	INFO
Limit absolute					
Max output power DC corrected	---	24	6.97	dBm	na
Limit: 11 dBm + 10 log 36.683					
Max output power DC corrected	---	26.64	6.97	dBm	na

Power spectral density

RESULT

DESCRIPTION	LOWER LIMIT	UPPER LIMIT	MEASURED	UNIT	VERDICT
Power spectral density	---	---	-11.71	dBm/1MHz	INFO
Duty cycle correction	---	---	4.95	dB	INFO
Power spectral density DC corrected	---	11	-6.76	dBm/1MHz	PASS

Verdict
PASS

FCC 15.407 # Max output power and psd ~ WLAN5Gx n-HT40 mode U-NII-1

References

TC start	26.01.2024 17:30:53
Ambit temp [°C] | humidity [rel%]	26.8 | 36
System version	5.0.1.0
Standard | Version	FCC 15.407 | NI
Method	KDB789033 D02, F., E.2.e.
Description	FCC 15.407 Max Output Power & PSD - WLAN5Gx n-HT40 mode U-NII-1
Information	

EUT Common Settings WLAN5Gx

Number of antenna ports	1
User Interaction	No
Device class UNII_1	Client
Limit W52 japan	Standard

Equipment

Signal analyzer,Rohde&Schwarz,FSV-30,1321.3008K30/103170,3.60
Signaling unit,Rohde&Schwarz,CMW,1201.0002k75/102550,4.0.190
Switch matrix,cetecom advanced GmbH,USM,A001,1.0.0

Test Parameter

Technology to test	WLAN5Gx n-HT40 mode
EUT port	EUT1
Temperature	nom
Voltage	nom
Frequency low to test	True | Freq [MHz] 5190
Frequency mid to test	False | Freq [MHz] 0
Frequency high to test	False | Freq [MHz] 5230
Auto control enabled power supply | Climatic Box	No | No
Additional path loss [dB]	0.5
Full path type	EUT_SA_GEN_SIG
Full path name	EUT1.SIG1/EUT1.SA/EUT1.GEN1/EUT1.GEN2/
Switch bits	00010001:00010001:00000000:00000001

Test at TX 5190 MHz

RESULT: Reference power cond.

DESCRIPTION	LOWER LIMIT	UPPER LIMIT	MEASURED	UNIT	VERDICT
Ref. power 1MHz/1MHz cond.	---	---	-1.94	dBm	INFO
Ref. frequency	---	---	5194.200	MHz	INFO

Evaluation max. duty cycle

DUTY CYCLE EVALUATION

DESCRIPTION	LOWER LIMIT	UPPER LIMIT	MEASURED	UNIT	VERDICT
Result summary					
Number of detected bursts: 265					
Duty cycle (burst Ratio) max	---	---	0.643	---	INFO
Duty cycle max	---	---	1.918	dB	INFO
Duty cycle (burst Ratio) min	---	---	0.471	---	INFO
Duty cycle min	---	---	3.27	dB	INFO
Max TX burst length	---	---	0.225	ms	INFO
Min gap length	---	---	0.125	ms	INFO
Max gap length	---	---	0.225	ms	INFO

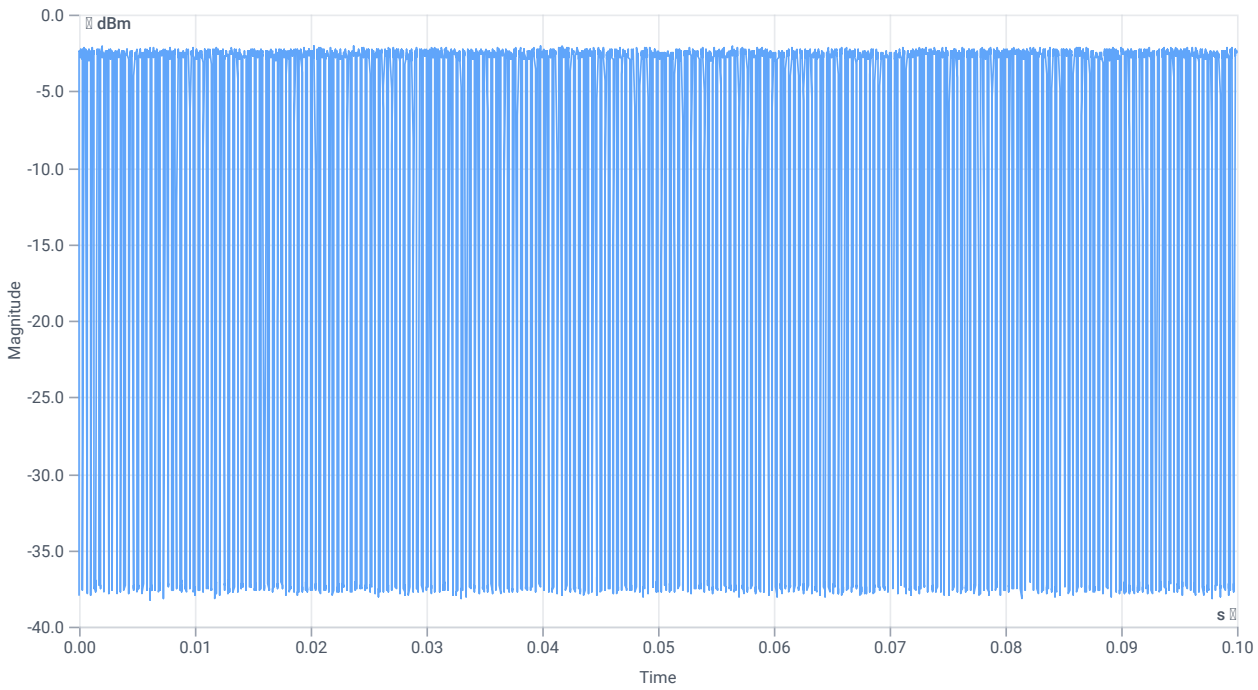

Duty cycle

Evaluation bandwidth

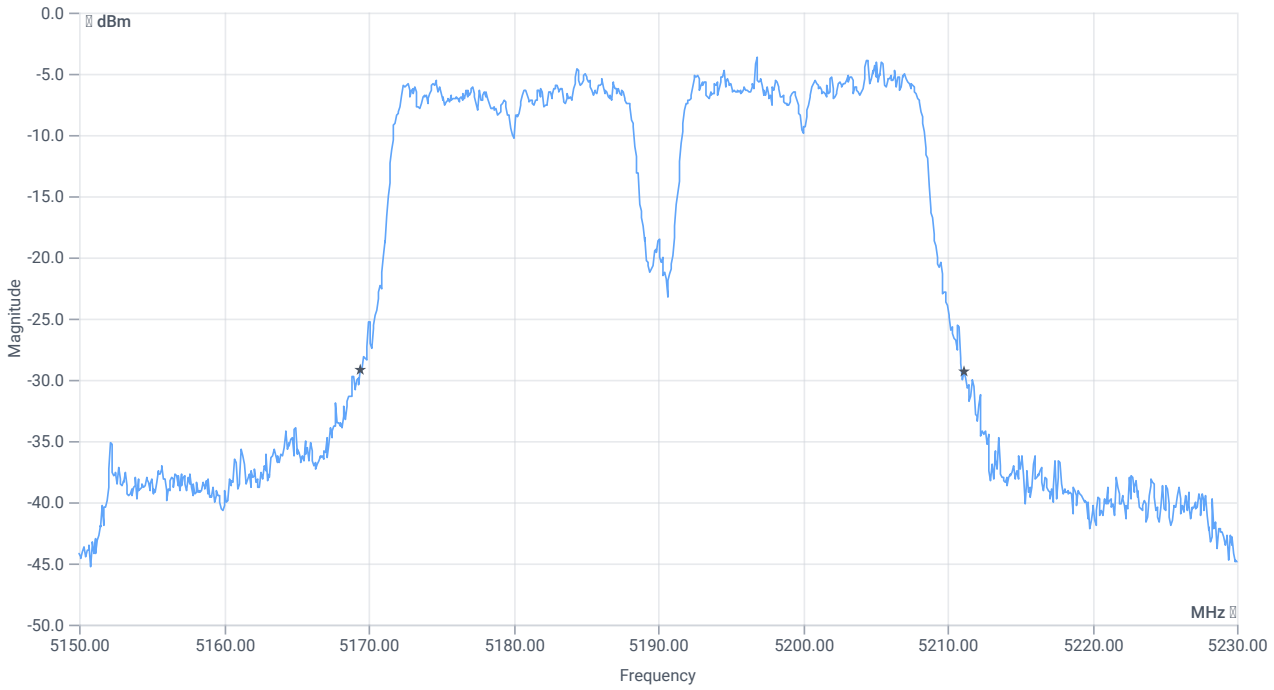

BW 26dB

RESULT

DESCRIPTION	LOWER LIMIT	UPPER LIMIT	MEASURED	UNIT	VERDICT
Bandwidth 26dB	---	---	41.76	MHz	INFO
T1 26dB	---	---	5169.4400	MHz	INFO
T2 26dB	---	---	5211.2000	MHz	INFO

Maximum Output Power

READ SA SETTINGS:

RefLevel [dBm] | RefLevelOffset [dB] | InpAtt [dB]	10.06 | 10.02 | 15
Start [MHz] | Stop [MHz]	5150.000 | 5230.000
RBW [MHz] | VBW [MHz]	1.000000 | 3.000000
Detector | TraceMode	RMS | MAXH
Sweep: time [ms] | count | points per Section | type	53700 | 1 | 161 | SWE

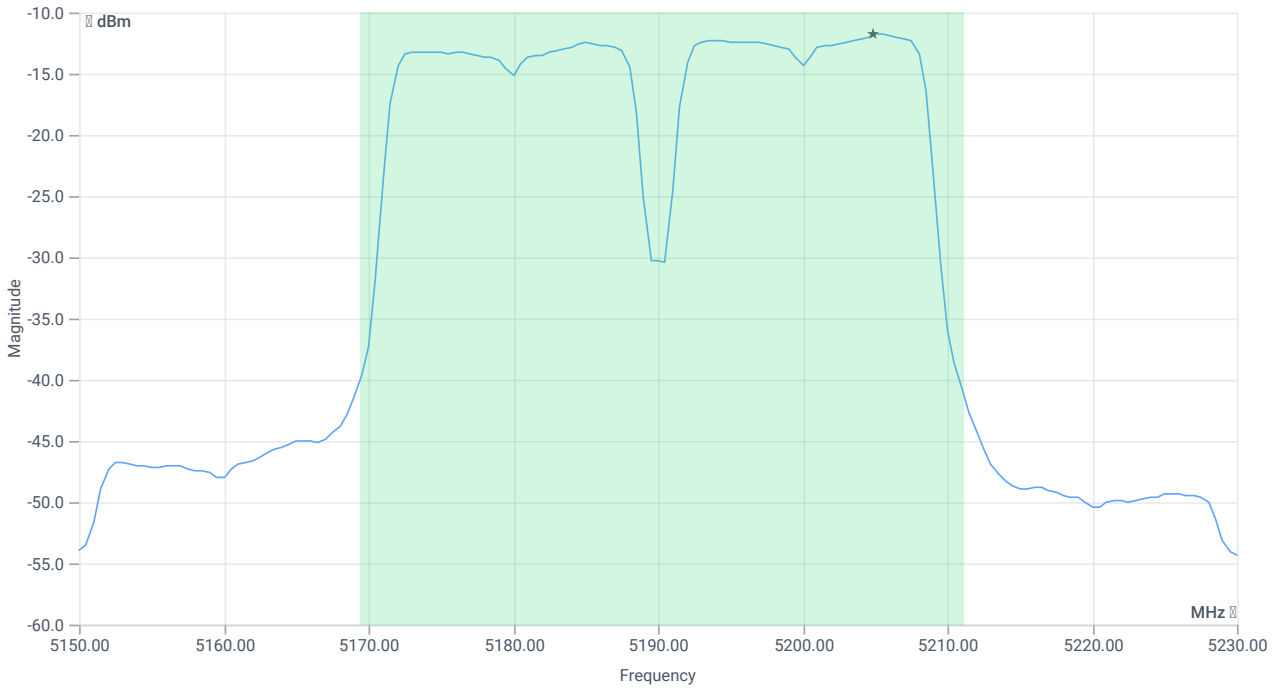

Max OP and PSD

RESULT

DESCRIPTION	LOWER LIMIT	UPPER LIMIT	MEASURED	UNIT	VERDICT
Max output power	---	---	2.06	dBm	INFO
Duty cycle correction	---	---	3.27	dB	INFO
Limit absolute					
Max output power DC corrected	---	24	5.33	dBm	PASS
Limit: 11 dBm + 10 log 41.76					
Max output power DC corrected	---	27.21	5.33	dBm	na

Power spectral density

RESULT

DESCRIPTION	LOWER LIMIT	UPPER LIMIT	MEASURED	UNIT	VERDICT
Power spectral density	---	---	-11.73	dBm/1MHz	INFO
Duty cycle correction	---	---	3.27	dB	INFO
Power spectral density DC corrected	---	11	-8.46	dBm/1MHz	PASS

Verdict
PASS

ISED RSS247 # Max output power and psd ~ WLAN5Gx n-HT20 mode U-NII-3

References

TC start	26.01.2024 17:21:04
Ambit temp [°C] | humidity [rel%]	26.8 | 36
System version	5.0.1.0
Standard | Version	ISED RSS247 | NI
Method	
Description	ISED Max Output Power & PSD - WLAN5Gx n-HT20 mode U-NII-3
Information	

EUT Common Settings WLAN5Gx

Number of antenna ports	1
User Interaction	No
Device class UNII_1	Client
Limit W52 japan	Standard

Equipment

Signal analyzer,Rohde&Schwarz,FSV-30,1321.3008K30/103170,3.60
Signaling unit,Rohde&Schwarz,CMW,1201.0002k75/102550,4.0.190
Switch matrix,cetecom advanced GmbH,USM,A001,1.0.0

Test Parameter

Technology to test	WLAN5Gx n-HT20 mode
EUT port	EUT2
Temperature	nom
Voltage	nom
Frequency low to test	False | Freq [MHz] 5745
Frequency mid to test	False | Freq [MHz] 5785
Frequency high to test	True | Freq [MHz] 5825
Auto control enabled power supply | Climatic Box	No | No
Additional path loss [dB]	0.5
Full path type	EUT_SA_GEN_SIG
Full path name	EUT2.SIG1/EUT2.SA/EUT2.GEN1/EUT2.GEN2/
Switch bits	00100010:00010001:00000000:00000001

Test at TX 5825 MHz

RESULT: Reference power cond.

DESCRIPTION	LOWER LIMIT	UPPER LIMIT	MEASURED	UNIT	VERDICT
Ref. power 1MHz/1MHz cond.	---	---	-0.71	dBm	INFO
Ref. frequency	---	---	5830.000	MHz	INFO

Evaluation max. duty cycle

DUTY CYCLE EVALUATION

DESCRIPTION	LOWER LIMIT	UPPER LIMIT	MEASURED	UNIT	VERDICT
Result summary					
Number of detected bursts: 265					
Duty cycle (burst Ratio) max	---	---	0.643	---	INFO
Duty cycle max	---	---	1.918	dB	INFO
Duty cycle (burst Ratio) min	---	---	0.4	---	INFO
Duty cycle min	---	---	3.979	dB	INFO
Max TX burst length	---	---	0.225	ms	INFO
Min gap length	---	---	0.125	ms	INFO
Max gap length	---	---	0.3	ms	INFO

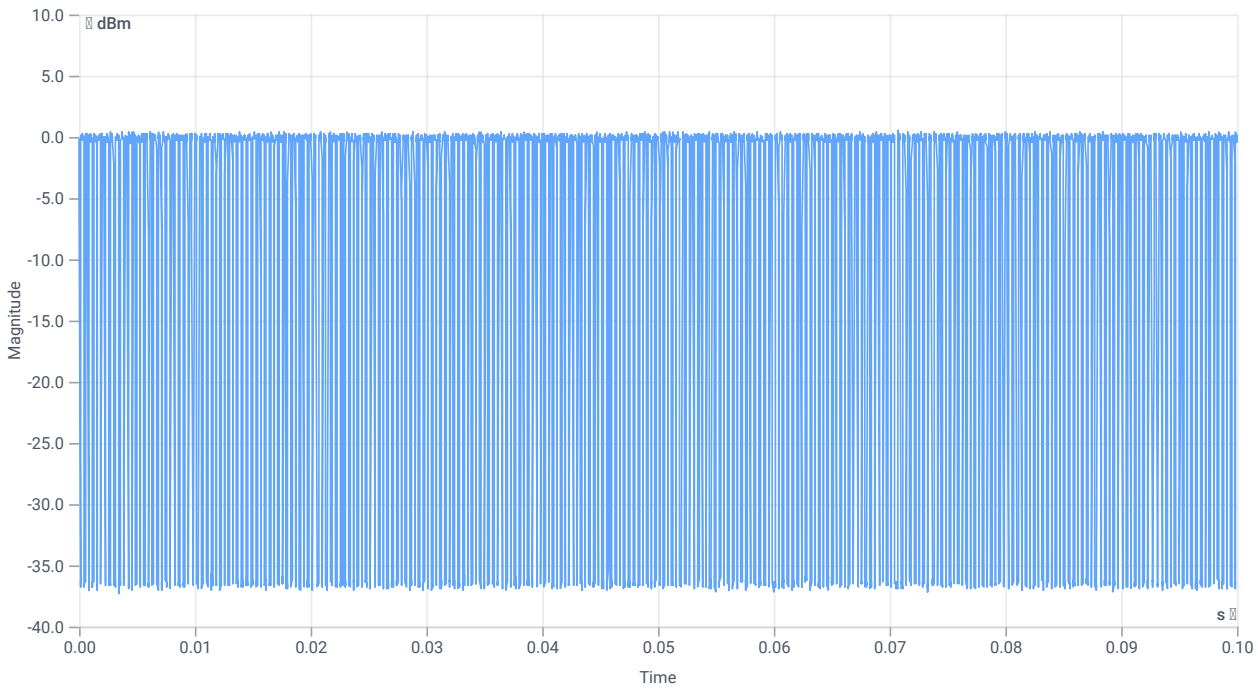

Duty cycle

Evaluation bandwidth

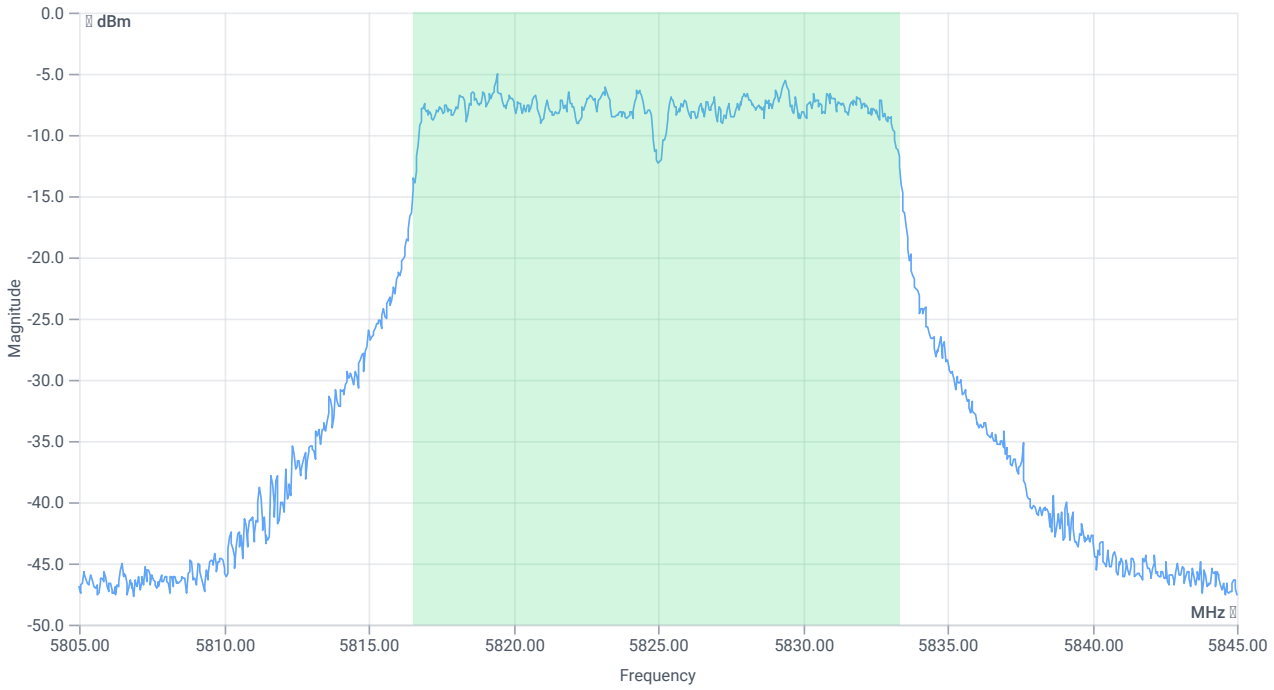

BW 99PCT

RESULT

DESCRIPTION	LOWER LIMIT	UPPER LIMIT	MEASURED	UNIT	VERDICT
Bandwidth 99%	---	---	16.783	MHz	INFO
T1 99%	---	---	5816.5684	MHz	INFO
T2 99%	---	---	5833.3516	MHz	INFO

Maximum Output Power

READ SA SETTINGS:

RefLevel [dBm] | RefLevelOffset [dB] | InpAtt [dB]	11.29 | 10.44 | 15
Start [MHz] | Stop [MHz]	5805.000 | 5845.000
RBW [MHz] | VBW [MHz]	1.000000 | 3.000000
Detector | TraceMode	RMS | MAXH
Sweep: time [ms] | count | points per Section | type	53700 | 1 | 161 | SWE

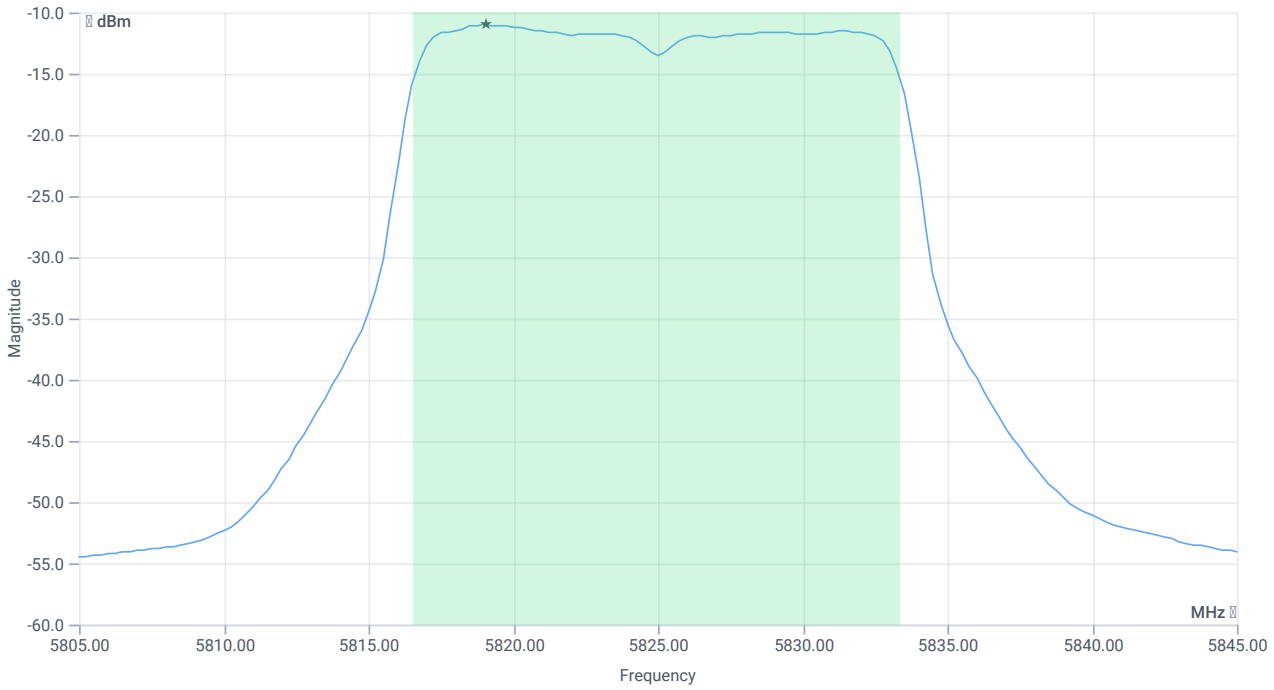

Max OP and PSD

RESULT

DESCRIPTION	LOWER LIMIT	UPPER LIMIT	MEASURED	UNIT	VERDICT
Max output power	---	---	0.12	dBm	INFO
Duty cycle correction	---	---	3.98	dB	INFO
Limit absolute					
Max output power DC corrected	---	30	4.1	dBm	PASS
Limit: 11 dBm + 10 log 16.783					
Max output power DC corrected	---	23.25	4.1	dBm	na

Power Spectral Density U-NII-3

READ SA SETTINGS:

RefLevel [dBm] | RefLevelOffset [dB] | InpAtt [dB]	11.29 | 10.44 | 20
Start [MHz] | Stop [MHz]	5805.000 | 5845.000
RBW [MHz] | VBW [MHz]	0.500000 | 3.000000
Detector | TraceMode	RMS | MAXH
Sweep: time [ms] | count | points per Section | type	53700 | 1 | 161 | SWE

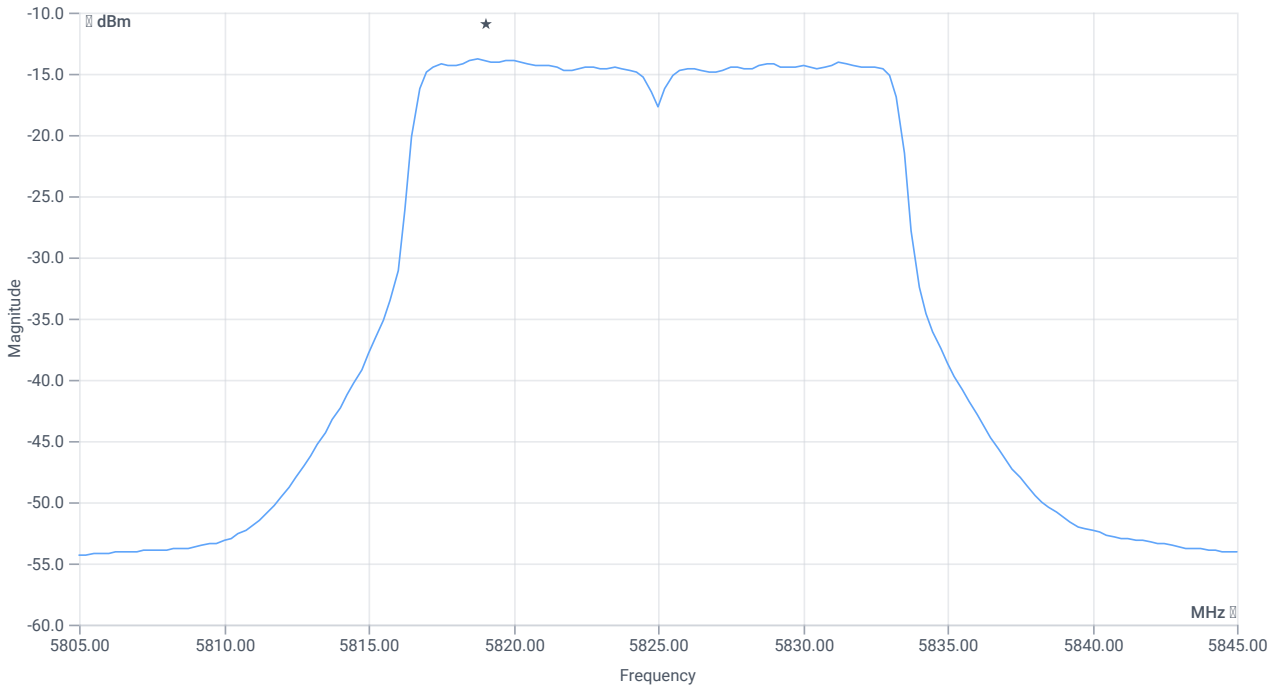

PSD UNII-3

RESULT

DESCRIPTION	LOWER LIMIT	UPPER LIMIT	MEASURED	UNIT	VERDICT
Power spectral density	---	---	-13.76	dBm/0.5MHz	INFO
Duty cycle correction	---	---	3.98	dB	INFO
Power spectral density DC corrected	---	30	-9.78	dBm/0.5MHz	PASS

Verdict
PASS

FCC 15.407 # Max output power and psd ~ WLAN5Gx n-HT20 mode U-NII-3

References

TC start	26.01.2024 17:18:37
Ambit temp [°C] | humidity [rel%]	26.9 | 36
System version	5.0.1.0
Standard | Version	FCC 15.407 | NI
Method	KDB789033 D02, F., E.2.e.
Description	FCC 15.407 Max Output Power & PSD - WLAN5Gx n-HT20 mode U-NII-3
Information	

EUT Common Settings WLAN5Gx

Number of antenna ports	1
User Interaction	No
Device class UNII_1	Client
Limit W52 japan	Standard

Equipment

Signal analyzer,Rohde&Schwarz,FSV-30,1321.3008K30/103170,3.60
Signaling unit,Rohde&Schwarz,CMW,1201.0002k75/102550,4.0.190
Switch matrix,cetecom advanced GmbH,USM,A001,1.0.0

Test Parameter

Technology to test	WLAN5Gx n-HT20 mode
EUT port	EUT2
Temperature	nom
Voltage	nom
Frequency low to test	False | Freq [MHz] 5745
Frequency mid to test	False | Freq [MHz] 5785
Frequency high to test	True | Freq [MHz] 5825
Auto control enabled power supply | Climatic Box	No | No
Additional path loss [dB]	0.5
Full path type	EUT_SA_GEN_SIG
Full path name	EUT2.SIG1/EUT2.SA/EUT2.GEN1/EUT2.GEN2/
Switch bits	00100010:00010001:00000000:00000001

Test at TX 5825 MHz

RESULT: Reference power cond.

DESCRIPTION	LOWER LIMIT	UPPER LIMIT	MEASURED	UNIT	VERDICT
Ref. power 1MHz/1MHz cond.	---	---	-0.76	dBm	INFO
Ref. frequency	---	---	5830.390	MHz	INFO

Evaluation max. duty cycle

DUTY CYCLE EVALUATION

DESCRIPTION	LOWER LIMIT	UPPER LIMIT	MEASURED	UNIT	VERDICT
Result summary					
Number of detected bursts: 257					
Duty cycle (burst Ratio) max	---	---	0.643	---	INFO
Duty cycle max	---	---	1.918	dB	INFO
Duty cycle (burst Ratio) min	---	---	0.4	---	INFO
Duty cycle min	---	---	3.979	dB	INFO
Max TX burst length	---	---	0.225	ms	INFO
Min gap length	---	---	0.125	ms	INFO
Max gap length	---	---	0.3	ms	INFO

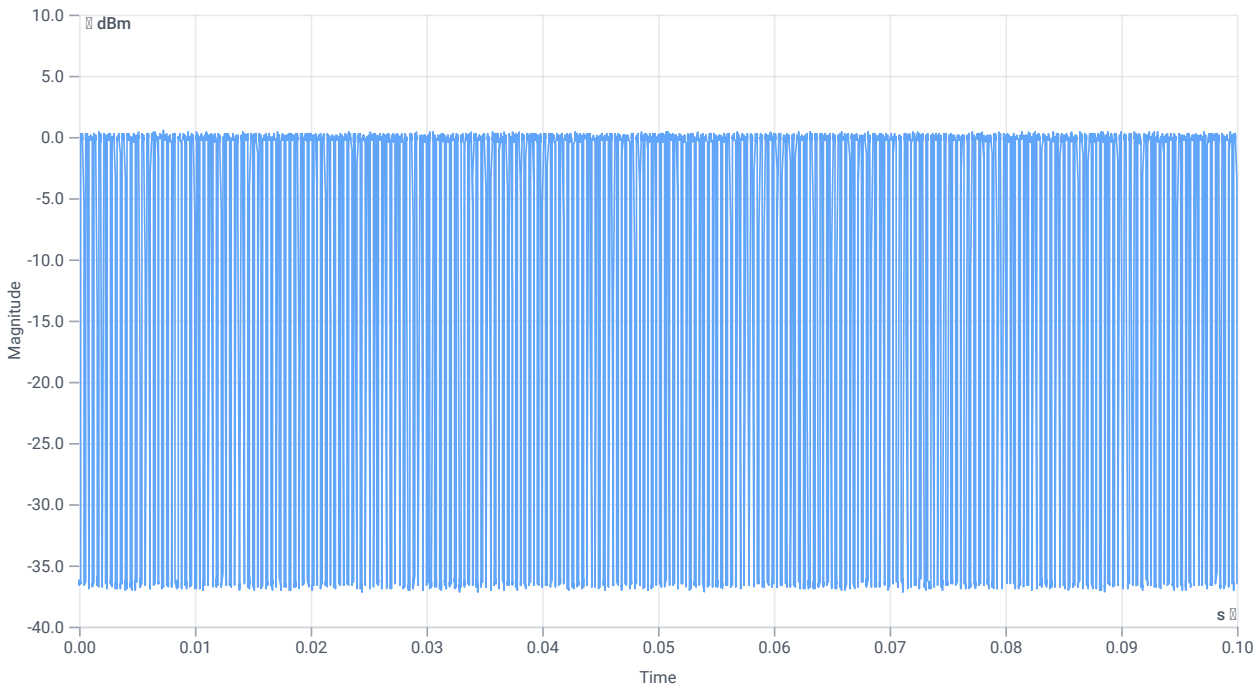

Duty cycle

Evaluation bandwidth

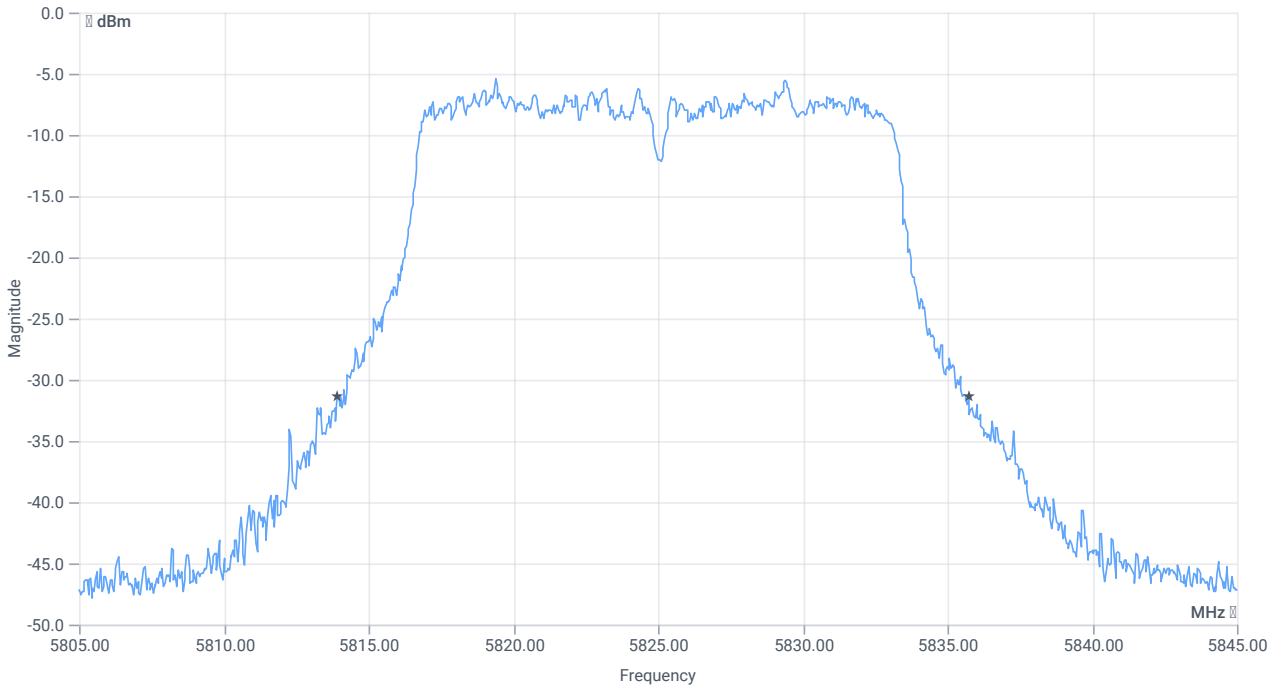

BW 26dB

RESULT

DESCRIPTION	LOWER LIMIT	UPPER LIMIT	MEASURED	UNIT	VERDICT
Bandwidth 26dB	---	---	21.8	MHz	INFO
T1 26dB	---	---	5813.9200	MHz	INFO
T2 26dB	---	---	5835.7200	MHz	INFO

Maximum Output Power

READ SA SETTINGS:

RefLevel [dBm] | RefLevelOffset [dB] | InpAtt [dB]	11.24 | 10.44 | 15
Start [MHz] | Stop [MHz]	5805.000 | 5845.000
RBW [MHz] | VBW [MHz]	1.000000 | 3.000000
Detector | TraceMode	RMS | MAXH
Sweep: time [ms] | count | points per Section | type	53700 | 1 | 161 | SWE

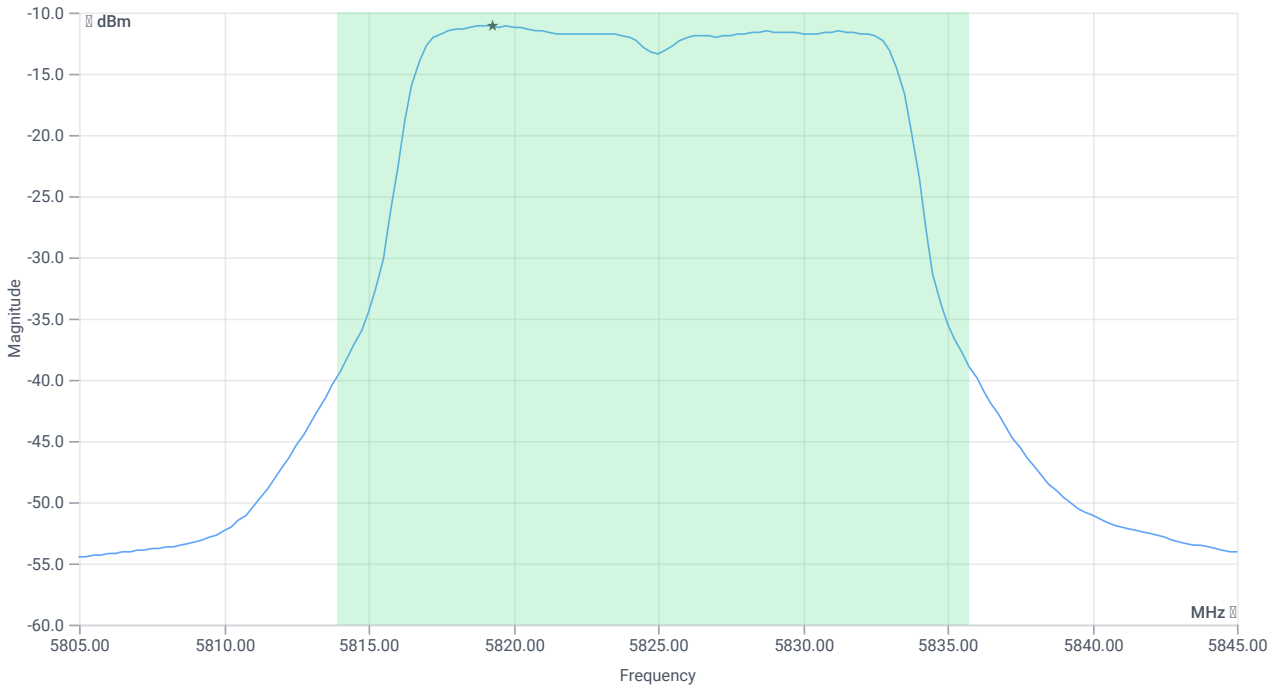

Max OP and PSD

RESULT

DESCRIPTION	LOWER LIMIT	UPPER LIMIT	MEASURED	UNIT	VERDICT
Max output power	---	---	0.19	dBm	INFO
Duty cycle correction	---	---	3.98	dB	INFO
Limit absolute					
Max output power DC corrected	---	30	4.17	dBm	PASS
Limit: 11 dBm + 10 log 21.8					
Max output power DC corrected	---	24.38	4.17	dBm	na

Power Spectral Density U-NII-3

READ SA SETTINGS:

RefLevel [dBm] | RefLevelOffset [dB] | InpAtt [dB]	11.24 | 10.44 | 20
Start [MHz] | Stop [MHz]	5805.000 | 5845.000
RBW [MHz] | VBW [MHz]	0.500000 | 3.000000
Detector | TraceMode	RMS | MAXH
Sweep: time [ms] | count | points per Section | type	53700 | 1 | 161 | SWE

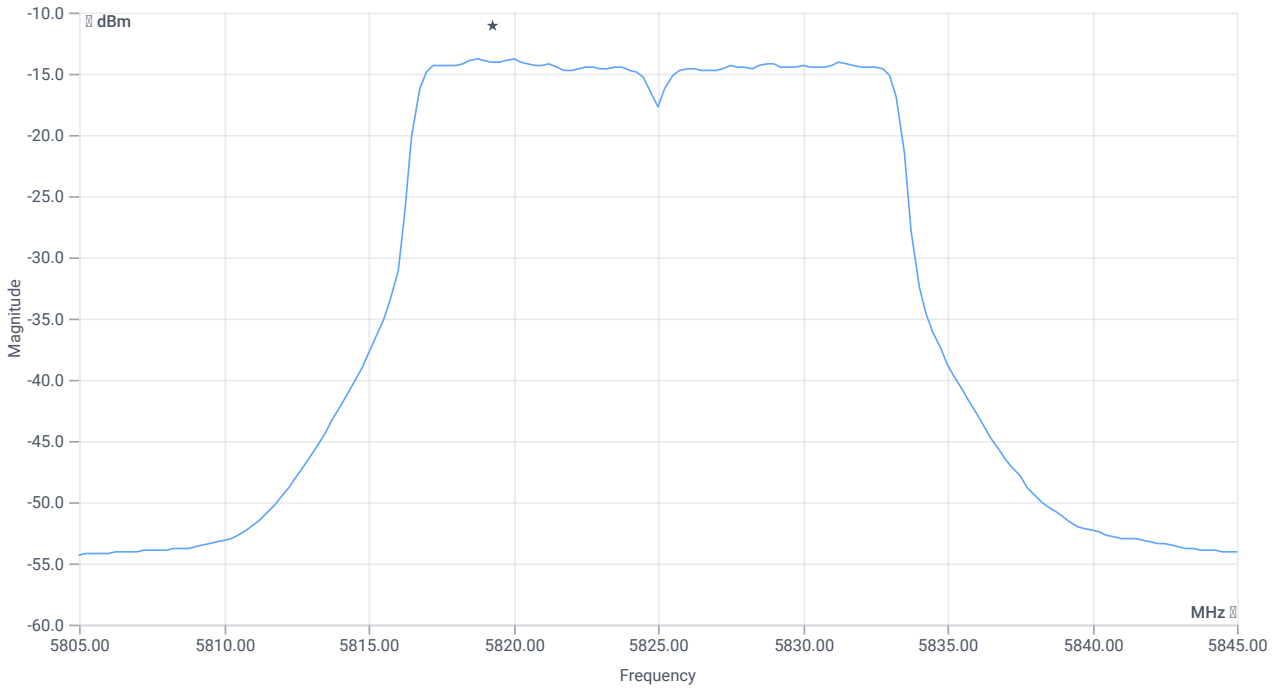

PSD UNII-3

RESULT

DESCRIPTION	LOWER LIMIT	UPPER LIMIT	MEASURED	UNIT	VERDICT
Power spectral density	---	---	-13.72	dBm/0.5MHz	INFO
Duty cycle correction	---	---	3.98	dB	INFO
Power spectral density DC corrected	---	30	-9.74	dBm/0.5MHz	PASS

Verdict
PASS

ISED RSS247 # Max output power and psd ~ WLAN5Gx n-HT20 mode U-NII-3

References

TC start	26.01.2024 17:13:47
Ambit temp [°C] | humidity [rel%]	26.8 | 36
System version	5.0.1.0
Standard | Version	ISED RSS247 | NI
Method	
Description	ISED Max Output Power & PSD - WLAN5Gx n-HT20 mode U-NII-3
Information	

EUT Common Settings WLAN5Gx

Number of antenna ports	1
User Interaction	No
Device class UNII_1	Client
Limit W52 japan	Standard

Equipment

Signal analyzer,Rohde&Schwarz,FSV-30,1321.3008K30/103170,3.60
Signaling unit,Rohde&Schwarz,CMW,1201.0002k75/102550,4.0.190
Switch matrix,cetecom advanced GmbH,USM,A001,1.0.0

Test Parameter

Technology to test	WLAN5Gx n-HT20 mode
EUT port	EUT1
Temperature	nom
Voltage	nom
Frequency low to test	False | Freq [MHz] 5745
Frequency mid to test	False | Freq [MHz] 5785
Frequency high to test	True | Freq [MHz] 5825
Auto control enabled power supply | Climatic Box	No | No
Additional path loss [dB]	0.5
Full path type	EUT_SA_GEN_SIG
Full path name	EUT1.SIG1/EUT1.SA/EUT1.GEN1/EUT1.GEN2/
Switch bits	00010001:00010001:00000000:00000001

Test at TX 5825 MHz

RESULT: Reference power cond.

DESCRIPTION	LOWER LIMIT	UPPER LIMIT	MEASURED	UNIT	VERDICT
Ref. power 1MHz/1MHz cond.	---	---	0.35	dBm	INFO
Ref. frequency	---	---	5830.000	MHz	INFO

Evaluation max. duty cycle

DUTY CYCLE EVALUATION

DESCRIPTION	LOWER LIMIT	UPPER LIMIT	MEASURED	UNIT	VERDICT
Result summary					
Number of detected bursts: 264					
Duty cycle (burst Ratio) max	---	---	0.643	---	INFO
Duty cycle max	---	---	1.918	dB	INFO
Duty cycle (burst Ratio) min	---	---	0.421	---	INFO
Duty cycle min	---	---	3.757	dB	INFO
Max TX burst length	---	---	0.225	ms	INFO
Min gap length	---	---	0.125	ms	INFO
Max gap length	---	---	0.275	ms	INFO

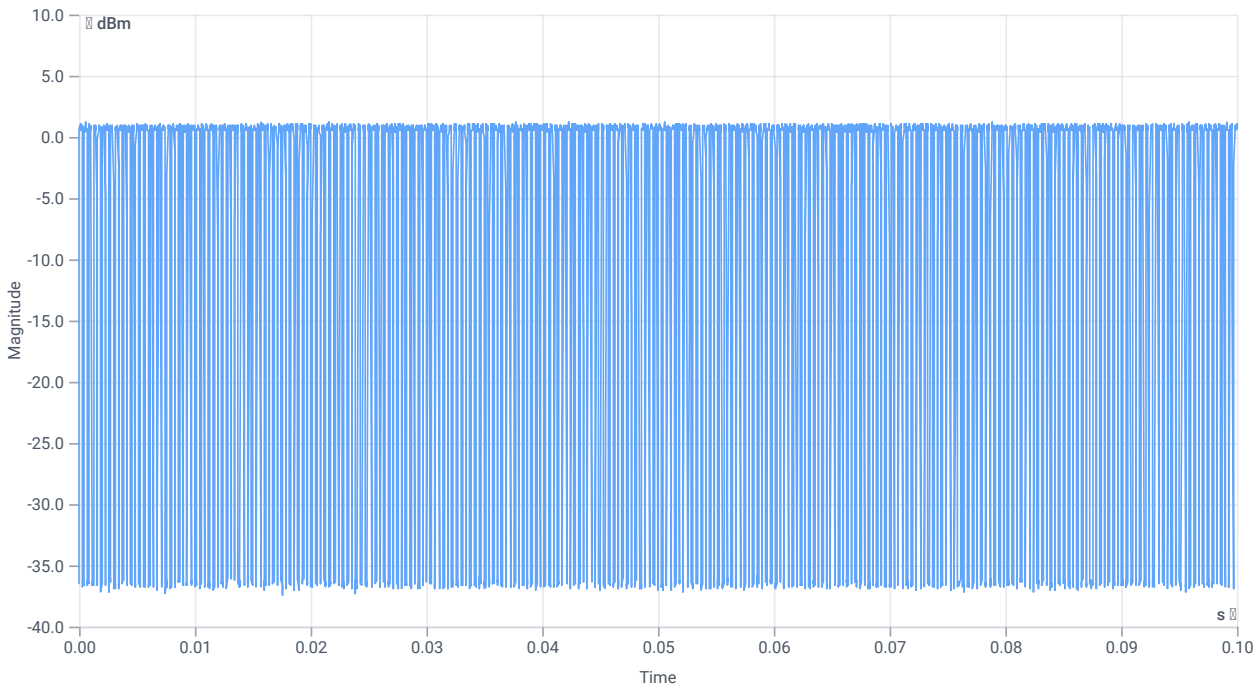

Duty cycle

Evaluation bandwidth

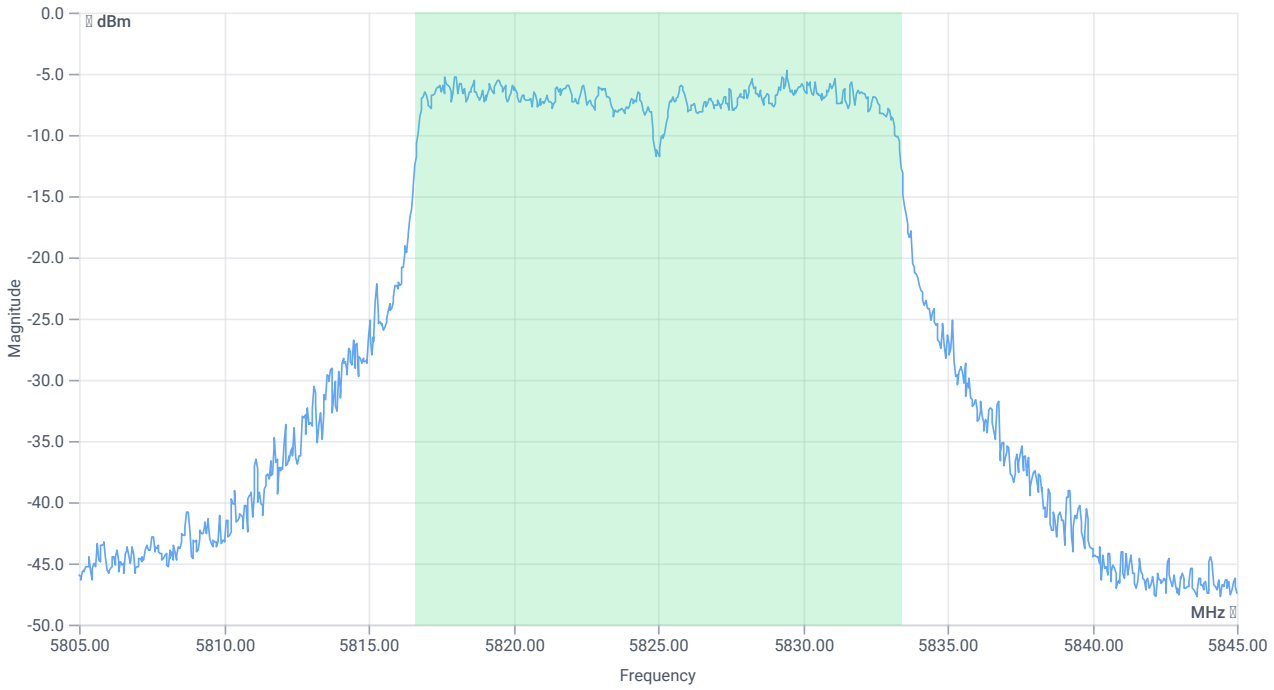

BW 99PCT

RESULT

DESCRIPTION	LOWER LIMIT	UPPER LIMIT	MEASURED	UNIT	VERDICT
Bandwidth 99%	---	---	16.783	MHz	INFO
T1 99%	---	---	5816.6084	MHz	INFO
T2 99%	---	---	5833.3916	MHz	INFO

Maximum Output Power

READ SA SETTINGS:

RefLevel [dBm] | RefLevelOffset [dB] | InpAtt [dB]	12.35 | 10.45 | 20
Start [MHz] | Stop [MHz]	5805.000 | 5845.000
RBW [MHz] | VBW [MHz]	1.000000 | 3.000000
Detector | TraceMode	RMS | MAXH
Sweep: time [ms] | count | points per Section | type	53700 | 1 | 161 | SWE

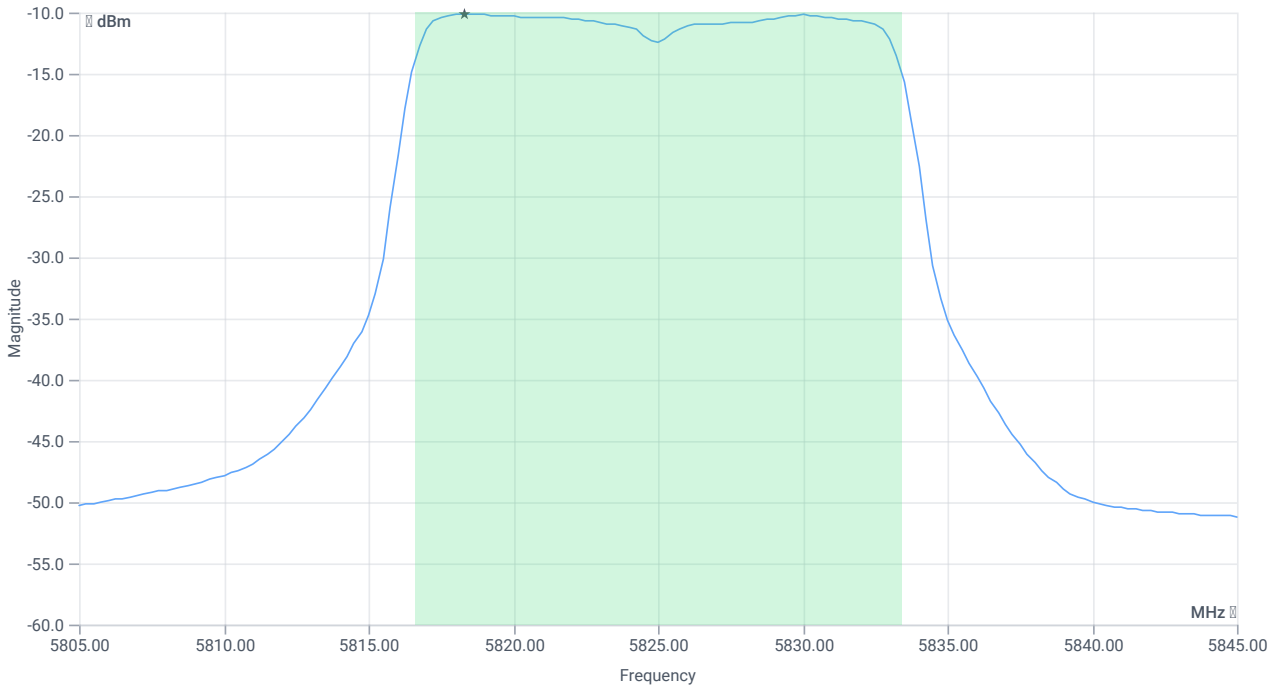

Max OP and PSD

RESULT

DESCRIPTION	LOWER LIMIT	UPPER LIMIT	MEASURED	UNIT	VERDICT
Max output power	---	---	1.19	dBm	INFO
Duty cycle correction	---	---	3.76	dB	INFO
Limit absolute					
Max output power DC corrected	---	30	4.95	dBm	PASS
Limit: 11 dBm + 10 log 16.783					
Max output power DC corrected	---	23.25	4.95	dBm	na

Power Spectral Density U-NII-3

READ SA SETTINGS:

RefLevel [dBm] | RefLevelOffset [dB] | InpAtt [dB]	12.35 | 10.45 | 20
Start [MHz] | Stop [MHz]	5805.000 | 5845.000
RBW [MHz] | VBW [MHz]	0.500000 | 3.000000
Detector | TraceMode	RMS | MAXH
Sweep: time [ms] | count | points per Section | type	53700 | 1 | 161 | SWE

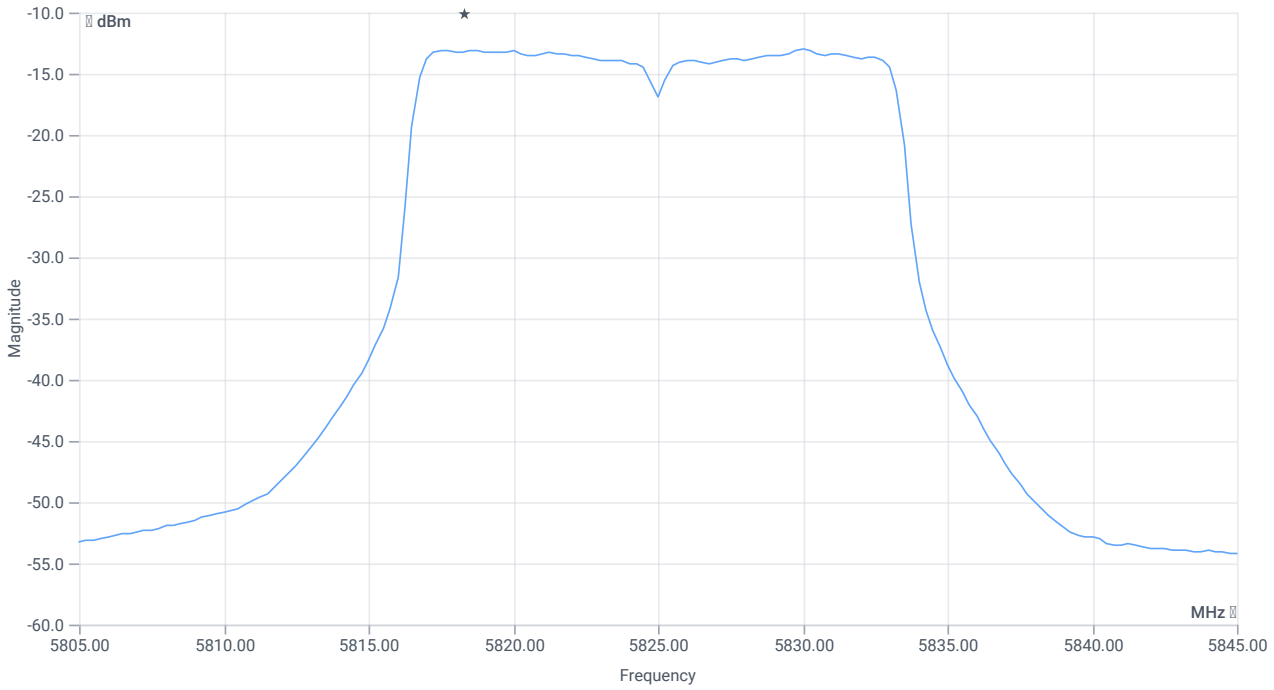

PSD UNII-3

RESULT

DESCRIPTION	LOWER LIMIT	UPPER LIMIT	MEASURED	UNIT	VERDICT
Power spectral density	---	---	-12.99	dBm/0.5MHz	INFO
Duty cycle correction	---	---	3.76	dB	INFO
Power spectral density DC corrected	---	30	-9.23	dBm/0.5MHz	PASS

Verdict
PASS

FCC 15.407 # Max output power and psd ~ WLAN5Gx n-HT20 mode U-NII-3

References

TC start	26.01.2024 17:11:20
Ambit temp [°C] | humidity [rel%]	26.8 | 36
System version	5.0.1.0
Standard | Version	FCC 15.407 | NI
Method	KDB789033 D02, F., E.2.e.
Description	FCC 15.407 Max Output Power & PSD - WLAN5Gx n-HT20 mode U-NII-3
Information	

EUT Common Settings WLAN5Gx

Number of antenna ports	1
User Interaction	No
Device class UNII_1	Client
Limit W52 japan	Standard

Equipment

Signal analyzer,Rohde&Schwarz,FSV-30,1321.3008K30/103170,3.60
Signaling unit,Rohde&Schwarz,CMW,1201.0002k75/102550,4.0.190
Switch matrix,cetecom advanced GmbH,USM,A001,1.0.0

Test Parameter

Technology to test	WLAN5Gx n-HT20 mode
EUT port	EUT1
Temperature	nom
Voltage	nom
Frequency low to test	False | Freq [MHz] 5745
Frequency mid to test	False | Freq [MHz] 5785
Frequency high to test	True | Freq [MHz] 5825
Auto control enabled power supply | Climatic Box	No | No
Additional path loss [dB]	0.5
Full path type	EUT_SA_GEN_SIG
Full path name	EUT1.SIG1/EUT1.SA/EUT1.GEN1/EUT1.GEN2/
Switch bits	00010001:00010001:00000000:00000001

Test at TX 5825 MHz

RESULT: Reference power cond.

DESCRIPTION	LOWER LIMIT	UPPER LIMIT	MEASURED	UNIT	VERDICT
Ref. power 1MHz/1MHz cond.	---	---	-0.59	dBm	INFO
Ref. frequency	---	---	5819.810	MHz	INFO

Evaluation max. duty cycle

DUTY CYCLE EVALUATION

DESCRIPTION	LOWER LIMIT	UPPER LIMIT	MEASURED	UNIT	VERDICT
Result summary					
Number of detected bursts: 260					
Duty cycle (burst Ratio) max	---	---	0.643	---	INFO
Duty cycle max	---	---	1.918	dB	INFO
Duty cycle (burst Ratio) min	---	---	0.4	---	INFO
Duty cycle min	---	---	3.979	dB	INFO
Max TX burst length	---	---	0.225	ms	INFO
Min gap length	---	---	0.125	ms	INFO
Max gap length	---	---	0.3	ms	INFO

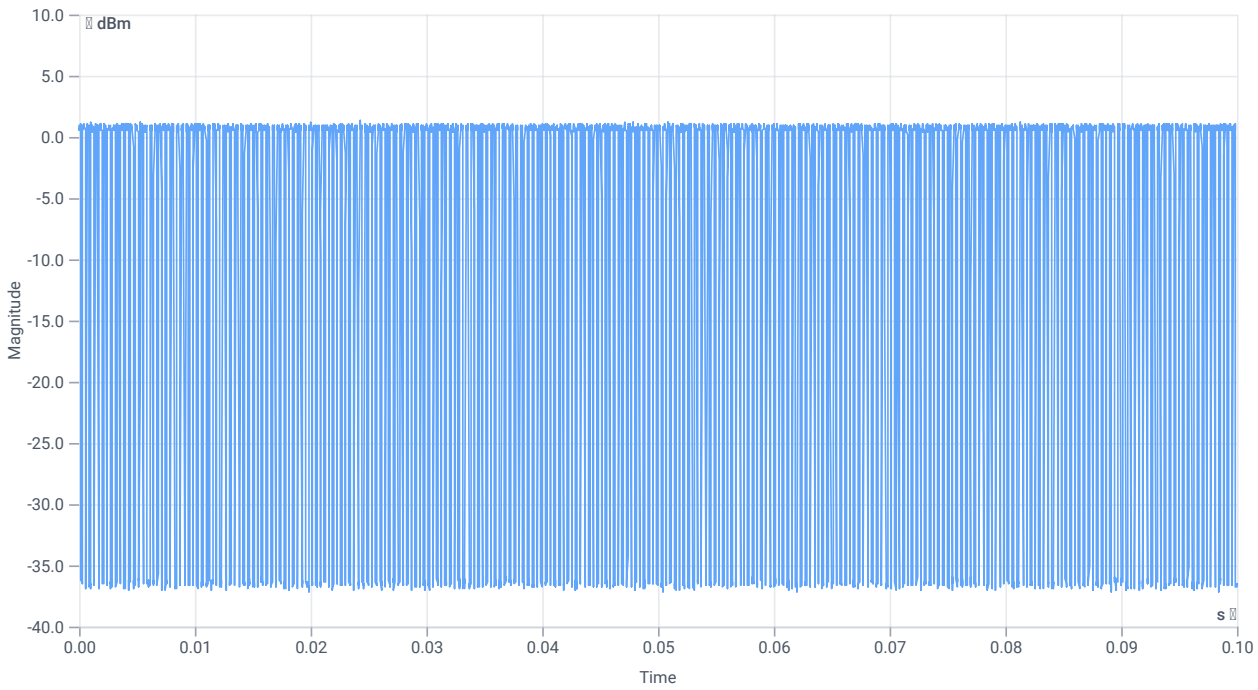

Duty cycle

Evaluation bandwidth

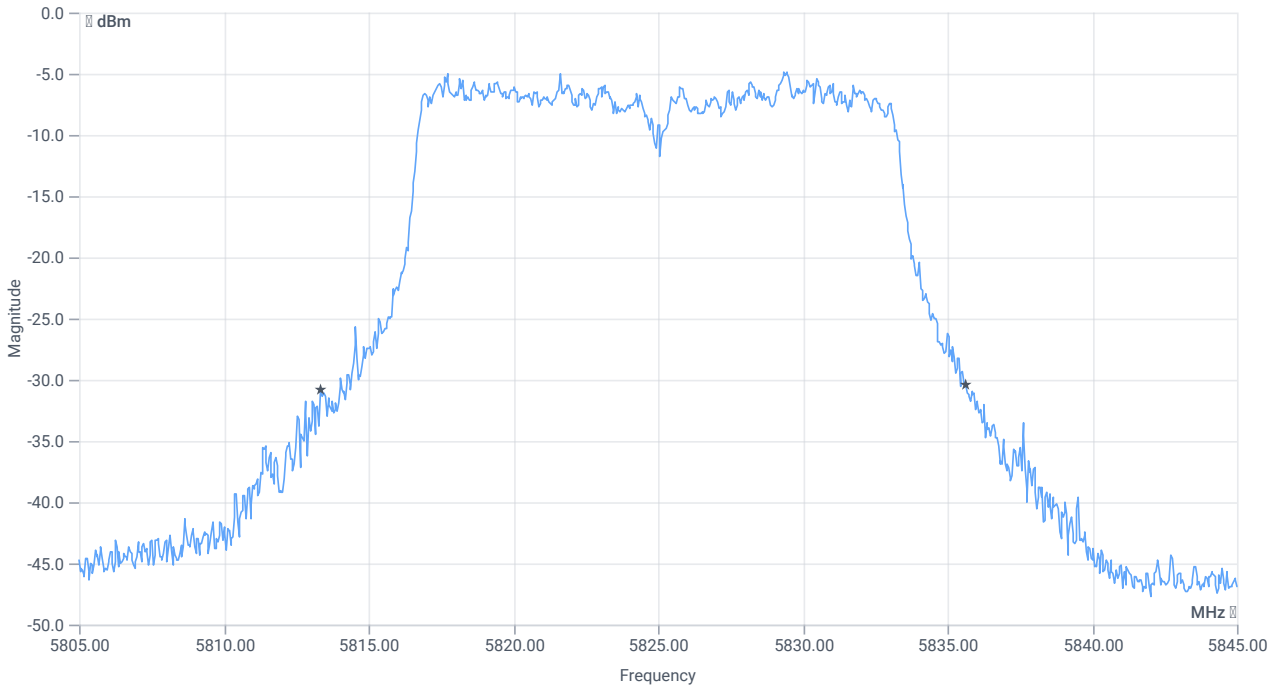

BW 26dB

RESULT

DESCRIPTION	LOWER LIMIT	UPPER LIMIT	MEASURED	UNIT	VERDICT
Bandwidth 26dB	---	---	22.32	MHz	INFO
T1 26dB	---	---	5813.3200	MHz	INFO
T2 26dB	---	---	5835.6400	MHz	INFO

Maximum Output Power

READ SA SETTINGS:

RefLevel [dBm] | RefLevelOffset [dB] | InpAtt [dB]	11.41 | 10.45 | 15
Start [MHz] | Stop [MHz]	5805.000 | 5845.000
RBW [MHz] | VBW [MHz]	1.000000 | 3.000000
Detector | TraceMode	RMS | MAXH
Sweep: time [ms] | count | points per Section | type	53700 | 1 | 161 | SWE

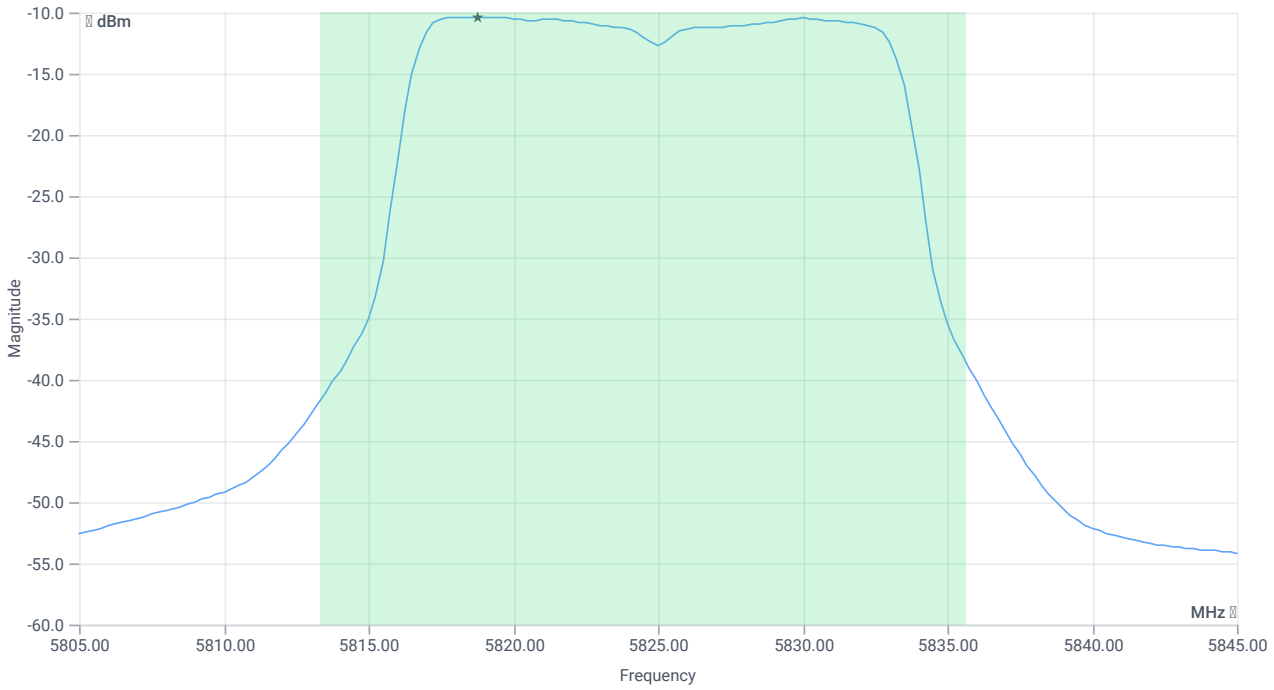

Max OP and PSD

RESULT

DESCRIPTION	LOWER LIMIT	UPPER LIMIT	MEASURED	UNIT	VERDICT
Max output power	---	---	1.03	dBm	INFO
Duty cycle correction	---	---	3.98	dB	INFO
Limit absolute					
Max output power DC corrected	---	30	5.01	dBm	PASS
Limit: 11 dBm + 10 log 22.32					
Max output power DC corrected	---	24.49	5.01	dBm	na

Power Spectral Density U-NII-3

READ SA SETTINGS:

RefLevel [dBm] | RefLevelOffset [dB] | InpAtt [dB]	11.41 | 10.45 | 20
Start [MHz] | Stop [MHz]	5805.000 | 5845.000
RBW [MHz] | VBW [MHz]	0.500000 | 3.000000
Detector | TraceMode	RMS | MAXH
Sweep: time [ms] | count | points per Section | type	53700 | 1 | 161 | SWE

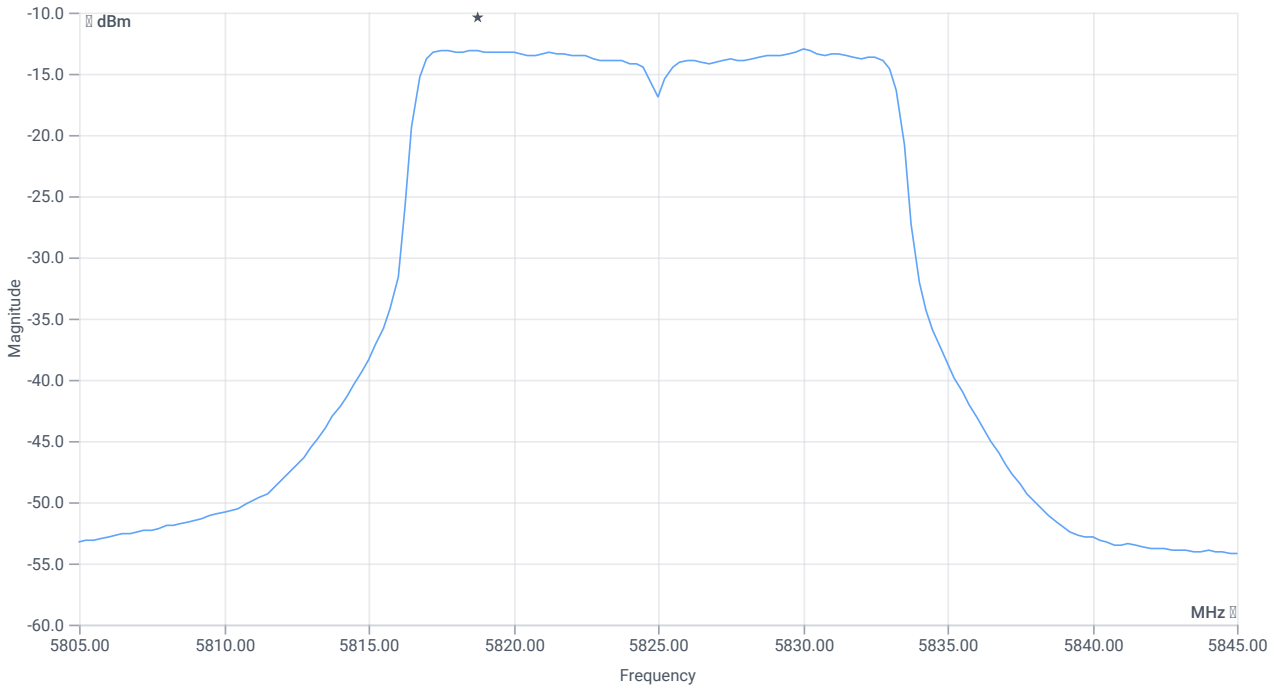

PSD UNII-3

RESULT

DESCRIPTION	LOWER LIMIT	UPPER LIMIT	MEASURED	UNIT	VERDICT
Power spectral density	---	---	-13.01	dBm/0.5MHz	INFO
Duty cycle correction	---	---	3.98	dB	INFO
Power spectral density DC corrected	---	30	-9.03	dBm/0.5MHz	PASS

Verdict
PASS

ISED RSS247 # Max output power and psd ~ WLAN5Gx n-HT20 mode U-NII-3

References

TC start	26.01.2024 17:04:33
Ambit temp [°C] | humidity [rel%]	26.8 | 36
System version	5.0.1.0
Standard | Version	ISED RSS247 | NI
Method	
Description	ISED Max Output Power & PSD - WLAN5Gx n-HT20 mode U-NII-3
Information	

EUT Common Settings WLAN5Gx

Number of antenna ports	1
User Interaction	No
Device class UNII_1	Client
Limit W52 japan	Standard

Equipment

Signal analyzer,Rohde&Schwarz,FSV-30,1321.3008K30/103170,3.60
Signaling unit,Rohde&Schwarz,CMW,1201.0002k75/102550,4.0.190
Switch matrix,cetecom advanced GmbH,USM,A001,1.0.0

Test Parameter

Technology to test	WLAN5Gx n-HT20 mode
EUT port	EUT2
Temperature	nom
Voltage	nom
Frequency low to test	False | Freq [MHz] 5745
Frequency mid to test	True | Freq [MHz] 5785
Frequency high to test	False | Freq [MHz] 5825
Auto control enabled power supply | Climatic Box	No | No
Additional path loss [dB]	0.5
Full path type	EUT_SA_GEN_SIG
Full path name	EUT2.SIG1/EUT2.SA/EUT2.GEN1/EUT2.GEN2/
Switch bits	00100010:00010001:00000000:00000001

Test at TX 5785 MHz

RESULT: Reference power cond.

DESCRIPTION	LOWER LIMIT	UPPER LIMIT	MEASURED	UNIT	VERDICT
Ref. power 1MHz/1MHz cond.	---	---	-0.01	dBm	INFO
Ref. frequency	---	---	5790.000	MHz	INFO

Evaluation max. duty cycle

DUTY CYCLE EVALUATION

DESCRIPTION	LOWER LIMIT	UPPER LIMIT	MEASURED	UNIT	VERDICT
Result summary					
Number of detected bursts: 258					
Duty cycle (burst Ratio) max	---	---	0.643	---	INFO
Duty cycle max	---	---	1.918	dB	INFO
Duty cycle (burst Ratio) min	---	---	0.381	---	INFO
Duty cycle min	---	---	4.191	dB	INFO
Max TX burst length	---	---	0.225	ms	INFO
Min gap length	---	---	0.125	ms	INFO
Max gap length	---	---	0.325	ms	INFO

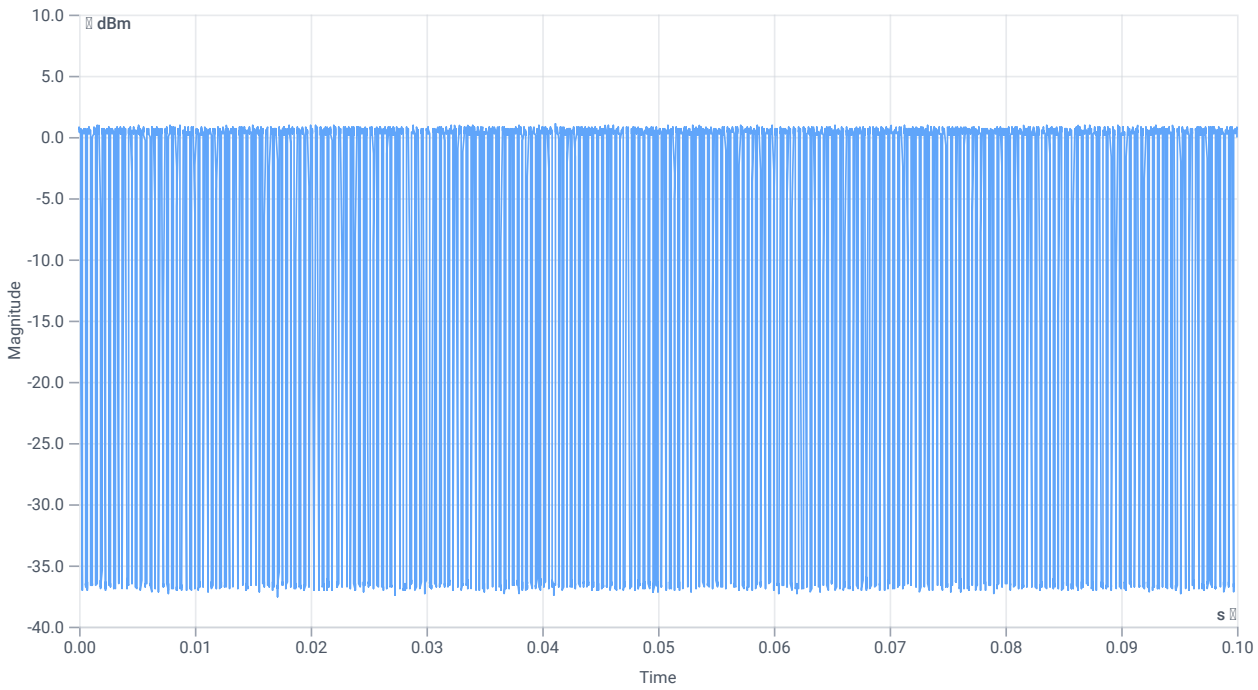

Duty cycle

Evaluation bandwidth

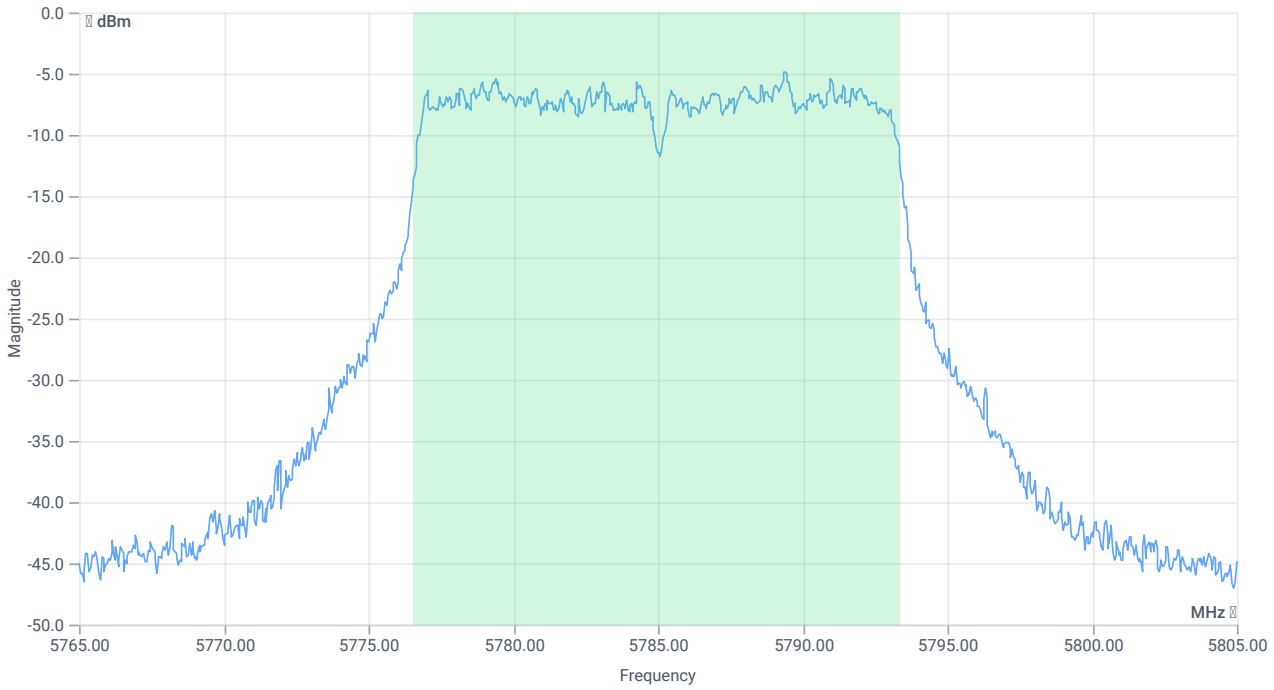

BW 99PCT

RESULT

DESCRIPTION	LOWER LIMIT	UPPER LIMIT	MEASURED	UNIT	VERDICT
Bandwidth 99%	---	---	16.783	MHz	INFO
T1 99%	---	---	5776.5684	MHz	INFO
T2 99%	---	---	5793.3516	MHz	INFO

Maximum Output Power

READ SA SETTINGS:

RefLevel [dBm] | RefLevelOffset [dB] | InpAtt [dB]	11.99 | 10.41 | 20
Start [MHz] | Stop [MHz]	5765.000 | 5805.000
RBW [MHz] | VBW [MHz]	1.000000 | 3.000000
Detector | TraceMode	RMS | MAXH
Sweep: time [ms] | count | points per Section | type	53700 | 1 | 161 | SWE

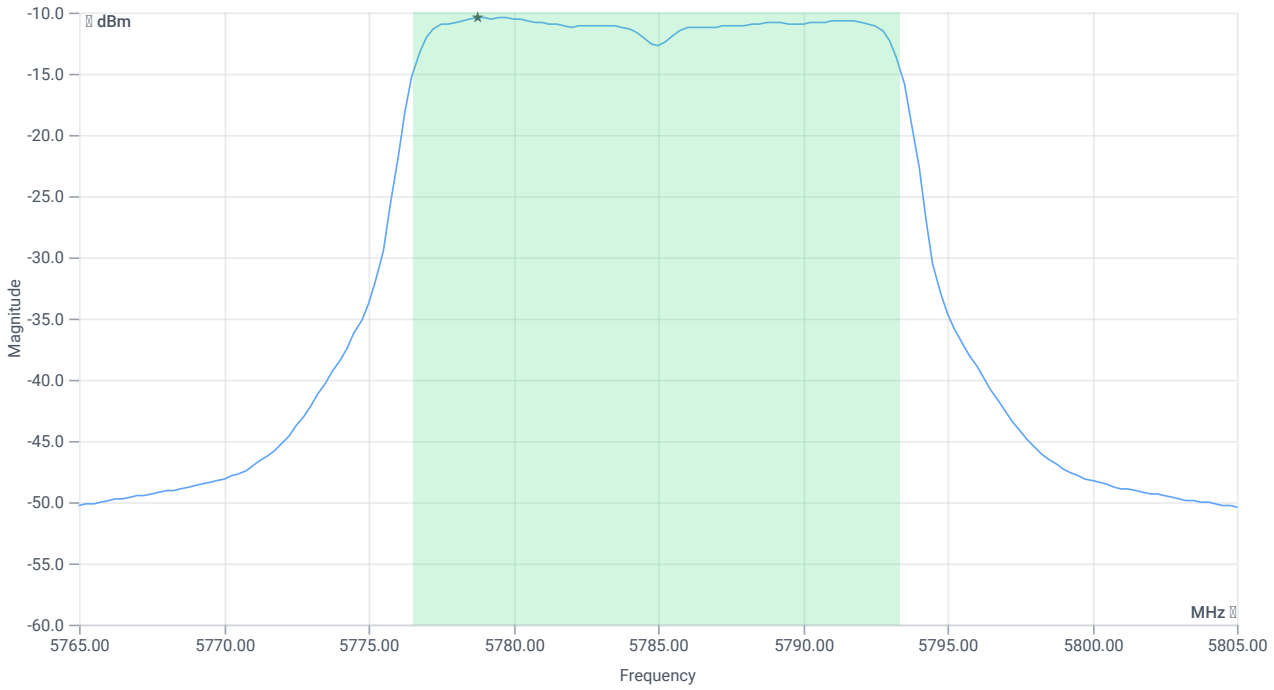

Max OP and PSD

RESULT

DESCRIPTION	LOWER LIMIT	UPPER LIMIT	MEASURED	UNIT	VERDICT
Max output power	---	---	0.85	dBm	INFO
Duty cycle correction	---	---	4.19	dB	INFO
Limit absolute					
Max output power DC corrected	---	30	5.04	dBm	PASS
Limit: 11 dBm + 10 log 16.783					
Max output power DC corrected	---	23.25	5.04	dBm	na

Power Spectral Density U-NII-3

READ SA SETTINGS:

RefLevel [dBm] | RefLevelOffset [dB] | InpAtt [dB]	11.99 | 10.41 | 20
Start [MHz] | Stop [MHz]	5765.000 | 5805.000
RBW [MHz] | VBW [MHz]	0.500000 | 3.000000
Detector | TraceMode	RMS | MAXH
Sweep: time [ms] | count | points per Section | type	53700 | 1 | 161 | SWE

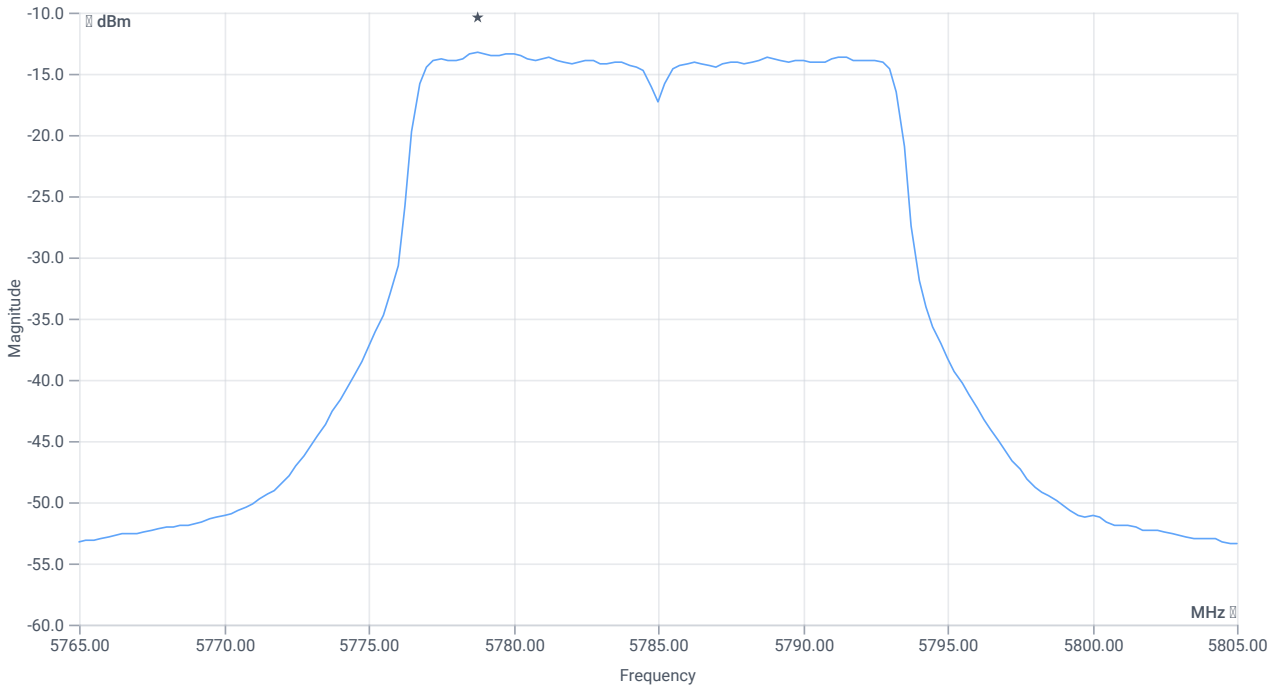

PSD UNII-3

RESULT

DESCRIPTION	LOWER LIMIT	UPPER LIMIT	MEASURED	UNIT	VERDICT
Power spectral density	---	---	-13.3	dBm/0.5MHz	INFO
Duty cycle correction	---	---	4.19	dB	INFO
Power spectral density DC corrected	---	30	-9.11	dBm/0.5MHz	PASS

Verdict
PASS

FCC 15.407 # Max output power and psd ~ WLAN5Gx n-HT20 mode U-NII-3

References

TC start	26.01.2024 17:02:06
Ambit temp [°C] | humidity [rel%]	26.8 | 36
System version	5.0.1.0
Standard | Version	FCC 15.407 | NI
Method	KDB789033 D02, F., E.2.e.
Description	FCC 15.407 Max Output Power & PSD - WLAN5Gx n-HT20 mode U-NII-3
Information	

EUT Common Settings WLAN5Gx

Number of antenna ports	1
User Interaction	No
Device class UNII_1	Client
Limit W52 japan	Standard

Equipment

Signal analyzer,Rohde&Schwarz,FSV-30,1321.3008K30/103170,3.60
Signaling unit,Rohde&Schwarz,CMW,1201.0002k75/102550,4.0.190
Switch matrix,cetecom advanced GmbH,USM,A001,1.0.0

Test Parameter

Technology to test	WLAN5Gx n-HT20 mode
EUT port	EUT2
Temperature	nom
Voltage	nom
Frequency low to test	False | Freq [MHz] 5745
Frequency mid to test	True | Freq [MHz] 5785
Frequency high to test	False | Freq [MHz] 5825
Auto control enabled power supply | Climatic Box	No | No
Additional path loss [dB]	0.5
Full path type	EUT_SA_GEN_SIG
Full path name	EUT2.SIG1/EUT2.SA/EUT2.GEN1/EUT2.GEN2/
Switch bits	00100010:00010001:00000000:00000001

Test at TX 5785 MHz

RESULT: Reference power cond.

DESCRIPTION	LOWER LIMIT	UPPER LIMIT	MEASURED	UNIT	VERDICT
Ref. power 1MHz/1MHz cond.	---	---	-0.01	dBm	INFO
Ref. frequency	---	---	5779.410	MHz	INFO

Evaluation max. duty cycle

DUTY CYCLE EVALUATION

DESCRIPTION	LOWER LIMIT	UPPER LIMIT	MEASURED	UNIT	VERDICT
Result summary					
Number of detected bursts: 254					
Duty cycle (burst Ratio) max	---	---	0.643	---	INFO
Duty cycle max	---	---	1.918	dB	INFO
Duty cycle (burst Ratio) min	---	---	0.421	---	INFO
Duty cycle min	---	---	3.757	dB	INFO
Max TX burst length	---	---	0.225	ms	INFO
Min gap length	---	---	0.125	ms	INFO
Max gap length	---	---	0.3	ms	INFO

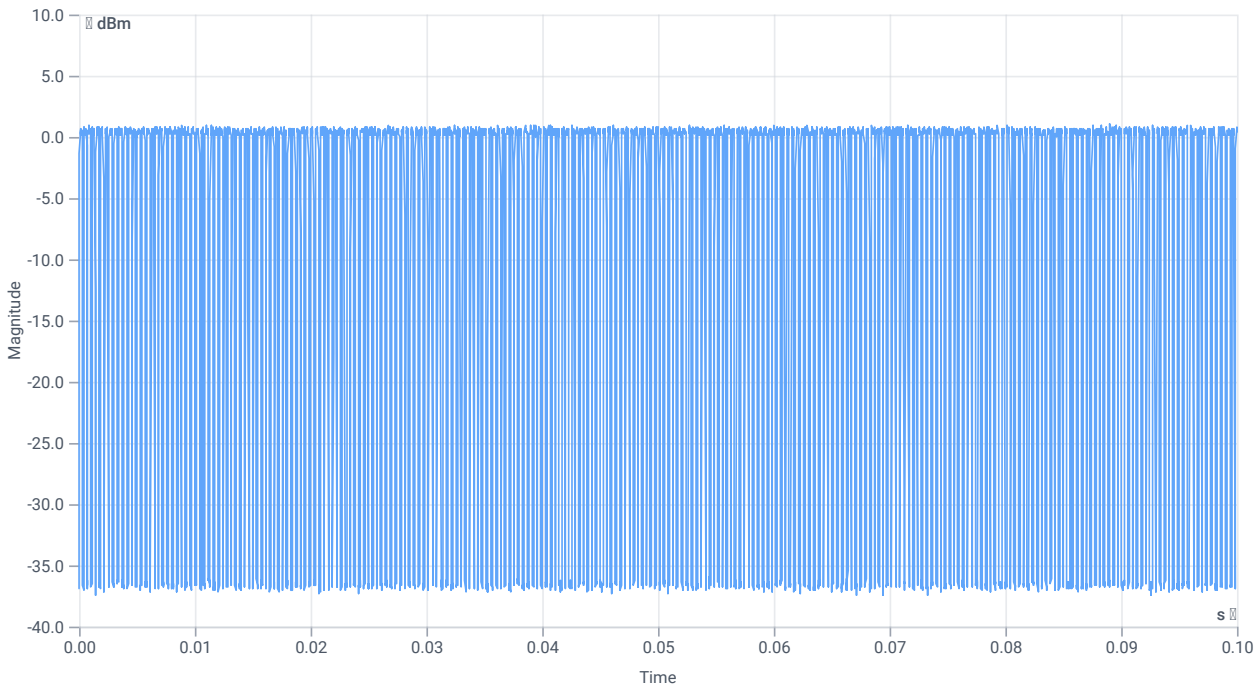

Duty cycle

Evaluation bandwidth

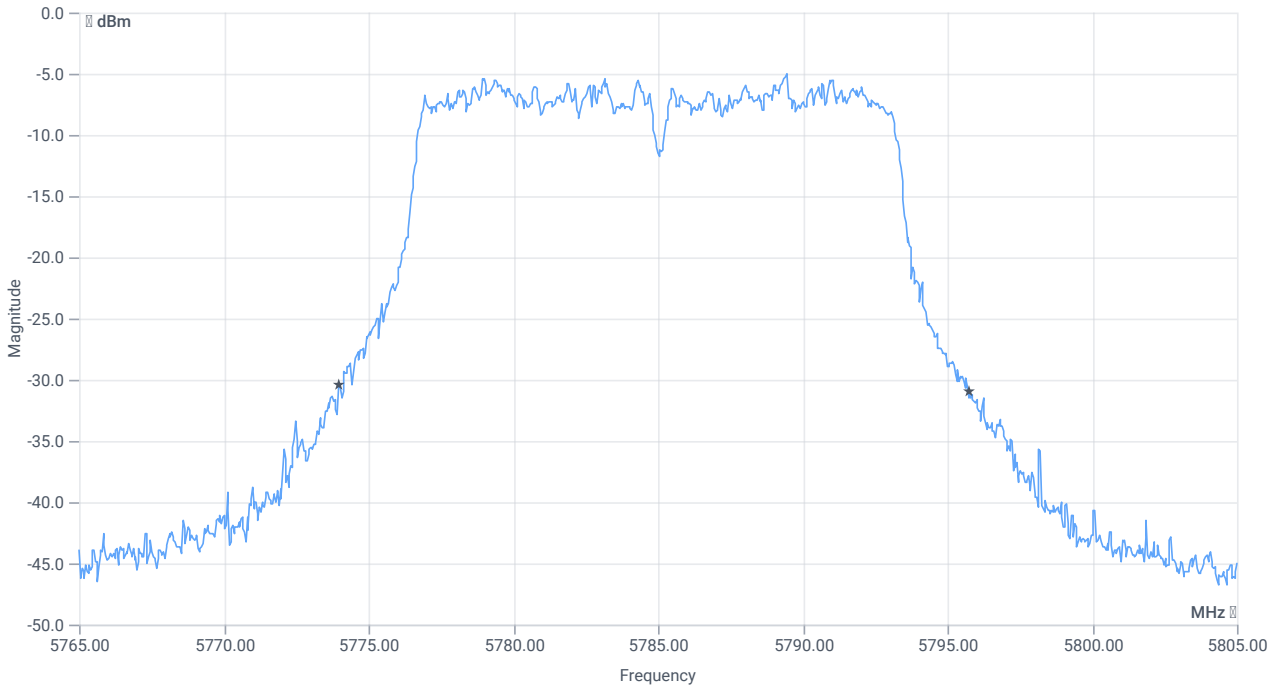

BW 26dB

RESULT

DESCRIPTION	LOWER LIMIT	UPPER LIMIT	MEASURED	UNIT	VERDICT
Bandwidth 26dB	---	---	21.8	MHz	INFO
T1 26dB	---	---	5773.9600	MHz	INFO
T2 26dB	---	---	5795.7600	MHz	INFO

Maximum Output Power

READ SA SETTINGS:

RefLevel [dBm] | RefLevelOffset [dB] | InpAtt [dB]	11.99 | 10.41 | 20
Start [MHz] | Stop [MHz]	5765.000 | 5805.000
RBW [MHz] | VBW [MHz]	1.000000 | 3.000000
Detector | TraceMode	RMS | MAXH
Sweep: time [ms] | count | points per Section | type	53700 | 1 | 161 | SWE

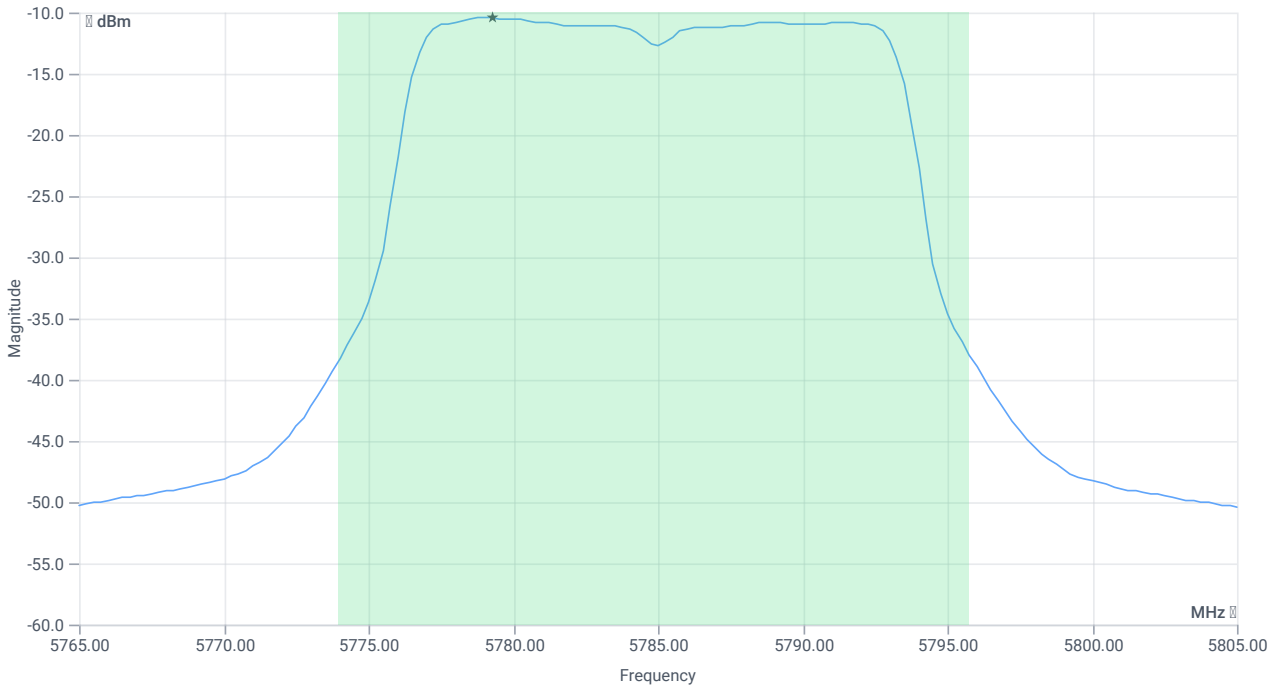

Max OP and PSD

RESULT

DESCRIPTION	LOWER LIMIT	UPPER LIMIT	MEASURED	UNIT	VERDICT
Max output power	---	---	0.9	dBm	INFO
Duty cycle correction	---	---	3.76	dB	INFO
Limit absolute					
Max output power DC corrected	---	30	4.66	dBm	PASS
Limit: 11 dBm + 10 log 21.8					
Max output power DC corrected	---	24.38	4.66	dBm	na

Power Spectral Density U-NII-3

READ SA SETTINGS:

RefLevel [dBm] | RefLevelOffset [dB] | InpAtt [dB]	11.99 | 10.41 | 20
Start [MHz] | Stop [MHz]	5765.000 | 5805.000
RBW [MHz] | VBW [MHz]	0.500000 | 3.000000
Detector | TraceMode	RMS | MAXH
Sweep: time [ms] | count | points per Section | type	53700 | 1 | 161 | SWE

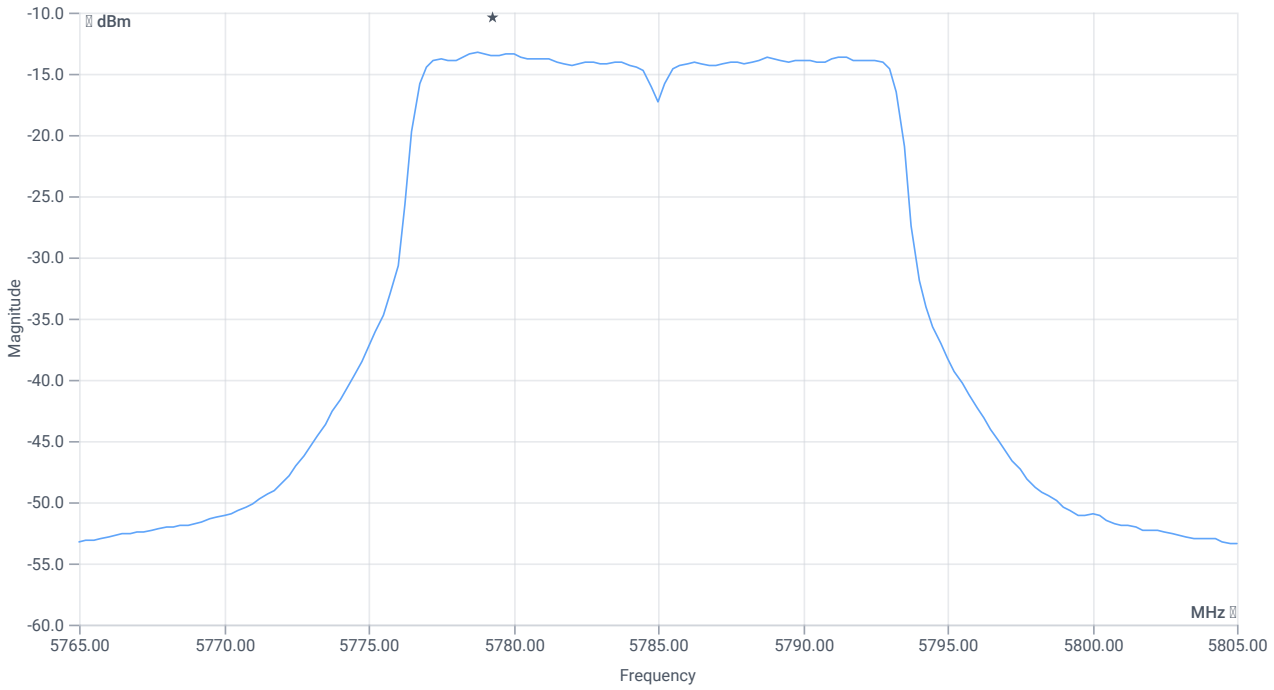

PSD UNII-3

RESULT

DESCRIPTION	LOWER LIMIT	UPPER LIMIT	MEASURED	UNIT	VERDICT
Power spectral density	---	---	-13.29	dBm/0.5MHz	INFO
Duty cycle correction	---	---	3.76	dB	INFO
Power spectral density DC corrected	---	30	-9.53	dBm/0.5MHz	PASS

Verdict
PASS

ISED RSS247 # Max output power and psd ~ WLAN5Gx n-HT20 mode U-NII-3

References

TC start	26.01.2024 16:57:10
Ambit temp [°C] | humidity [rel%]	26.9 | 36
System version	5.0.1.0
Standard | Version	ISED RSS247 | NI
Method	
Description	ISED Max Output Power & PSD - WLAN5Gx n-HT20 mode U-NII-3
Information	

EUT Common Settings WLAN5Gx

Number of antenna ports	1
User Interaction	No
Device class UNII_1	Client
Limit W52 japan	Standard

Equipment

Signal analyzer,Rohde&Schwarz,FSV-30,1321.3008K30/103170,3.60
Signaling unit,Rohde&Schwarz,CMW,1201.0002k75/102550,4.0.190
Switch matrix,cetecom advanced GmbH,USM,A001,1.0.0

Test Parameter

Technology to test	WLAN5Gx n-HT20 mode
EUT port	EUT1
Temperature	nom
Voltage	nom
Frequency low to test	False | Freq [MHz] 5745
Frequency mid to test	True | Freq [MHz] 5785
Frequency high to test	False | Freq [MHz] 5825
Auto control enabled power supply | Climatic Box	No | No
Additional path loss [dB]	0.5
Full path type	EUT_SA_GEN_SIG
Full path name	EUT1.SIG1/EUT1.SA/EUT1.GEN1/EUT1.GEN2/
Switch bits	00010001:00010001:00000000:00000001

Test at TX 5785 MHz

RESULT: Reference power cond.

DESCRIPTION	LOWER LIMIT	UPPER LIMIT	MEASURED	UNIT	VERDICT
Ref. power 1MHz/1MHz cond.	---	---	0.89	dBm	INFO
Ref. frequency	---	---	5782.000	MHz	INFO

Evaluation max. duty cycle

DUTY CYCLE EVALUATION

DESCRIPTION	LOWER LIMIT	UPPER LIMIT	MEASURED	UNIT	VERDICT
Result summary					
Number of detected bursts: 259					
Duty cycle (burst Ratio) max	---	---	0.643	---	INFO
Duty cycle max	---	---	1.918	dB	INFO
Duty cycle (burst Ratio) min	---	---	0.391	---	INFO
Duty cycle min	---	---	4.078	dB	INFO
Max TX burst length	---	---	0.225	ms	INFO
Min gap length	---	---	0.125	ms	INFO
Max gap length	---	---	0.35	ms	INFO

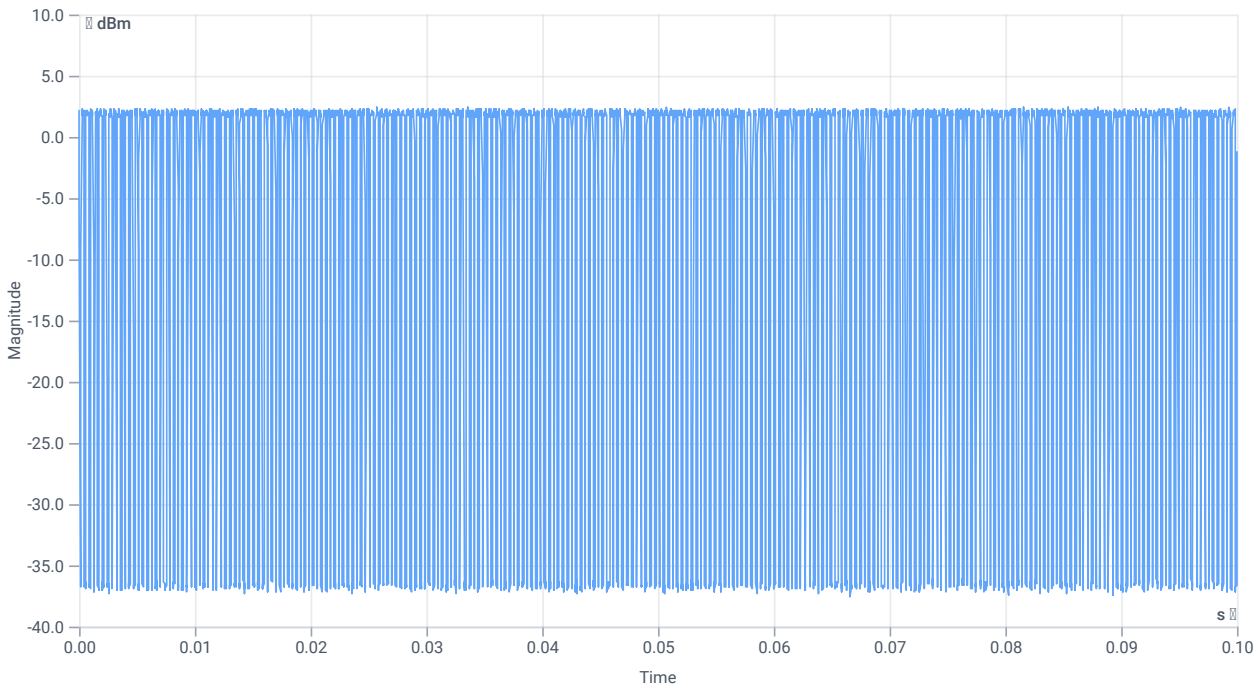

Duty cycle

Evaluation bandwidth

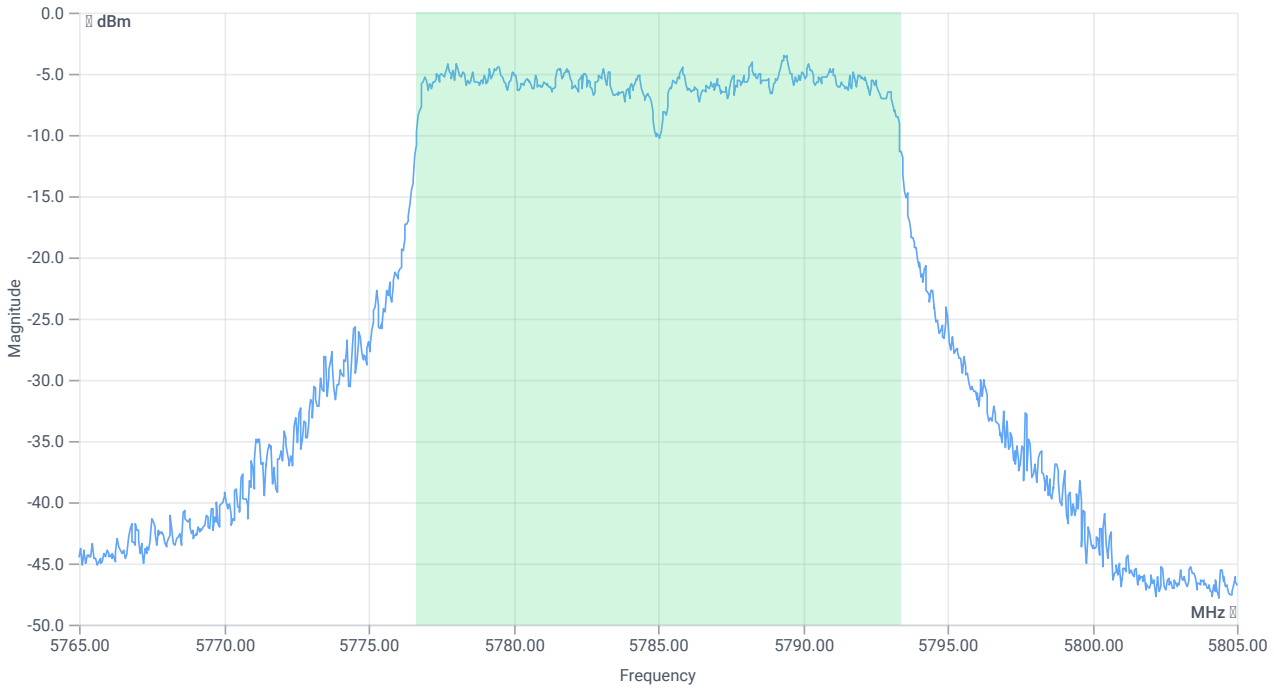

BW 99PCT

RESULT

DESCRIPTION	LOWER LIMIT	UPPER LIMIT	MEASURED	UNIT	VERDICT
Bandwidth 99%	---	---	16.743	MHz	INFO
T1 99%	---	---	5776.6484	MHz	INFO
T2 99%	---	---	5793.3916	MHz	INFO

Maximum Output Power

READ SA SETTINGS:

RefLevel [dBm] | RefLevelOffset [dB] | InpAtt [dB]	12.89 | 10.38 | 20
Start [MHz] | Stop [MHz]	5765.000 | 5805.000
RBW [MHz] | VBW [MHz]	1.000000 | 3.000000
Detector | TraceMode	RMS | MAXH
Sweep: time [ms] | count | points per Section | type	53700 | 1 | 161 | SWE

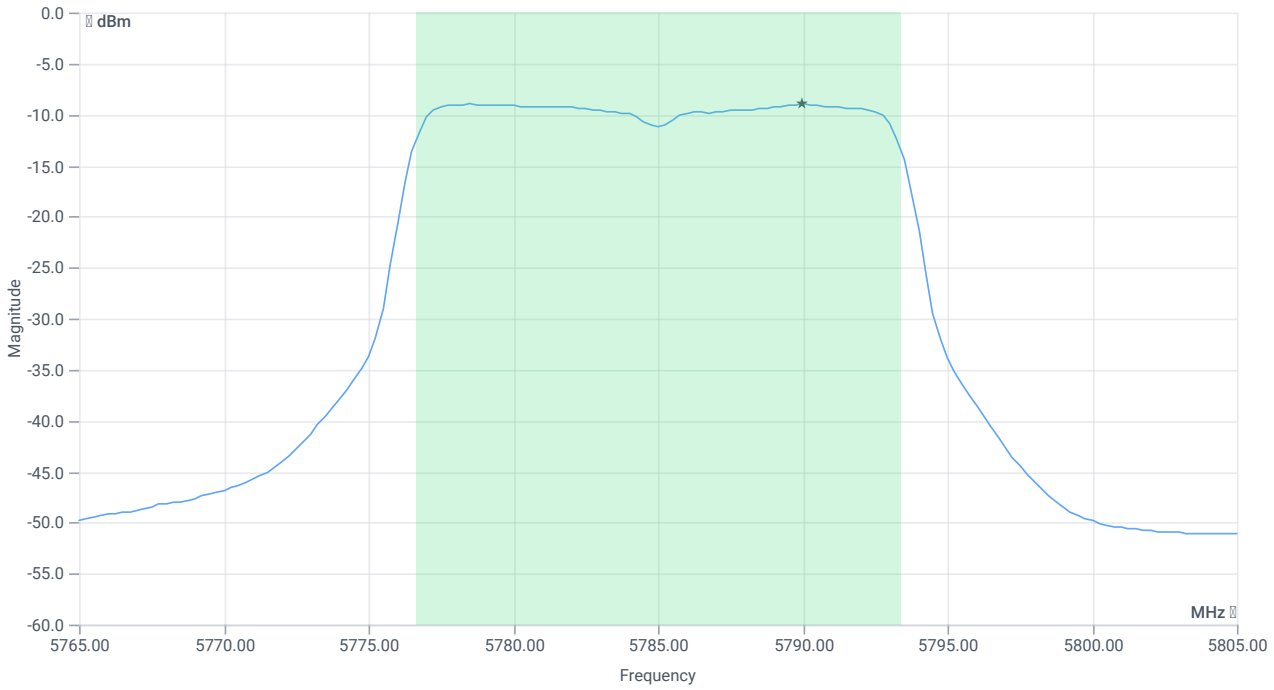

Max OP and PSD

RESULT

DESCRIPTION	LOWER LIMIT	UPPER LIMIT	MEASURED	UNIT	VERDICT
Max output power	---	---	2.36	dBm	INFO
Duty cycle correction	---	---	4.08	dB	INFO
Limit absolute					
Max output power DC corrected	---	30	6.44	dBm	PASS
Limit: 11 dBm + 10 log 16.743					
Max output power DC corrected	---	23.24	6.44	dBm	na

Power Spectral Density U-NII-3

READ SA SETTINGS:

RefLevel [dBm] | RefLevelOffset [dB] | InpAtt [dB]	12.89 | 10.38 | 20
Start [MHz] | Stop [MHz]	5765.000 | 5805.000
RBW [MHz] | VBW [MHz]	0.500000 | 3.000000
Detector | TraceMode	RMS | MAXH
Sweep: time [ms] | count | points per Section | type	53700 | 1 | 161 | SWE

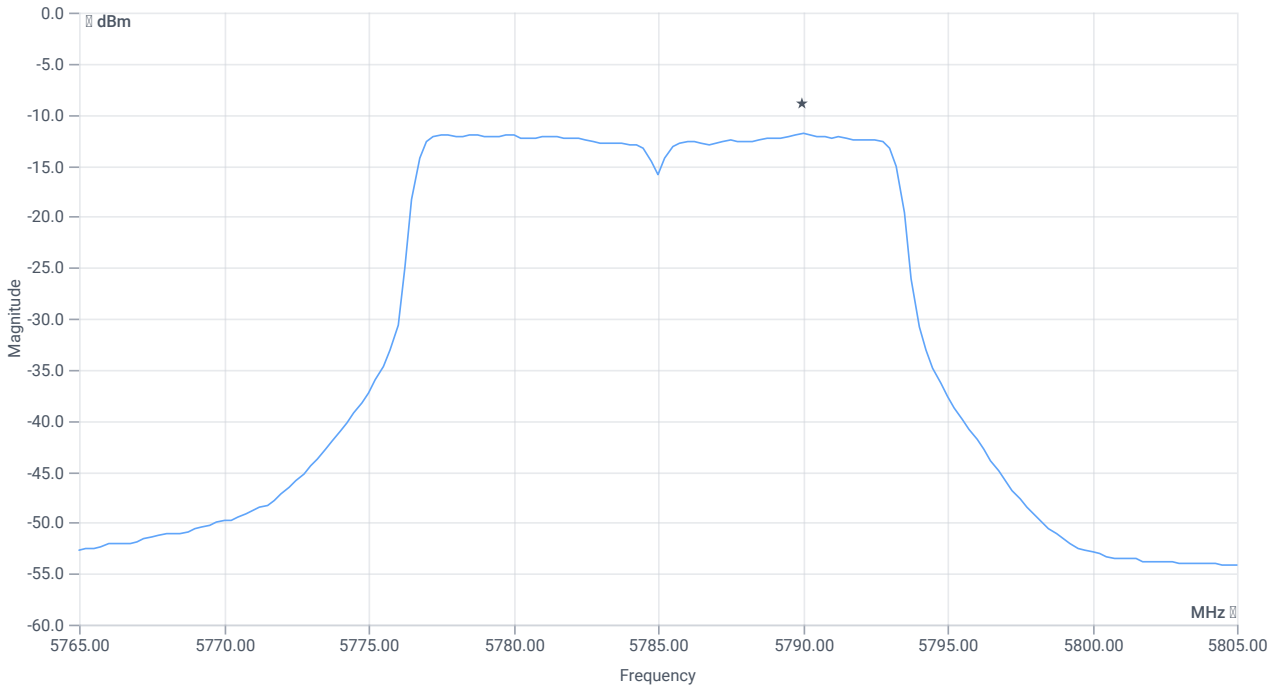

PSD UNII-3

RESULT

DESCRIPTION	LOWER LIMIT	UPPER LIMIT	MEASURED	UNIT	VERDICT
Power spectral density	---	---	-11.81	dBm/0.5MHz	INFO
Duty cycle correction	---	---	4.08	dB	INFO
Power spectral density DC corrected	---	30	-7.73	dBm/0.5MHz	PASS

Verdict
PASS

FCC 15.407 # Max output power and psd ~ WLAN5Gx n-HT20 mode U-NII-3

References

TC start	26.01.2024 16:54:41
Ambit temp [°C] | humidity [rel%]	26.9 | 36
System version	5.0.1.0
Standard | Version	FCC 15.407 | NI
Method	KDB789033 D02, F., E.2.e.
Description	FCC 15.407 Max Output Power & PSD - WLAN5Gx n-HT20 mode U-NII-3
Information	

EUT Common Settings WLAN5Gx

Number of antenna ports	1
User Interaction	No
Device class UNII_1	Client
Limit W52 japan	Standard

Equipment

Signal analyzer,Rohde&Schwarz,FSV-30,1321.3008K30/103170,3.60
Signaling unit,Rohde&Schwarz,CMW,1201.0002k75/102550,4.0.190
Switch matrix,cetecom advanced GmbH,USM,A001,1.0.0

Test Parameter

Technology to test	WLAN5Gx n-HT20 mode
EUT port	EUT1
Temperature	nom
Voltage	nom
Frequency low to test	False | Freq [MHz] 5745
Frequency mid to test	True | Freq [MHz] 5785
Frequency high to test	False | Freq [MHz] 5825
Auto control enabled power supply | Climatic Box	No | No
Additional path loss [dB]	0.5
Full path type	EUT_SA_GEN_SIG
Full path name	EUT1.SIG1/EUT1.SA/EUT1.GEN1/EUT1.GEN2/
Switch bits	00010001:00010001:00000000:00000001

Test at TX 5785 MHz

RESULT: Reference power cond.

DESCRIPTION	LOWER LIMIT	UPPER LIMIT	MEASURED	UNIT	VERDICT
Ref. power 1MHz/1MHz cond.	---	---	1.71	dBm	INFO
Ref. frequency	---	---	5781.000	MHz	INFO

Evaluation max. duty cycle

DUTY CYCLE EVALUATION

DESCRIPTION	LOWER LIMIT	UPPER LIMIT	MEASURED	UNIT	VERDICT
Result summary					
Number of detected bursts: 262					
Duty cycle (burst Ratio) max	---	---	0.643	---	INFO
Duty cycle max	---	---	1.918	dB	INFO
Duty cycle (burst Ratio) min	---	---	0.429	---	INFO
Duty cycle min	---	---	3.675	dB	INFO
Max TX burst length	---	---	0.225	ms	INFO
Min gap length	---	---	0.125	ms	INFO
Max gap length	---	---	0.3	ms	INFO

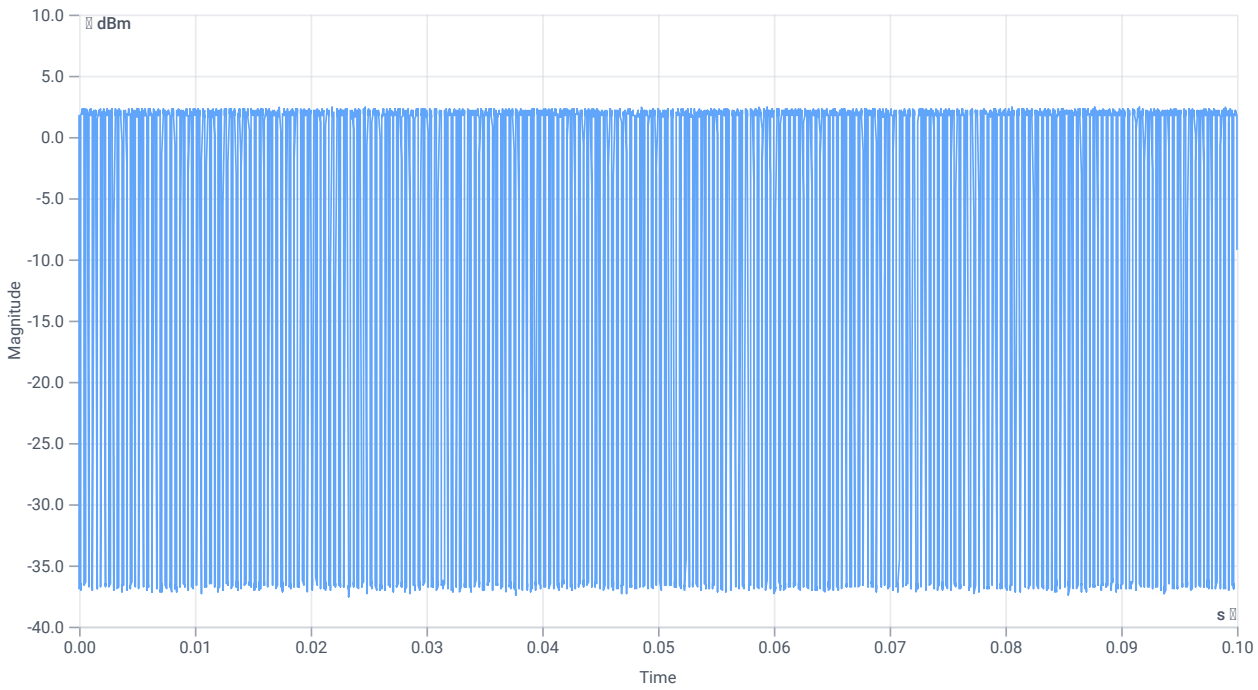

Duty cycle

Evaluation bandwidth

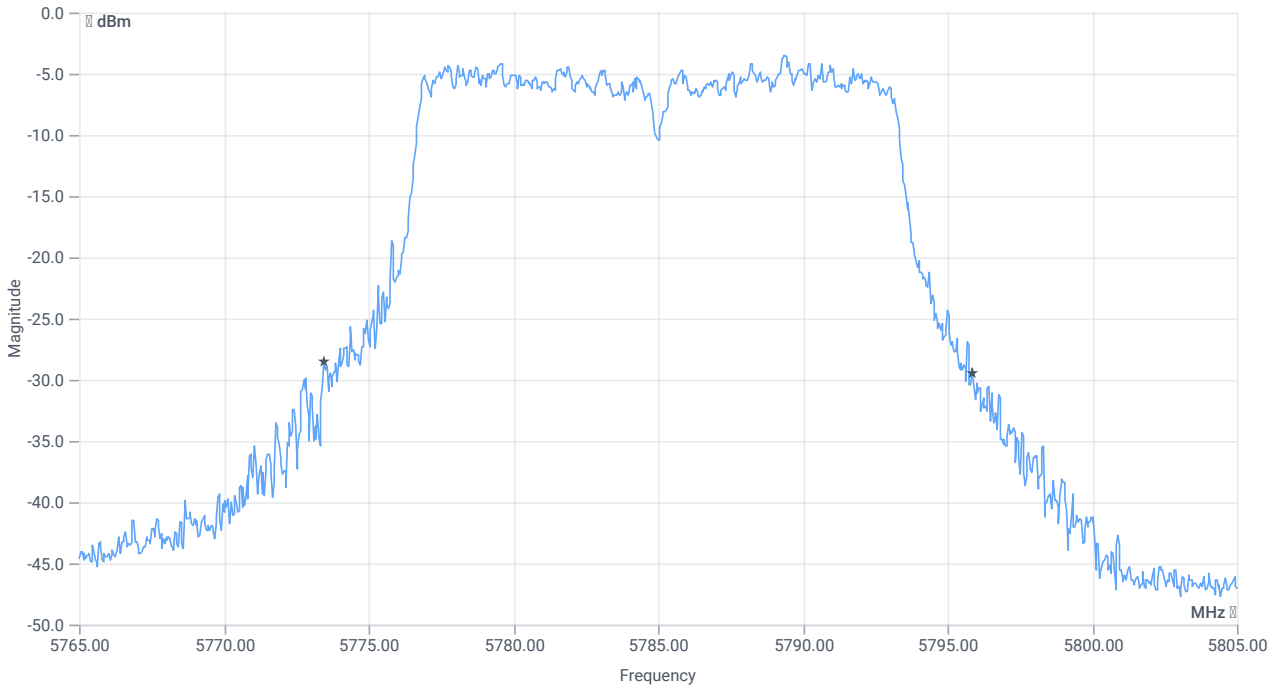

BW 26dB

RESULT

DESCRIPTION	LOWER LIMIT	UPPER LIMIT	MEASURED	UNIT	VERDICT
Bandwidth 26dB	---	---	22.44	MHz	INFO
T1 26dB	---	---	5773.4400	MHz	INFO
T2 26dB	---	---	5795.8800	MHz	INFO

Maximum Output Power

READ SA SETTINGS:

RefLevel [dBm] | RefLevelOffset [dB] | InpAtt [dB]	13.71 | 10.38 | 20
Start [MHz] | Stop [MHz]	5765.000 | 5805.000
RBW [MHz] | VBW [MHz]	1.000000 | 3.000000
Detector | TraceMode	RMS | MAXH
Sweep: time [ms] | count | points per Section | type	53700 | 1 | 161 | SWE

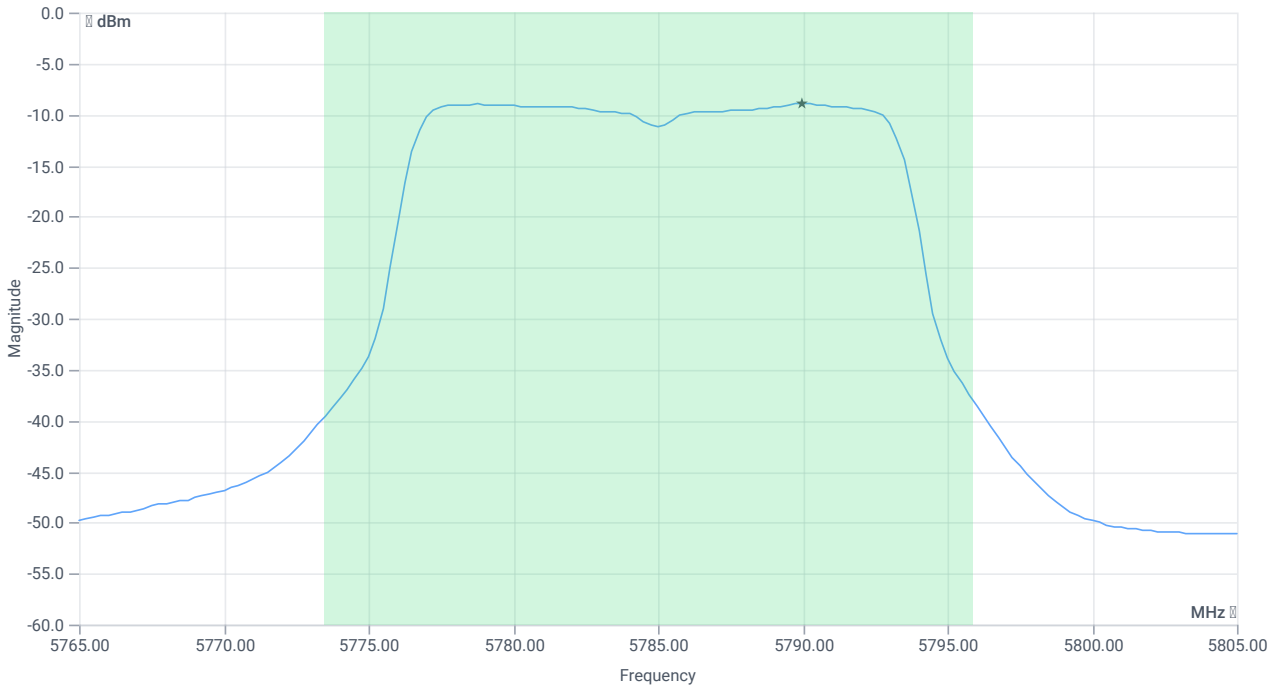

Max OP and PSD

RESULT

DESCRIPTION	LOWER LIMIT	UPPER LIMIT	MEASURED	UNIT	VERDICT
Max output power	---	---	2.46	dBm	INFO
Duty cycle correction	---	---	3.68	dB	INFO
Limit absolute					
Max output power DC corrected	---	30	6.14	dBm	PASS
Limit: 11 dBm + 10 log 22.44					
Max output power DC corrected	---	24.51	6.14	dBm	na

Power Spectral Density U-NII-3

READ SA SETTINGS:

RefLevel [dBm] | RefLevelOffset [dB] | InpAtt [dB]	13.71 | 10.38 | 20
Start [MHz] | Stop [MHz]	5765.000 | 5805.000
RBW [MHz] | VBW [MHz]	0.500000 | 3.000000
Detector | TraceMode	RMS | MAXH
Sweep: time [ms] | count | points per Section | type	53700 | 1 | 161 | SWE

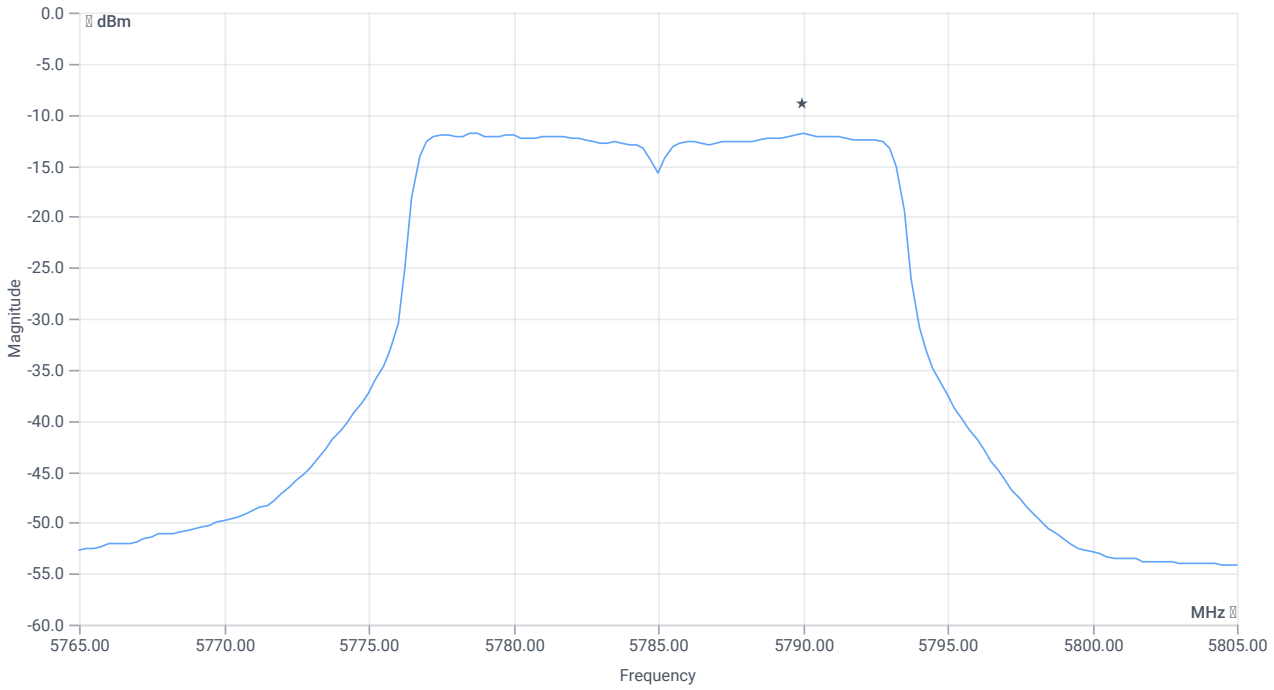

PSD UNII-3

RESULT

DESCRIPTION	LOWER LIMIT	UPPER LIMIT	MEASURED	UNIT	VERDICT
Power spectral density	---	---	-11.8	dBm/0.5MHz	INFO
Duty cycle correction	---	---	3.68	dB	INFO
Power spectral density DC corrected	---	30	-8.12	dBm/0.5MHz	PASS

Verdict
PASS

ISED RSS247 # Max output power and psd ~ WLAN5Gx n-HT20 mode U-NII-3

References

TC start	26.01.2024 16:48:27
Ambit temp [°C] | humidity [rel%]	26.8 | 36
System version	5.0.1.0
Standard | Version	ISED RSS247 | NI
Method	
Description	ISED Max Output Power & PSD - WLAN5Gx n-HT20 mode U-NII-3
Information	

EUT Common Settings WLAN5Gx

Number of antenna ports	1
User Interaction	No
Device class UNII_1	Client
Limit W52 japan	Standard

Equipment

Signal analyzer,Rohde&Schwarz,FSV-30,1321.3008K30/103170,3.60
Signaling unit,Rohde&Schwarz,CMW,1201.0002k75/102550,4.0.190
Switch matrix,cetecom advanced GmbH,USM,A001,1.0.0

Test Parameter

Technology to test	WLAN5Gx n-HT20 mode
EUT port	EUT2
Temperature	nom
Voltage	nom
Frequency low to test	True | Freq [MHz] 5745
Frequency mid to test	False | Freq [MHz] 5785
Frequency high to test	False | Freq [MHz] 5825
Auto control enabled power supply | Climatic Box	No | No
Additional path loss [dB]	0.5
Full path type	EUT_SA_GEN_SIG
Full path name	EUT2.SIG1/EUT2.SA/EUT2.GEN1/EUT2.GEN2/
Switch bits	00100010:00010001:00000000:00000001

Test at TX 5745 MHz

RESULT: Reference power cond.

DESCRIPTION	LOWER LIMIT	UPPER LIMIT	MEASURED	UNIT	VERDICT
Ref. power 1MHz/1MHz cond.	---	---	0.31	dBm	INFO
Ref. frequency	---	---	5739.610	MHz	INFO

Evaluation max. duty cycle

DUTY CYCLE EVALUATION

DESCRIPTION	LOWER LIMIT	UPPER LIMIT	MEASURED	UNIT	VERDICT
Result summary					
Number of detected bursts: 256					
Duty cycle (burst Ratio) max	---	---	0.643	---	INFO
Duty cycle max	---	---	1.918	dB	INFO
Duty cycle (burst Ratio) min	---	---	0.409	---	INFO
Duty cycle min	---	---	3.883	dB	INFO
Max TX burst length	---	---	0.225	ms	INFO
Min gap length	---	---	0.125	ms	INFO
Max gap length	---	---	0.325	ms	INFO

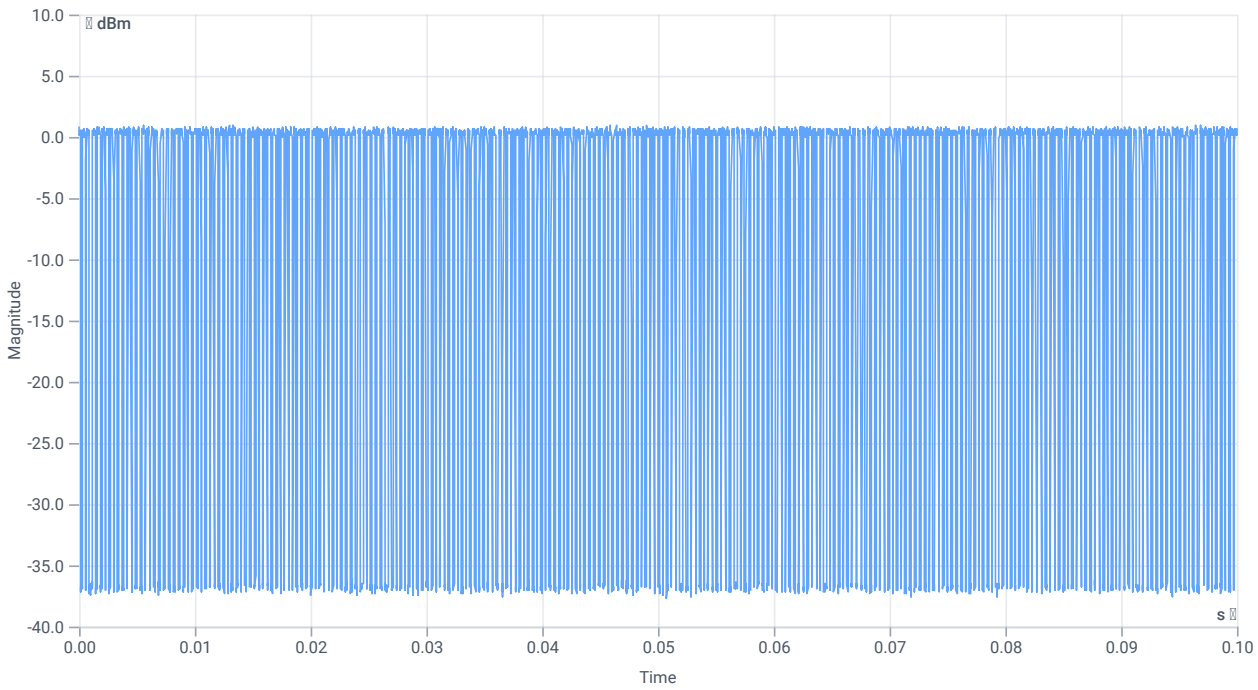

Duty cycle

Evaluation bandwidth

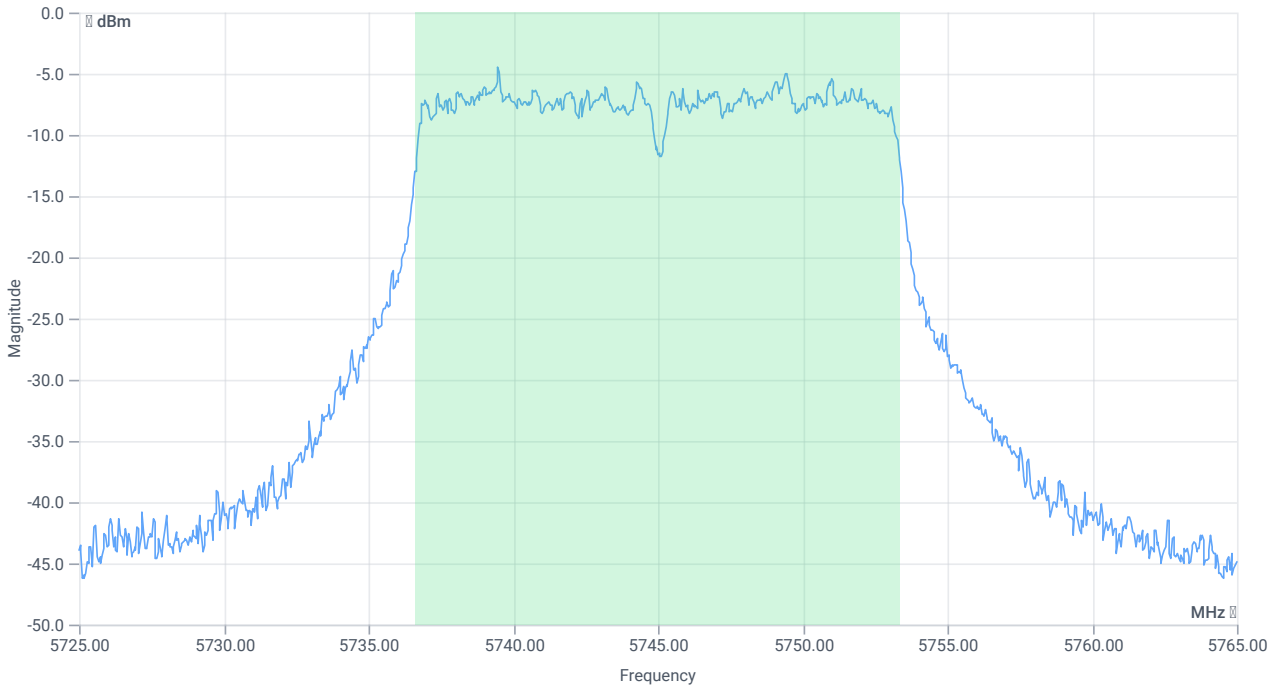

BW 99PCT

RESULT

DESCRIPTION	LOWER LIMIT	UPPER LIMIT	MEASURED	UNIT	VERDICT
Bandwidth 99%	---	---	16.743	MHz	INFO
T1 99%	---	---	5736.6084	MHz	INFO
T2 99%	---	---	5753.3516	MHz	INFO

Maximum Output Power

READ SA SETTINGS:

RefLevel [dBm] | RefLevelOffset [dB] | InpAtt [dB]	12.31 | 10.38 | 20
Start [MHz] | Stop [MHz]	5725.000 | 5765.000
RBW [MHz] | VBW [MHz]	1.000000 | 3.000000
Detector | TraceMode	RMS | MAXH
Sweep: time [ms] | count | points per Section | type	53700 | 1 | 161 | SWE

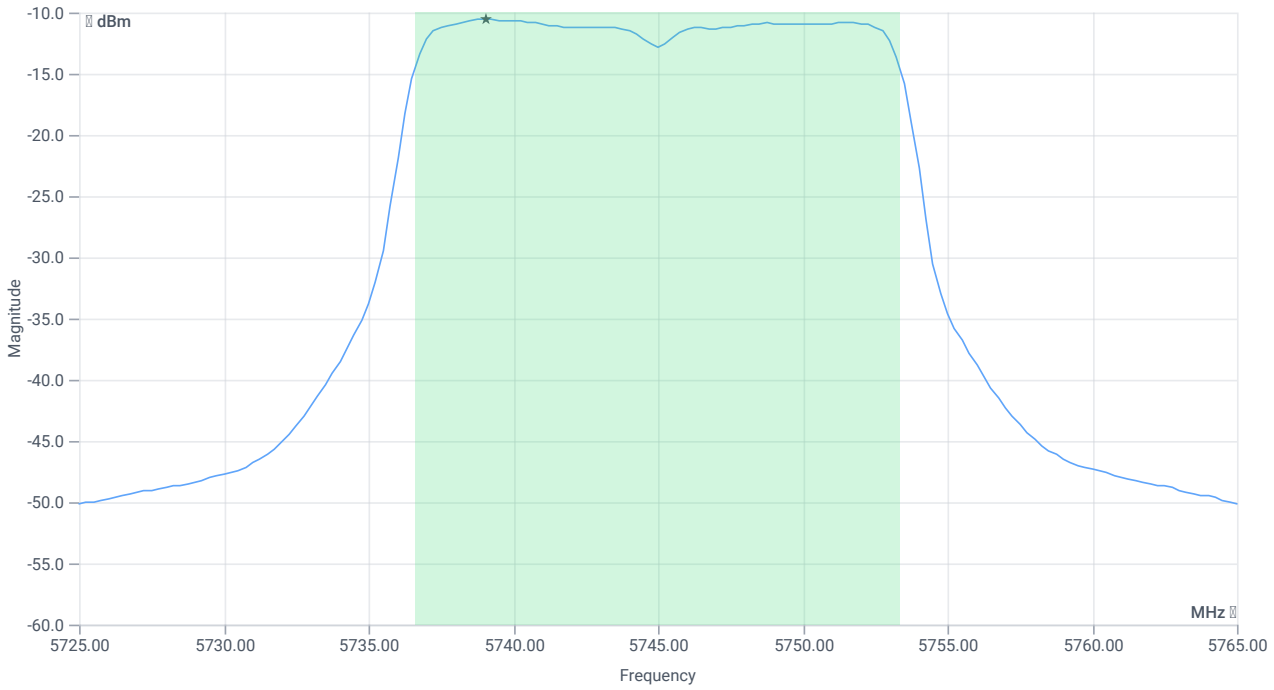

Max OP and PSD

RESULT

DESCRIPTION	LOWER LIMIT	UPPER LIMIT	MEASURED	UNIT	VERDICT
Max output power	---	---	0.73	dBm	INFO
Duty cycle correction	---	---	3.88	dB	INFO
Limit absolute					
Max output power DC corrected	---	30	4.61	dBm	PASS
Limit: 11 dBm + 10 log 16.743					
Max output power DC corrected	---	23.24	4.61	dBm	na

Power Spectral Density U-NII-3

READ SA SETTINGS:

RefLevel [dBm] | RefLevelOffset [dB] | InpAtt [dB]	12.31 | 10.38 | 20
Start [MHz] | Stop [MHz]	5725.000 | 5765.000
RBW [MHz] | VBW [MHz]	0.500000 | 3.000000
Detector | TraceMode	RMS | MAXH
Sweep: time [ms] | count | points per Section | type	53700 | 1 | 161 | SWE

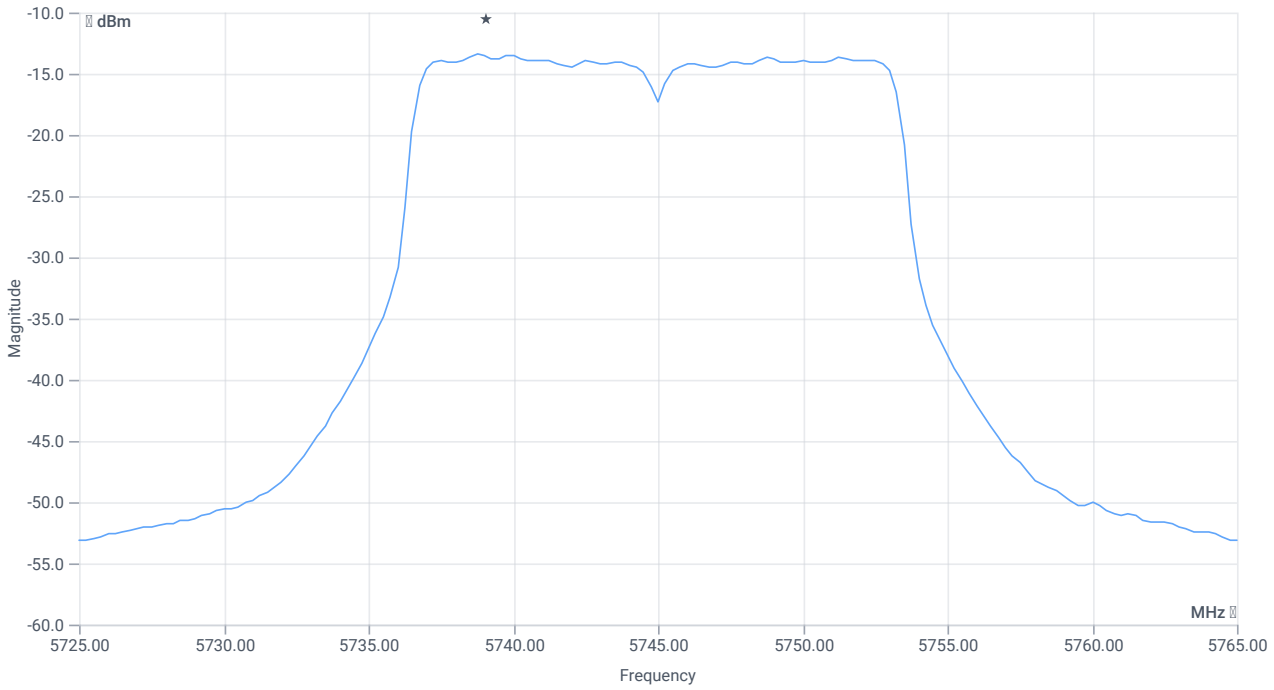

PSD UNII-3

RESULT

DESCRIPTION	LOWER LIMIT	UPPER LIMIT	MEASURED	UNIT	VERDICT
Power spectral density	---	---	-13.4	dBm/0.5MHz	INFO
Duty cycle correction	---	---	3.88	dB	INFO
Power spectral density DC corrected	---	30	-9.52	dBm/0.5MHz	PASS

Verdict
PASS

FCC 15.407 # Max output power and psd ~ WLAN5Gx n-HT20 mode U-NII-3

References

TC start	26.01.2024 16:45:59
Ambit temp [°C] | humidity [rel%]	26.8 | 36
System version	5.0.1.0
Standard | Version	FCC 15.407 | NI
Method	KDB789033 D02, F., E.2.e.
Description	FCC 15.407 Max Output Power & PSD - WLAN5Gx n-HT20 mode U-NII-3
Information	

EUT Common Settings WLAN5Gx

Number of antenna ports	1
User Interaction	No
Device class UNII_1	Client
Limit W52 japan	Standard

Equipment

Signal analyzer,Rohde&Schwarz,FSV-30,1321.3008K30/103170,3.60
Signaling unit,Rohde&Schwarz,CMW,1201.0002k75/102550,4.0.190
Switch matrix,cetecom advanced GmbH,USM,A001,1.0.0

Test Parameter

Technology to test	WLAN5Gx n-HT20 mode
EUT port	EUT2
Temperature	nom
Voltage	nom
Frequency low to test	True | Freq [MHz] 5745
Frequency mid to test	False | Freq [MHz] 5785
Frequency high to test	False | Freq [MHz] 5825
Auto control enabled power supply | Climatic Box	No | No
Additional path loss [dB]	0.5
Full path type	EUT_SA_GEN_SIG
Full path name	EUT2.SIG1/EUT2.SA/EUT2.GEN1/EUT2.GEN2/
Switch bits	00100010:00010001:00000000:00000001

Test at TX 5745 MHz

RESULT: Reference power cond.

DESCRIPTION	LOWER LIMIT	UPPER LIMIT	MEASURED	UNIT	VERDICT
Ref. power 1MHz/1MHz cond.	---	---	-0.08	dBm	INFO
Ref. frequency	---	---	5739.410	MHz	INFO

Evaluation max. duty cycle

DUTY CYCLE EVALUATION

DESCRIPTION	LOWER LIMIT	UPPER LIMIT	MEASURED	UNIT	VERDICT
Result summary					
Number of detected bursts: 260					
Duty cycle (burst Ratio) max	---	---	0.643	---	INFO
Duty cycle max	---	---	1.918	dB	INFO
Duty cycle (burst Ratio) min	---	---	0.381	---	INFO
Duty cycle min	---	---	4.191	dB	INFO
Max TX burst length	---	---	0.225	ms	INFO
Min gap length	---	---	0.125	ms	INFO
Max gap length	---	---	0.325	ms	INFO

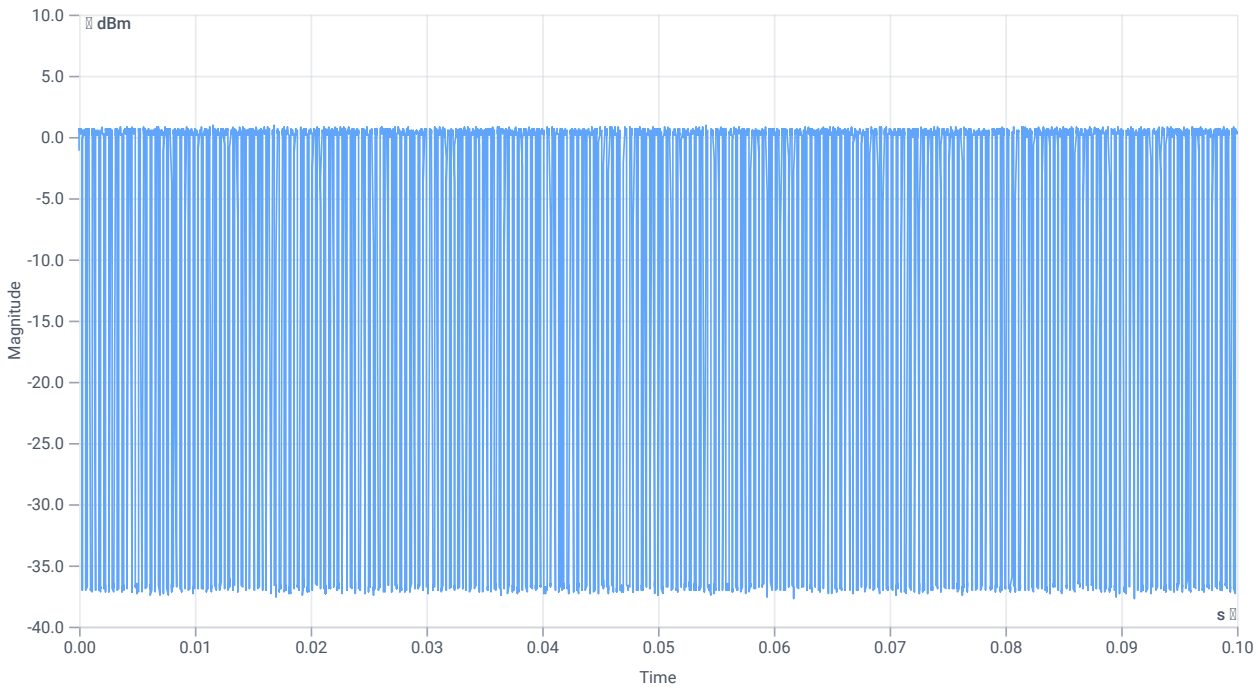

Duty cycle

Evaluation bandwidth

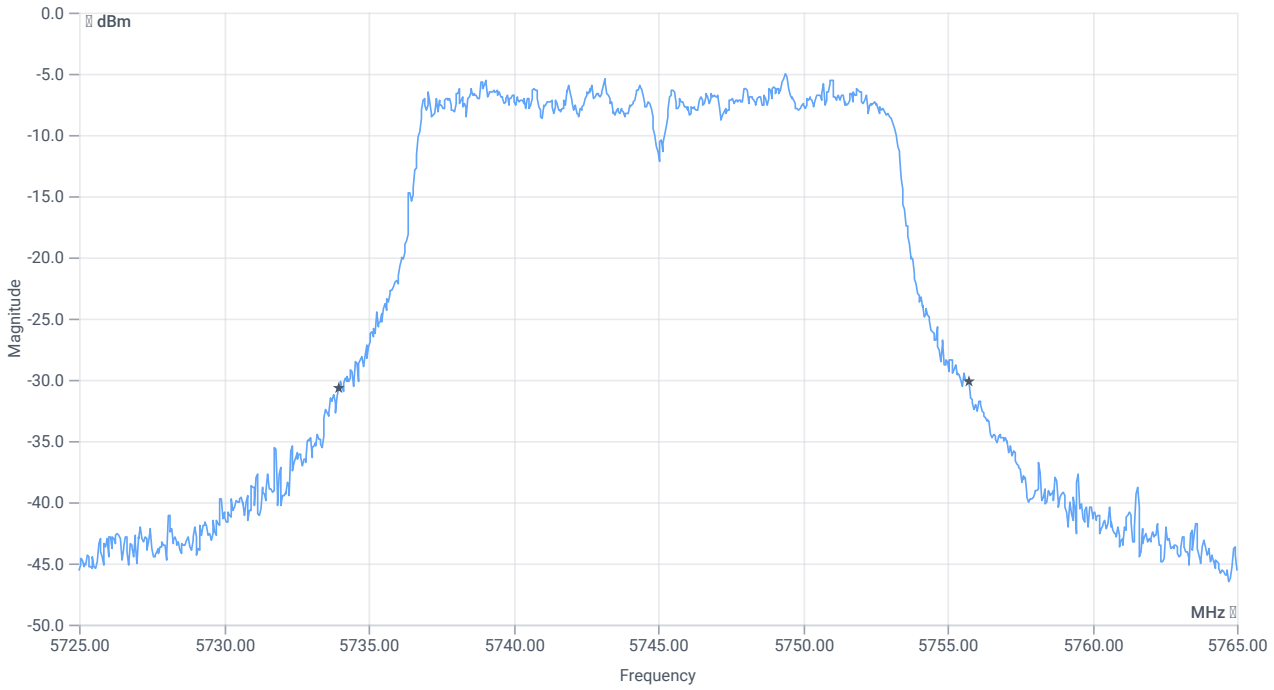

BW 26dB

RESULT

DESCRIPTION	LOWER LIMIT	UPPER LIMIT	MEASURED	UNIT	VERDICT
Bandwidth 26dB	---	---	21.8	MHz	INFO
T1 26dB	---	---	5733.9600	MHz	INFO
T2 26dB	---	---	5755.7600	MHz	INFO

Maximum Output Power

READ SA SETTINGS:

RefLevel [dBm] | RefLevelOffset [dB] | InpAtt [dB]	11.92 | 10.38 | 20
Start [MHz] | Stop [MHz]	5725.000 | 5765.000
RBW [MHz] | VBW [MHz]	1.000000 | 3.000000
Detector | TraceMode	RMS | MAXH
Sweep: time [ms] | count | points per Section | type	53700 | 1 | 161 | SWE

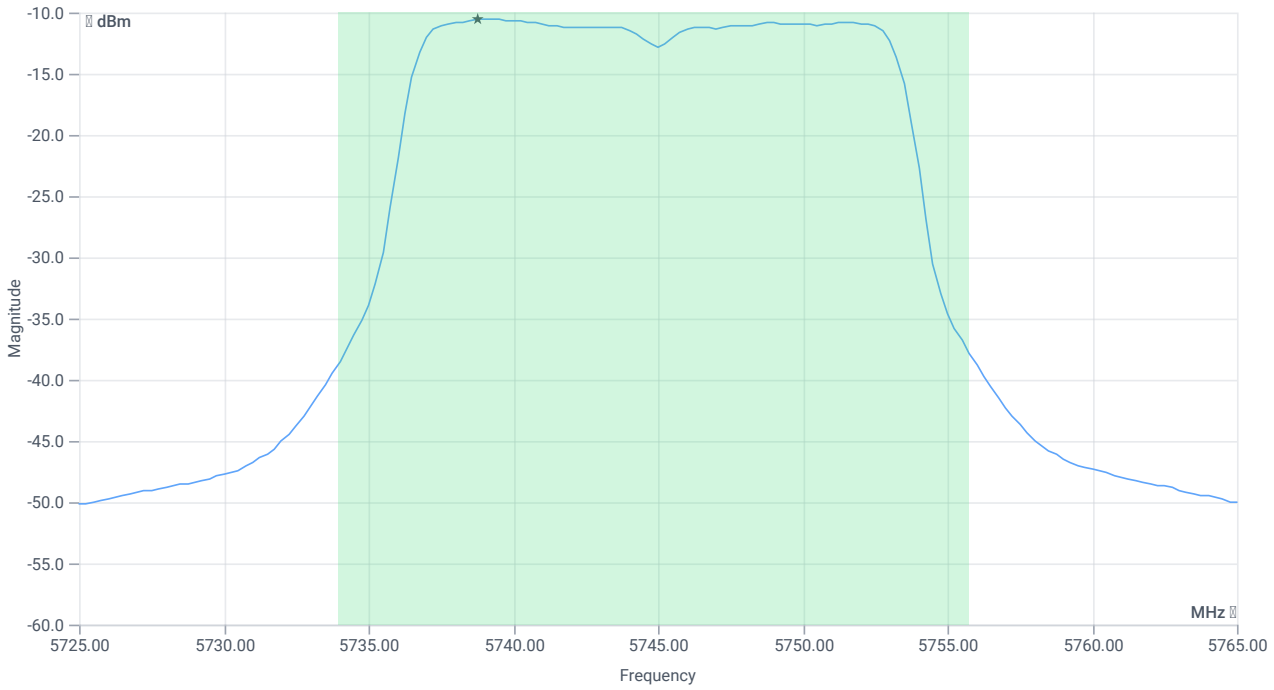

Max OP and PSD

RESULT

DESCRIPTION	LOWER LIMIT	UPPER LIMIT	MEASURED	UNIT	VERDICT
Max output power	---	---	0.82	dBm	INFO
Duty cycle correction	---	---	4.19	dB	INFO
Limit absolute					
Max output power DC corrected	---	30	5.01	dBm	PASS
Limit: 11 dBm + 10 log 21.8					
Max output power DC corrected	---	24.38	5.01	dBm	na

Power Spectral Density U-NII-3

READ SA SETTINGS:

RefLevel [dBm] | RefLevelOffset [dB] | InpAtt [dB]	11.92 | 10.38 | 20
Start [MHz] | Stop [MHz]	5725.000 | 5765.000
RBW [MHz] | VBW [MHz]	0.500000 | 3.000000
Detector | TraceMode	RMS | MAXH
Sweep: time [ms] | count | points per Section | type	53700 | 1 | 161 | SWE

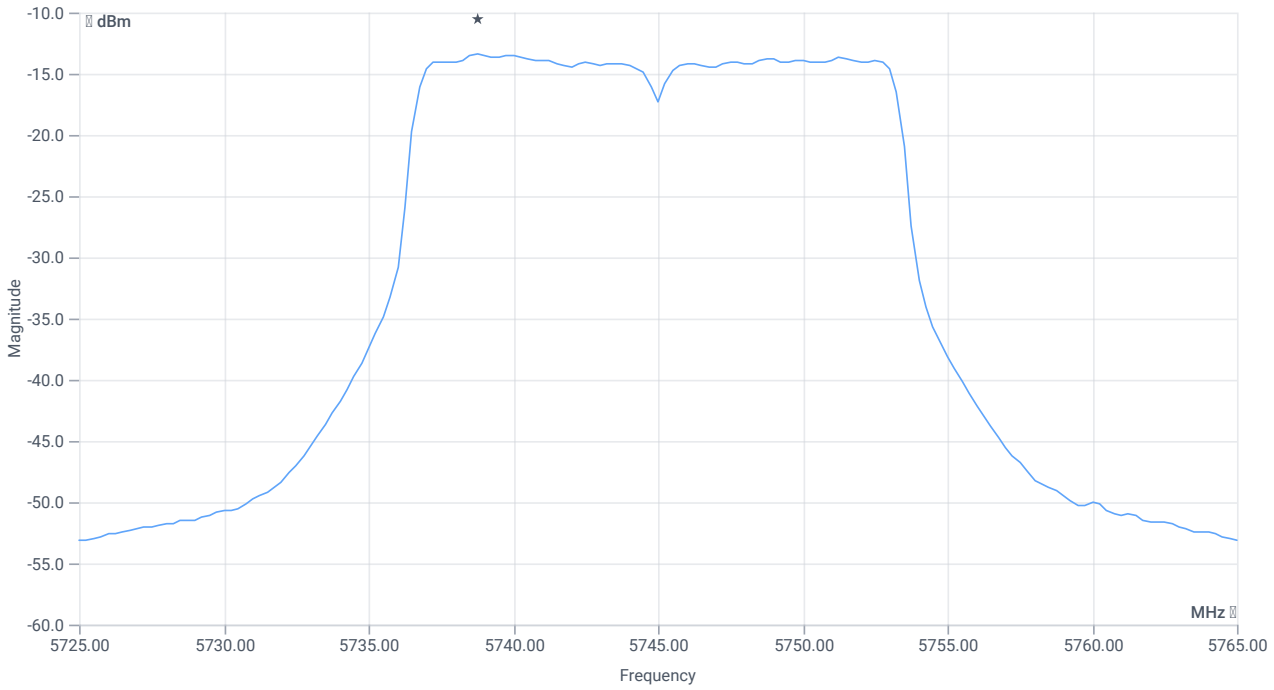

PSD UNII-3

RESULT

DESCRIPTION	LOWER LIMIT	UPPER LIMIT	MEASURED	UNIT	VERDICT
Power spectral density	---	---	-13.41	dBm/0.5MHz	INFO
Duty cycle correction	---	---	4.19	dB	INFO
Power spectral density DC corrected	---	30	-9.22	dBm/0.5MHz	PASS

Verdict
PASS

ISED RSS247 # Max output power and psd ~ WLAN5Gx n-HT20 mode U-NII-3

References

TC start	26.01.2024 16:41:09
Ambit temp [°C] | humidity [rel%]	26.8 | 36
System version	5.0.1.0
Standard | Version	ISED RSS247 | NI
Method	
Description	ISED Max Output Power & PSD - WLAN5Gx n-HT20 mode U-NII-3
Information	

EUT Common Settings WLAN5Gx

Number of antenna ports	1
User Interaction	No
Device class UNII_1	Client
Limit W52 japan	Standard

Equipment

Signal analyzer,Rohde&Schwarz,FSV-30,1321.3008K30/103170,3.60
Signaling unit,Rohde&Schwarz,CMW,1201.0002k75/102550,4.0.190
Switch matrix,cetecom advanced GmbH,USM,A001,1.0.0

Test Parameter

Technology to test	WLAN5Gx n-HT20 mode
EUT port	EUT1
Temperature	nom
Voltage	nom
Frequency low to test	True | Freq [MHz] 5745
Frequency mid to test	False | Freq [MHz] 5785
Frequency high to test	False | Freq [MHz] 5825
Auto control enabled power supply | Climatic Box	No | No
Additional path loss [dB]	0.5
Full path type	EUT_SA_GEN_SIG
Full path name	EUT1.SIG1/EUT1.SA/EUT1.GEN1/EUT1.GEN2/
Switch bits	00010001:00010001:00000000:00000001

Test at TX 5745 MHz

RESULT: Reference power cond.

DESCRIPTION	LOWER LIMIT	UPPER LIMIT	MEASURED	UNIT	VERDICT
Ref. power 1MHz/1MHz cond.	---	---	0.86	dBm	INFO
Ref. frequency	---	---	5752.190	MHz	INFO

Evaluation max. duty cycle

DUTY CYCLE EVALUATION

DESCRIPTION	LOWER LIMIT	UPPER LIMIT	MEASURED	UNIT	VERDICT
Result summary					
Number of detected bursts: 261					
Duty cycle (burst Ratio) max	---	---	0.643	---	INFO
Duty cycle max	---	---	1.918	dB	INFO
Duty cycle (burst Ratio) min	---	---	0.421	---	INFO
Duty cycle min	---	---	3.757	dB	INFO
Max TX burst length	---	---	0.225	ms	INFO
Min gap length	---	---	0.125	ms	INFO
Max gap length	---	---	0.275	ms	INFO

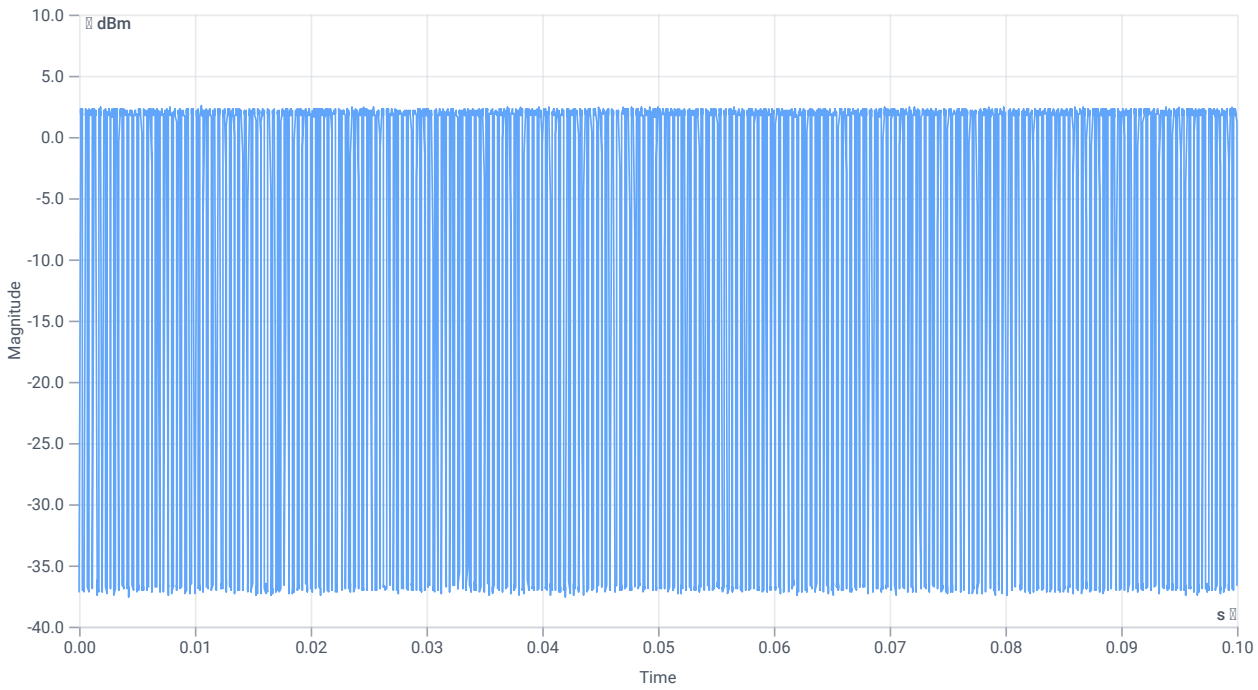

Duty cycle

Evaluation bandwidth

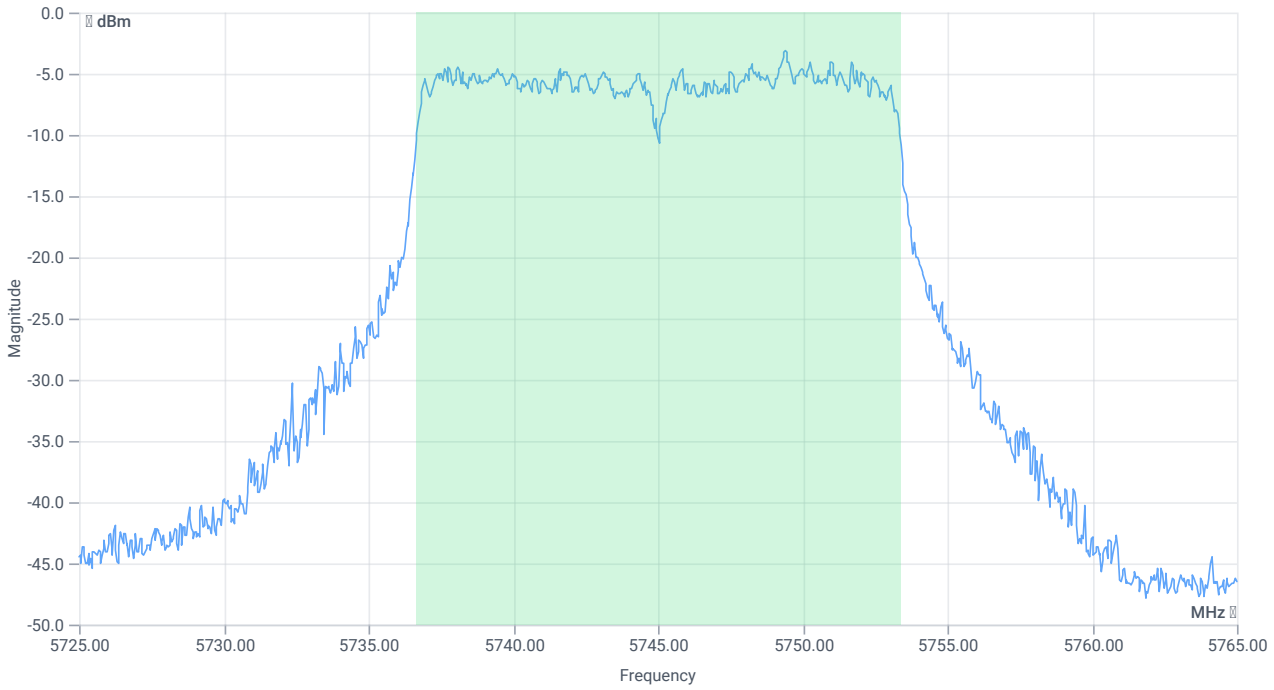

BW 99PCT

RESULT

DESCRIPTION	LOWER LIMIT	UPPER LIMIT	MEASURED	UNIT	VERDICT
Bandwidth 99%	---	---	16.743	MHz	INFO
T1 99%	---	---	5736.6484	MHz	INFO
T2 99%	---	---	5753.3916	MHz	INFO

Maximum Output Power

READ SA SETTINGS:

RefLevel [dBm] | RefLevelOffset [dB] | InpAtt [dB]	12.86 | 10.36 | 20
Start [MHz] | Stop [MHz]	5725.000 | 5765.000
RBW [MHz] | VBW [MHz]	1.000000 | 3.000000
Detector | TraceMode	RMS | MAXH
Sweep: time [ms] | count | points per Section | type	53700 | 1 | 161 | SWE

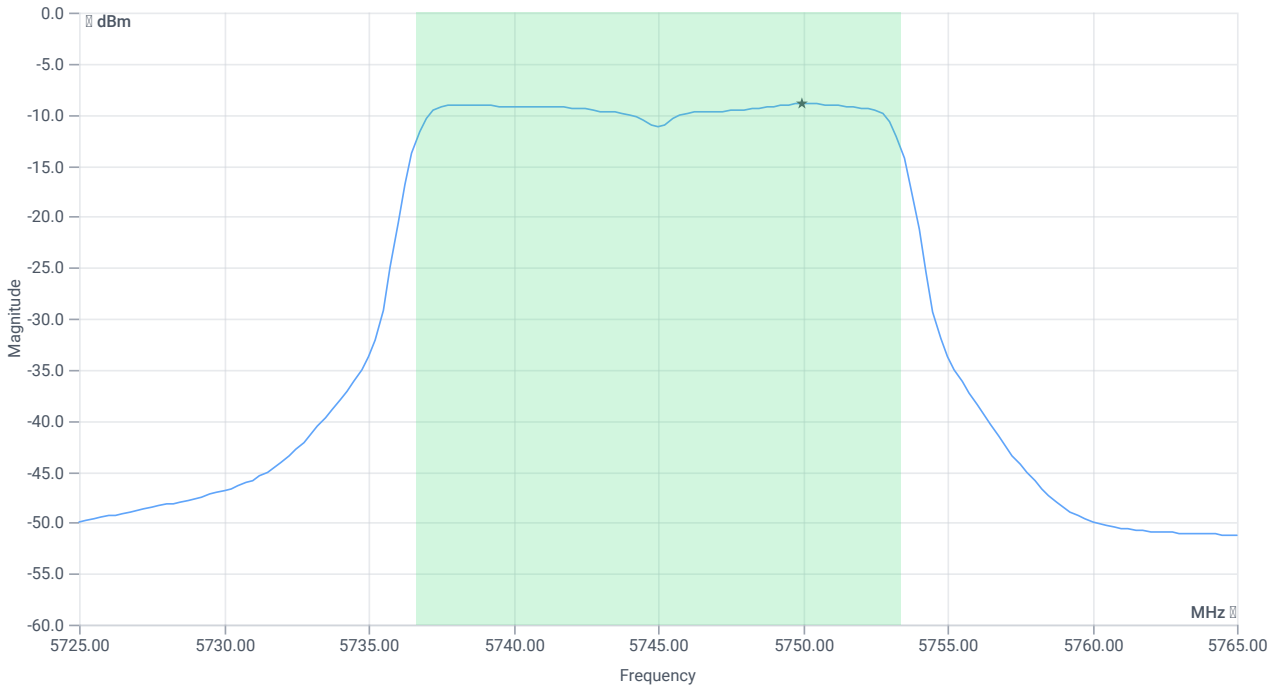

Max OP and PSD

RESULT

DESCRIPTION	LOWER LIMIT	UPPER LIMIT	MEASURED	UNIT	VERDICT
Max output power	---	---	2.38	dBm	INFO
Duty cycle correction	---	---	3.76	dB	INFO
Limit absolute					
Max output power DC corrected	---	30	6.14	dBm	PASS
Limit: 11 dBm + 10 log 16.743					
Max output power DC corrected	---	23.24	6.14	dBm	na

Power Spectral Density U-NII-3

READ SA SETTINGS:

RefLevel [dBm] | RefLevelOffset [dB] | InpAtt [dB]	12.86 | 10.36 | 20
Start [MHz] | Stop [MHz]	5725.000 | 5765.000
RBW [MHz] | VBW [MHz]	0.500000 | 3.000000
Detector | TraceMode	RMS | MAXH
Sweep: time [ms] | count | points per Section | type	53700 | 1 | 161 | SWE

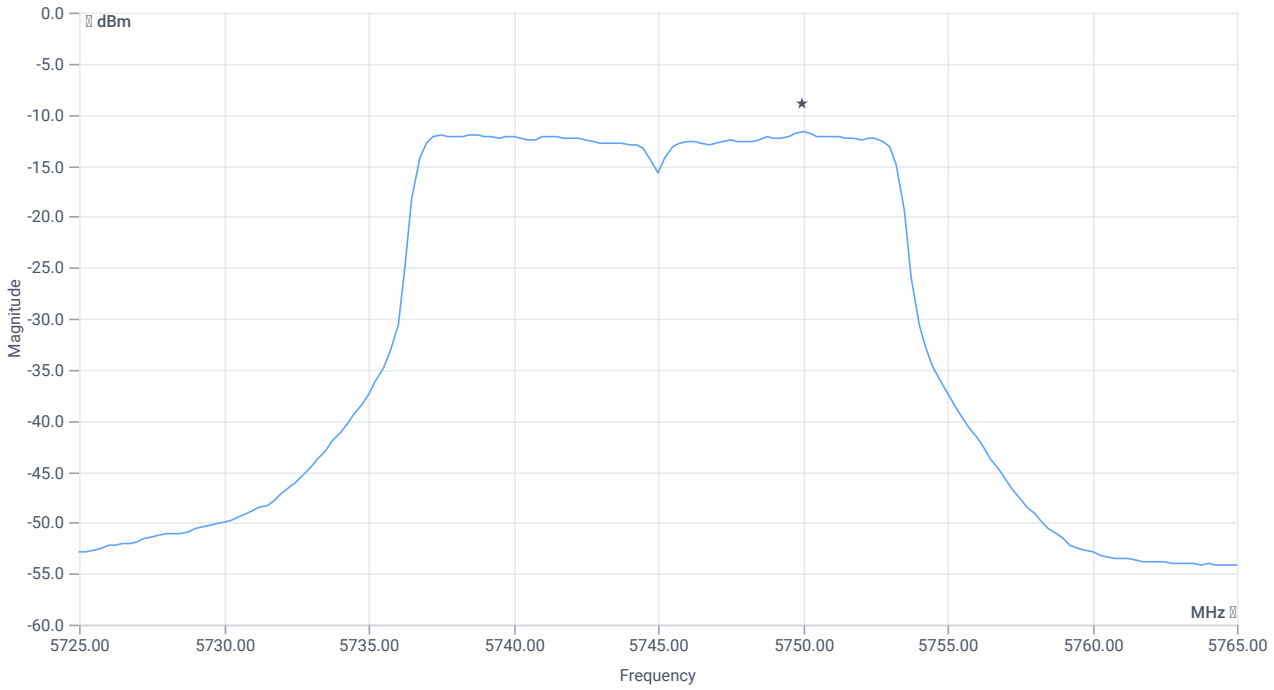

PSD UNII-3

RESULT

DESCRIPTION	LOWER LIMIT	UPPER LIMIT	MEASURED	UNIT	VERDICT
Power spectral density	---	---	-11.71	dBm/0.5MHz	INFO
Duty cycle correction	---	---	3.76	dB	INFO
Power spectral density DC corrected	---	30	-7.95	dBm/0.5MHz	PASS

Verdict
PASS

FCC 15.407 # Max output power and psd ~ WLAN5Gx n-HT20 mode U-NII-3

References

TC start	26.01.2024 16:38:41
Ambit temp [°C] | humidity [rel%]	26.8 | 36
System version	5.0.1.0
Standard | Version	FCC 15.407 | NI
Method	KDB789033 D02, F., E.2.e.
Description	FCC 15.407 Max Output Power & PSD - WLAN5Gx n-HT20 mode U-NII-3
Information	

EUT Common Settings WLAN5Gx

Number of antenna ports	1
User Interaction	No
Device class UNII_1	Client
Limit W52 japan	Standard

Equipment

Signal analyzer,Rohde&Schwarz,FSV-30,1321.3008K30/103170,3.60
Signaling unit,Rohde&Schwarz,CMW,1201.0002k75/102550,4.0.190
Switch matrix,cetecom advanced GmbH,USM,A001,1.0.0

Test Parameter

Technology to test	WLAN5Gx n-HT20 mode
EUT port	EUT1
Temperature	nom
Voltage	nom
Frequency low to test	True | Freq [MHz] 5745
Frequency mid to test	False | Freq [MHz] 5785
Frequency high to test	False | Freq [MHz] 5825
Auto control enabled power supply | Climatic Box	No | No
Additional path loss [dB]	0.5
Full path type	EUT_SA_GEN_SIG
Full path name	EUT1.SIG1/EUT1.SA/EUT1.GEN1/EUT1.GEN2/
Switch bits	00010001:00010001:00000000:00000001

Test at TX 5745 MHz

RESULT: Reference power cond.

DESCRIPTION	LOWER LIMIT	UPPER LIMIT	MEASURED	UNIT	VERDICT
Ref. power 1MHz/1MHz cond.	---	---	1.83	dBm	INFO
Ref. frequency	---	---	5741.000	MHz	INFO

Evaluation max. duty cycle

DUTY CYCLE EVALUATION

DESCRIPTION	LOWER LIMIT	UPPER LIMIT	MEASURED	UNIT	VERDICT
Result summary					
Number of detected bursts: 259					
Duty cycle (burst Ratio) max	---	---	0.643	---	INFO
Duty cycle max	---	---	1.918	dB	INFO
Duty cycle (burst Ratio) min	---	---	0.364	---	INFO
Duty cycle min	---	---	4.389	dB	INFO
Max TX burst length	---	---	0.225	ms	INFO
Min gap length	---	---	0.125	ms	INFO
Max gap length	---	---	0.35	ms	INFO

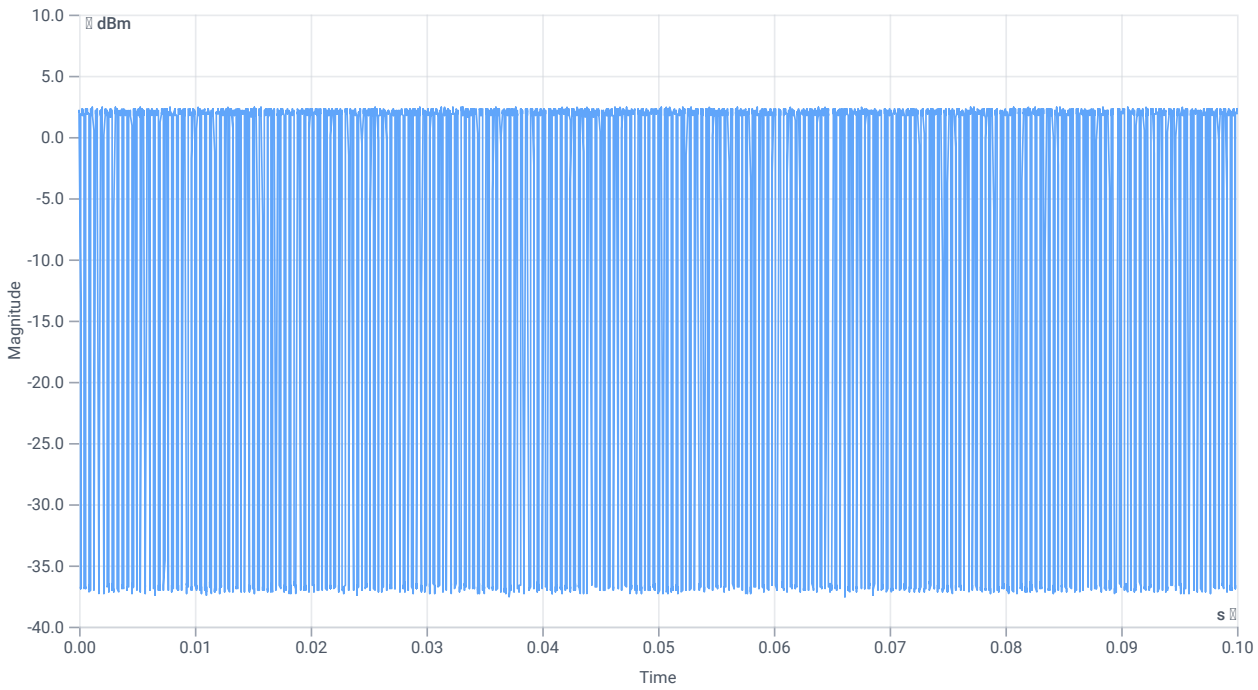

Duty cycle

Evaluation bandwidth

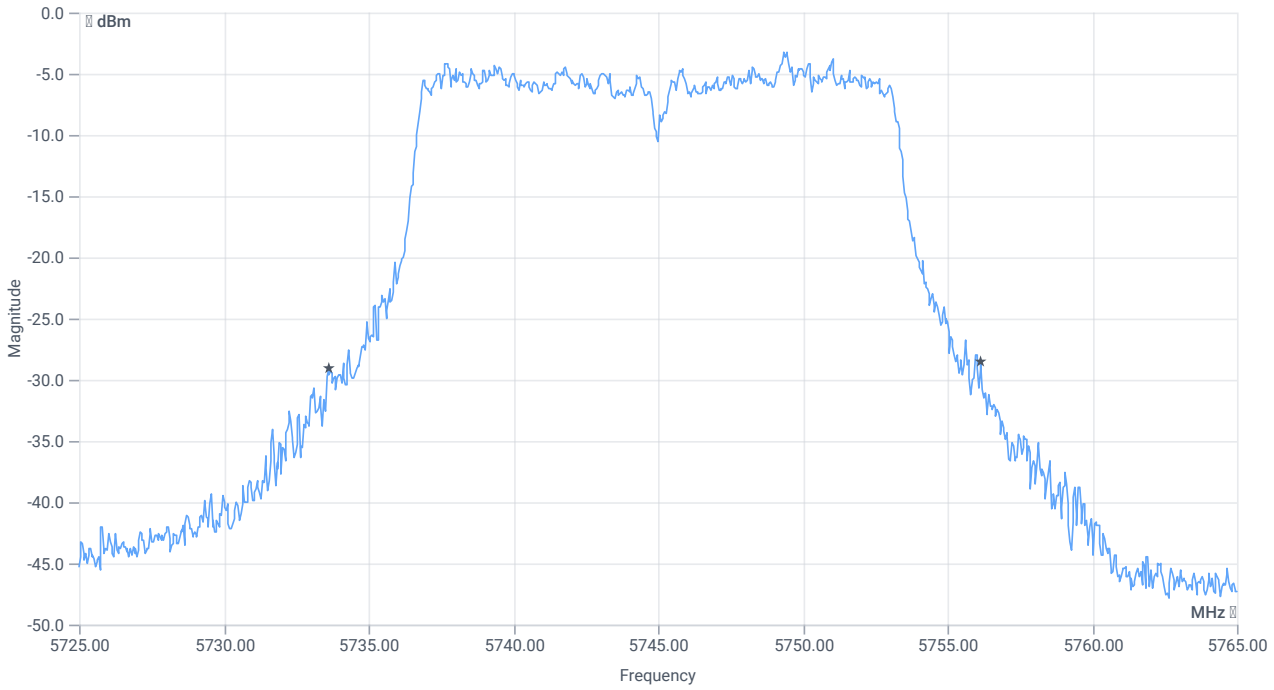

BW 26dB

RESULT

DESCRIPTION	LOWER LIMIT	UPPER LIMIT	MEASURED	UNIT	VERDICT
Bandwidth 26dB	---	---	22.56	MHz	INFO
T1 26dB	---	---	5733.6000	MHz	INFO
T2 26dB	---	---	5756.1600	MHz	INFO

Maximum Output Power

READ SA SETTINGS:

RefLevel [dBm] | RefLevelOffset [dB] | InpAtt [dB]	13.83 | 10.36 | 20
Start [MHz] | Stop [MHz]	5725.000 | 5765.000
RBW [MHz] | VBW [MHz]	1.000000 | 3.000000
Detector | TraceMode	RMS | MAXH
Sweep: time [ms] | count | points per Section | type	53700 | 1 | 161 | SWE

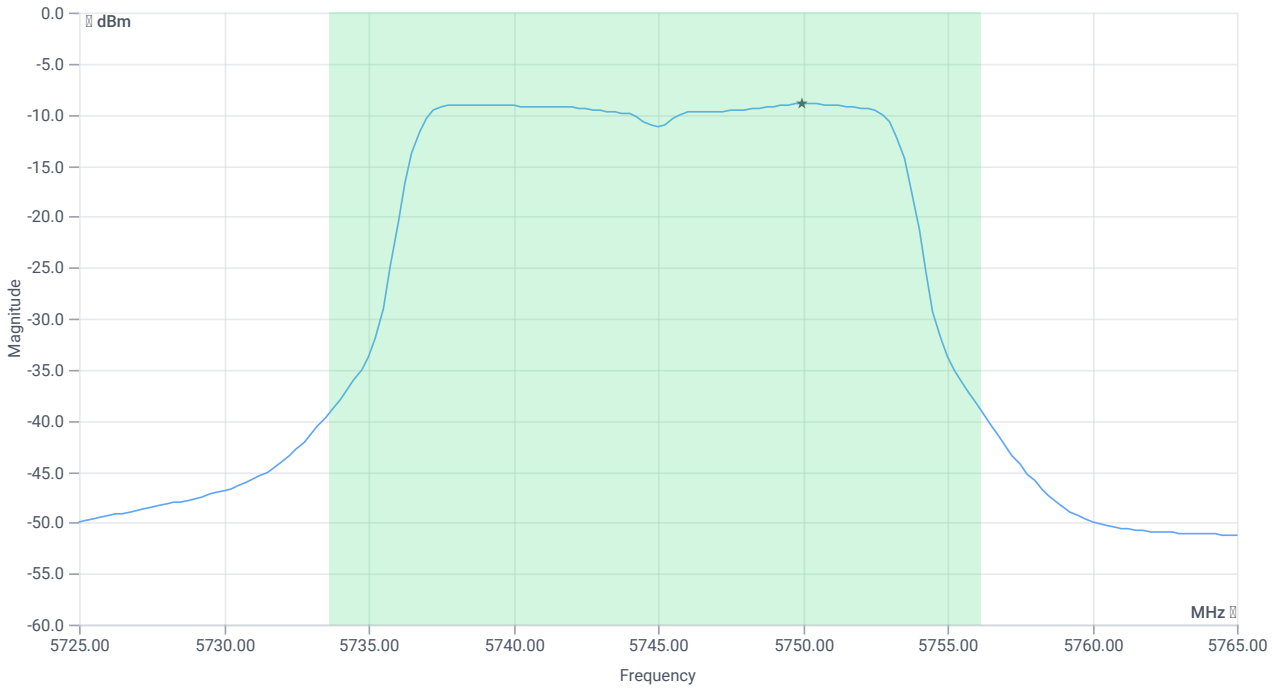

Max OP and PSD

RESULT

DESCRIPTION	LOWER LIMIT	UPPER LIMIT	MEASURED	UNIT	VERDICT
Max output power	---	---	2.47	dBm	INFO
Duty cycle correction	---	---	4.39	dB	INFO
Limit absolute					
Max output power DC corrected	---	30	6.86	dBm	PASS
Limit: 11 dBm + 10 log 22.56					
Max output power DC corrected	---	24.53	6.86	dBm	na

Power Spectral Density U-NII-3

READ SA SETTINGS:

RefLevel [dBm] | RefLevelOffset [dB] | InpAtt [dB]	13.83 | 10.36 | 20
Start [MHz] | Stop [MHz]	5725.000 | 5765.000
RBW [MHz] | VBW [MHz]	0.500000 | 3.000000
Detector | TraceMode	RMS | MAXH
Sweep: time [ms] | count | points per Section | type	53700 | 1 | 161 | SWE

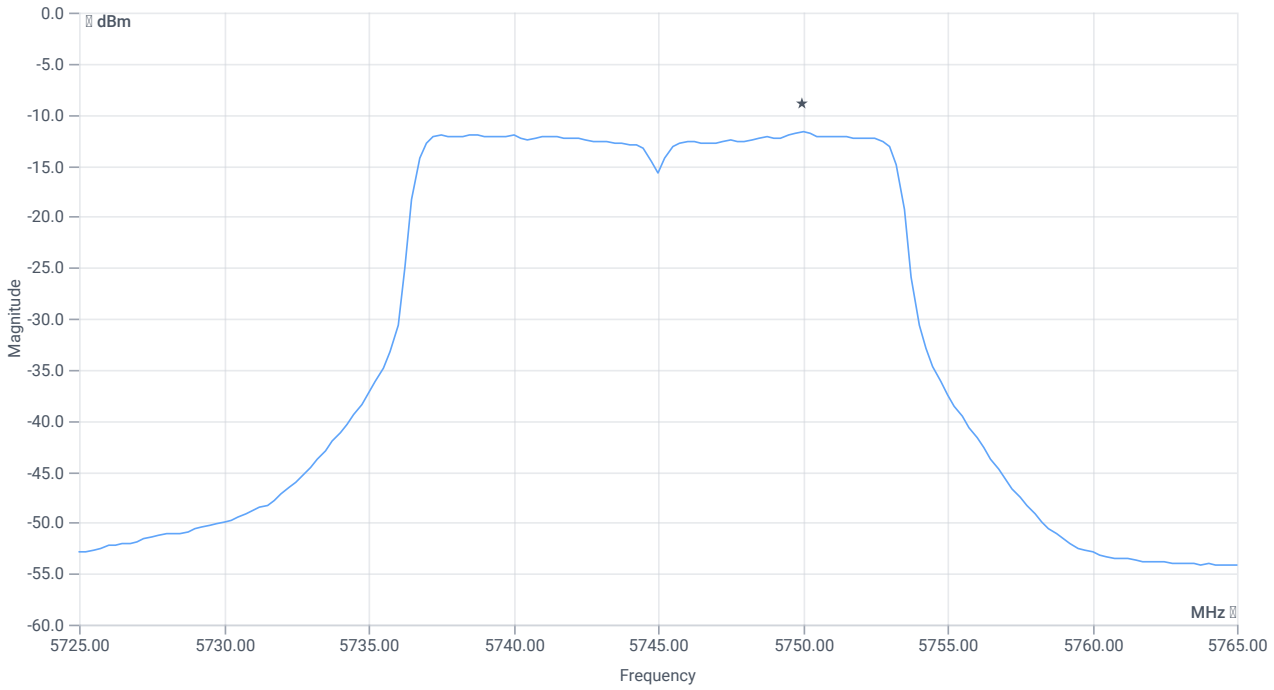

PSD UNII-3

RESULT

DESCRIPTION	LOWER LIMIT	UPPER LIMIT	MEASURED	UNIT	VERDICT
Power spectral density	---	---	-11.7	dBm/0.5MHz	INFO
Duty cycle correction	---	---	4.39	dB	INFO
Power spectral density DC corrected	---	30	-7.31	dBm/0.5MHz	PASS

Verdict
PASS

ISED RSS247 # Max output power and psd ~ WLAN5Gx n-HT20 mode U-NII-1

References

TC start	26.01.2024 16:34:46
Ambit temp [°C] | humidity [rel%]	26.8 | 36
System version	5.0.1.0
Standard | Version	ISED RSS247 | NI
Method	
Description	ISED Max Output Power & PSD - WLAN5Gx n-HT20 mode U-NII-1
Information	

EUT Common Settings WLAN5Gx

Number of antenna ports	1
User Interaction	No
Device class UNII_1	Client
Limit W52 japan	Standard

Equipment

Signal analyzer,Rohde&Schwarz,FSV-30,1321.3008K30/103170,3.60
Signaling unit,Rohde&Schwarz,CMW,1201.0002k75/102550,4.0.190
Switch matrix,cetecom advanced GmbH,USM,A001,1.0.0

Test Parameter

Technology to test	WLAN5Gx n-HT20 mode
EUT port	EUT2
Temperature	nom
Voltage	nom
Frequency low to test	False | Freq [MHz] 5180
Frequency mid to test	False | Freq [MHz] 5200
Frequency high to test	True | Freq [MHz] 5240
Auto control enabled power supply | Climatic Box	No | No
Additional path loss [dB]	0.5
Full path type	EUT_SA_GEN_SIG
Full path name	EUT2.SIG1/EUT2.SA/EUT2.GEN1/EUT2.GEN2/
Switch bits	00100010:00010001:00000000:00000001

Test at TX 5240 MHz

RESULT: Reference power cond.

DESCRIPTION	LOWER LIMIT	UPPER LIMIT	MEASURED	UNIT	VERDICT
Ref. power 1MHz/1MHz cond.	---	---	1.82	dBm	INFO
Ref. frequency	---	---	5237.400	MHz	INFO

Evaluation max. duty cycle

DUTY CYCLE EVALUATION

DESCRIPTION	LOWER LIMIT	UPPER LIMIT	MEASURED	UNIT	VERDICT
Result summary					
Number of detected bursts: 265					
Duty cycle (burst Ratio) max	---	---	0.643	---	INFO
Duty cycle max	---	---	1.918	dB	INFO
Duty cycle (burst Ratio) min	---	---	0.471	---	INFO
Duty cycle min	---	---	3.27	dB	INFO
Max TX burst length	---	---	0.225	ms	INFO
Min gap length	---	---	0.125	ms	INFO
Max gap length	---	---	0.225	ms	INFO

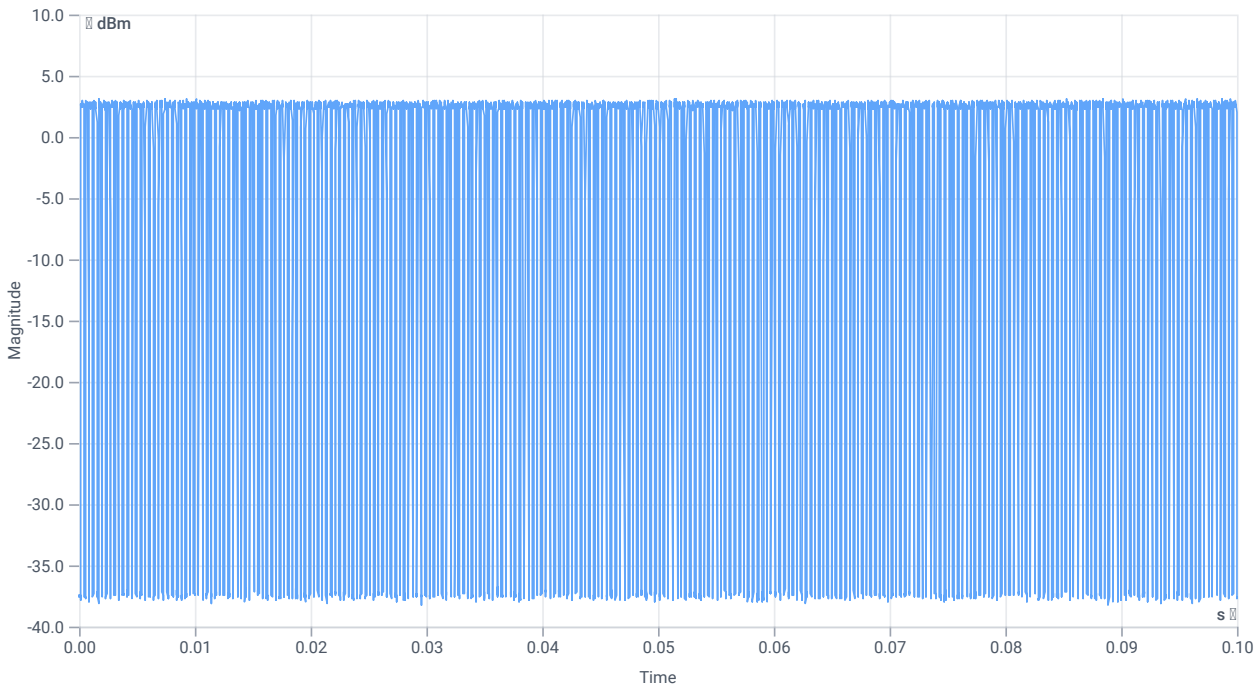

Duty cycle

Evaluation bandwidth

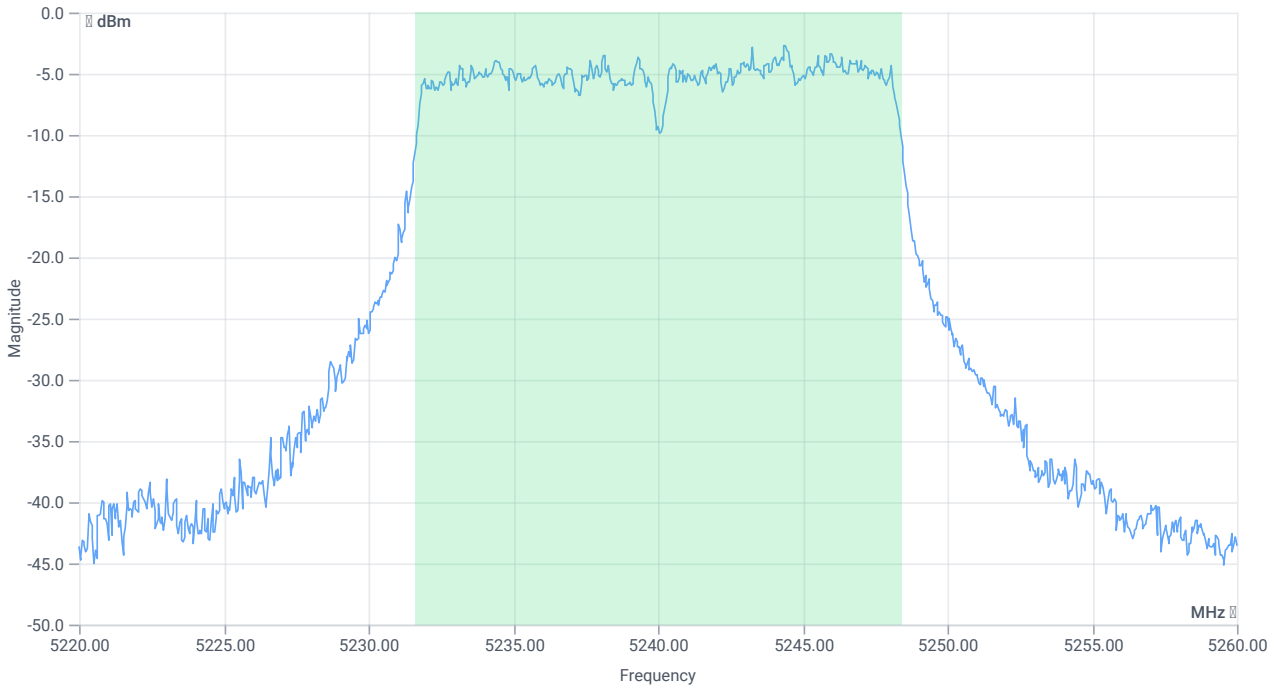

BW 99PCT

RESULT

DESCRIPTION	LOWER LIMIT	UPPER LIMIT	MEASURED	UNIT	VERDICT
Bandwidth 99%	---	---	16.783	MHz	INFO
T1 99%	---	---	5231.6084	MHz	INFO
T2 99%	---	---	5248.3916	MHz	INFO

Maximum Output Power

READ SA SETTINGS:

RefLevel [dBm] | RefLevelOffset [dB] | InpAtt [dB]	13.82 | 9.93 | 20
Start [MHz] | Stop [MHz]	5220.000 | 5260.000
RBW [MHz] | VBW [MHz]	1.000000 | 3.000000
Detector | TraceMode	RMS | MAXH
Sweep: time [ms] | count | points per Section | type	53700 | 1 | 161 | SWE

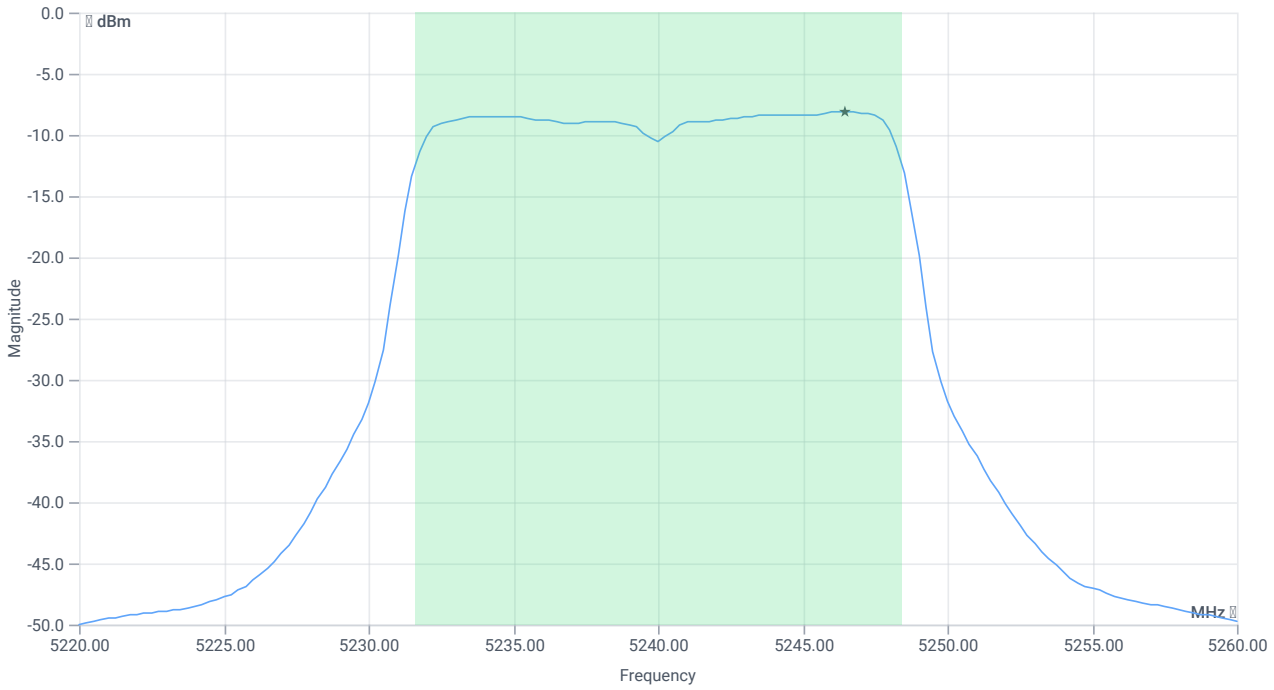

Max OP and PSD

RESULT

DESCRIPTION	LOWER LIMIT	UPPER LIMIT	MEASURED	UNIT	VERDICT
Max output power	---	---	3.12	dBm	INFO
Duty cycle correction	---	---	3.27	dB	INFO
Limit absolute					
Max output power DC corrected	---	24	6.39	dBm	na
Limit: 11 dBm + 10 log 16.783					
Max output power DC corrected	---	23.25	6.39	dBm	na

Power spectral density

RESULT

DESCRIPTION	LOWER LIMIT	UPPER LIMIT	MEASURED	UNIT	VERDICT
Power spectral density	---	---	-8.1	dBm/1MHz	INFO
Duty cycle correction	---	---	3.27	dB	INFO
Power spectral density DC corrected	---	11	-4.83	dBm/1MHz	PASS

Verdict
PASS

FCC 15.407 # Max output power and psd ~ WLAN5Gx n-HT20 mode U-NII-1

References

TC start	26.01.2024 16:33:16
Ambit temp [°C] | humidity [rel%]	26.8 | 36
System version	5.0.1.0
Standard | Version	FCC 15.407 | NI
Method	KDB789033 D02, F., E.2.e.
Description	FCC 15.407 Max Output Power & PSD - WLAN5Gx n-HT20 mode U-NII-1
Information	

EUT Common Settings WLAN5Gx

Number of antenna ports	1
User Interaction	No
Device class UNII_1	Client
Limit W52 japan	Standard

Equipment

Signal analyzer,Rohde&Schwarz,FSV-30,1321.3008K30/103170,3.60
Signaling unit,Rohde&Schwarz,CMW,1201.0002k75/102550,4.0.190
Switch matrix,cetecom advanced GmbH,USM,A001,1.0.0

Test Parameter

Technology to test	WLAN5Gx n-HT20 mode
EUT port	EUT2
Temperature	nom
Voltage	nom
Frequency low to test	False | Freq [MHz] 5180
Frequency mid to test	False | Freq [MHz] 5200
Frequency high to test	True | Freq [MHz] 5240
Auto control enabled power supply | Climatic Box	No | No
Additional path loss [dB]	0.5
Full path type	EUT_SA_GEN_SIG
Full path name	EUT2.SIG1/EUT2.SA/EUT2.GEN1/EUT2.GEN2/
Switch bits	00100010:00010001:00000000:00000001

Test at TX 5240 MHz

RESULT: Reference power cond.

DESCRIPTION	LOWER LIMIT	UPPER LIMIT	MEASURED	UNIT	VERDICT
Ref. power 1MHz/1MHz cond.	---	---	2.43	dBm	INFO
Ref. frequency	---	---	5245.590	MHz	INFO

Evaluation max. duty cycle

DUTY CYCLE EVALUATION

DESCRIPTION	LOWER LIMIT	UPPER LIMIT	MEASURED	UNIT	VERDICT
Result summary					
Number of detected bursts: 267					
Duty cycle (burst Ratio) max	---	---	0.643	---	INFO
Duty cycle max	---	---	1.918	dB	INFO
Duty cycle (burst Ratio) min	---	---	0.471	---	INFO
Duty cycle min	---	---	3.27	dB	INFO
Max TX burst length	---	---	0.225	ms	INFO
Min gap length	---	---	0.125	ms	INFO
Max gap length	---	---	0.225	ms	INFO

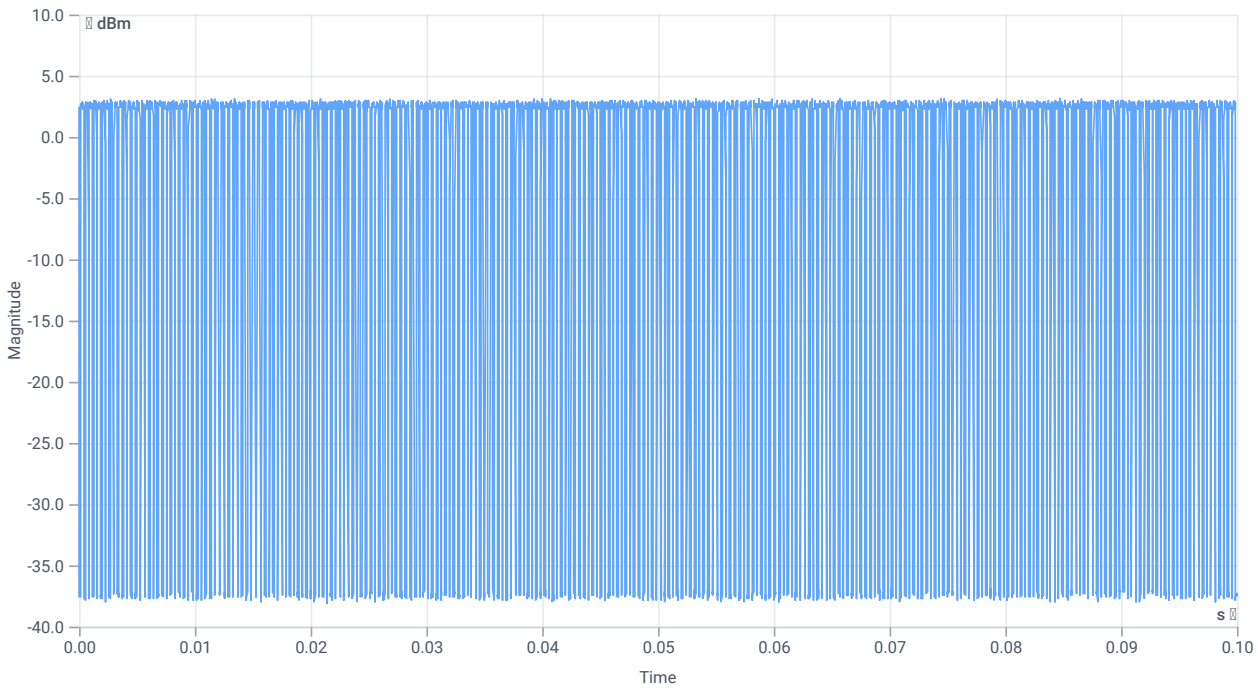

Duty cycle

Evaluation bandwidth

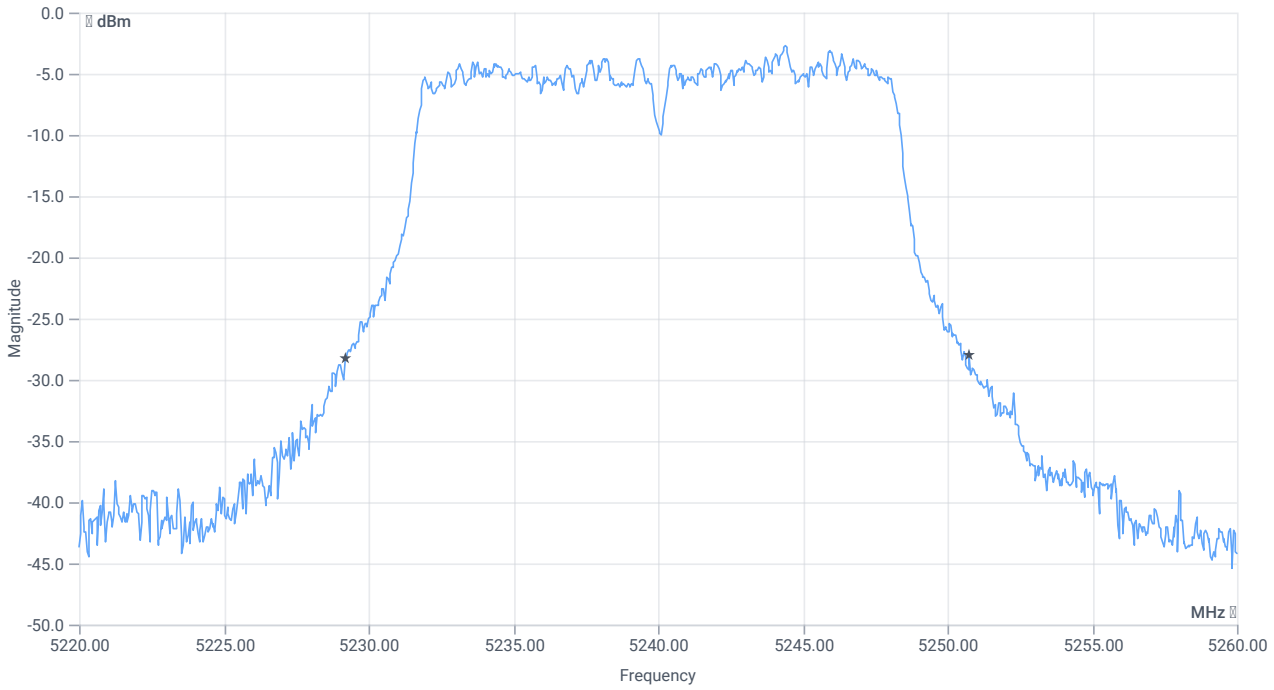

BW 26dB

RESULT

DESCRIPTION	LOWER LIMIT	UPPER LIMIT	MEASURED	UNIT	VERDICT
Bandwidth 26dB	---	---	21.56	MHz	INFO
T1 26dB	---	---	5229.2000	MHz	INFO
T2 26dB	---	---	5250.7600	MHz	INFO

Maximum Output Power

READ SA SETTINGS:

RefLevel [dBm] | RefLevelOffset [dB] | InpAtt [dB]	14.43 | 9.93 | 20
Start [MHz] | Stop [MHz]	5220.000 | 5260.000
RBW [MHz] | VBW [MHz]	1.000000 | 3.000000
Detector | TraceMode	RMS | MAXH
Sweep: time [ms] | count | points per Section | type	53700 | 1 | 161 | SWE

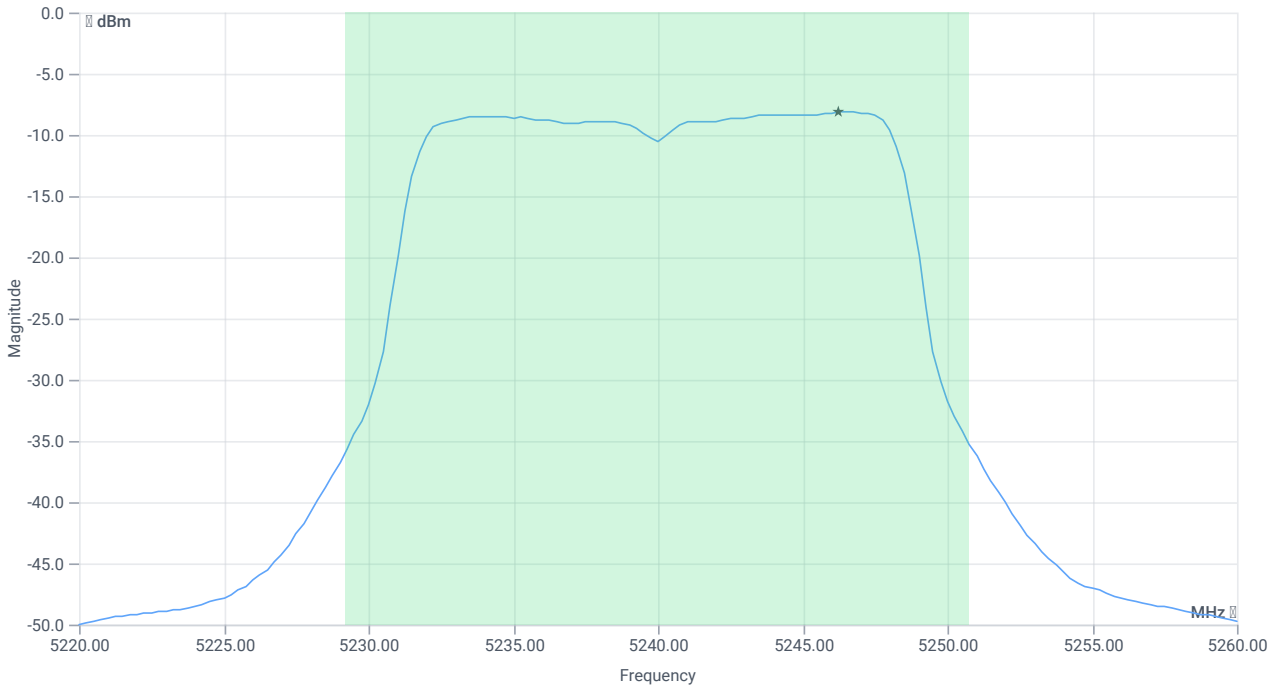

Max OP and PSD

RESULT

DESCRIPTION	LOWER LIMIT	UPPER LIMIT	MEASURED	UNIT	VERDICT
Max output power	---	---	3.19	dBm	INFO
Duty cycle correction	---	---	3.27	dB	INFO
Limit absolute					
Max output power DC corrected	---	24	6.46	dBm	PASS
Limit: 11 dBm + 10 log 21.56					
Max output power DC corrected	---	24.34	6.46	dBm	na

Power spectral density

RESULT

DESCRIPTION	LOWER LIMIT	UPPER LIMIT	MEASURED	UNIT	VERDICT
Power spectral density	---	---	-8.1	dBm/1MHz	INFO
Duty cycle correction	---	---	3.27	dB	INFO
Power spectral density DC corrected	---	11	-4.83	dBm/1MHz	PASS

Verdict
PASS

ISED RSS247 # Max output power and psd ~ WLAN5Gx n-HT20 mode U-NII-1

References

TC start	26.01.2024 16:30:47
Ambit temp [°C] | humidity [rel%]	26.8 | 36
System version	5.0.1.0
Standard | Version	ISED RSS247 | NI
Method	
Description	ISED Max Output Power & PSD - WLAN5Gx n-HT20 mode U-NII-1
Information	

EUT Common Settings WLAN5Gx

Number of antenna ports	1
User Interaction	No
Device class UNII_1	Client
Limit W52 japan	Standard

Equipment

Signal analyzer,Rohde&Schwarz,FSV-30,1321.3008K30/103170,3.60
Signaling unit,Rohde&Schwarz,CMW,1201.0002k75/102550,4.0.190
Switch matrix,cetecom advanced GmbH,USM,A001,1.0.0

Test Parameter

Technology to test	WLAN5Gx n-HT20 mode
EUT port	EUT1
Temperature	nom
Voltage	nom
Frequency low to test	False | Freq [MHz] 5180
Frequency mid to test	False | Freq [MHz] 5200
Frequency high to test	True | Freq [MHz] 5240
Auto control enabled power supply | Climatic Box	No | No
Additional path loss [dB]	0.5
Full path type	EUT_SA_GEN_SIG
Full path name	EUT1.SIG1/EUT1.SA/EUT1.GEN1/EUT1.GEN2/
Switch bits	00010001:00010001:00000000:00000001

Test at TX 5240 MHz

RESULT: Reference power cond.

DESCRIPTION	LOWER LIMIT	UPPER LIMIT	MEASURED	UNIT	VERDICT
Ref. power 1MHz/1MHz cond.	---	---	2.57	dBm	INFO
Ref. frequency	---	---	5245.000	MHz	INFO

Evaluation max. duty cycle

DUTY CYCLE EVALUATION

DESCRIPTION	LOWER LIMIT	UPPER LIMIT	MEASURED	UNIT	VERDICT
Result summary					
Number of detected bursts: 264					
Duty cycle (burst Ratio) max	---	---	0.643	---	INFO
Duty cycle max	---	---	1.918	dB	INFO
Duty cycle (burst Ratio) min	---	---	0.471	---	INFO
Duty cycle min	---	---	3.27	dB	INFO
Max TX burst length	---	---	0.225	ms	INFO
Min gap length	---	---	0.125	ms	INFO
Max gap length	---	---	0.225	ms	INFO

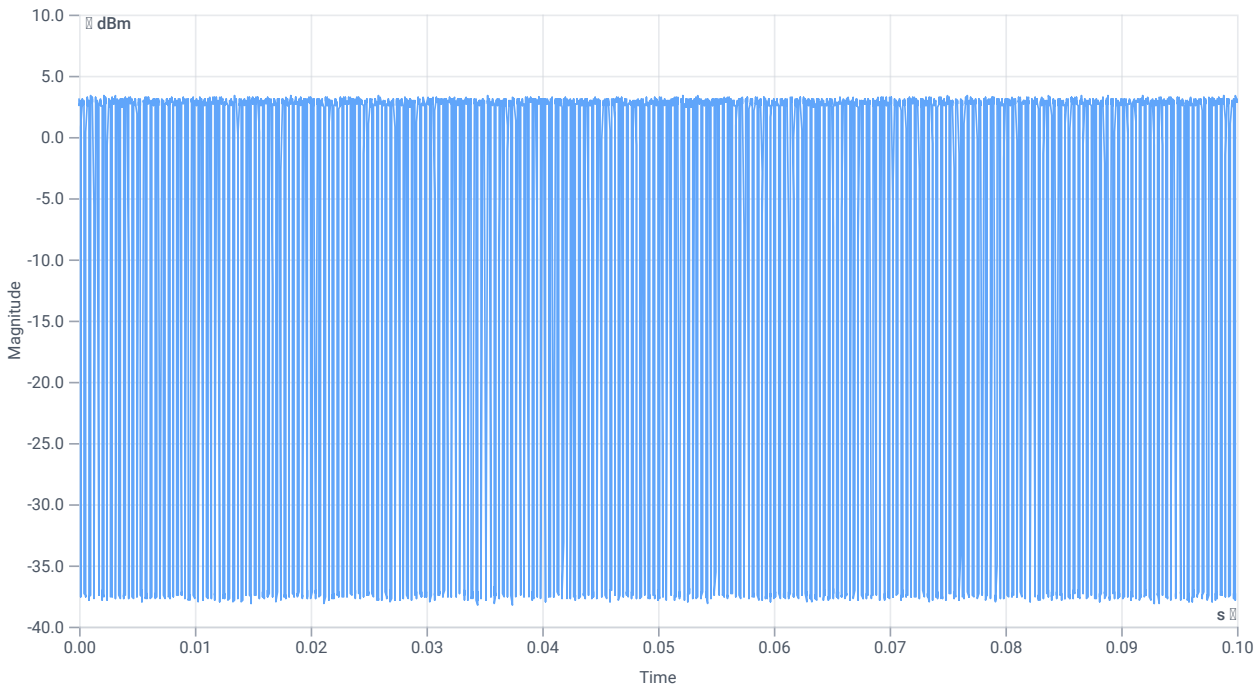

Duty cycle

Evaluation bandwidth

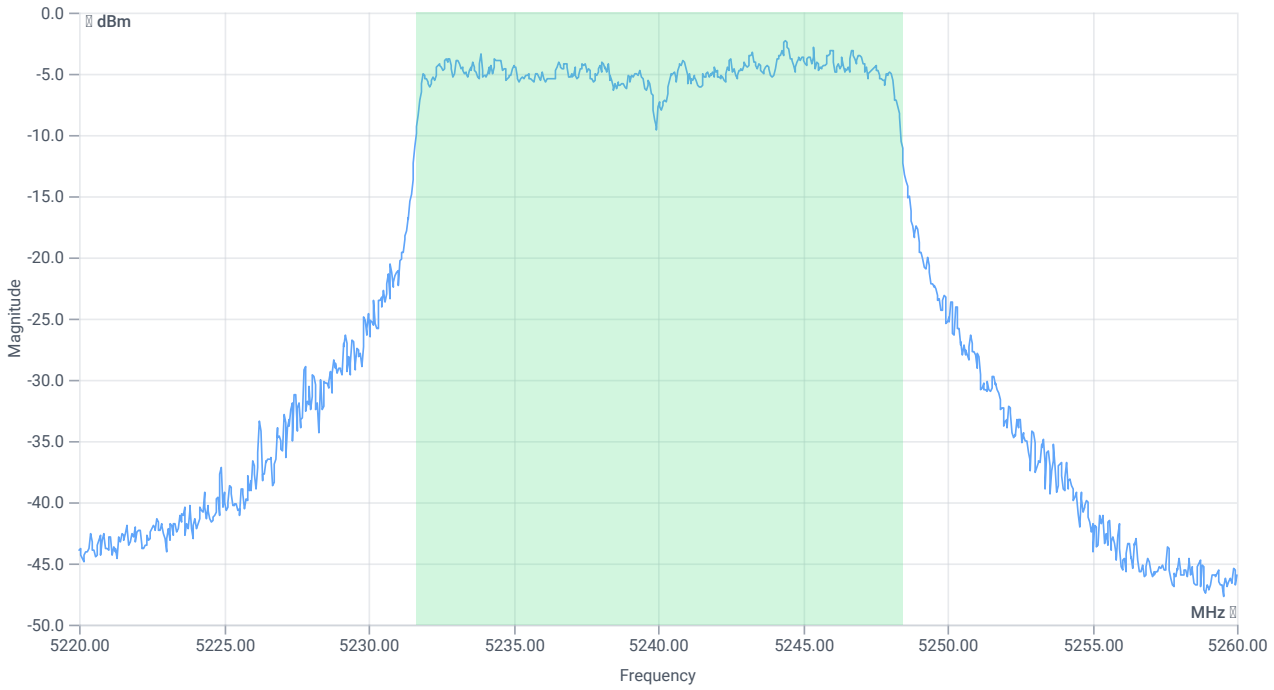

BW 99PCT

RESULT

DESCRIPTION	LOWER LIMIT	UPPER LIMIT	MEASURED	UNIT	VERDICT
Bandwidth 99%	---	---	16.783	MHz	INFO
T1 99%	---	---	5231.6484	MHz	INFO
T2 99%	---	---	5248.4316	MHz	INFO

Maximum Output Power

READ SA SETTINGS:

RefLevel [dBm] | RefLevelOffset [dB] | InpAtt [dB]	14.57 | 9.92 | 20
Start [MHz] | Stop [MHz]	5220.000 | 5260.000
RBW [MHz] | VBW [MHz]	1.000000 | 3.000000
Detector | TraceMode	RMS | MAXH
Sweep: time [ms] | count | points per Section | type	53700 | 1 | 161 | SWE

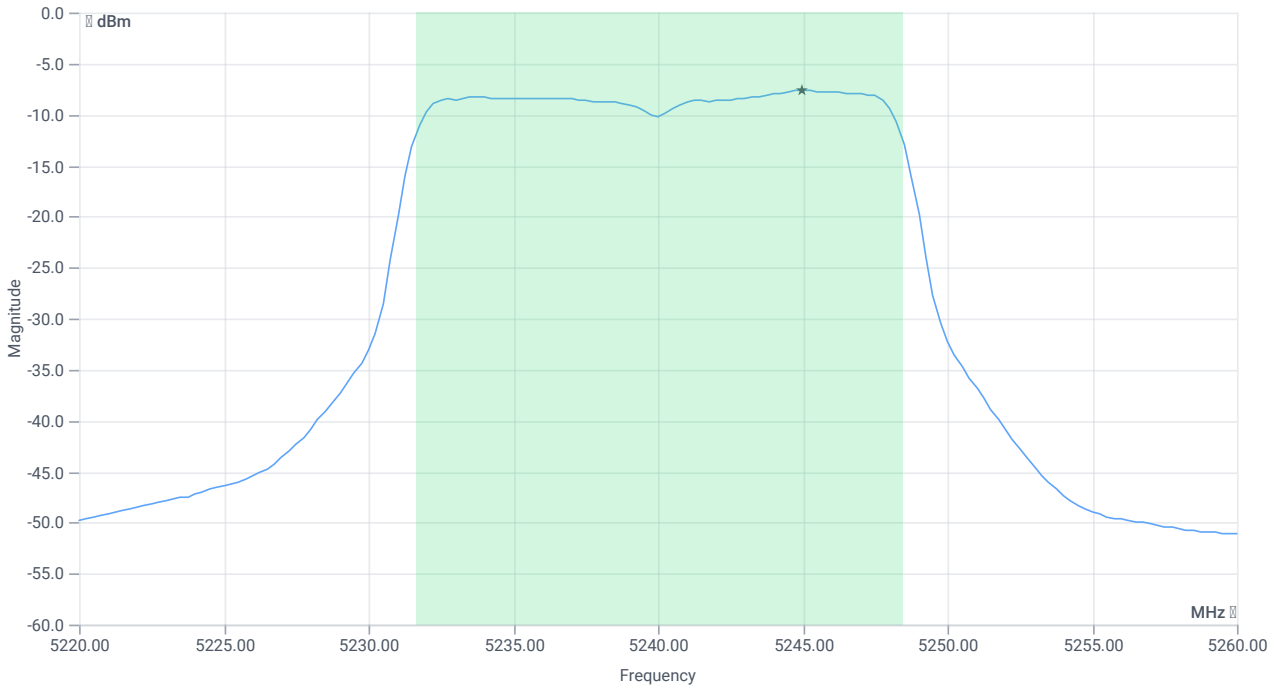

Max OP and PSD

RESULT

DESCRIPTION	LOWER LIMIT	UPPER LIMIT	MEASURED	UNIT	VERDICT
Max output power	---	---	3.4	dBm	INFO
Duty cycle correction	---	---	3.27	dB	INFO
Limit absolute					
Max output power DC corrected	---	24	6.67	dBm	na
Limit: 11 dBm + 10 log 16.783					
Max output power DC corrected	---	23.25	6.67	dBm	na

Power spectral density

RESULT

DESCRIPTION	LOWER LIMIT	UPPER LIMIT	MEASURED	UNIT	VERDICT
Power spectral density	---	---	-7.63	dBm/1MHz	INFO
Duty cycle correction	---	---	3.27	dB	INFO
Power spectral density DC corrected	---	11	-4.36	dBm/1MHz	PASS

Verdict
PASS

FCC 15.407 # Max output power and psd ~ WLAN5Gx n-HT20 mode U-NII-1

References

TC start	26.01.2024 16:29:19
Ambit temp [°C] | humidity [rel%]	26.8 | 36
System version	5.0.1.0
Standard | Version	FCC 15.407 | NI
Method	KDB789033 D02, F., E.2.e.
Description	FCC 15.407 Max Output Power & PSD - WLAN5Gx n-HT20 mode U-NII-1
Information	

EUT Common Settings WLAN5Gx

Number of antenna ports	1
User Interaction	No
Device class UNII_1	Client
Limit W52 japan	Standard

Equipment

Signal analyzer,Rohde&Schwarz,FSV-30,1321.3008K30/103170,3.60
Signaling unit,Rohde&Schwarz,CMW,1201.0002k75/102550,4.0.190
Switch matrix,cetecom advanced GmbH,USM,A001,1.0.0

Test Parameter

Technology to test	WLAN5Gx n-HT20 mode
EUT port	EUT1
Temperature	nom
Voltage	nom
Frequency low to test	False | Freq [MHz] 5180
Frequency mid to test	False | Freq [MHz] 5200
Frequency high to test	True | Freq [MHz] 5240
Auto control enabled power supply | Climatic Box	No | No
Additional path loss [dB]	0.5
Full path type	EUT_SA_GEN_SIG
Full path name	EUT1.SIG1/EUT1.SA/EUT1.GEN1/EUT1.GEN2/
Switch bits	00010001:00010001:00000000:00000001

Test at TX 5240 MHz

RESULT: Reference power cond.

DESCRIPTION	LOWER LIMIT	UPPER LIMIT	MEASURED	UNIT	VERDICT
Ref. power 1MHz/1MHz cond.	---	---	1.89	dBm	INFO
Ref. frequency	---	---	5234.410	MHz	INFO

Evaluation max. duty cycle

DUTY CYCLE EVALUATION

DESCRIPTION	LOWER LIMIT	UPPER LIMIT	MEASURED	UNIT	VERDICT
Result summary					
Number of detected bursts: 267					
Duty cycle (burst Ratio) max	---	---	0.643	---	INFO
Duty cycle max	---	---	1.918	dB	INFO
Duty cycle (burst Ratio) min	---	---	0.471	---	INFO
Duty cycle min	---	---	3.27	dB	INFO
Max TX burst length	---	---	0.225	ms	INFO
Min gap length	---	---	0.125	ms	INFO
Max gap length	---	---	0.225	ms	INFO

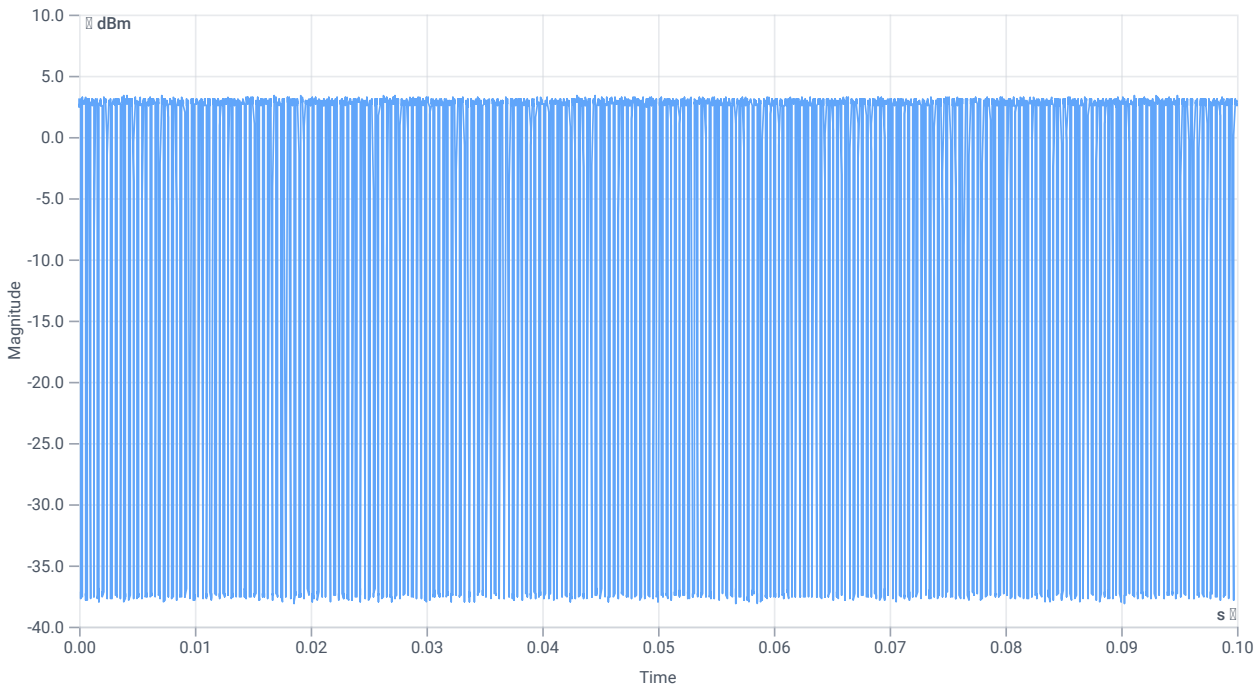

Duty cycle

Evaluation bandwidth

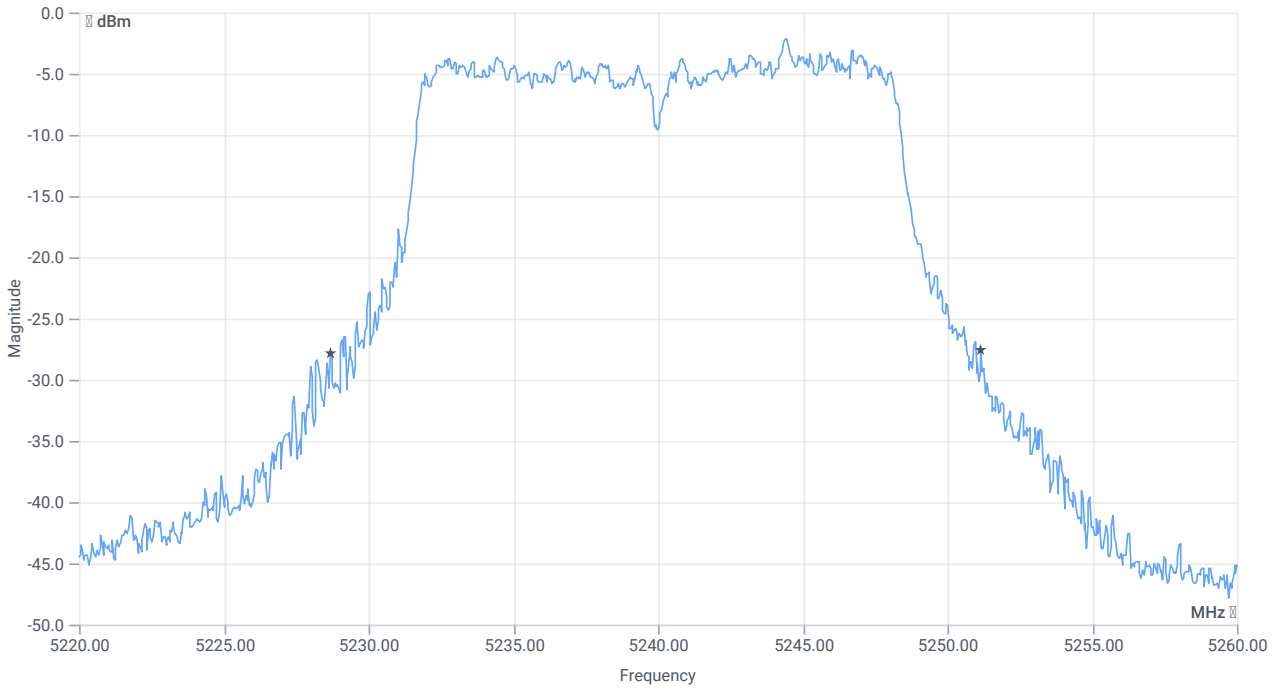

BW 26dB

RESULT

DESCRIPTION	LOWER LIMIT	UPPER LIMIT	MEASURED	UNIT	VERDICT
Bandwidth 26dB	---	---	22.48	MHz	INFO
T1 26dB	---	---	5228.6800	MHz	INFO
T2 26dB	---	---	5251.1600	MHz	INFO

Maximum Output Power

READ SA SETTINGS:

RefLevel [dBm] | RefLevelOffset [dB] | InpAtt [dB]	13.89 | 9.92 | 20
Start [MHz] | Stop [MHz]	5220.000 | 5260.000
RBW [MHz] | VBW [MHz]	1.000000 | 3.000000
Detector | TraceMode	RMS | MAXH
Sweep: time [ms] | count | points per Section | type	53700 | 1 | 161 | SWE

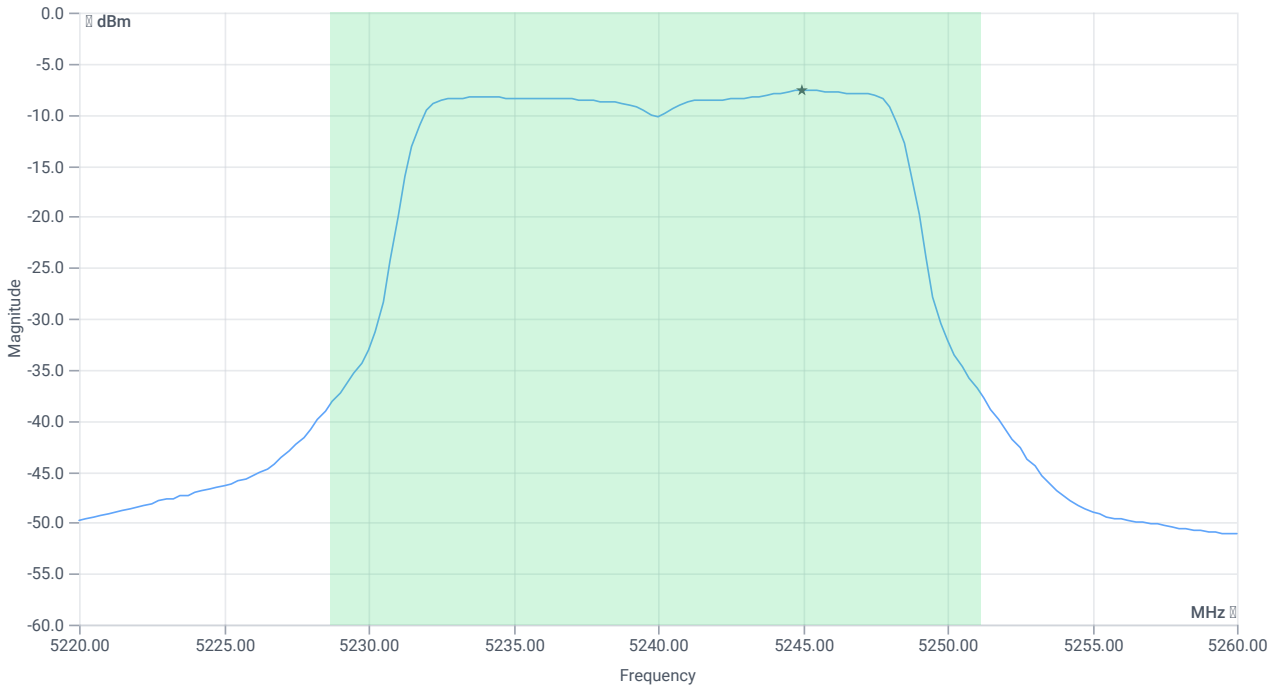

Max OP and PSD

RESULT

DESCRIPTION	LOWER LIMIT	UPPER LIMIT	MEASURED	UNIT	VERDICT
Max output power	---	---	3.51	dBm	INFO
Duty cycle correction	---	---	3.27	dB	INFO
Limit absolute					
Max output power DC corrected	---	24	6.78	dBm	PASS
Limit: 11 dBm + 10 log 22.48					
Max output power DC corrected	---	24.52	6.78	dBm	na

Power spectral density

RESULT

DESCRIPTION	LOWER LIMIT	UPPER LIMIT	MEASURED	UNIT	VERDICT
Power spectral density	---	---	-7.59	dBm/1MHz	INFO
Duty cycle correction	---	---	3.27	dB	INFO
Power spectral density DC corrected	---	11	-4.32	dBm/1MHz	PASS

Verdict
PASS

ISED RSS247 # Max output power and psd ~ WLAN5Gx n-HT20 mode U-NII-1

References

TC start	26.01.2024 16:25:23
Ambit temp [°C] | humidity [rel%]	26.8 | 36
System version	5.0.1.0
Standard | Version	ISED RSS247 | NI
Method	
Description	ISED Max Output Power & PSD - WLAN5Gx n-HT20 mode U-NII-1
Information	

EUT Common Settings WLAN5Gx

Number of antenna ports	1
User Interaction	No
Device class UNII_1	Client
Limit W52 japan	Standard

Equipment

Signal analyzer,Rohde&Schwarz,FSV-30,1321.3008K30/103170,3.60
Signaling unit,Rohde&Schwarz,CMW,1201.0002k75/102550,4.0.190
Switch matrix,cetecom advanced GmbH,USM,A001,1.0.0

Test Parameter

Technology to test	WLAN5Gx n-HT20 mode
EUT port	EUT2
Temperature	nom
Voltage	nom
Frequency low to test	False | Freq [MHz] 5180
Frequency mid to test	True | Freq [MHz] 5200
Frequency high to test	False | Freq [MHz] 5240
Auto control enabled power supply | Climatic Box	No | No
Additional path loss [dB]	0.5
Full path type	EUT_SA_GEN_SIG
Full path name	EUT2.SIG1/EUT2.SA/EUT2.GEN1/EUT2.GEN2/
Switch bits	00100010:00010001:00000000:00000001

Test at TX 5200 MHz

RESULT: Reference power cond.

DESCRIPTION	LOWER LIMIT	UPPER LIMIT	MEASURED	UNIT	VERDICT
Ref. power 1MHz/1MHz cond.	---	---	1.16	dBm	INFO
Ref. frequency	---	---	5192.610	MHz	INFO

Evaluation max. duty cycle

DUTY CYCLE EVALUATION

DESCRIPTION	LOWER LIMIT	UPPER LIMIT	MEASURED	UNIT	VERDICT
Result summary					
Number of detected bursts: 267					
Duty cycle (burst Ratio) max	---	---	0.643	---	INFO
Duty cycle max	---	---	1.918	dB	INFO
Duty cycle (burst Ratio) min	---	---	0.471	---	INFO
Duty cycle min	---	---	3.27	dB	INFO
Max TX burst length	---	---	0.225	ms	INFO
Min gap length	---	---	0.125	ms	INFO
Max gap length	---	---	0.225	ms	INFO

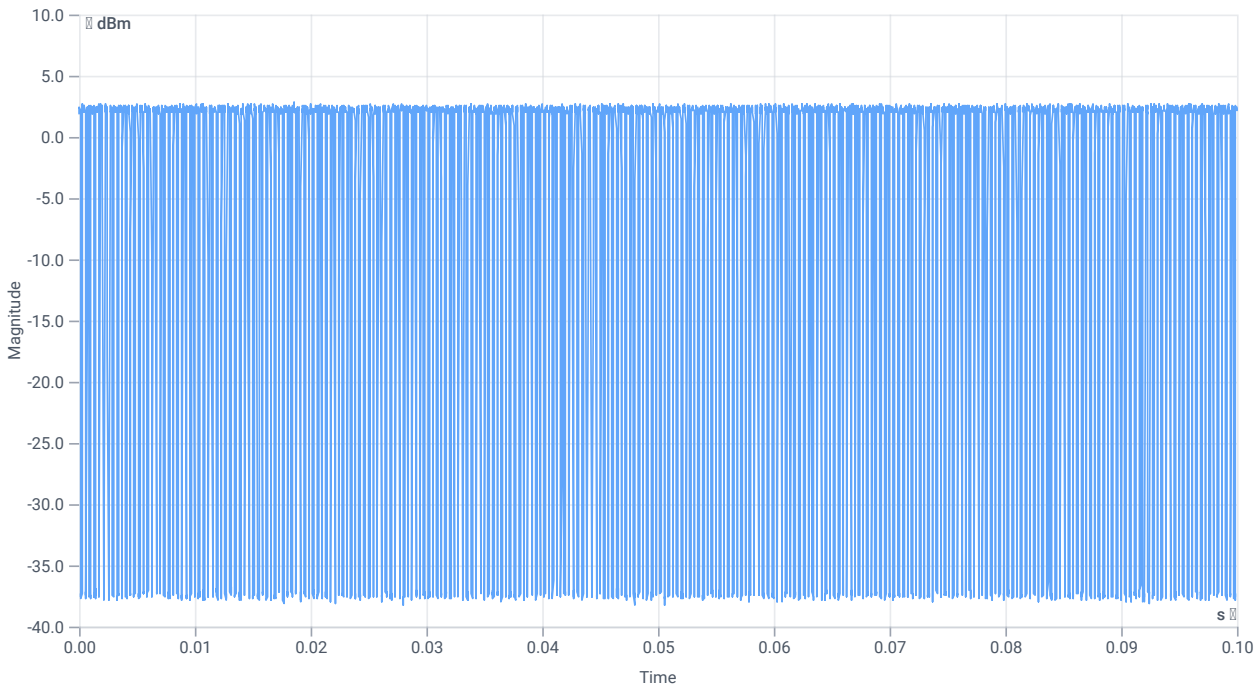

Duty cycle

Evaluation bandwidth

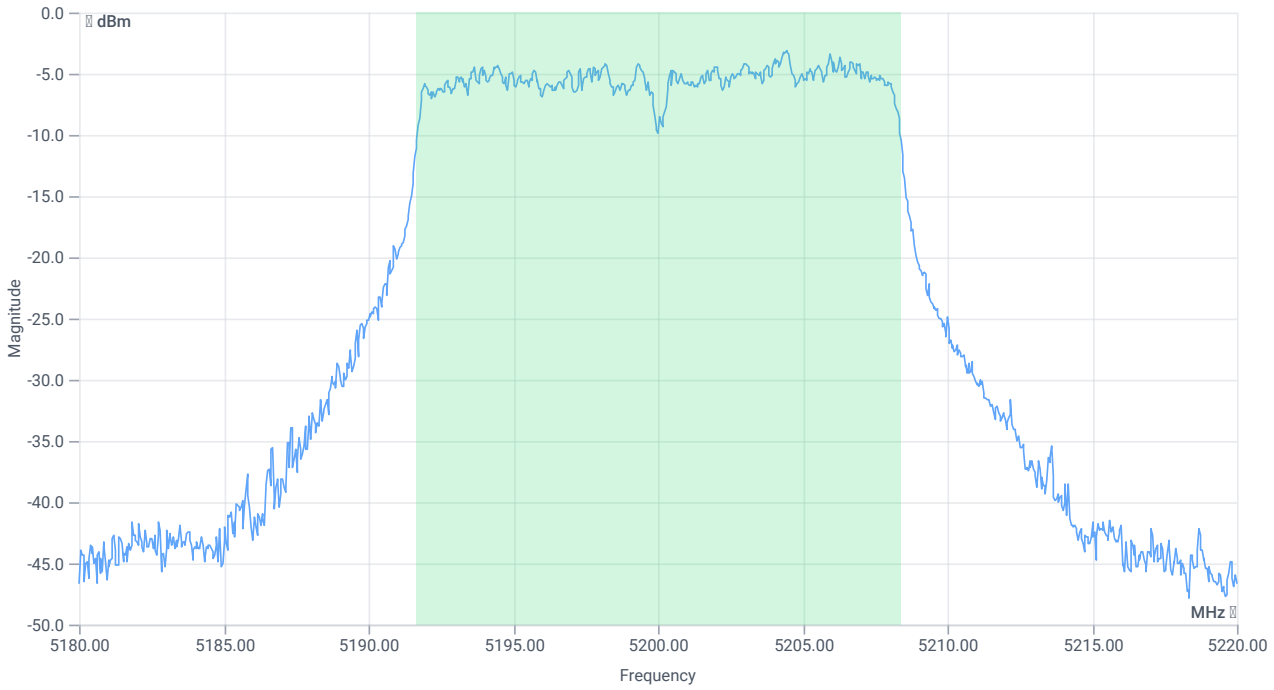

BW 99PCT

RESULT

DESCRIPTION	LOWER LIMIT	UPPER LIMIT	MEASURED	UNIT	VERDICT
Bandwidth 99%	---	---	16.743	MHz	INFO
T1 99%	---	---	5191.6484	MHz	INFO
T2 99%	---	---	5208.3916	MHz	INFO

Maximum Output Power

READ SA SETTINGS:

RefLevel [dBm] | RefLevelOffset [dB] | InpAtt [dB]	13.16 | 10.08 | 20
Start [MHz] | Stop [MHz]	5180.000 | 5220.000
RBW [MHz] | VBW [MHz]	1.000000 | 3.000000
Detector | TraceMode	RMS | MAXH
Sweep: time [ms] | count | points per Section | type	53700 | 1 | 161 | SWE

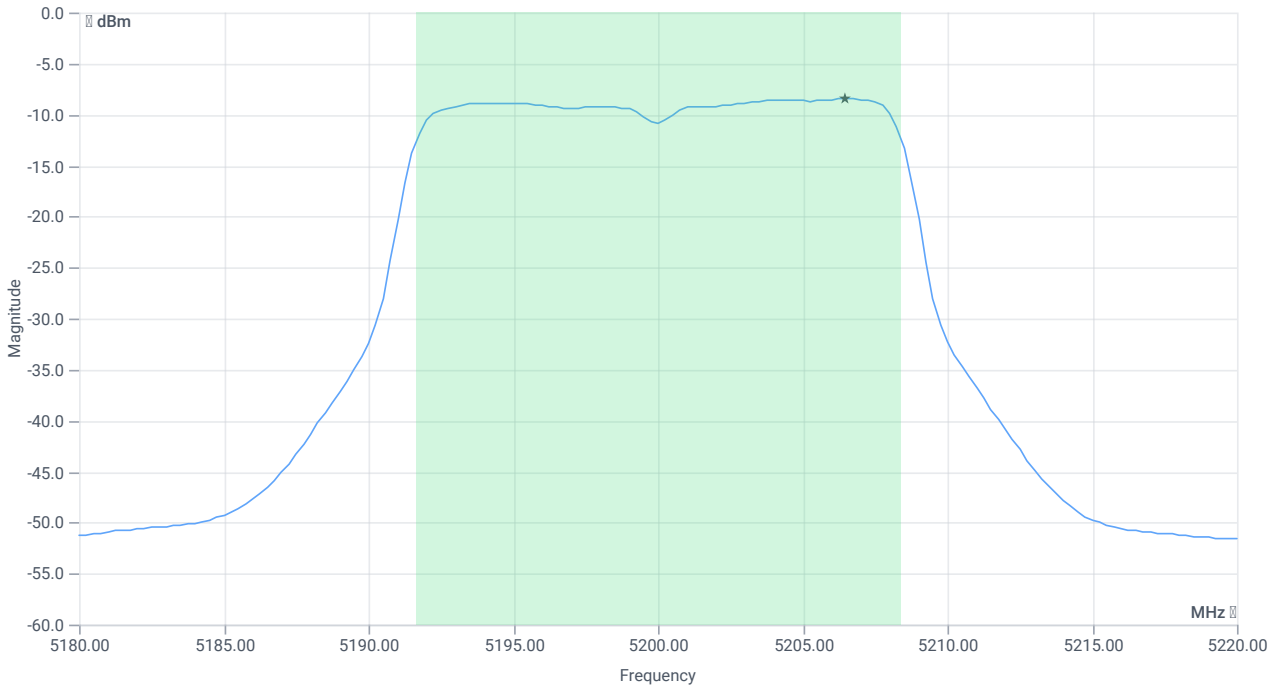

Max OP and PSD

RESULT

DESCRIPTION	LOWER LIMIT	UPPER LIMIT	MEASURED	UNIT	VERDICT
Max output power	---	---	2.76	dBm	INFO
Duty cycle correction	---	---	3.27	dB	INFO
Limit absolute					
Max output power DC corrected	---	24	6.03	dBm	na
Limit: 11 dBm + 10 log 16.743					
Max output power DC corrected	---	23.24	6.03	dBm	na

Power spectral density

RESULT

DESCRIPTION	LOWER LIMIT	UPPER LIMIT	MEASURED	UNIT	VERDICT
Power spectral density	---	---	-8.42	dBm/1MHz	INFO
Duty cycle correction	---	---	3.27	dB	INFO
Power spectral density DC corrected	---	11	-5.15	dBm/1MHz	PASS

Verdict
PASS

FCC 15.407 # Max output power and psd ~ WLAN5Gx n-HT20 mode U-NII-1

References

TC start	26.01.2024 16:23:52
Ambit temp [°C] | humidity [rel%]	26.8 | 36
System version	5.0.1.0
Standard | Version	FCC 15.407 | NI
Method	KDB789033 D02, F., E.2.e.
Description	FCC 15.407 Max Output Power & PSD - WLAN5Gx n-HT20 mode U-NII-1
Information	

EUT Common Settings WLAN5Gx

Number of antenna ports	1
User Interaction	No
Device class UNII_1	Client
Limit W52 japan	Standard

Equipment

Signal analyzer,Rohde&Schwarz,FSV-30,1321.3008K30/103170,3.60
Signaling unit,Rohde&Schwarz,CMW,1201.0002k75/102550,4.0.190
Switch matrix,cetecom advanced GmbH,USM,A001,1.0.0

Test Parameter

Technology to test	WLAN5Gx n-HT20 mode
EUT port	EUT2
Temperature	nom
Voltage	nom
Frequency low to test	False | Freq [MHz] 5180
Frequency mid to test	True | Freq [MHz] 5200
Frequency high to test	False | Freq [MHz] 5240
Auto control enabled power supply | Climatic Box	No | No
Additional path loss [dB]	0.5
Full path type	EUT_SA_GEN_SIG
Full path name	EUT2.SIG1/EUT2.SA/EUT2.GEN1/EUT2.GEN2/
Switch bits	00100010:00010001:00000000:00000001

Test at TX 5200 MHz

RESULT: Reference power cond.

DESCRIPTION	LOWER LIMIT	UPPER LIMIT	MEASURED	UNIT	VERDICT
Ref. power 1MHz/1MHz cond.	---	---	1.36	dBm	INFO
Ref. frequency	---	---	5196.800	MHz	INFO

Evaluation max. duty cycle

DUTY CYCLE EVALUATION

DESCRIPTION	LOWER LIMIT	UPPER LIMIT	MEASURED	UNIT	VERDICT
Result summary					
Number of detected bursts: 265					
Duty cycle (burst Ratio) max	---	---	0.643	---	INFO
Duty cycle max	---	---	1.918	dB	INFO
Duty cycle (burst Ratio) min	---	---	0.471	---	INFO
Duty cycle min	---	---	3.27	dB	INFO
Max TX burst length	---	---	0.225	ms	INFO
Min gap length	---	---	0.125	ms	INFO
Max gap length	---	---	0.225	ms	INFO

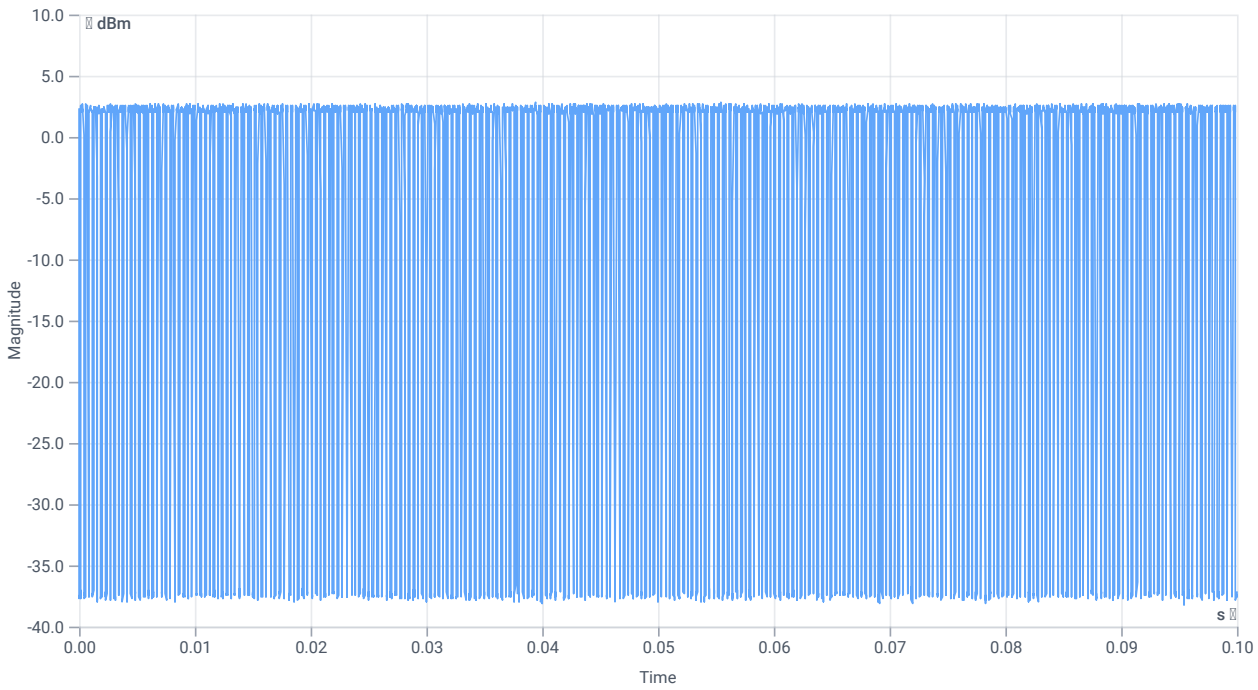

Duty cycle

Evaluation bandwidth

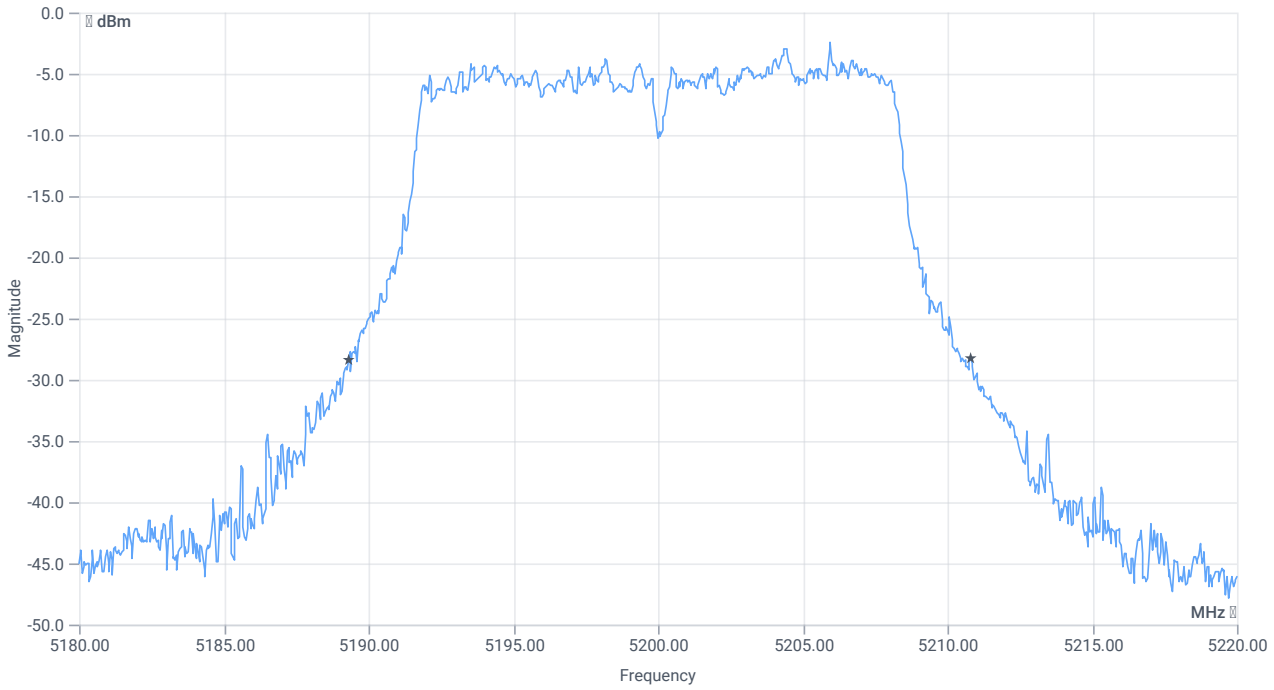

BW 26dB

RESULT

DESCRIPTION	LOWER LIMIT	UPPER LIMIT	MEASURED	UNIT	VERDICT
Bandwidth 26dB	---	---	21.48	MHz	INFO
T1 26dB	---	---	5189.3200	MHz	INFO
T2 26dB	---	---	5210.8000	MHz	INFO

Maximum Output Power

READ SA SETTINGS:

RefLevel [dBm] | RefLevelOffset [dB] | InpAtt [dB]	13.36 | 10.08 | 20
Start [MHz] | Stop [MHz]	5180.000 | 5220.000
RBW [MHz] | VBW [MHz]	1.000000 | 3.000000
Detector | TraceMode	RMS | MAXH
Sweep: time [ms] | count | points per Section | type	53700 | 1 | 161 | SWE

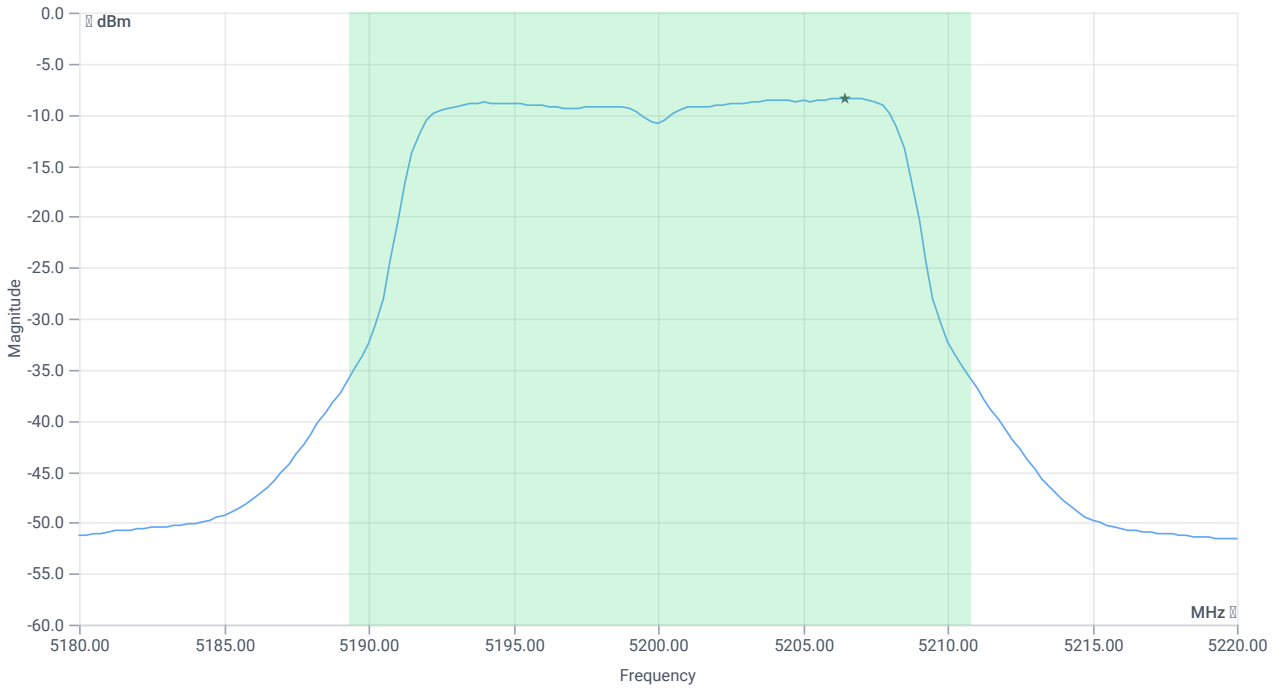

Max OP and PSD

RESULT

DESCRIPTION	LOWER LIMIT	UPPER LIMIT	MEASURED	UNIT	VERDICT
Max output power	---	---	2.85	dBm	INFO
Duty cycle correction	---	---	3.27	dB	INFO
Limit absolute					
Max output power DC corrected	---	24	6.12	dBm	PASS
Limit: 11 dBm + 10 log 21.48					
Max output power DC corrected	---	24.32	6.12	dBm	na

Power spectral density

RESULT

DESCRIPTION	LOWER LIMIT	UPPER LIMIT	MEASURED	UNIT	VERDICT
Power spectral density	---	---	-8.4	dBm/1MHz	INFO
Duty cycle correction	---	---	3.27	dB	INFO
Power spectral density DC corrected	---	11	-5.13	dBm/1MHz	PASS

Verdict
PASS

ISED RSS247 # Max output power and psd ~ WLAN5Gx n-HT20 mode U-NII-1

References

TC start	26.01.2024 16:21:16
Ambit temp [°C] | humidity [rel%]	26.7 | 35
System version	5.0.1.0
Standard | Version	ISED RSS247 | NI
Method	
Description	ISED Max Output Power & PSD - WLAN5Gx n-HT20 mode U-NII-1
Information	

EUT Common Settings WLAN5Gx

Number of antenna ports	1
User Interaction	No
Device class UNII_1	Client
Limit W52 japan	Standard

Equipment

Signal analyzer,Rohde&Schwarz,FSV-30,1321.3008K30/103170,3.60
Signaling unit,Rohde&Schwarz,CMW,1201.0002k75/102550,4.0.190
Switch matrix,cetecom advanced GmbH,USM,A001,1.0.0

Test Parameter

Technology to test	WLAN5Gx n-HT20 mode
EUT port	EUT1
Temperature	nom
Voltage	nom
Frequency low to test	False | Freq [MHz] 5180
Frequency mid to test	True | Freq [MHz] 5200
Frequency high to test	False | Freq [MHz] 5240
Auto control enabled power supply | Climatic Box	No | No
Additional path loss [dB]	0.5
Full path type	EUT_SA_GEN_SIG
Full path name	EUT1.SIG1/EUT1.SA/EUT1.GEN1/EUT1.GEN2/
Switch bits	00010001:00010001:00000000:00000001

Test at TX 5200 MHz

RESULT: Reference power cond.

DESCRIPTION	LOWER LIMIT	UPPER LIMIT	MEASURED	UNIT	VERDICT
Ref. power 1MHz/1MHz cond.	---	---	2.18	dBm	INFO
Ref. frequency	---	---	5204.400	MHz	INFO

Evaluation max. duty cycle

DUTY CYCLE EVALUATION

DESCRIPTION	LOWER LIMIT	UPPER LIMIT	MEASURED	UNIT	VERDICT
Result summary					
Number of detected bursts: 268					
Duty cycle (burst Ratio) max	---	---	0.643	---	INFO
Duty cycle max	---	---	1.918	dB	INFO
Duty cycle (burst Ratio) min	---	---	0.471	---	INFO
Duty cycle min	---	---	3.27	dB	INFO
Max TX burst length	---	---	0.225	ms	INFO
Min gap length	---	---	0.125	ms	INFO
Max gap length	---	---	0.225	ms	INFO

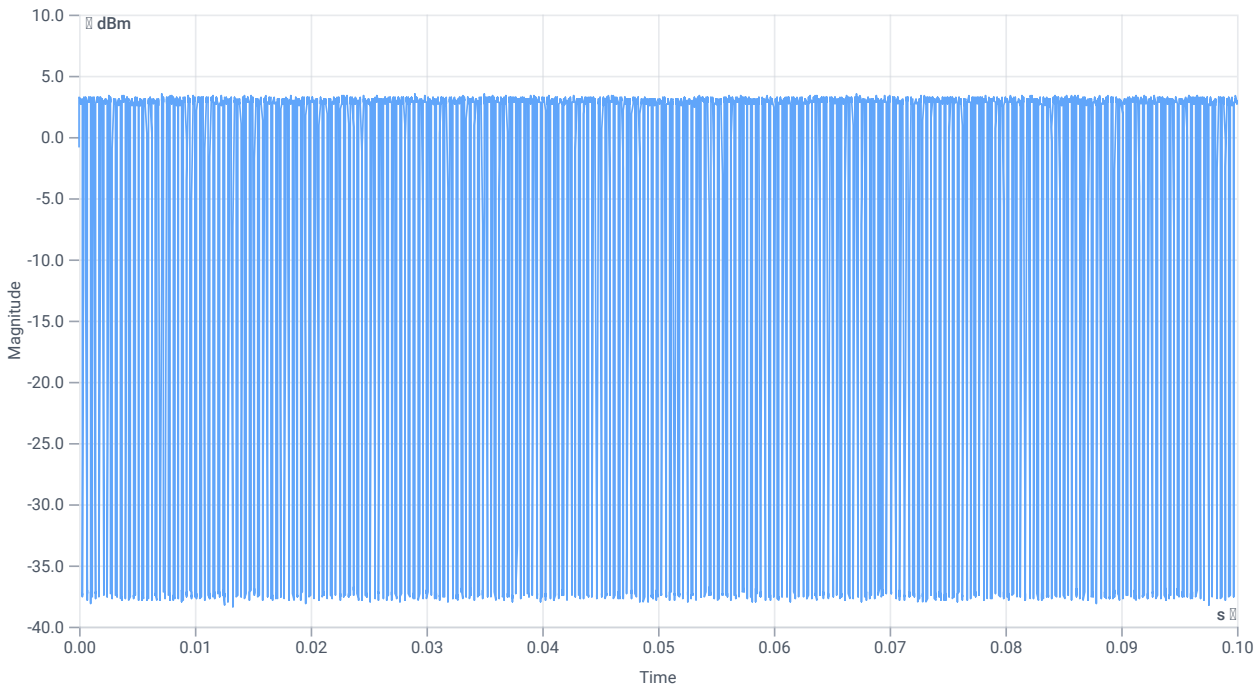

Duty cycle

Evaluation bandwidth

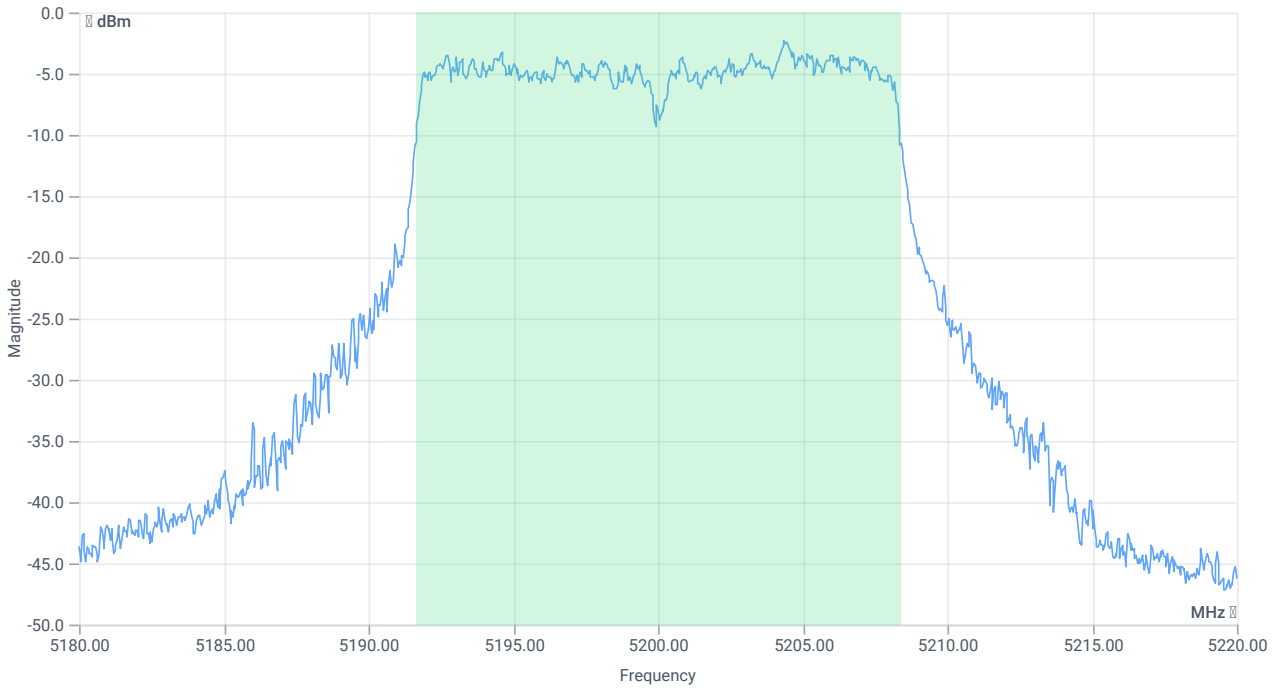

BW 99PCT

RESULT

DESCRIPTION	LOWER LIMIT	UPPER LIMIT	MEASURED	UNIT	VERDICT
Bandwidth 99%	---	---	16.743	MHz	INFO
T1 99%	---	---	5191.6484	MHz	INFO
T2 99%	---	---	5208.3916	MHz	INFO

Maximum Output Power

READ SA SETTINGS:

RefLevel [dBm] | RefLevelOffset [dB] | InpAtt [dB]	14.18 | 10.05 | 20
Start [MHz] | Stop [MHz]	5180.000 | 5220.000
RBW [MHz] | VBW [MHz]	1.000000 | 3.000000
Detector | TraceMode	RMS | MAXH
Sweep: time [ms] | count | points per Section | type	53700 | 1 | 161 | SWE

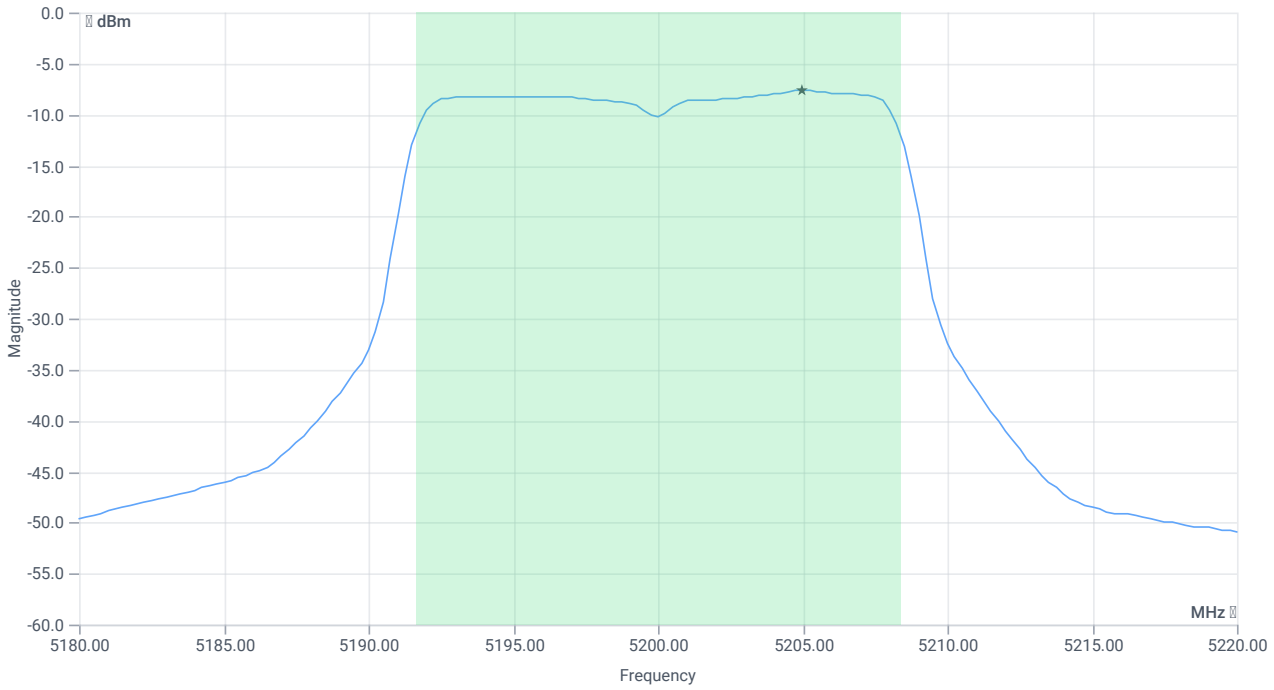

Max OP and PSD

RESULT

DESCRIPTION	LOWER LIMIT	UPPER LIMIT	MEASURED	UNIT	VERDICT
Max output power	---	---	3.48	dBm	INFO
Duty cycle correction	---	---	3.27	dB	INFO
Limit absolute					
Max output power DC corrected	---	24	6.75	dBm	na
Limit: 11 dBm + 10 log 16.743					
Max output power DC corrected	---	23.24	6.75	dBm	na

Power spectral density

RESULT

DESCRIPTION	LOWER LIMIT	UPPER LIMIT	MEASURED	UNIT	VERDICT
Power spectral density	---	---	-7.61	dBm/1MHz	INFO
Duty cycle correction	---	---	3.27	dB	INFO
Power spectral density DC corrected	---	11	-4.34	dBm/1MHz	PASS

Verdict
PASS

FCC 15.407 # Max output power and psd ~ WLAN5Gx n-HT20 mode U-NII-1

References

TC start	26.01.2024 16:19:45
Ambit temp [°C] | humidity [rel%]	26.7 | 35
System version	5.0.1.0
Standard | Version	FCC 15.407 | NI
Method	KDB789033 D02, F., E.2.e.
Description	FCC 15.407 Max Output Power & PSD - WLAN5Gx n-HT20 mode U-NII-1
Information	

EUT Common Settings WLAN5Gx

Number of antenna ports	1
User Interaction	No
Device class UNII_1	Client
Limit W52 japan	Standard

Equipment

Signal analyzer,Rohde&Schwarz,FSV-30,1321.3008K30/103170,3.60
Signaling unit,Rohde&Schwarz,CMW,1201.0002k75/102550,4.0.190
Switch matrix,cetecom advanced GmbH,USM,A001,1.0.0

Test Parameter

Technology to test	WLAN5Gx n-HT20 mode
EUT port	EUT1
Temperature	nom
Voltage	nom
Frequency low to test	False | Freq [MHz] 5180
Frequency mid to test	True | Freq [MHz] 5200
Frequency high to test	False | Freq [MHz] 5240
Auto control enabled power supply | Climatic Box	No | No
Additional path loss [dB]	0.5
Full path type	EUT_SA_GEN_SIG
Full path name	EUT1.SIG1/EUT1.SA/EUT1.GEN1/EUT1.GEN2/
Switch bits	00010001:00010001:00000000:00000001

Test at TX 5200 MHz

RESULT: Reference power cond.

DESCRIPTION	LOWER LIMIT	UPPER LIMIT	MEASURED	UNIT	VERDICT
Ref. power 1MHz/1MHz cond.	---	---	2.34	dBm	INFO
Ref. frequency	---	---	5196.200	MHz	INFO

Evaluation max. duty cycle

DUTY CYCLE EVALUATION

DESCRIPTION	LOWER LIMIT	UPPER LIMIT	MEASURED	UNIT	VERDICT
Result summary					
Number of detected bursts: 267					
Duty cycle (burst Ratio) max	---	---	0.643	---	INFO
Duty cycle max	---	---	1.918	dB	INFO
Duty cycle (burst Ratio) min	---	---	0.471	---	INFO
Duty cycle min	---	---	3.27	dB	INFO
Max TX burst length	---	---	0.225	ms	INFO
Min gap length	---	---	0.125	ms	INFO
Max gap length	---	---	0.225	ms	INFO

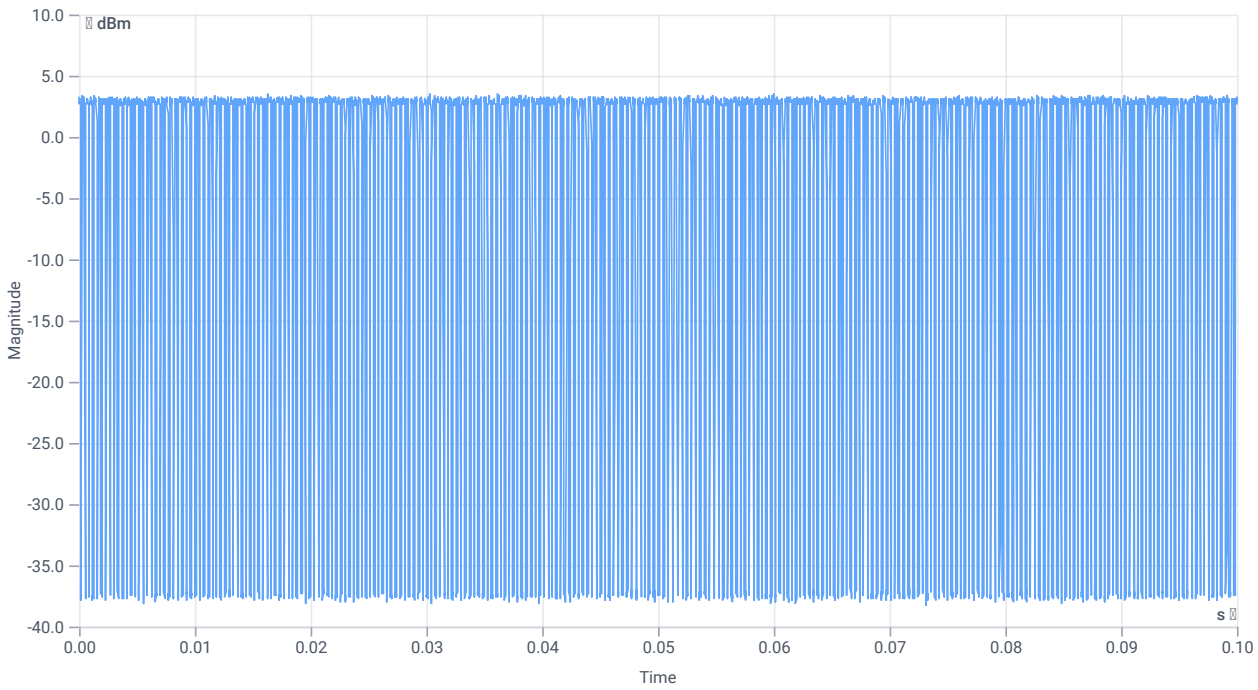

Duty cycle

Evaluation bandwidth

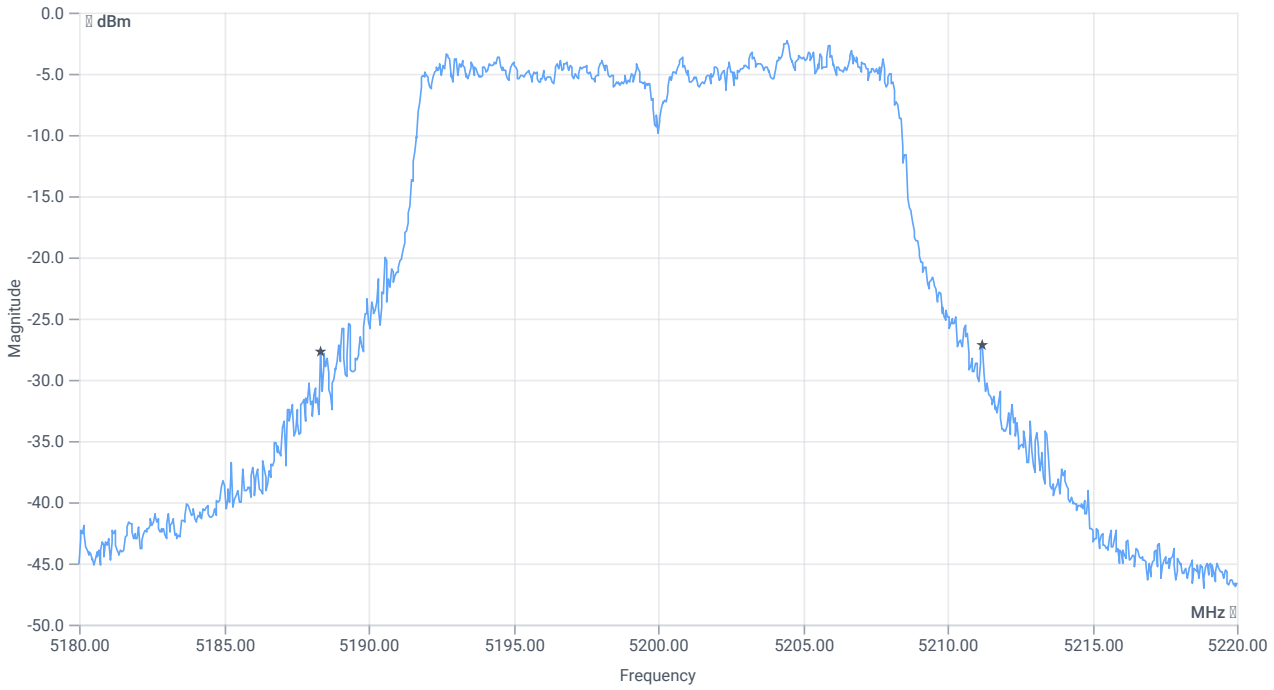

BW 26dB

RESULT

DESCRIPTION	LOWER LIMIT	UPPER LIMIT	MEASURED	UNIT	VERDICT
Bandwidth 26dB	---	---	22.88	MHz	INFO
T1 26dB	---	---	5188.3200	MHz	INFO
T2 26dB	---	---	5211.2000	MHz	INFO

Maximum Output Power

READ SA SETTINGS:

RefLevel [dBm] | RefLevelOffset [dB] | InpAtt [dB]	14.34 | 10.05 | 20
Start [MHz] | Stop [MHz]	5180.000 | 5220.000
RBW [MHz] | VBW [MHz]	1.000000 | 3.000000
Detector | TraceMode	RMS | MAXH
Sweep: time [ms] | count | points per Section | type	53700 | 1 | 161 | SWE

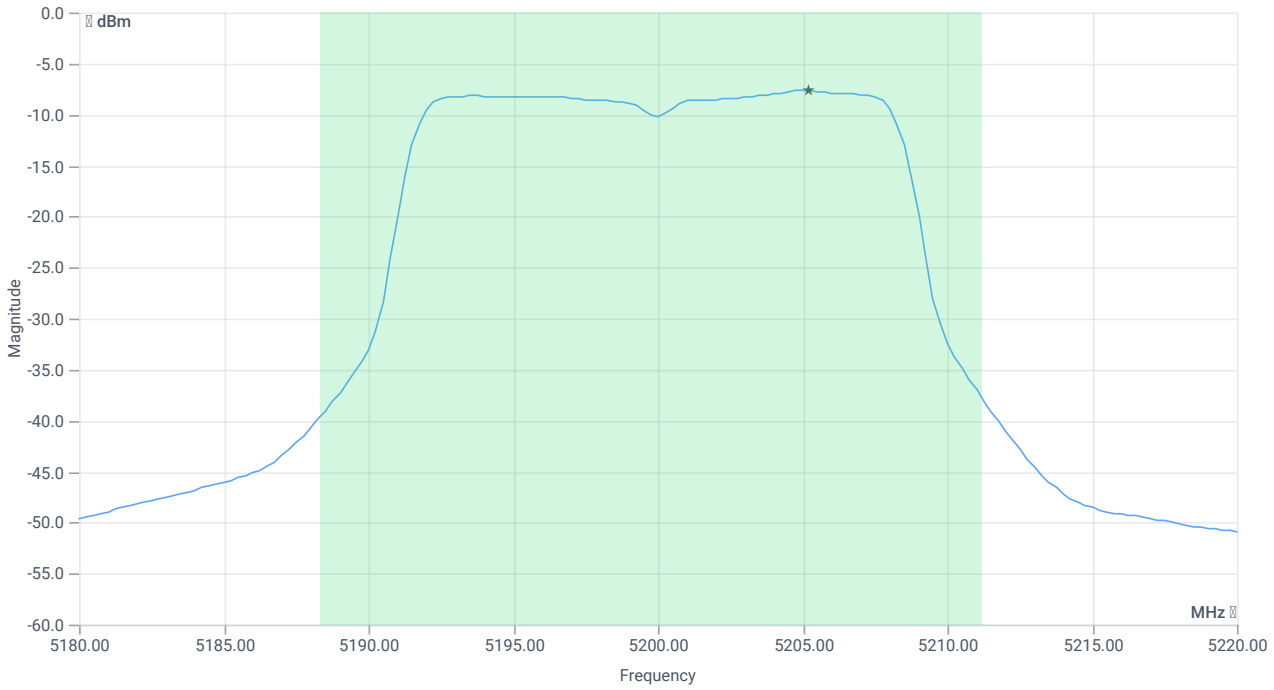

Max OP and PSD

RESULT

DESCRIPTION	LOWER LIMIT	UPPER LIMIT	MEASURED	UNIT	VERDICT
Max output power	---	---	3.54	dBm	INFO
Duty cycle correction	---	---	3.27	dB	INFO
Limit absolute					
Max output power DC corrected	---	24	6.81	dBm	PASS
Limit: 11 dBm + 10 log 22.88					
Max output power DC corrected	---	24.59	6.81	dBm	na

Power spectral density

RESULT

DESCRIPTION	LOWER LIMIT	UPPER LIMIT	MEASURED	UNIT	VERDICT
Power spectral density	---	---	-7.64	dBm/1MHz	INFO
Duty cycle correction	---	---	3.27	dB	INFO
Power spectral density DC corrected	---	11	-4.37	dBm/1MHz	PASS

Verdict
PASS

ISED RSS247 # Max output power and psd ~ WLAN5Gx n-HT20 mode U-NII-1

References

TC start	26.01.2024 16:16:04
Ambit temp [°C] | humidity [rel%]	26.7 | 36
System version	5.0.1.0
Standard | Version	ISED RSS247 | NI
Method	
Description	ISED Max Output Power & PSD - WLAN5Gx n-HT20 mode U-NII-1
Information	

EUT Common Settings WLAN5Gx

Number of antenna ports	1
User Interaction	No
Device class UNII_1	Client
Limit W52 japan	Standard

Equipment

Signal analyzer,Rohde&Schwarz,FSV-30,1321.3008K30/103170,3.60
Signaling unit,Rohde&Schwarz,CMW,1201.0002k75/102550,4.0.190
Switch matrix,cetecom advanced GmbH,USM,A001,1.0.0

Test Parameter

Technology to test	WLAN5Gx n-HT20 mode
EUT port	EUT2
Temperature	nom
Voltage	nom
Frequency low to test	True | Freq [MHz] 5180
Frequency mid to test	False | Freq [MHz] 5200
Frequency high to test	False | Freq [MHz] 5240
Auto control enabled power supply | Climatic Box	No | No
Additional path loss [dB]	0.5
Full path type	EUT_SA_GEN_SIG
Full path name	EUT2.SIG1/EUT2.SA/EUT2.GEN1/EUT2.GEN2/
Switch bits	00100010:00010001:00000000:00000001

Test at TX 5180 MHz

RESULT: Reference power cond.

DESCRIPTION	LOWER LIMIT	UPPER LIMIT	MEASURED	UNIT	VERDICT
Ref. power 1MHz/1MHz cond.	---	---	1.22	dBm	INFO
Ref. frequency	---	---	5176.000	MHz	INFO

Evaluation max. duty cycle

DUTY CYCLE EVALUATION

DESCRIPTION	LOWER LIMIT	UPPER LIMIT	MEASURED	UNIT	VERDICT
Result summary					
Number of detected bursts: 267					
Duty cycle (burst Ratio) max	---	---	0.643	---	INFO
Duty cycle max	---	---	1.918	dB	INFO
Duty cycle (burst Ratio) min	---	---	0.471	---	INFO
Duty cycle min	---	---	3.27	dB	INFO
Max TX burst length	---	---	0.225	ms	INFO
Min gap length	---	---	0.125	ms	INFO
Max gap length	---	---	0.225	ms	INFO

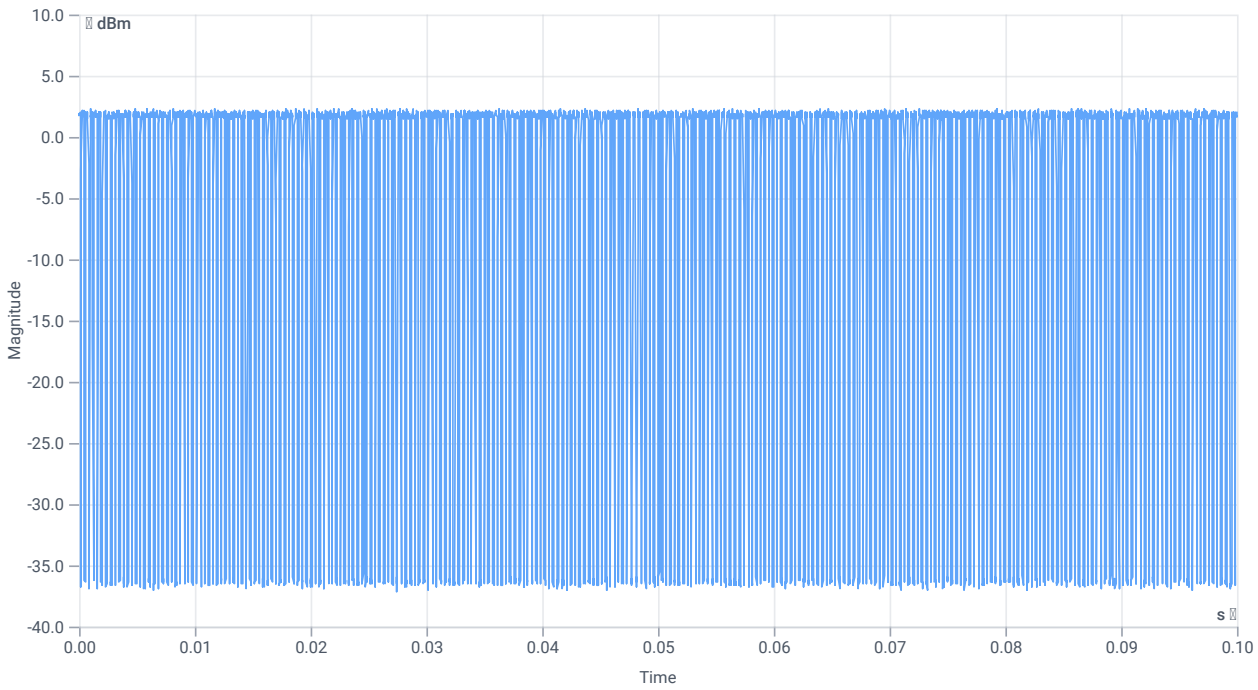

Duty cycle

Evaluation bandwidth

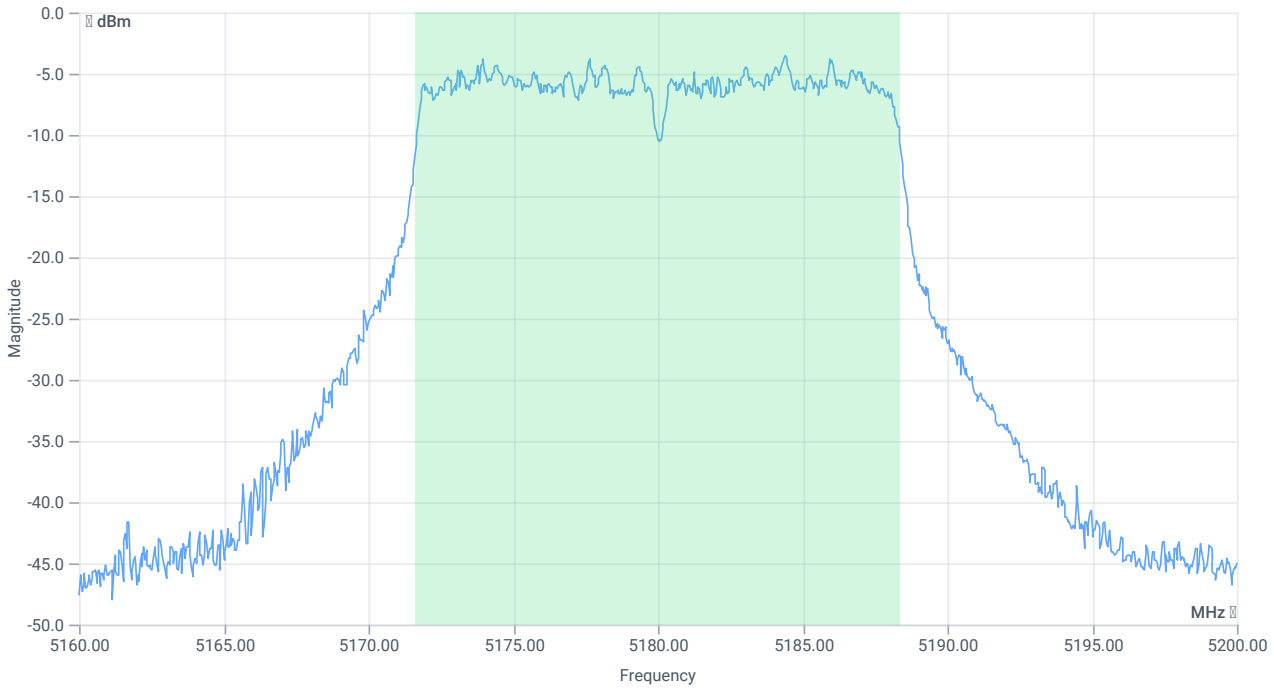

BW 99PCT

RESULT

DESCRIPTION	LOWER LIMIT	UPPER LIMIT	MEASURED	UNIT	VERDICT
Bandwidth 99%	---	---	16.743	MHz	INFO
T1 99%	---	---	5171.6084	MHz	INFO
T2 99%	---	---	5188.3516	MHz	INFO

Maximum Output Power

READ SA SETTINGS:

RefLevel [dBm] | RefLevelOffset [dB] | InpAtt [dB]	13.22 | 10.01 | 20
Start [MHz] | Stop [MHz]	5160.000 | 5200.000
RBW [MHz] | VBW [MHz]	1.000000 | 3.000000
Detector | TraceMode	RMS | MAXH
Sweep: time [ms] | count | points per Section | type	53700 | 1 | 161 | SWE

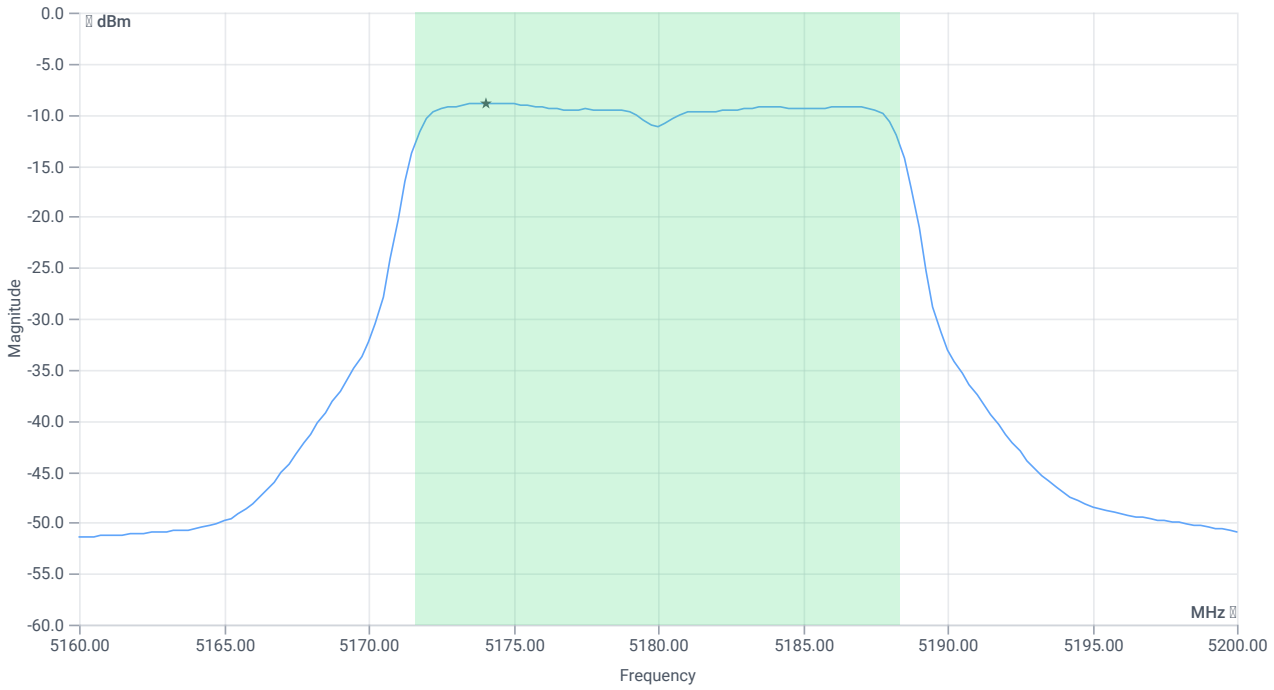

Max OP and PSD

RESULT

DESCRIPTION	LOWER LIMIT	UPPER LIMIT	MEASURED	UNIT	VERDICT
Max output power	---	---	2.38	dBm	INFO
Duty cycle correction	---	---	3.27	dB	INFO
Limit absolute					
Max output power DC corrected	---	24	5.65	dBm	na
Limit: 11 dBm + 10 log 16.743					
Max output power DC corrected	---	23.24	5.65	dBm	na

Power spectral density

RESULT

DESCRIPTION	LOWER LIMIT	UPPER LIMIT	MEASURED	UNIT	VERDICT
Power spectral density	---	---	-8.88	dBm/1MHz	INFO
Duty cycle correction	---	---	3.27	dB	INFO
Power spectral density DC corrected	---	11	-5.61	dBm/1MHz	PASS

Verdict
PASS

FCC 15.407 # Max output power and psd ~ WLAN5Gx n-HT20 mode U-NII-1

References

TC start	26.01.2024 16:14:32
Ambit temp [°C] | humidity [rel%]	26.7 | 37
System version	5.0.1.0
Standard | Version	FCC 15.407 | NI
Method	KDB789033 D02, F., E.2.e.
Description	FCC 15.407 Max Output Power & PSD - WLAN5Gx n-HT20 mode U-NII-1
Information	

EUT Common Settings WLAN5Gx

Number of antenna ports	1
User Interaction	No
Device class UNII_1	Client
Limit W52 japan	Standard

Equipment

Signal analyzer,Rohde&Schwarz,FSV-30,1321.3008K30/103170,3.60
Signaling unit,Rohde&Schwarz,CMW,1201.0002k75/102550,4.0.190
Switch matrix,cetecom advanced GmbH,USM,A001,1.0.0

Test Parameter

Technology to test	WLAN5Gx n-HT20 mode
EUT port	EUT2
Temperature	nom
Voltage	nom
Frequency low to test	True | Freq [MHz] 5180
Frequency mid to test	False | Freq [MHz] 5200
Frequency high to test	False | Freq [MHz] 5240
Auto control enabled power supply | Climatic Box	No | No
Additional path loss [dB]	0.5
Full path type	EUT_SA_GEN_SIG
Full path name	EUT2.SIG1/EUT2.SA/EUT2.GEN1/EUT2.GEN2/
Switch bits	00100010:00010001:00000000:00000001

Test at TX 5180 MHz

RESULT: Reference power cond.

DESCRIPTION	LOWER LIMIT	UPPER LIMIT	MEASURED	UNIT	VERDICT
Ref. power 1MHz/1MHz cond.	---	---	1.50	dBm	INFO
Ref. frequency	---	---	5174.610	MHz	INFO

Evaluation max. duty cycle

DUTY CYCLE EVALUATION

DESCRIPTION	LOWER LIMIT	UPPER LIMIT	MEASURED	UNIT	VERDICT
Result summary					
Number of detected bursts: 267					
Duty cycle (burst Ratio) max	---	---	0.643	---	INFO
Duty cycle max	---	---	1.918	dB	INFO
Duty cycle (burst Ratio) min	---	---	0.471	---	INFO
Duty cycle min	---	---	3.27	dB	INFO
Max TX burst length	---	---	0.225	ms	INFO
Min gap length	---	---	0.125	ms	INFO
Max gap length	---	---	0.225	ms	INFO

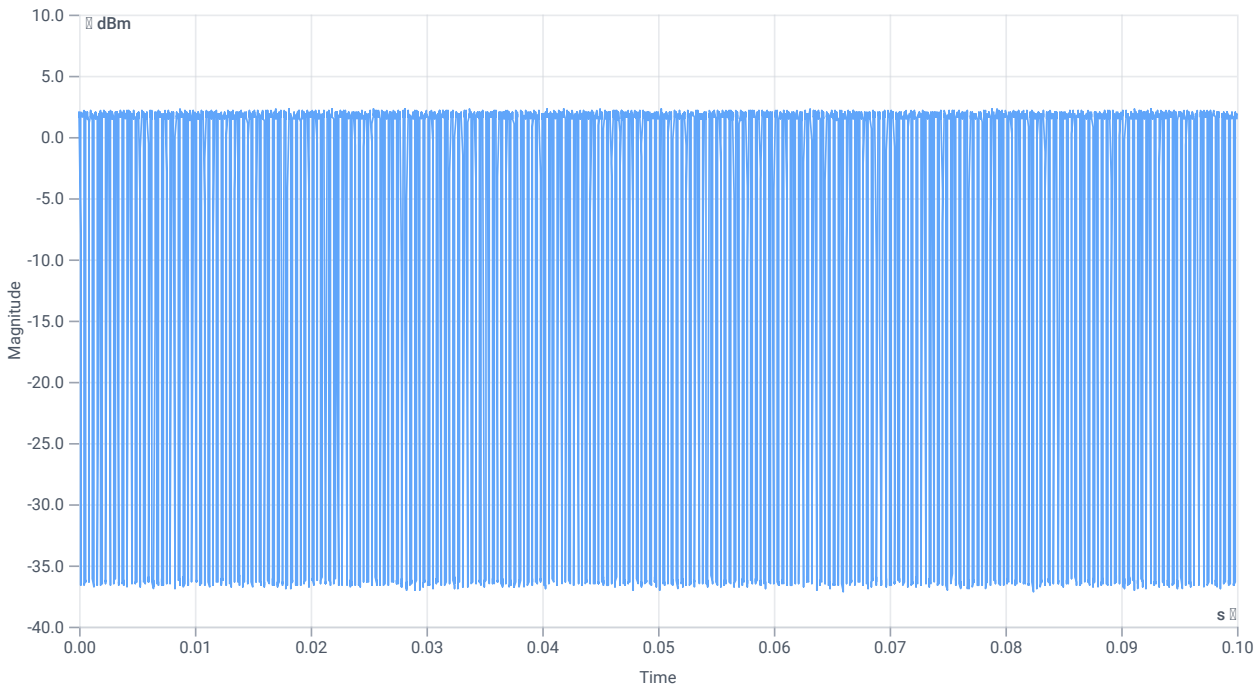

Duty cycle

Evaluation bandwidth

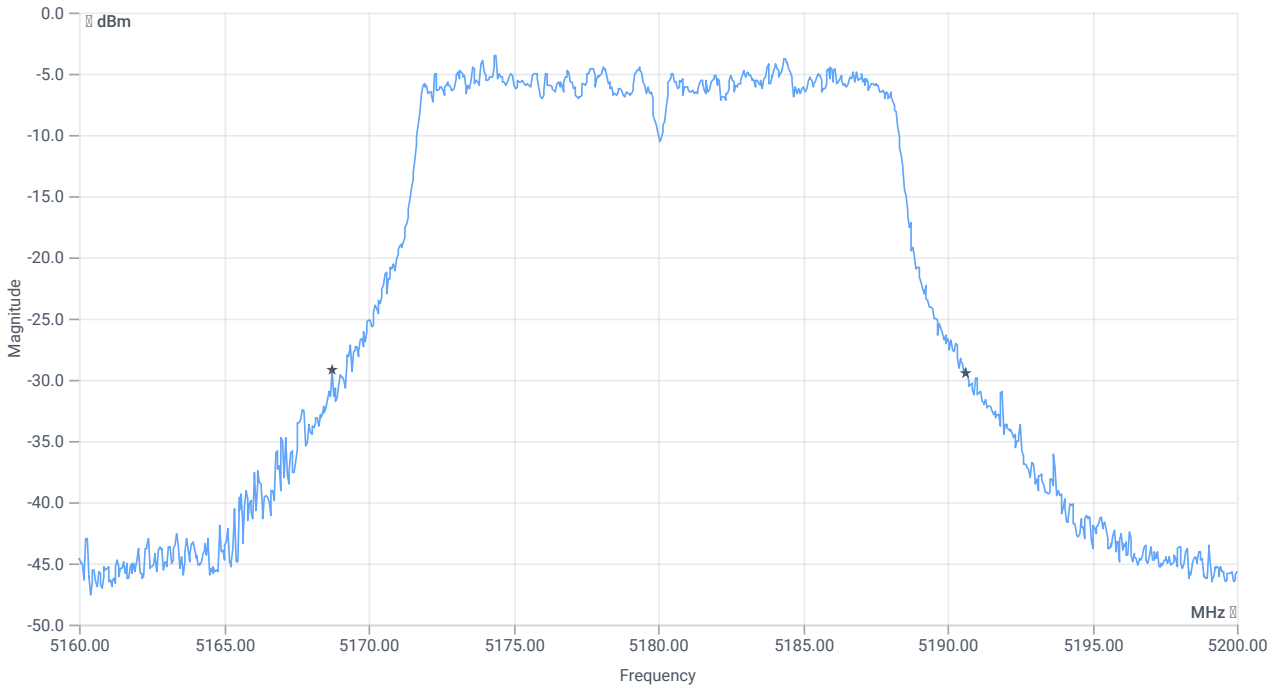

BW 26dB

RESULT

DESCRIPTION	LOWER LIMIT	UPPER LIMIT	MEASURED	UNIT	VERDICT
Bandwidth 26dB	---	---	21.92	MHz	INFO
T1 26dB	---	---	5168.7200	MHz	INFO
T2 26dB	---	---	5190.6400	MHz	INFO

Maximum Output Power

READ SA SETTINGS:

RefLevel [dBm] | RefLevelOffset [dB] | InpAtt [dB]	13.50 | 10.01 | 20
Start [MHz] | Stop [MHz]	5160.000 | 5200.000
RBW [MHz] | VBW [MHz]	1.000000 | 3.000000
Detector | TraceMode	RMS | MAXH
Sweep: time [ms] | count | points per Section | type	53700 | 1 | 161 | SWE

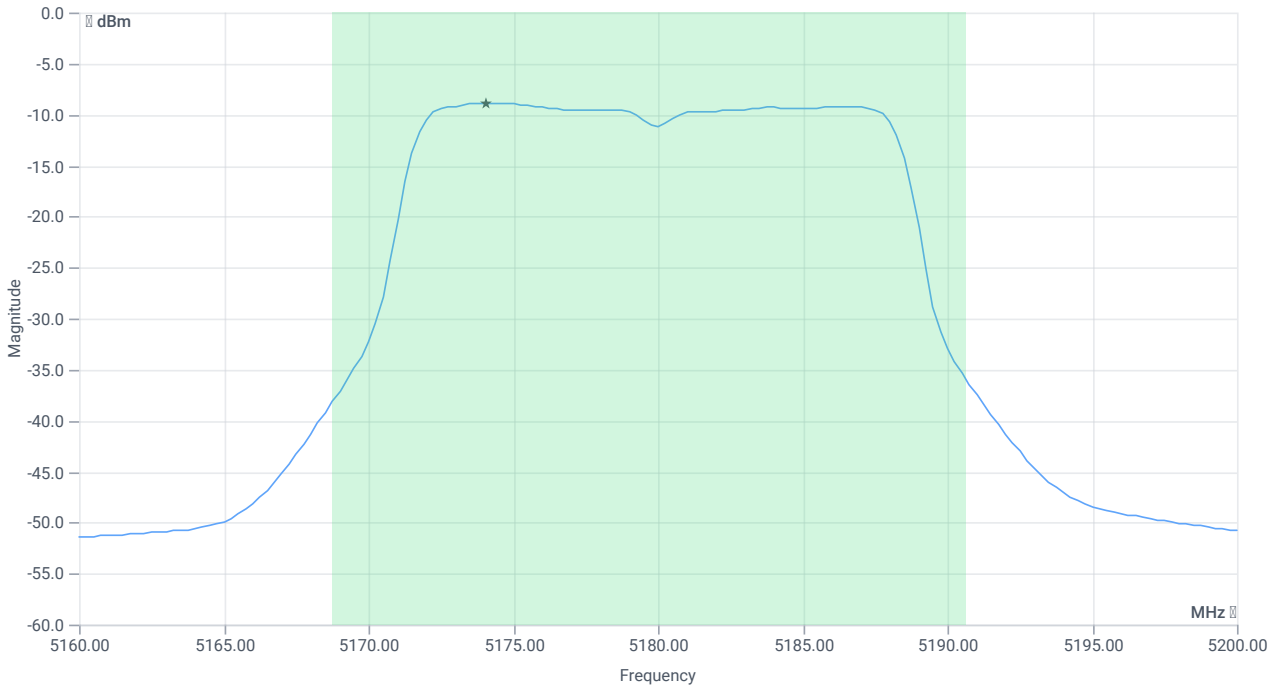

Max OP and PSD

RESULT

DESCRIPTION	LOWER LIMIT	UPPER LIMIT	MEASURED	UNIT	VERDICT
Max output power	---	---	2.45	dBm	INFO
Duty cycle correction	---	---	3.27	dB	INFO
Limit absolute					
Max output power DC corrected	---	24	5.72	dBm	PASS
Limit: 11 dBm + 10 log 21.92					
Max output power DC corrected	---	24.41	5.72	dBm	na

Power spectral density

RESULT

DESCRIPTION	LOWER LIMIT	UPPER LIMIT	MEASURED	UNIT	VERDICT
Power spectral density	---	---	-8.9	dBm/1MHz	INFO
Duty cycle correction	---	---	3.27	dB	INFO
Power spectral density DC corrected	---	11	-5.63	dBm/1MHz	PASS

Verdict
PASS

ISED RSS247 # Max output power and psd ~ WLAN5Gx n-HT20 mode U-NII-1

References

TC start	26.01.2024 16:11:51
Ambit temp [°C] | humidity [rel%]	26.8 | 36
System version	5.0.1.0
Standard | Version	ISED RSS247 | NI
Method	
Description	ISED Max Output Power & PSD - WLAN5Gx n-HT20 mode U-NII-1
Information	

EUT Common Settings WLAN5Gx

Number of antenna ports	1
User Interaction	No
Device class UNII_1	Client
Limit W52 japan	Standard

Equipment

Signal analyzer,Rohde&Schwarz,FSV-30,1321.3008K30/103170,3.60
Signaling unit,Rohde&Schwarz,CMW,1201.0002k75/102550,4.0.190
Switch matrix,cetecom advanced GmbH,USM,A001,1.0.0

Test Parameter

Technology to test	WLAN5Gx n-HT20 mode
EUT port	EUT1
Temperature	nom
Voltage	nom
Frequency low to test	True | Freq [MHz] 5180
Frequency mid to test	False | Freq [MHz] 5200
Frequency high to test	False | Freq [MHz] 5240
Auto control enabled power supply | Climatic Box	No | No
Additional path loss [dB]	0.5
Full path type	EUT_SA_GEN_SIG
Full path name	EUT1.SIG1/EUT1.SA/EUT1.GEN1/EUT1.GEN2/
Switch bits	00010001:00010001:00000000:00000001

Test at TX 5180 MHz

RESULT: Reference power cond.

DESCRIPTION	LOWER LIMIT	UPPER LIMIT	MEASURED	UNIT	VERDICT
Ref. power 1MHz/1MHz cond.	---	---	1.54	dBm	INFO
Ref. frequency	---	---	5187.190	MHz	INFO

Evaluation max. duty cycle

DUTY CYCLE EVALUATION

DESCRIPTION	LOWER LIMIT	UPPER LIMIT	MEASURED	UNIT	VERDICT
Result summary					
Number of detected bursts: 266					
Duty cycle (burst Ratio) max	---	---	0.643	---	INFO
Duty cycle max	---	---	1.918	dB	INFO
Duty cycle (burst Ratio) min	---	---	0.471	---	INFO
Duty cycle min	---	---	3.27	dB	INFO
Max TX burst length	---	---	0.225	ms	INFO
Min gap length	---	---	0.125	ms	INFO
Max gap length	---	---	0.225	ms	INFO

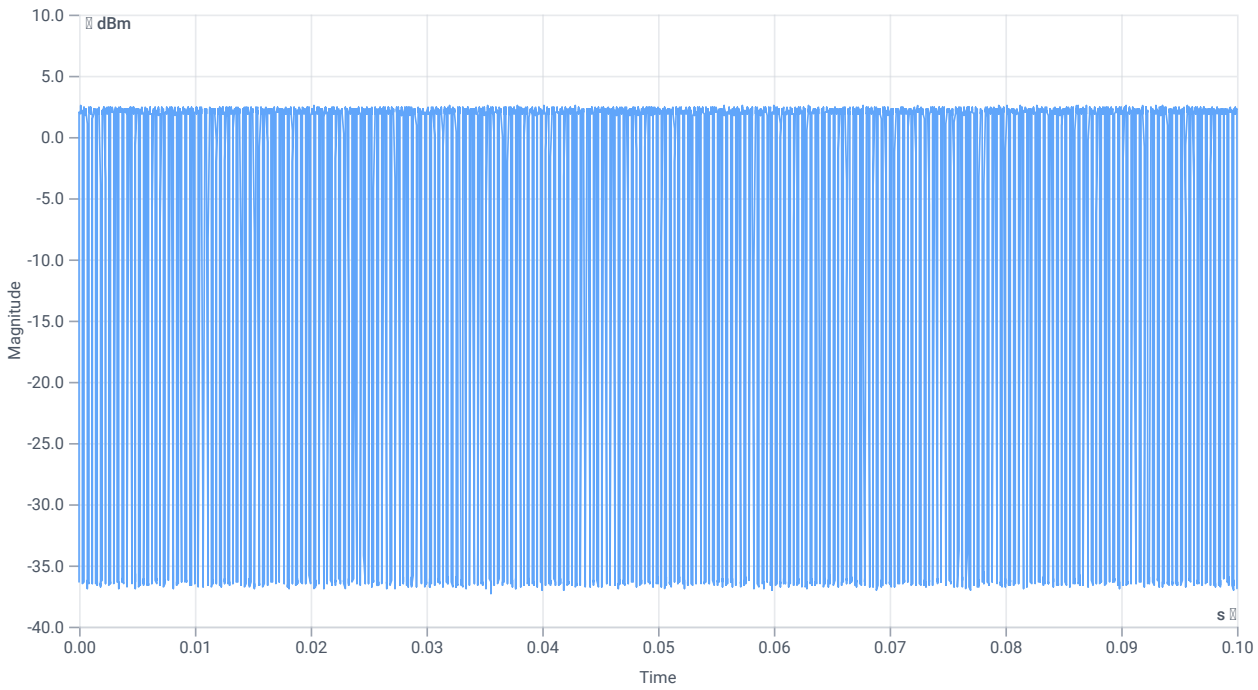

Duty cycle

Evaluation bandwidth

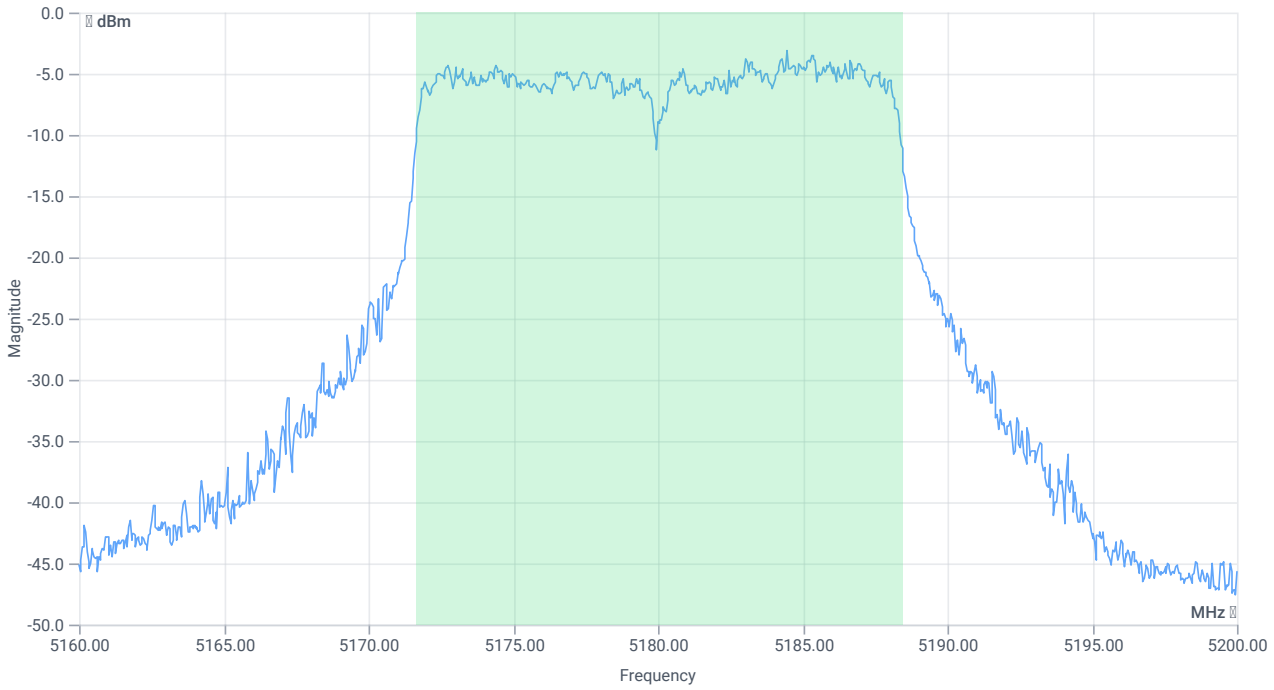

BW 99PCT

RESULT

DESCRIPTION	LOWER LIMIT	UPPER LIMIT	MEASURED	UNIT	VERDICT
Bandwidth 99%	---	---	16.783	MHz	INFO
T1 99%	---	---	5171.6484	MHz	INFO
T2 99%	---	---	5188.4316	MHz	INFO

Maximum Output Power

READ SA SETTINGS:

RefLevel [dBm] | RefLevelOffset [dB] | InpAtt [dB]	13.54 | 9.99 | 20
Start [MHz] | Stop [MHz]	5160.000 | 5200.000
RBW [MHz] | VBW [MHz]	1.000000 | 3.000000
Detector | TraceMode	RMS | MAXH
Sweep: time [ms] | count | points per Section | type	53700 | 1 | 161 | SWE

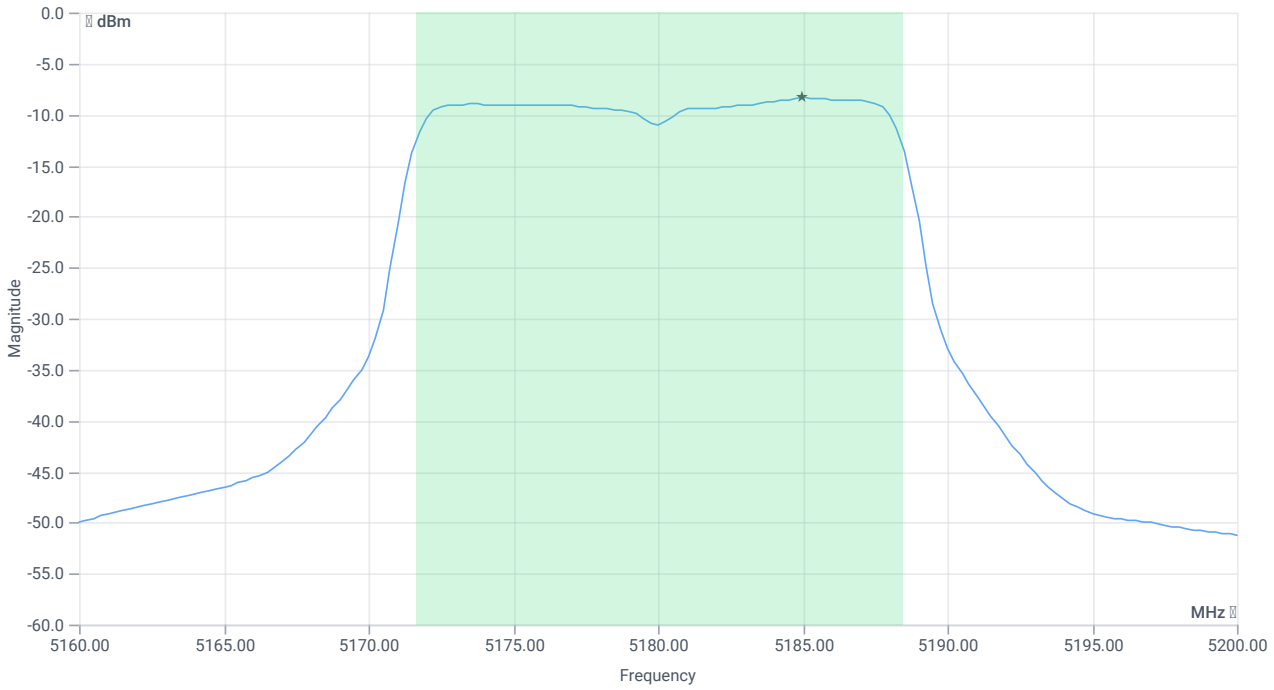

Max OP and PSD

RESULT

DESCRIPTION	LOWER LIMIT	UPPER LIMIT	MEASURED	UNIT	VERDICT
Max output power	---	---	2.72	dBm	INFO
Duty cycle correction	---	---	3.27	dB	INFO
Limit absolute					
Max output power DC corrected	---	24	5.99	dBm	na
Limit: 11 dBm + 10 log 16.783					
Max output power DC corrected	---	23.25	5.99	dBm	na

Power spectral density

RESULT

DESCRIPTION	LOWER LIMIT	UPPER LIMIT	MEASURED	UNIT	VERDICT
Power spectral density	---	---	-8.34	dBm/1MHz	INFO
Duty cycle correction	---	---	3.27	dB	INFO
Power spectral density DC corrected	---	11	-5.07	dBm/1MHz	PASS

Verdict
PASS

FCC 15.407 # Max output power and psd ~ WLAN5Gx n-HT20 mode U-NII-1

References

TC start	26.01.2024 16:10:19
Ambit temp [°C] | humidity [rel%]	26.8 | 36
System version	5.0.1.0
Standard | Version	FCC 15.407 | NI
Method	KDB789033 D02, F., E.2.e.
Description	FCC 15.407 Max Output Power & PSD - WLAN5Gx n-HT20 mode U-NII-1
Information	

EUT Common Settings WLAN5Gx

Number of antenna ports	1
User Interaction	No
Device class UNII_1	Client
Limit W52 japan	Standard

Equipment

Signal analyzer,Rohde&Schwarz,FSV-30,1321.3008K30/103170,3.60
Signaling unit,Rohde&Schwarz,CMW,1201.0002k75/102550,4.0.190
Switch matrix,cetecom advanced GmbH,USM,A001,1.0.0

Test Parameter

Technology to test	WLAN5Gx n-HT20 mode
EUT port	EUT1
Temperature	nom
Voltage	nom
Frequency low to test	True | Freq [MHz] 5180
Frequency mid to test	False | Freq [MHz] 5200
Frequency high to test	False | Freq [MHz] 5240
Auto control enabled power supply | Climatic Box	No | No
Additional path loss [dB]	0.5
Full path type	EUT_SA_GEN_SIG
Full path name	EUT1.SIG1/EUT1.SA/EUT1.GEN1/EUT1.GEN2/
Switch bits	00010001:00010001:00000000:00000001

Test at TX 5180 MHz

RESULT: Reference power cond.

DESCRIPTION	LOWER LIMIT	UPPER LIMIT	MEASURED	UNIT	VERDICT
Ref. power 1MHz/1MHz cond.	---	---	0.89	dBm	INFO
Ref. frequency	---	---	5184.400	MHz	INFO

Evaluation max. duty cycle

DUTY CYCLE EVALUATION

DESCRIPTION	LOWER LIMIT	UPPER LIMIT	MEASURED	UNIT	VERDICT
Result summary					
Number of detected bursts: 268					
Duty cycle (burst Ratio) max	---	---	0.643	---	INFO
Duty cycle max	---	---	1.918	dB	INFO
Duty cycle (burst Ratio) min	---	---	0.471	---	INFO
Duty cycle min	---	---	3.27	dB	INFO
Max TX burst length	---	---	0.225	ms	INFO
Min gap length	---	---	0.125	ms	INFO
Max gap length	---	---	0.225	ms	INFO

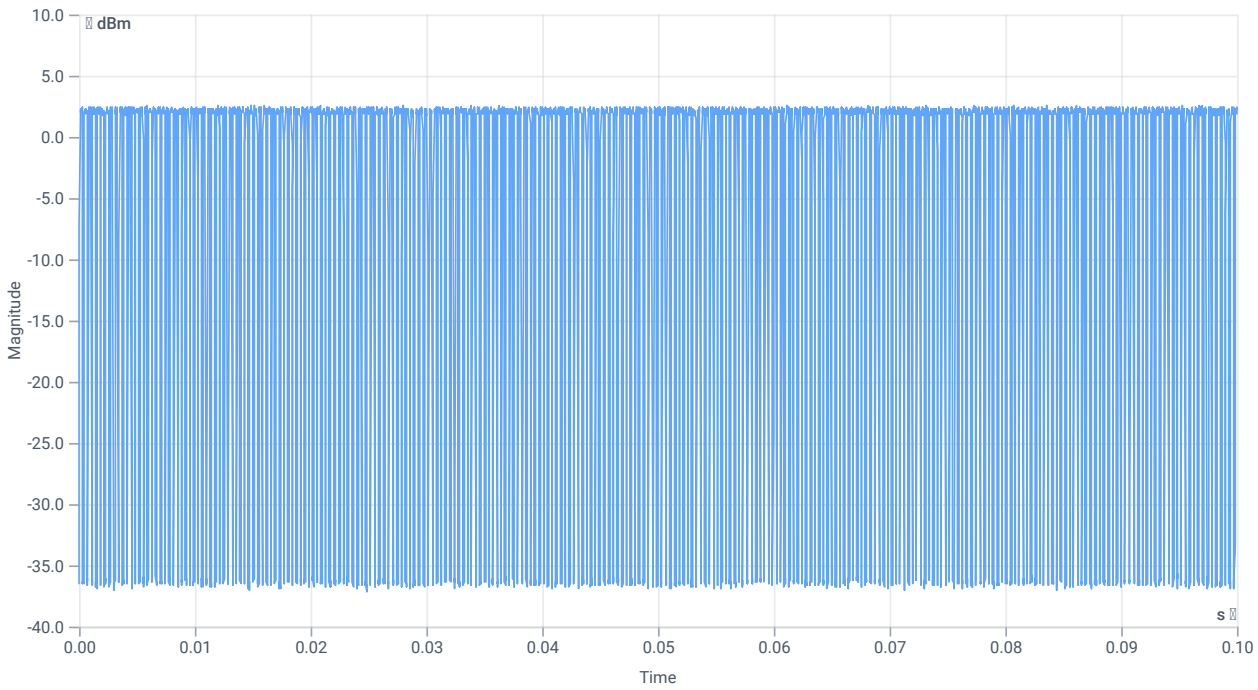

Duty cycle

Evaluation bandwidth

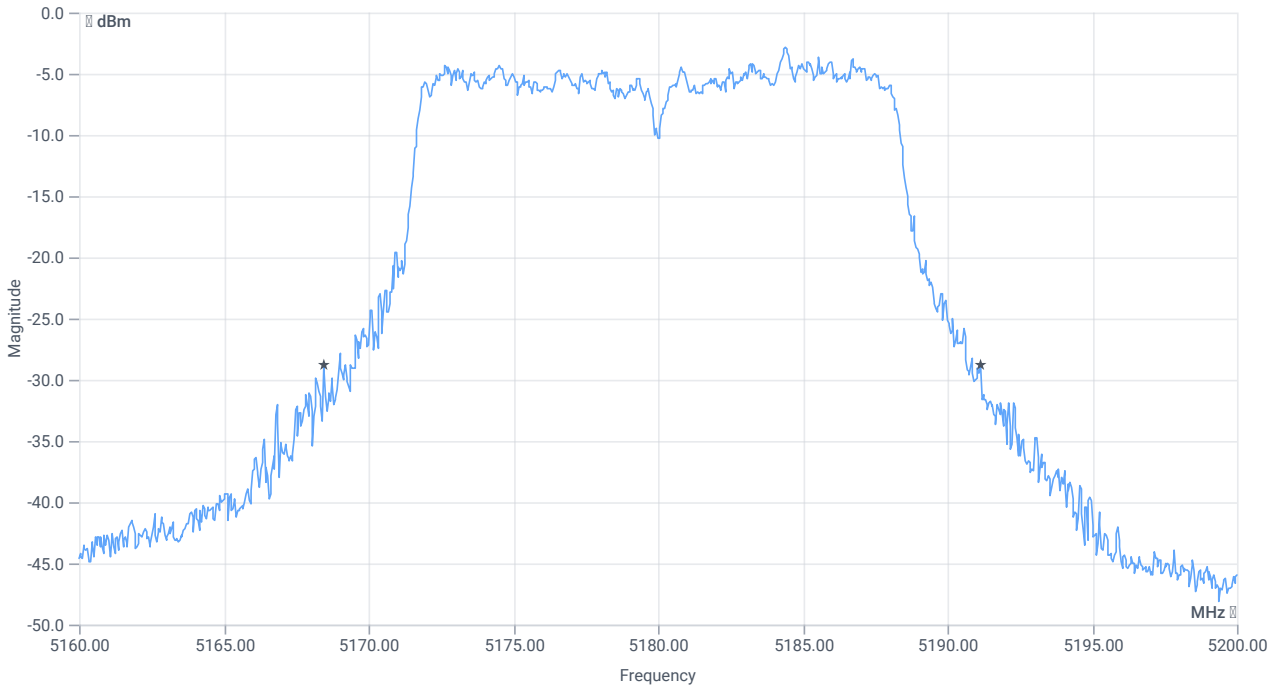

BW 26dB

RESULT

DESCRIPTION	LOWER LIMIT	UPPER LIMIT	MEASURED	UNIT	VERDICT
Bandwidth 26dB	---	---	22.72	MHz	INFO
T1 26dB	---	---	5168.4400	MHz	INFO
T2 26dB	---	---	5191.1600	MHz	INFO

Maximum Output Power

READ SA SETTINGS:

RefLevel [dBm] | RefLevelOffset [dB] | InpAtt [dB]	12.89 | 9.99 | 20
Start [MHz] | Stop [MHz]	5160.000 | 5200.000
RBW [MHz] | VBW [MHz]	1.000000 | 3.000000
Detector | TraceMode	RMS | MAXH
Sweep: time [ms] | count | points per Section | type	53700 | 1 | 161 | SWE

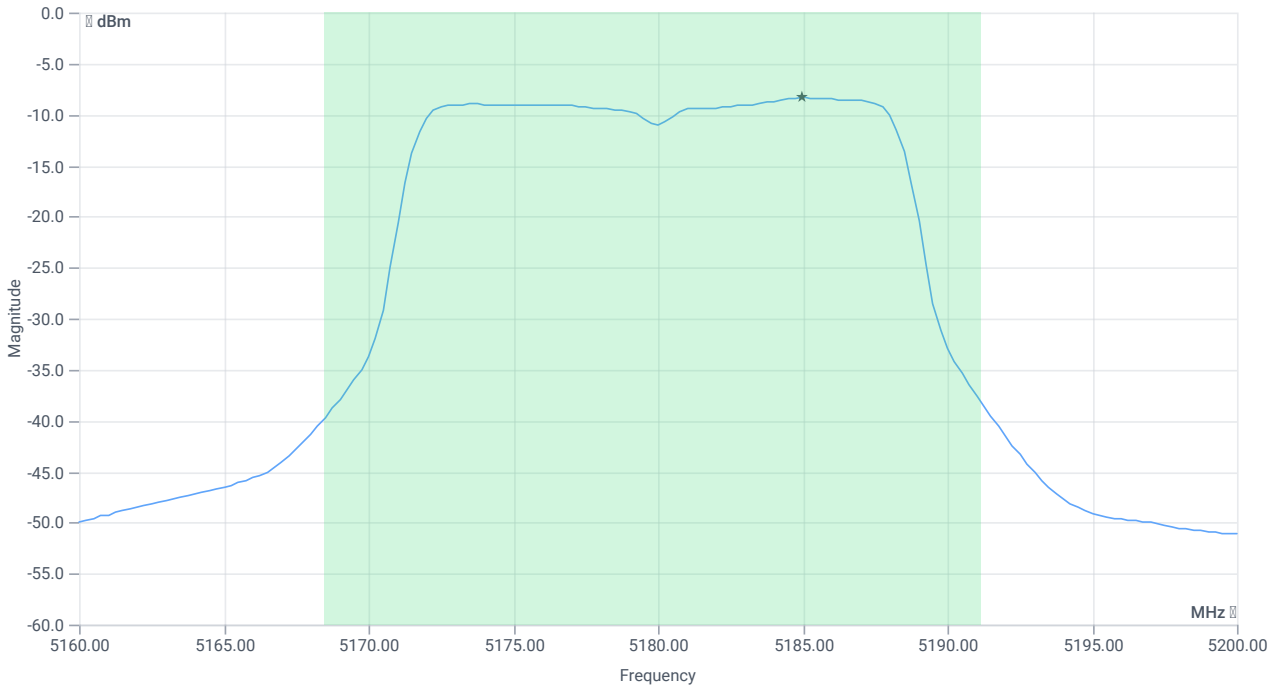

Max OP and PSD

RESULT

DESCRIPTION	LOWER LIMIT	UPPER LIMIT	MEASURED	UNIT	VERDICT
Max output power	---	---	2.79	dBm	INFO
Duty cycle correction	---	---	3.27	dB	INFO
Limit absolute					
Max output power DC corrected	---	24	6.06	dBm	PASS
Limit: 11 dBm + 10 log 22.72					
Max output power DC corrected	---	24.56	6.06	dBm	na

Power spectral density

RESULT

DESCRIPTION	LOWER LIMIT	UPPER LIMIT	MEASURED	UNIT	VERDICT
Power spectral density	---	---	-8.35	dBm/1MHz	INFO
Duty cycle correction	---	---	3.27	dB	INFO
Power spectral density DC corrected	---	11	-5.08	dBm/1MHz	PASS

Verdict
PASS

FCC 15.407 # Max output power and psd ~ WLAN5Gx a mode U-NII-1

References

TC start	26.01.2024 15:53:08
Ambit temp [°C] | humidity [rel%]	26.8 | 36
System version	5.0.1.0
Standard | Version	FCC 15.407 | NI
Method	KDB789033 D02, F., E.2.e.
Description	FCC 15.407 Max Output Power & PSD - WLAN5Gx a mode U-NII-1
Information	

EUT Common Settings WLAN5Gx

Number of antenna ports	1
User Interaction	No
Device class UNII_1	Client
Limit W52 japan	Standard

Equipment

Signal analyzer,Rohde&Schwarz,FSV-30,1321.3008K30/103170,3.60
Signaling unit,Rohde&Schwarz,CMW,1201.0002k75/102550,4.0.190
Switch matrix,cetecom advanced GmbH,USM,A001,1.0.0

Test Parameter

Technology to test	WLAN5Gx a mode
EUT port	EUT2
Temperature	nom
Voltage	nom
Frequency low to test	True | Freq [MHz] 5180
Frequency mid to test	False | Freq [MHz] 5200
Frequency high to test	False | Freq [MHz] 5240
Auto control enabled power supply | Climatic Box	No | No
Additional path loss [dB]	0.5
Full path type	EUT_SA_GEN_SIG
Full path name	EUT2.SIG1/EUT2.SA/EUT2.GEN1/EUT2.GEN2/
Switch bits	00100010:00010001:00000000:00000001

Test at TX 5180 MHz

RESULT: Reference power cond.

DESCRIPTION	LOWER LIMIT	UPPER LIMIT	MEASURED	UNIT	VERDICT
Ref. power 1MHz/1MHz cond.	---	---	3.52	dBm	INFO
Ref. frequency	---	---	5182.200	MHz	INFO

Evaluation max. duty cycle

DUTY CYCLE EVALUATION

DESCRIPTION	LOWER LIMIT	UPPER LIMIT	MEASURED	UNIT	VERDICT
Result summary					
Number of detected bursts: 44					
Duty cycle (burst Ratio) max	---	---	0.943	---	INFO
Duty cycle max	---	---	0.255	dB	INFO
Duty cycle (burst Ratio) min	---	---	0.91	---	INFO
Duty cycle min	---	---	0.41	dB	INFO
Max TX burst length	---	---	2.05	ms	INFO
Min gap length	---	---	0.125	ms	INFO
Max gap length	---	---	0.2	ms	INFO

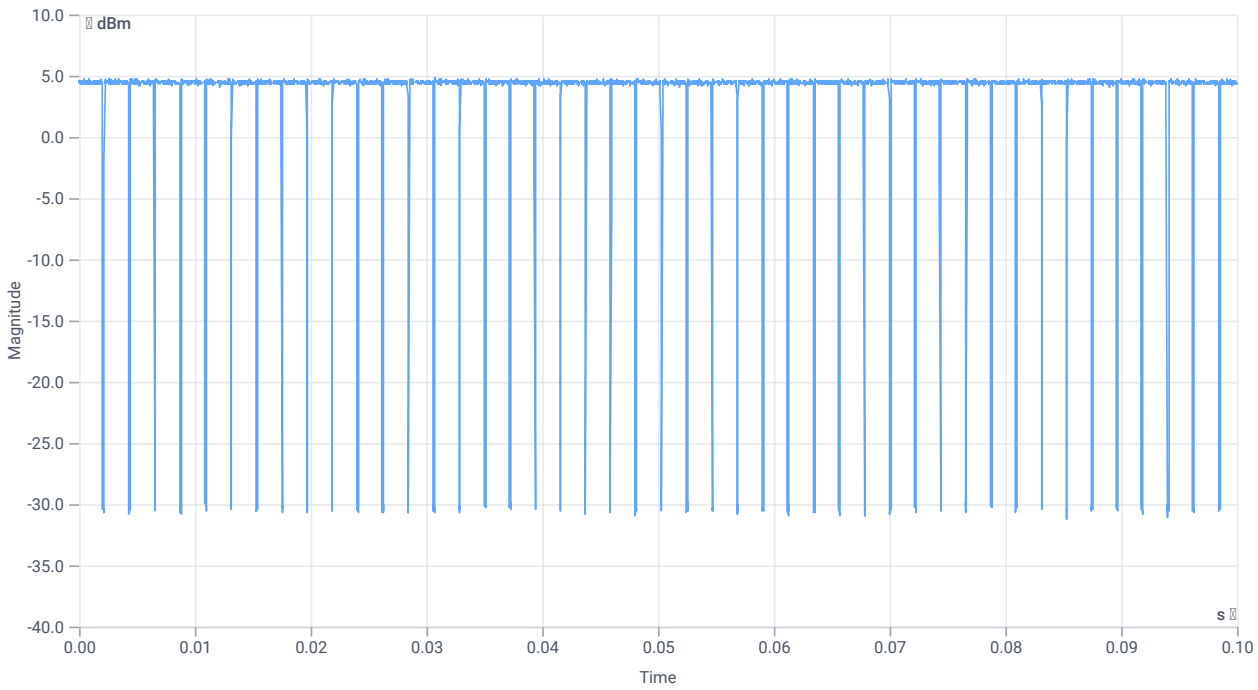

Duty cycle

Evaluation bandwidth

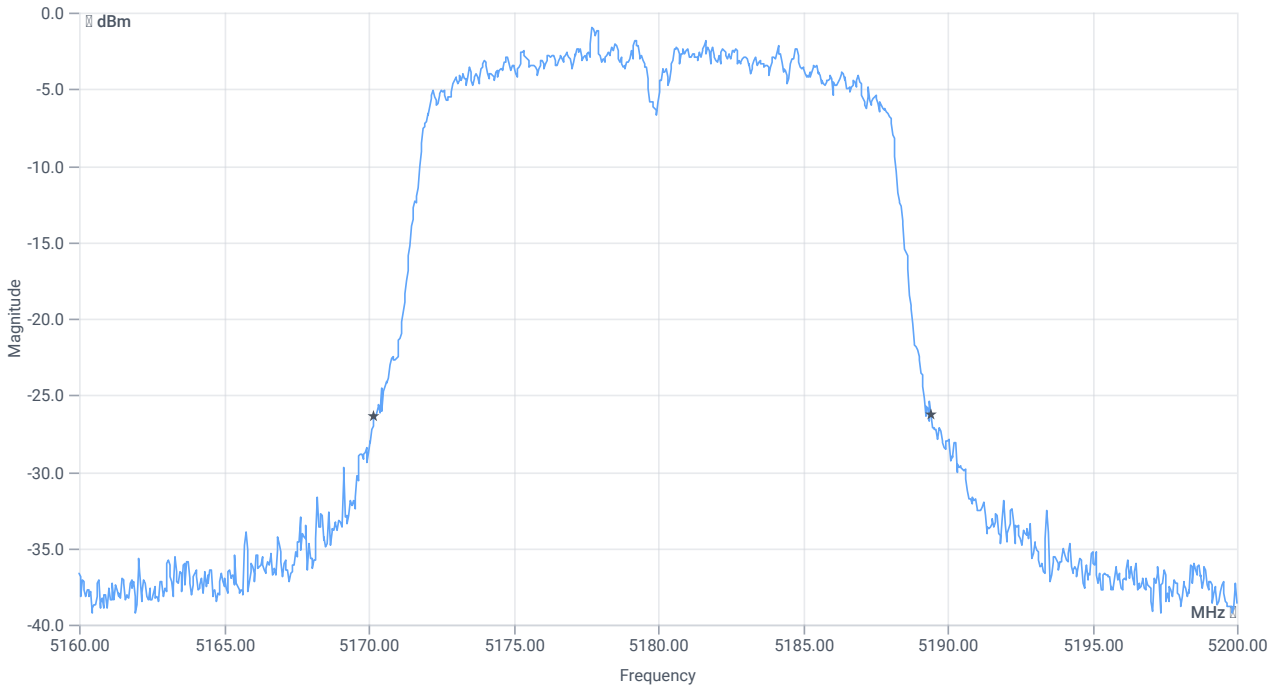

BW 26dB

RESULT

DESCRIPTION	LOWER LIMIT	UPPER LIMIT	MEASURED	UNIT	VERDICT
Bandwidth 26dB	---	---	19.24	MHz	INFO
T1 26dB	---	---	5170.2000	MHz	INFO
T2 26dB	---	---	5189.4400	MHz	INFO

Maximum Output Power

READ SA SETTINGS:

RefLevel [dBm] | RefLevelOffset [dB] | InpAtt [dB]	15.52 | 10.01 | 20
Start [MHz] | Stop [MHz]	5160.000 | 5200.000
RBW [MHz] | VBW [MHz]	1.000000 | 3.000000
Detector | TraceMode	RMS | MAXH
Sweep: time [ms] | count | points per Section | type	53700 | 1 | 161 | SWE

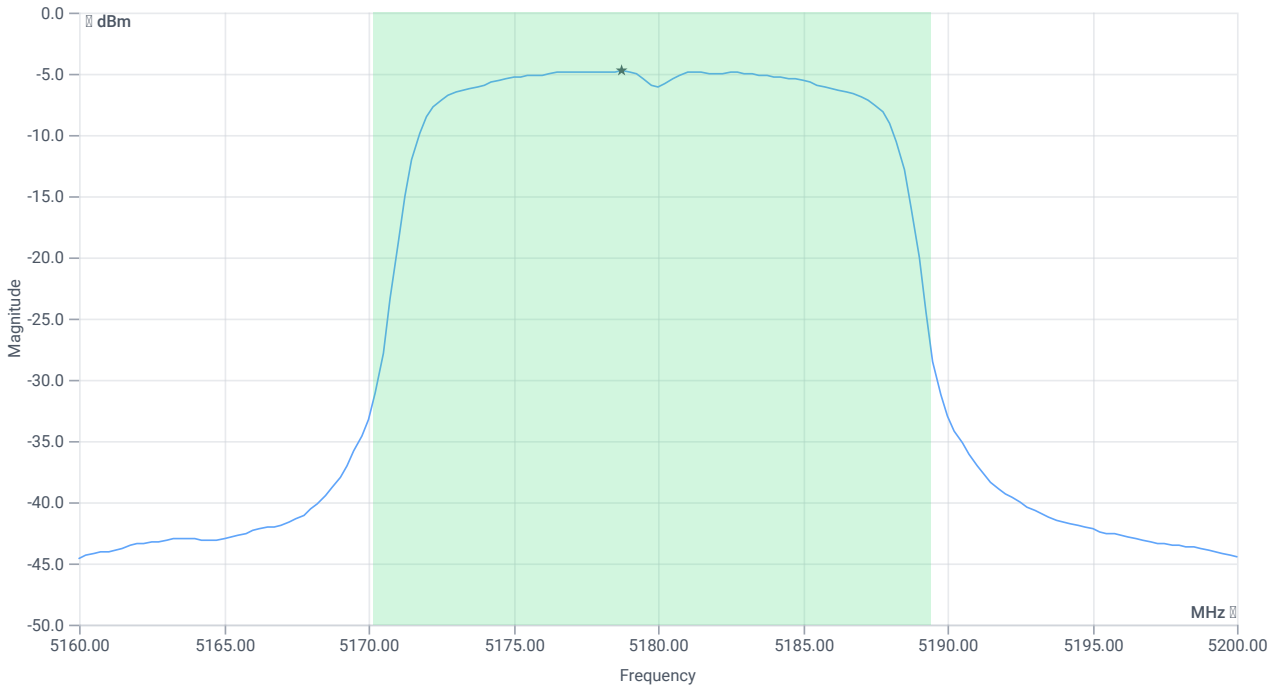

Max OP and PSD

RESULT

DESCRIPTION	LOWER LIMIT	UPPER LIMIT	MEASURED	UNIT	VERDICT
Max output power	---	---	6.32	dBm	INFO
Duty cycle correction	---	---	0.41	dB	INFO
Limit absolute					
Max output power DC corrected	---	24	6.73	dBm	PASS
Limit: 11 dBm + 10 log 19.24					
Max output power DC corrected	---	23.84	6.73	dBm	na

Power spectral density

RESULT

DESCRIPTION	LOWER LIMIT	UPPER LIMIT	MEASURED	UNIT	VERDICT
Power spectral density	---	---	-4.79	dBm/1MHz	INFO
Duty cycle correction	---	---	0.41	dB	INFO
Power spectral density DC corrected	---	11	-4.38	dBm/1MHz	PASS

Verdict
PASS

ISED RSS247 # Max output power and psd ~ WLAN5Gx a mode U-NII-3

References

TC start	26.01.2024 15:47:19
Ambit temp [°C] | humidity [rel%]	26.8 | 36
System version	5.0.1.0
Standard | Version	ISED RSS247 | NI
Method	
Description	ISED Max Output Power & PSD - WLAN5Gx a mode U-NII-3
Information	

EUT Common Settings WLAN5Gx

Number of antenna ports	1
User Interaction	No
Device class UNII_1	Client
Limit W52 japan	Standard

Equipment

Signal analyzer,Rohde&Schwarz,FSV-30,1321.3008K30/103170,3.60
Signaling unit,Rohde&Schwarz,CMW,1201.0002k75/102550,4.0.190
Switch matrix,cetecom advanced GmbH,USM,A001,1.0.0

Test Parameter

Technology to test	WLAN5Gx a mode
EUT port	EUT2
Temperature	nom
Voltage	nom
Frequency low to test	False | Freq [MHz] 5745
Frequency mid to test	False | Freq [MHz] 5785
Frequency high to test	True | Freq [MHz] 5825
Auto control enabled power supply | Climatic Box	No | No
Additional path loss [dB]	0.5
Full path type	EUT_SA_GEN_SIG
Full path name	EUT2.SIG1/EUT2.SA/EUT2.GEN1/EUT2.GEN2/
Switch bits	00100010:00010001:00000000:00000001

Test at TX 5825 MHz

RESULT: Reference power cond.

DESCRIPTION	LOWER LIMIT	UPPER LIMIT	MEASURED	UNIT	VERDICT
Ref. power 1MHz/1MHz cond.	---	---	0.34	dBm	INFO
Ref. frequency	---	---	5826.200	MHz	INFO

Evaluation max. duty cycle

DUTY CYCLE EVALUATION

DESCRIPTION	LOWER LIMIT	UPPER LIMIT	MEASURED	UNIT	VERDICT
Result summary					
Number of detected bursts: 44					
Duty cycle (burst Ratio) max	---	---	0.943	---	INFO
Duty cycle max	---	---	0.255	dB	INFO
Duty cycle (burst Ratio) min	---	---	0.863	---	INFO
Duty cycle min	---	---	0.64	dB	INFO
Max TX burst length	---	---	2.05	ms	INFO
Min gap length	---	---	0.125	ms	INFO
Max gap length	---	---	0.325	ms	INFO

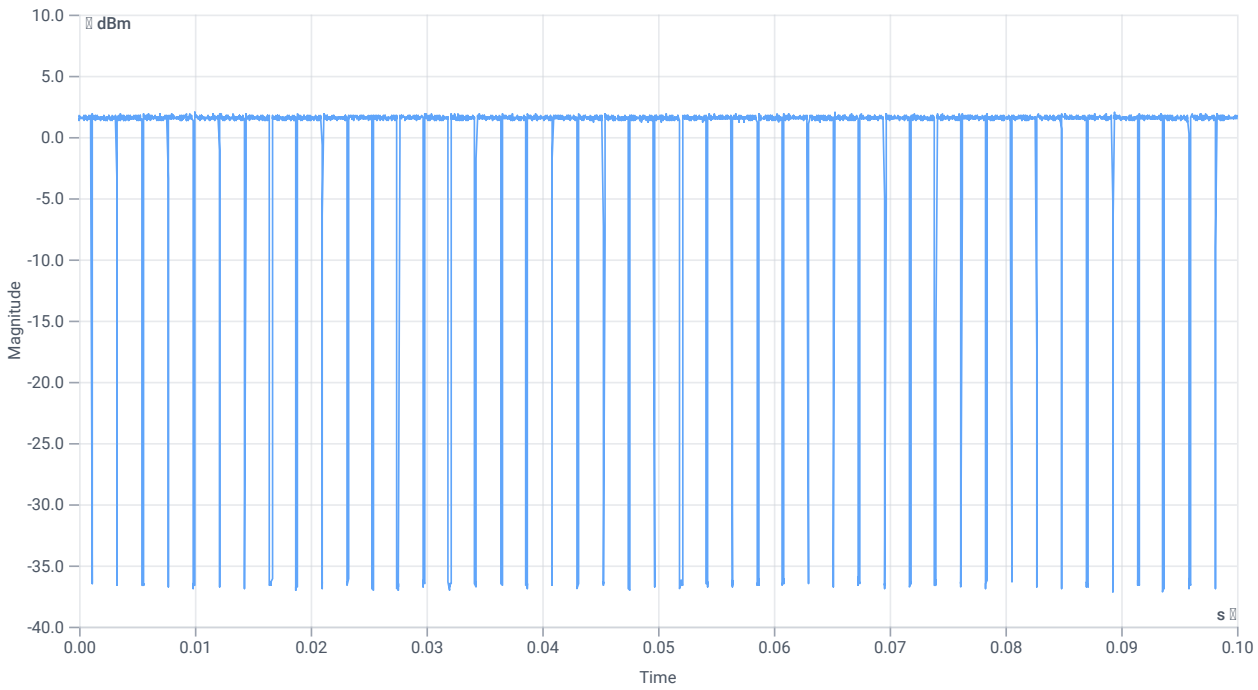

Duty cycle

Evaluation bandwidth

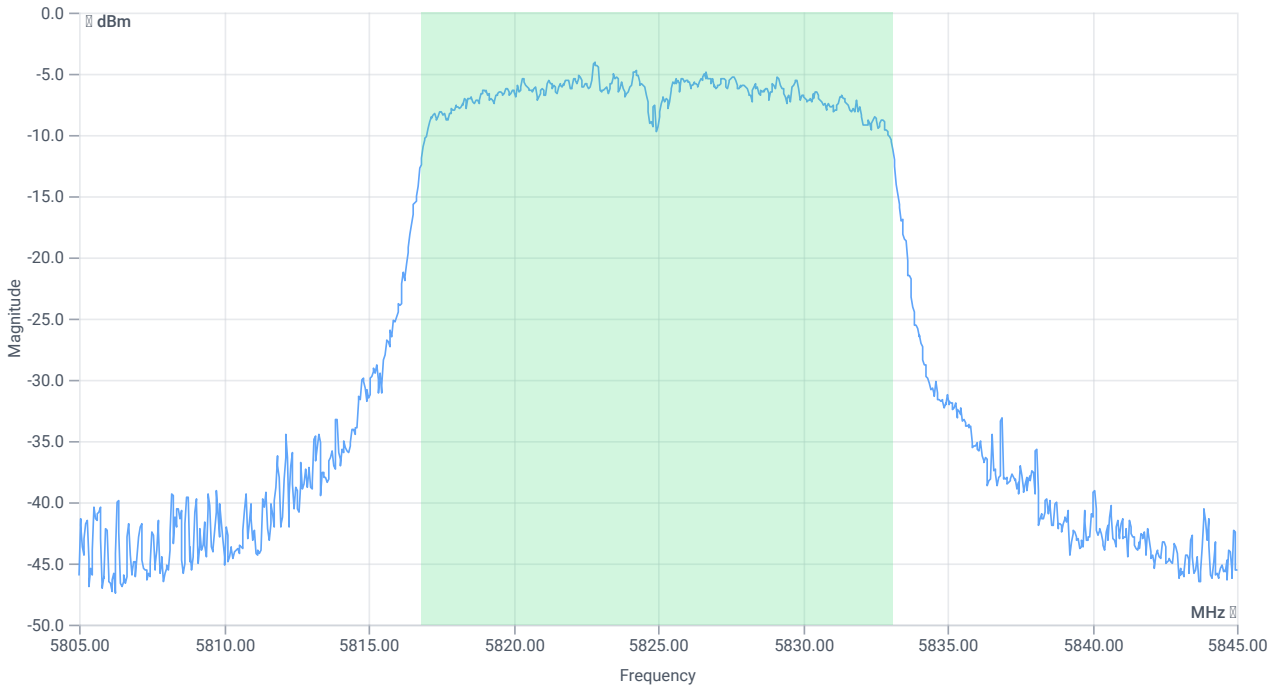

BW 99PCT

RESULT

DESCRIPTION	LOWER LIMIT	UPPER LIMIT	MEASURED	UNIT	VERDICT
Bandwidth 99%	---	---	16.304	MHz	INFO
T1 99%	---	---	5816.8082	MHz	INFO
T2 99%	---	---	5833.1119	MHz	INFO

Maximum Output Power

READ SA SETTINGS:

RefLevel [dBm] | RefLevelOffset [dB] | InpAtt [dB]	12.34 | 10.44 | 20
Start [MHz] | Stop [MHz]	5805.000 | 5845.000
RBW [MHz] | VBW [MHz]	1.000000 | 3.000000
Detector | TraceMode	RMS | MAXH
Sweep: time [ms] | count | points per Section | type	53700 | 1 | 161 | SWE

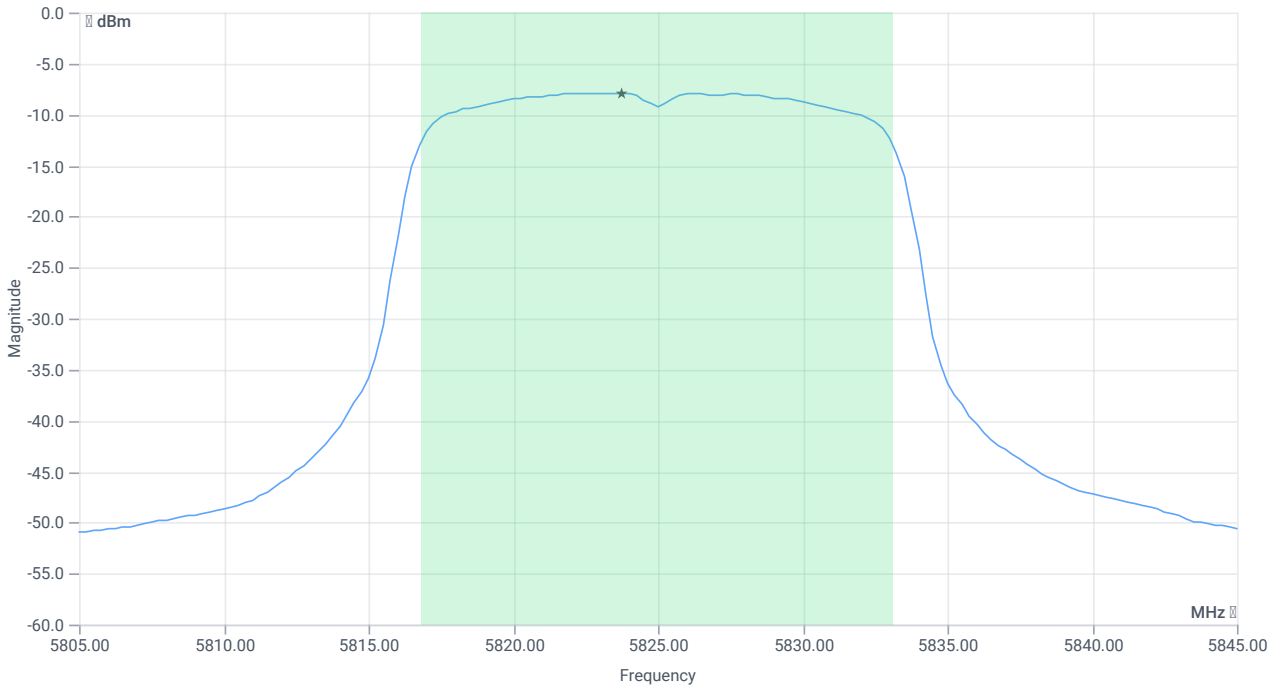

Max OP and PSD

RESULT

DESCRIPTION	LOWER LIMIT	UPPER LIMIT	MEASURED	UNIT	VERDICT
Max output power	---	---	3.11	dBm	INFO
Duty cycle correction	---	---	0.64	dB	INFO
Limit absolute					
Max output power DC corrected	---	30	3.75	dBm	PASS
Limit: 11 dBm + 10 log 16.304					
Max output power DC corrected	---	23.12	3.75	dBm	na

Power Spectral Density U-NII-3

READ SA SETTINGS:

RefLevel [dBm] | RefLevelOffset [dB] | InpAtt [dB]	12.34 | 10.44 | 20
Start [MHz] | Stop [MHz]	5805.000 | 5845.000
RBW [MHz] | VBW [MHz]	0.500000 | 3.000000
Detector | TraceMode	RMS | MAXH
Sweep: time [ms] | count | points per Section | type	53700 | 1 | 161 | SWE

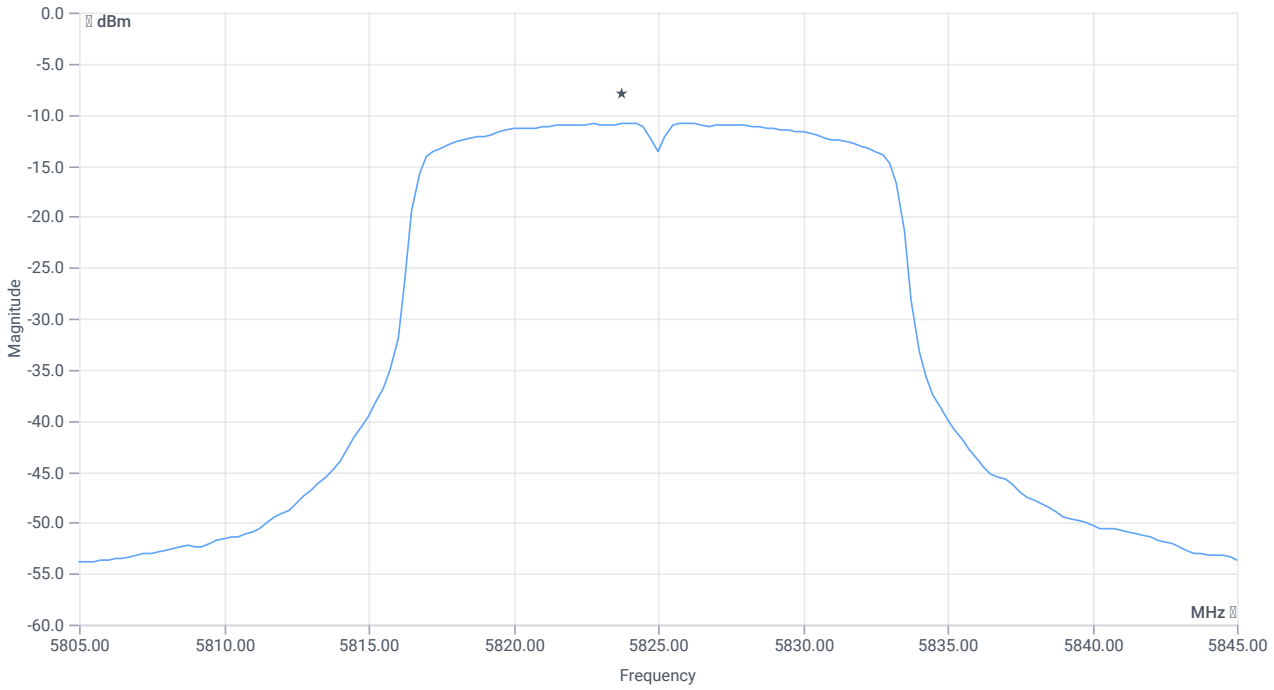

PSD UNII-3

RESULT

DESCRIPTION	LOWER LIMIT	UPPER LIMIT	MEASURED	UNIT	VERDICT
Power spectral density	---	---	-10.83	dBm/0.5MHz	INFO
Duty cycle correction	---	---	0.64	dB	INFO
Power spectral density DC corrected	---	30	-10.19	dBm/0.5MHz	PASS

Verdict
PASS

FCC 15.407 # Max output power and psd ~ WLAN5Gx a mode U-NII-3

References

TC start	26.01.2024 15:44:51
Ambit temp [°C] | humidity [rel%]	26.7 | 36
System version	5.0.1.0
Standard | Version	FCC 15.407 | NI
Method	KDB789033 D02, F., E.2.e.
Description	FCC 15.407 Max Output Power & PSD - WLAN5Gx a mode U-NII-3
Information	

EUT Common Settings WLAN5Gx

Number of antenna ports	1
User Interaction	No
Device class UNII_1	Client
Limit W52 japan	Standard

Equipment

Signal analyzer,Rohde&Schwarz,FSV-30,1321.3008K30/103170,3.60
Signaling unit,Rohde&Schwarz,CMW,1201.0002k75/102550,4.0.190
Switch matrix,cetecom advanced GmbH,USM,A001,1.0.0

Test Parameter

Technology to test	WLAN5Gx a mode
EUT port	EUT2
Temperature	nom
Voltage	nom
Frequency low to test	False | Freq [MHz] 5745
Frequency mid to test	False | Freq [MHz] 5785
Frequency high to test	True | Freq [MHz] 5825
Auto control enabled power supply | Climatic Box	No | No
Additional path loss [dB]	0.5
Full path type	EUT_SA_GEN_SIG
Full path name	EUT2.SIG1/EUT2.SA/EUT2.GEN1/EUT2.GEN2/
Switch bits	00100010:00010001:00000000:00000001

Test at TX 5825 MHz

RESULT: Reference power cond.

DESCRIPTION	LOWER LIMIT	UPPER LIMIT	MEASURED	UNIT	VERDICT
Ref. power 1MHz/1MHz cond.	---	---	0.39	dBm	INFO
Ref. frequency	---	---	5822.200	MHz	INFO

Evaluation max. duty cycle

DUTY CYCLE EVALUATION

DESCRIPTION	LOWER LIMIT	UPPER LIMIT	MEASURED	UNIT	VERDICT
Result summary					
Number of detected bursts: 45					
Duty cycle (burst Ratio) max	---	---	0.943	---	INFO
Duty cycle max	---	---	0.255	dB	INFO
Duty cycle (burst Ratio) min	---	---	0.882	---	INFO
Duty cycle min	---	---	0.545	dB	INFO
Max TX burst length	---	---	2.05	ms	INFO
Min gap length	---	---	0.125	ms	INFO
Max gap length	---	---	0.275	ms	INFO

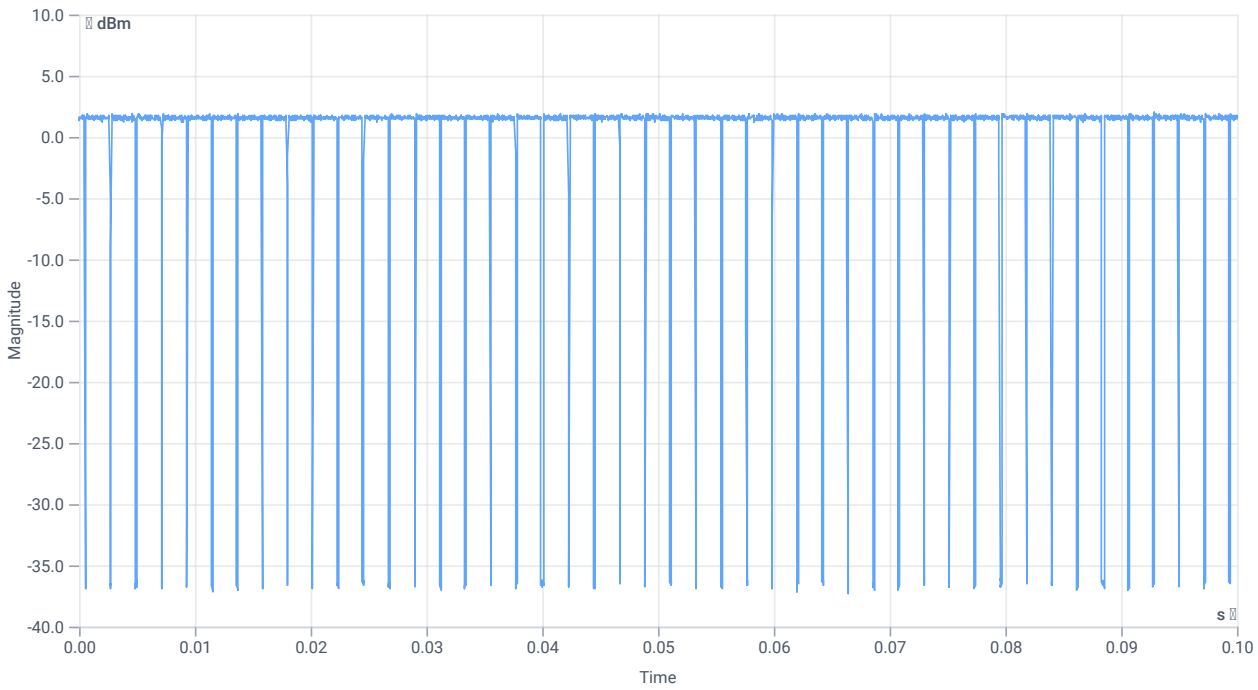

Duty cycle

Evaluation bandwidth

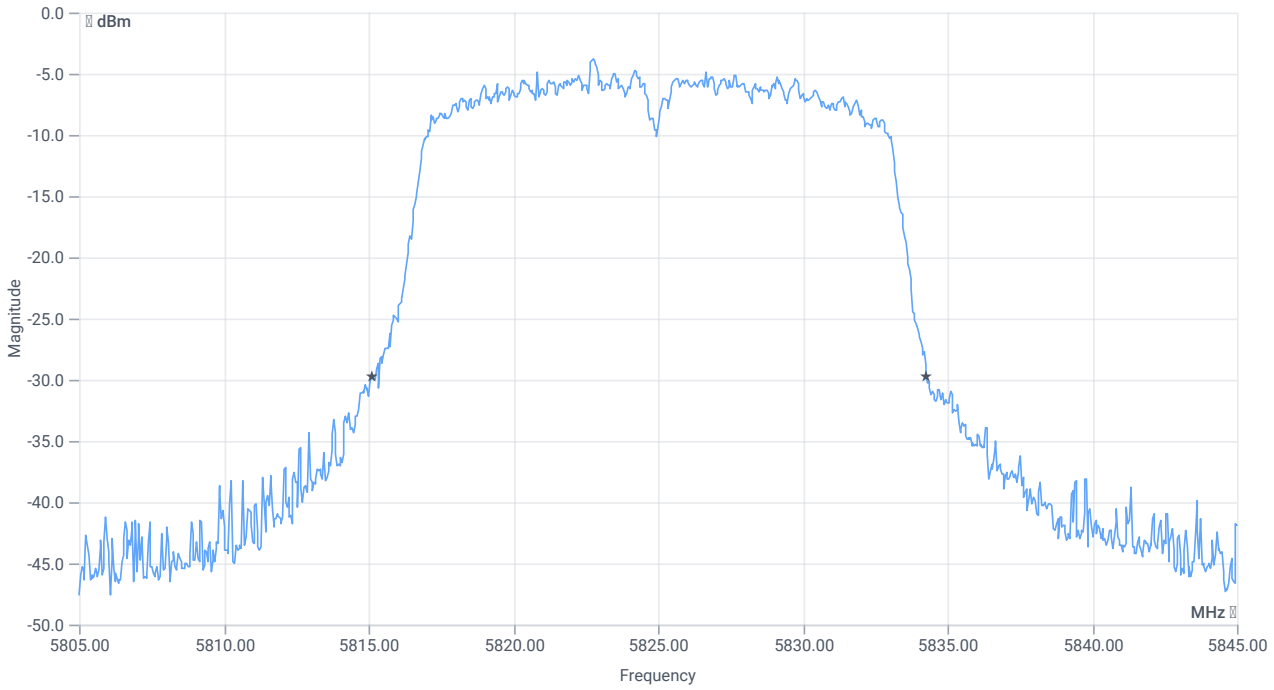

BW 26dB

RESULT

DESCRIPTION	LOWER LIMIT	UPPER LIMIT	MEASURED	UNIT	VERDICT
Bandwidth 26dB	---	---	19.16	MHz	INFO
T1 26dB	---	---	5815.1200	MHz	INFO
T2 26dB	---	---	5834.2800	MHz	INFO

Maximum Output Power

READ SA SETTINGS:

RefLevel [dBm] | RefLevelOffset [dB] | InpAtt [dB]	12.39 | 10.44 | 20
Start [MHz] | Stop [MHz]	5805.000 | 5845.000
RBW [MHz] | VBW [MHz]	1.000000 | 3.000000
Detector | TraceMode	RMS | MAXH
Sweep: time [ms] | count | points per Section | type	53700 | 1 | 161 | SWE

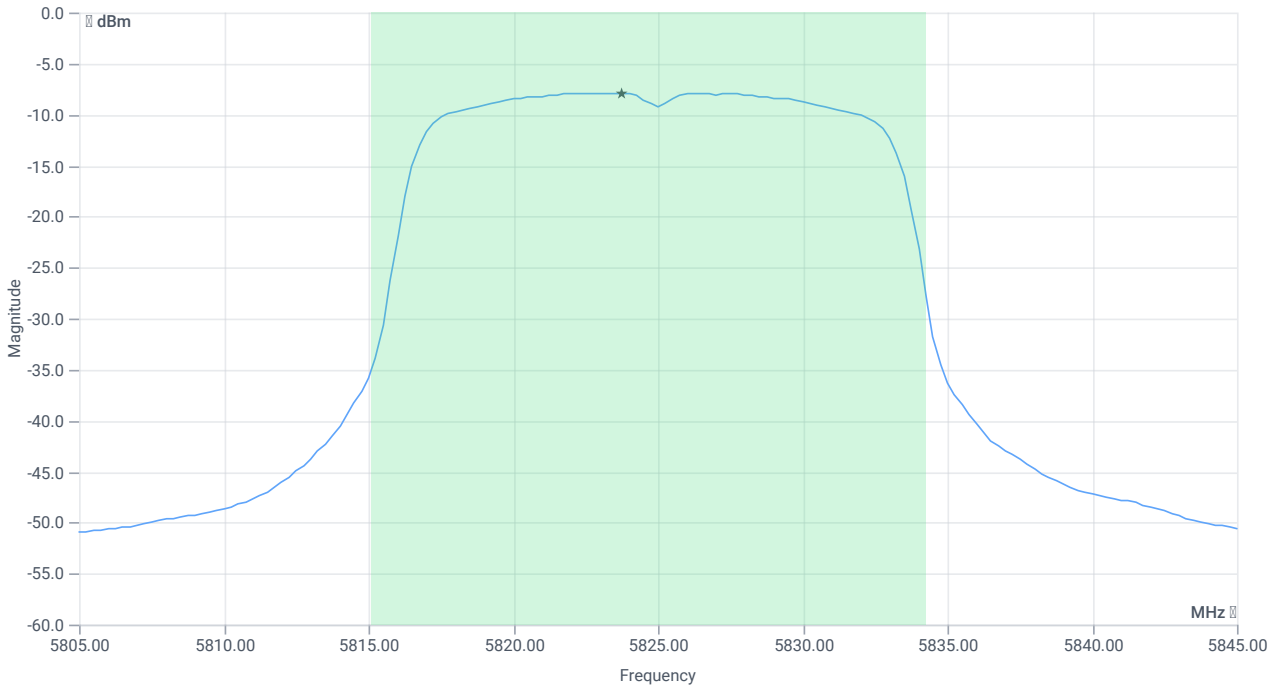

Max OP and PSD

RESULT

DESCRIPTION	LOWER LIMIT	UPPER LIMIT	MEASURED	UNIT	VERDICT
Max output power	---	---	3.2	dBm	INFO
Duty cycle correction	---	---	0.55	dB	INFO
Limit absolute					
Max output power DC corrected	---	30	3.75	dBm	PASS
Limit: 11 dBm + 10 log 19.16					
Max output power DC corrected	---	23.82	3.75	dBm	na

Power Spectral Density U-NII-3

READ SA SETTINGS:

RefLevel [dBm] | RefLevelOffset [dB] | InpAtt [dB]	12.39 | 10.44 | 20
Start [MHz] | Stop [MHz]	5805.000 | 5845.000
RBW [MHz] | VBW [MHz]	0.500000 | 3.000000
Detector | TraceMode	RMS | MAXH
Sweep: time [ms] | count | points per Section | type	53700 | 1 | 161 | SWE

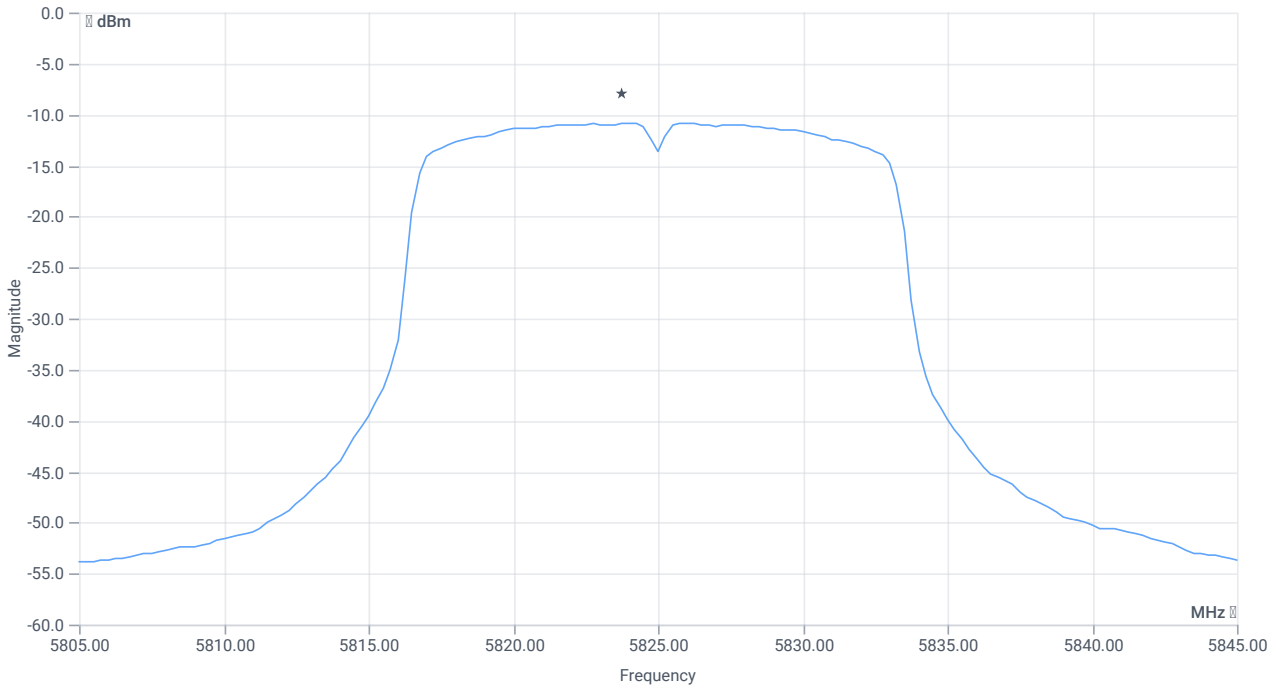

PSD UNII-3

RESULT

DESCRIPTION	LOWER LIMIT	UPPER LIMIT	MEASURED	UNIT	VERDICT
Power spectral density	---	---	-10.84	dBm/0.5MHz	INFO
Duty cycle correction	---	---	0.55	dB	INFO
Power spectral density DC corrected	---	30	-10.29	dBm/0.5MHz	PASS

Verdict
PASS

ISED RSS247 # Max output power and psd ~ WLAN5Gx a mode U-NII-3

References

TC start	26.01.2024 15:40:01
Ambit temp [°C] | humidity [rel%]	26.7 | 37
System version	5.0.1.0
Standard | Version	ISED RSS247 | NI
Method	
Description	ISED Max Output Power & PSD - WLAN5Gx a mode U-NII-3
Information	

EUT Common Settings WLAN5Gx

Number of antenna ports	1
User Interaction	No
Device class UNII_1	Client
Limit W52 japan	Standard

Equipment

Signal analyzer,Rohde&Schwarz,FSV-30,1321.3008K30/103170,3.60
Signaling unit,Rohde&Schwarz,CMW,1201.0002k75/102550,4.0.190
Switch matrix,cetecom advanced GmbH,USM,A001,1.0.0

Test Parameter

Technology to test	WLAN5Gx a mode
EUT port	EUT1
Temperature	nom
Voltage	nom
Frequency low to test	False | Freq [MHz] 5745
Frequency mid to test	False | Freq [MHz] 5785
Frequency high to test	True | Freq [MHz] 5825
Auto control enabled power supply | Climatic Box	No | No
Additional path loss [dB]	0.5
Full path type	EUT_SA_GEN_SIG
Full path name	EUT1.SIG1/EUT1.SA/EUT1.GEN1/EUT1.GEN2/
Switch bits	00010001:00010001:00000000:00000001

Test at TX 5825 MHz

RESULT: Reference power cond.

DESCRIPTION	LOWER LIMIT	UPPER LIMIT	MEASURED	UNIT	VERDICT
Ref. power 1MHz/1MHz cond.	---	---	1.20	dBm	INFO
Ref. frequency	---	---	5828.000	MHz	INFO

Evaluation max. duty cycle

DUTY CYCLE EVALUATION

DESCRIPTION	LOWER LIMIT	UPPER LIMIT	MEASURED	UNIT	VERDICT
Result summary					
Number of detected bursts: 45					
Duty cycle (burst Ratio) max	---	---	0.943	---	INFO
Duty cycle max	---	---	0.255	dB	INFO
Duty cycle (burst Ratio) min	---	---	0.89	---	INFO
Duty cycle min	---	---	0.506	dB	INFO
Max TX burst length	---	---	2.05	ms	INFO
Min gap length	---	---	0.125	ms	INFO
Max gap length	---	---	0.25	ms	INFO

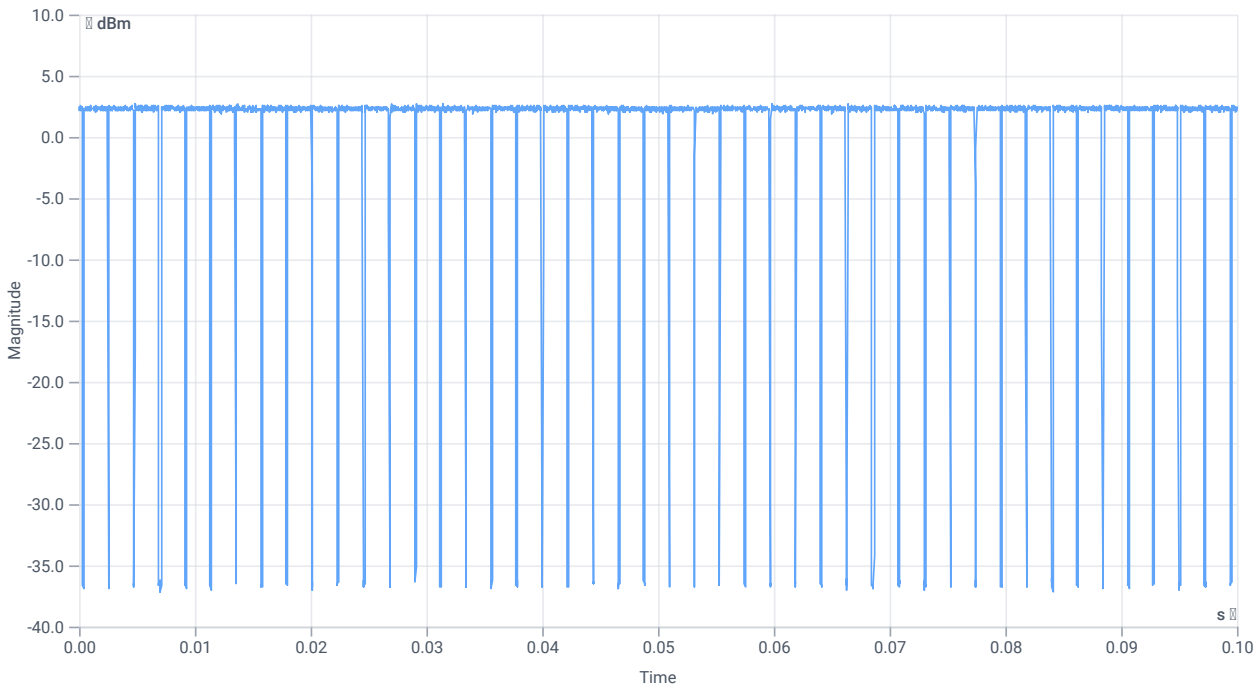

Duty cycle

Evaluation bandwidth

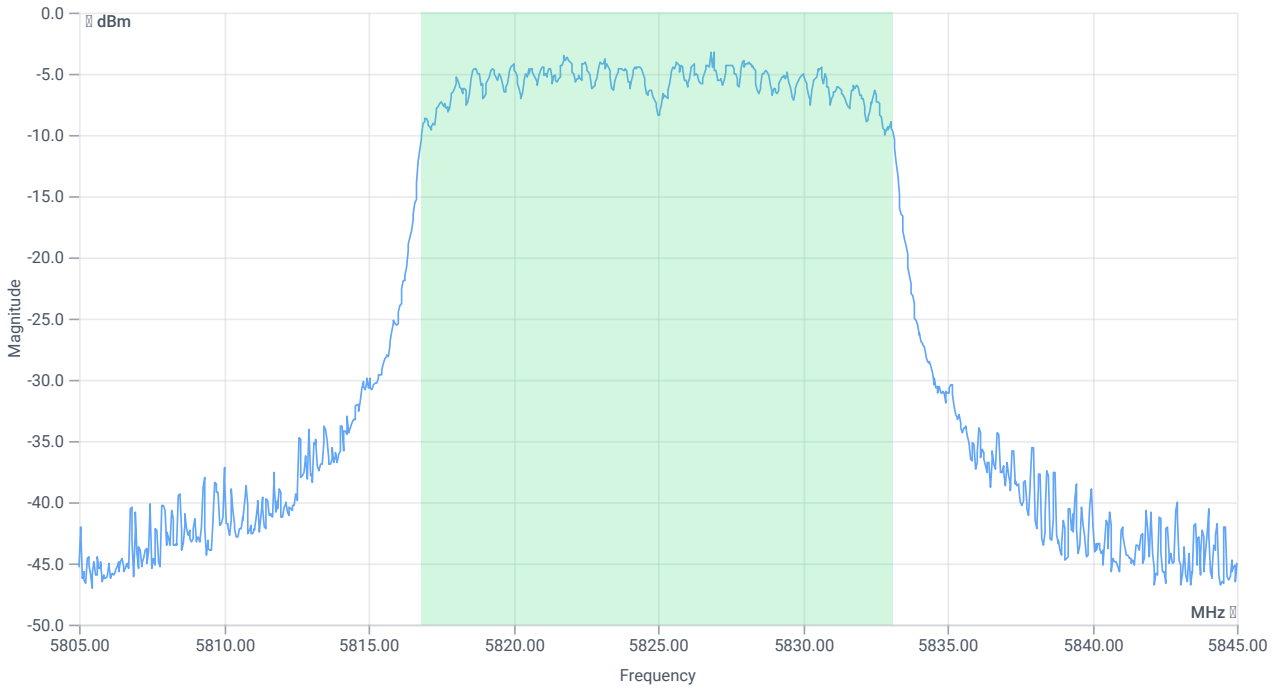

BW 99PCT

RESULT

DESCRIPTION	LOWER LIMIT	UPPER LIMIT	MEASURED	UNIT	VERDICT
Bandwidth 99%	---	---	16.264	MHz	INFO
T1 99%	---	---	5816.8482	MHz	INFO
T2 99%	---	---	5833.1119	MHz	INFO

Maximum Output Power

READ SA SETTINGS:

RefLevel [dBm] | RefLevelOffset [dB] | InpAtt [dB]	13.20 | 10.45 | 20
Start [MHz] | Stop [MHz]	5805.000 | 5845.000
RBW [MHz] | VBW [MHz]	1.000000 | 3.000000
Detector | TraceMode	RMS | MAXH
Sweep: time [ms] | count | points per Section | type	53700 | 1 | 161 | SWE

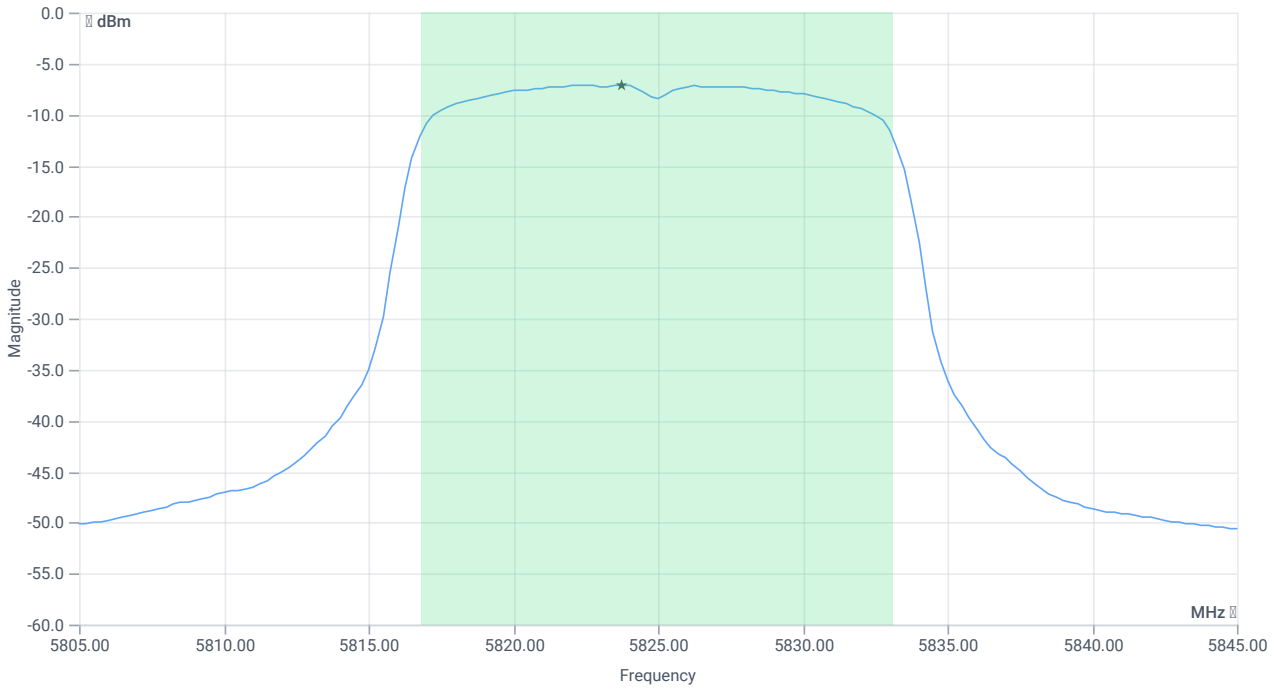

Max OP and PSD

RESULT

DESCRIPTION	LOWER LIMIT	UPPER LIMIT	MEASURED	UNIT	VERDICT
Max output power	---	---	3.85	dBm	INFO
Duty cycle correction	---	---	0.51	dB	INFO
Limit absolute					
Max output power DC corrected	---	30	4.36	dBm	PASS
Limit: 11 dBm + 10 log 16.264					
Max output power DC corrected	---	23.11	4.36	dBm	na

Power Spectral Density U-NII-3

READ SA SETTINGS:

RefLevel [dBm] | RefLevelOffset [dB] | InpAtt [dB]	13.20 | 10.45 | 20
Start [MHz] | Stop [MHz]	5805.000 | 5845.000
RBW [MHz] | VBW [MHz]	0.500000 | 3.000000
Detector | TraceMode	RMS | MAXH
Sweep: time [ms] | count | points per Section | type	53700 | 1 | 161 | SWE

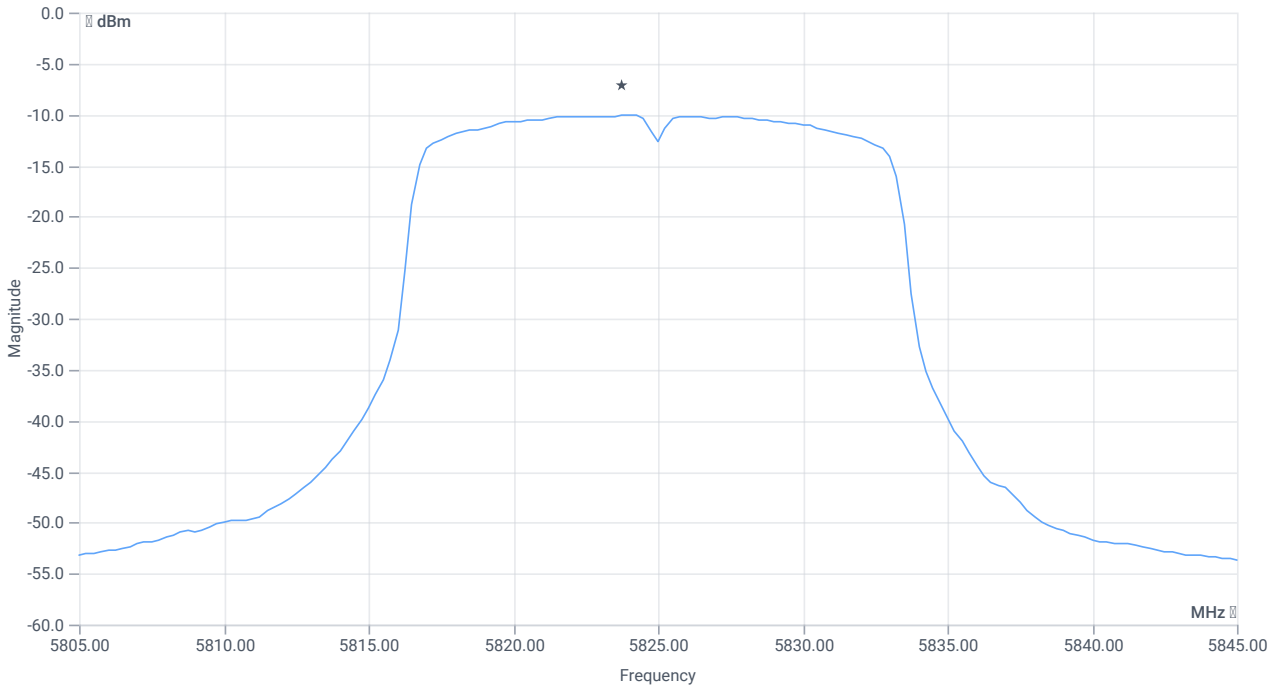

PSD UNII-3

RESULT

DESCRIPTION	LOWER LIMIT	UPPER LIMIT	MEASURED	UNIT	VERDICT
Power spectral density	---	---	-10.07	dBm/0.5MHz	INFO
Duty cycle correction	---	---	0.51	dB	INFO
Power spectral density DC corrected	---	30	-9.56	dBm/0.5MHz	PASS

Verdict
PASS

FCC 15.407 # Max output power and psd ~ WLAN5Gx a mode U-NII-3

References

TC start	26.01.2024 15:37:34
Ambit temp [°C] | humidity [rel%]	26.7 | 36
System version	5.0.1.0
Standard | Version	FCC 15.407 | NI
Method	KDB789033 D02, F., E.2.e.
Description	FCC 15.407 Max Output Power & PSD - WLAN5Gx a mode U-NII-3
Information	

EUT Common Settings WLAN5Gx

Number of antenna ports	1
User Interaction	No
Device class UNII_1	Client
Limit W52 japan	Standard

Equipment

Signal analyzer,Rohde&Schwarz,FSV-30,1321.3008K30/103170,3.60
Signaling unit,Rohde&Schwarz,CMW,1201.0002k75/102550,4.0.190
Switch matrix,cetecom advanced GmbH,USM,A001,1.0.0

Test Parameter

Technology to test	WLAN5Gx a mode
EUT port	EUT1
Temperature	nom
Voltage	nom
Frequency low to test	False | Freq [MHz] 5745
Frequency mid to test	False | Freq [MHz] 5785
Frequency high to test	True | Freq [MHz] 5825
Auto control enabled power supply | Climatic Box	No | No
Additional path loss [dB]	0.5
Full path type	EUT_SA_GEN_SIG
Full path name	EUT1.SIG1/EUT1.SA/EUT1.GEN1/EUT1.GEN2/
Switch bits	00010001:00010001:00000000:00000001

Test at TX 5825 MHz

RESULT: Reference power cond.

DESCRIPTION	LOWER LIMIT	UPPER LIMIT	MEASURED	UNIT	VERDICT
Ref. power 1MHz/1MHz cond.	---	---	1.88	dBm	INFO
Ref. frequency	---	---	5821.400	MHz	INFO

Evaluation max. duty cycle

DUTY CYCLE EVALUATION

DESCRIPTION	LOWER LIMIT	UPPER LIMIT	MEASURED	UNIT	VERDICT
Result summary					
Number of detected bursts: 44					
Duty cycle (burst Ratio) max	---	---	0.943	---	INFO
Duty cycle max	---	---	0.255	dB	INFO
Duty cycle (burst Ratio) min	---	---	0.89	---	INFO
Duty cycle min	---	---	0.506	dB	INFO
Max TX burst length	---	---	2.05	ms	INFO
Min gap length	---	---	0.125	ms	INFO
Max gap length	---	---	0.25	ms	INFO

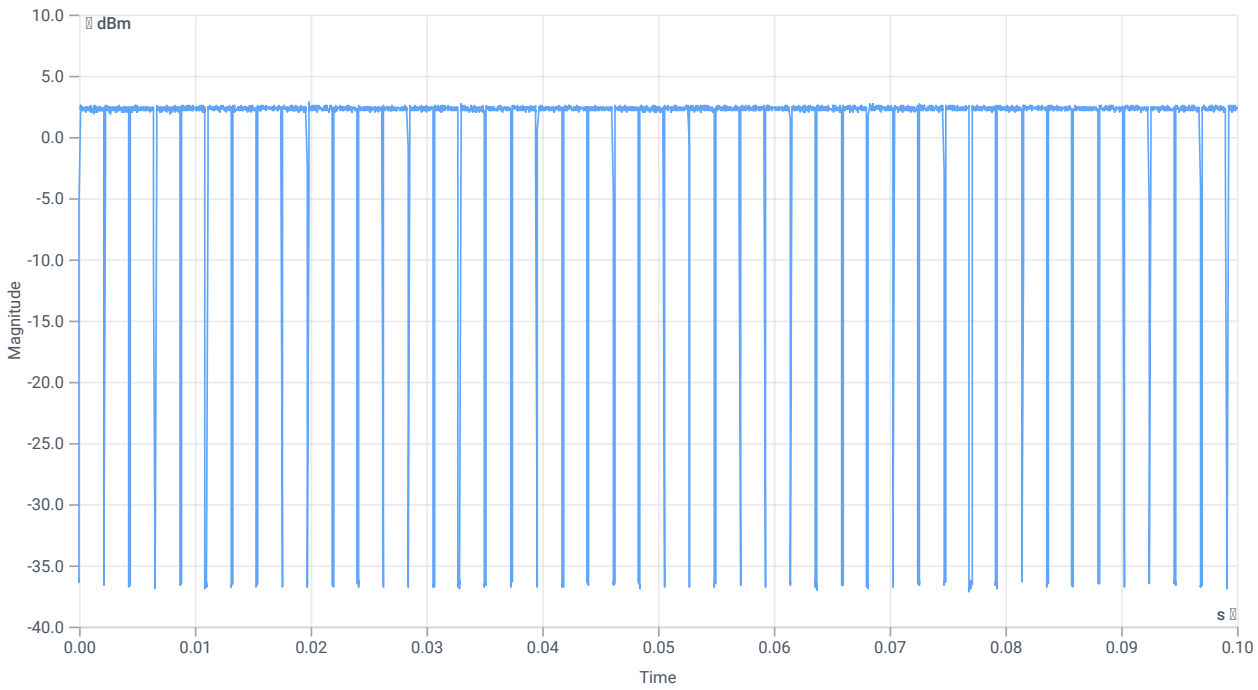

Duty cycle

Evaluation bandwidth

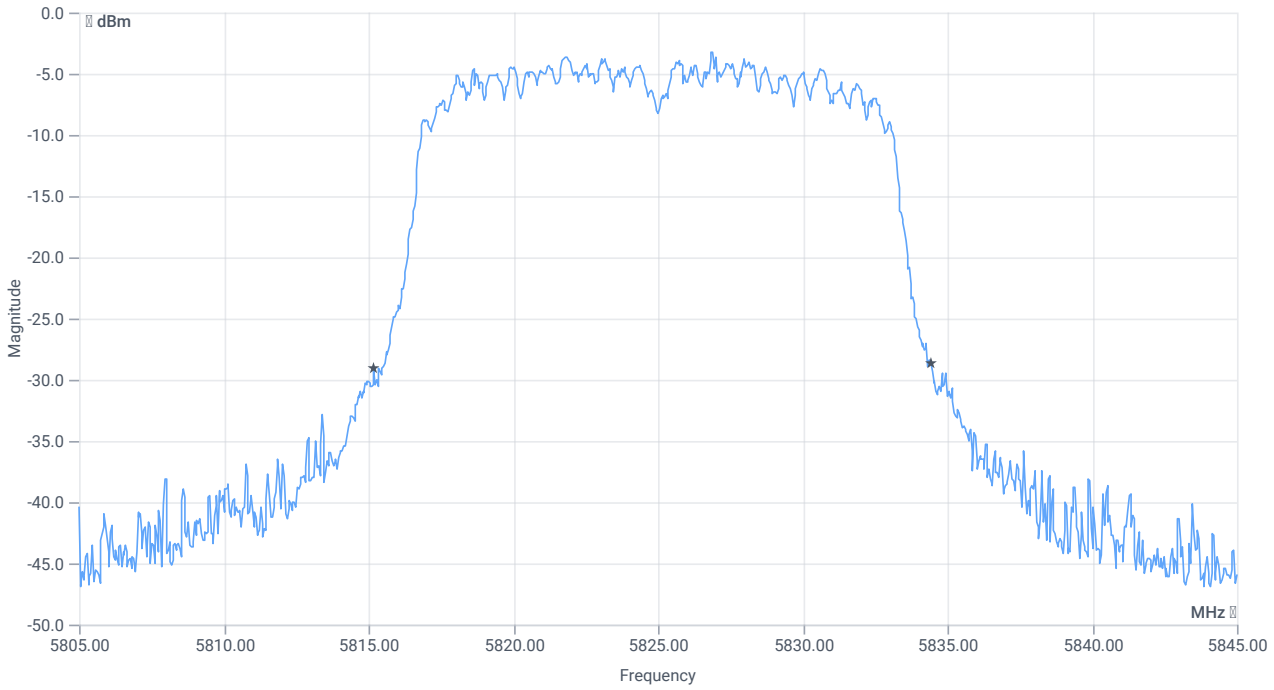

BW 26dB

RESULT

DESCRIPTION	LOWER LIMIT	UPPER LIMIT	MEASURED	UNIT	VERDICT
Bandwidth 26dB	---	---	19.24	MHz	INFO
T1 26dB	---	---	5815.2000	MHz	INFO
T2 26dB	---	---	5834.4400	MHz	INFO

Maximum Output Power

READ SA SETTINGS:

RefLevel [dBm] | RefLevelOffset [dB] | InpAtt [dB]	13.88 | 10.45 | 20
Start [MHz] | Stop [MHz]	5805.000 | 5845.000
RBW [MHz] | VBW [MHz]	1.000000 | 3.000000
Detector | TraceMode	RMS | MAXH
Sweep: time [ms] | count | points per Section | type	53700 | 1 | 161 | SWE

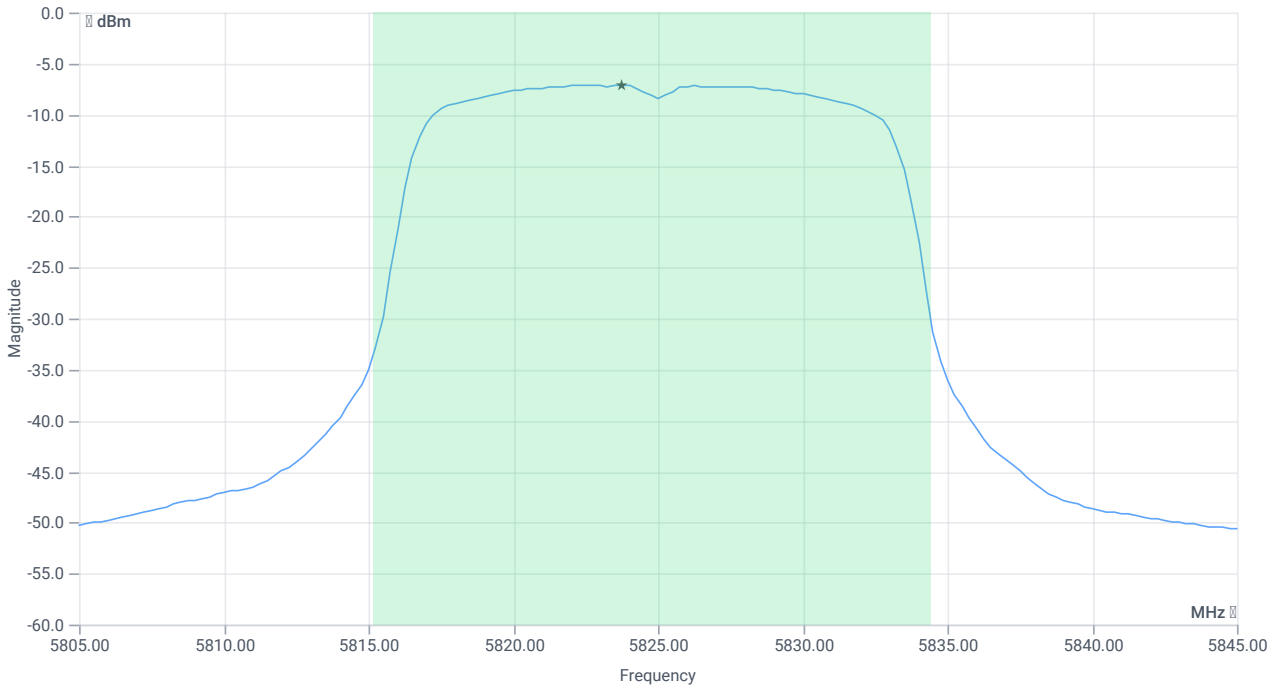

Max OP and PSD

RESULT

DESCRIPTION	LOWER LIMIT	UPPER LIMIT	MEASURED	UNIT	VERDICT
Max output power	---	---	3.95	dBm	INFO
Duty cycle correction	---	---	0.51	dB	INFO
Limit absolute					
Max output power DC corrected	---	30	4.46	dBm	PASS
Limit: 11 dBm + 10 log 19.24					
Max output power DC corrected	---	23.84	4.46	dBm	na

Power Spectral Density U-NII-3

READ SA SETTINGS:

RefLevel [dBm] | RefLevelOffset [dB] | InpAtt [dB]	13.88 | 10.45 | 20
Start [MHz] | Stop [MHz]	5805.000 | 5845.000
RBW [MHz] | VBW [MHz]	0.500000 | 3.000000
Detector | TraceMode	RMS | MAXH
Sweep: time [ms] | count | points per Section | type	53700 | 1 | 161 | SWE

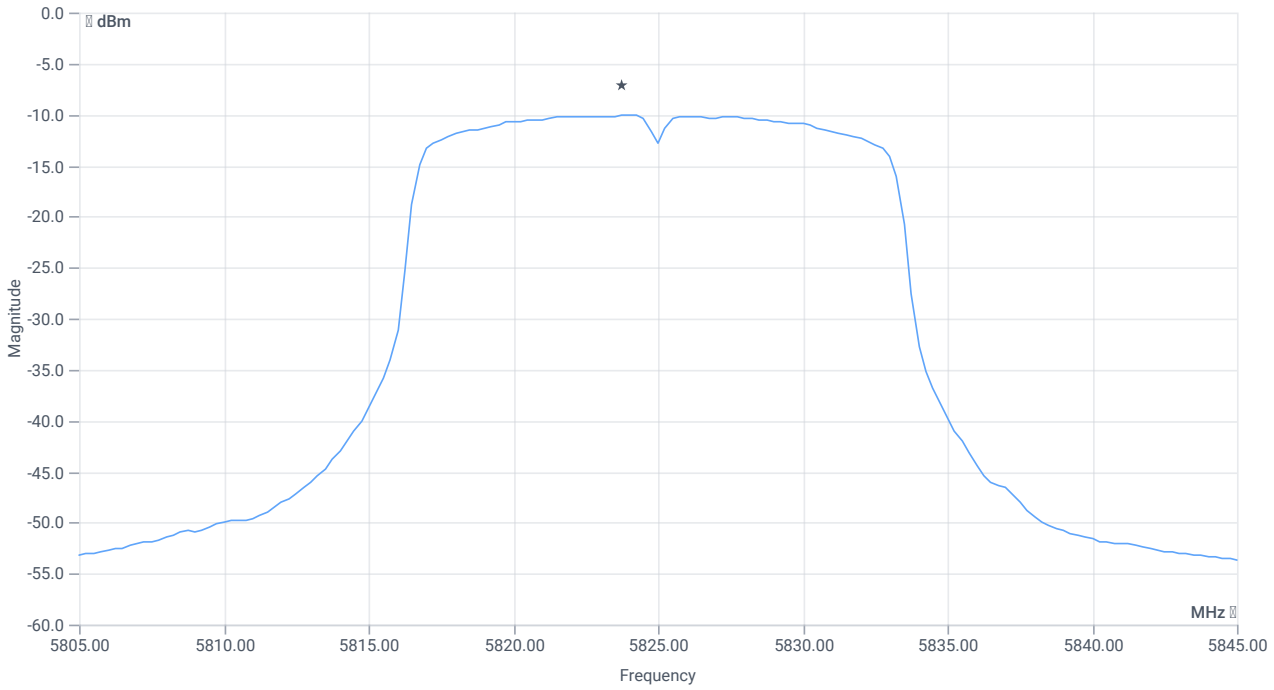

PSD UNII-3

RESULT

DESCRIPTION	LOWER LIMIT	UPPER LIMIT	MEASURED	UNIT	VERDICT
Power spectral density	---	---	-10.06	dBm/0.5MHz	INFO
Duty cycle correction	---	---	0.51	dB	INFO
Power spectral density DC corrected	---	30	-9.55	dBm/0.5MHz	PASS

Verdict
PASS

ISED RSS247 # Max output power and psd ~ WLAN5Gx a mode U-NII-3

References

TC start	26.01.2024 15:31:28
Ambit temp [°C] | humidity [rel%]	26.7 | 36
System version	5.0.1.0
Standard | Version	ISED RSS247 | NI
Method	
Description	ISED Max Output Power & PSD - WLAN5Gx a mode U-NII-3
Information	

EUT Common Settings WLAN5Gx

Number of antenna ports	1
User Interaction	No
Device class UNII_1	Client
Limit W52 japan	Standard

Equipment

Signal analyzer,Rohde&Schwarz,FSV-30,1321.3008K30/103170,3.60
Signaling unit,Rohde&Schwarz,CMW,1201.0002k75/102550,4.0.190
Switch matrix,cetecom advanced GmbH,USM,A001,1.0.0

Test Parameter

Technology to test	WLAN5Gx a mode
EUT port	EUT2
Temperature	nom
Voltage	nom
Frequency low to test	False | Freq [MHz] 5745
Frequency mid to test	True | Freq [MHz] 5785
Frequency high to test	False | Freq [MHz] 5825
Auto control enabled power supply | Climatic Box	No | No
Additional path loss [dB]	0.5
Full path type	EUT_SA_GEN_SIG
Full path name	EUT2.SIG1/EUT2.SA/EUT2.GEN1/EUT2.GEN2/
Switch bits	00100010:00010001:00000000:00000001

Test at TX 5785 MHz

RESULT: Reference power cond.

DESCRIPTION	LOWER LIMIT	UPPER LIMIT	MEASURED	UNIT	VERDICT
Ref. power 1MHz/1MHz cond.	---	---	0.66	dBm	INFO
Ref. frequency	---	---	5780.400	MHz	INFO

Evaluation max. duty cycle

DUTY CYCLE EVALUATION

DESCRIPTION	LOWER LIMIT	UPPER LIMIT	MEASURED	UNIT	VERDICT
Result summary					
Number of detected bursts: 44					
Duty cycle (burst Ratio) max	---	---	0.943	---	INFO
Duty cycle max	---	---	0.255	dB	INFO
Duty cycle (burst Ratio) min	---	---	0.91	---	INFO
Duty cycle min	---	---	0.41	dB	INFO
Max TX burst length	---	---	2.05	ms	INFO
Min gap length	---	---	0.125	ms	INFO
Max gap length	---	---	0.2	ms	INFO

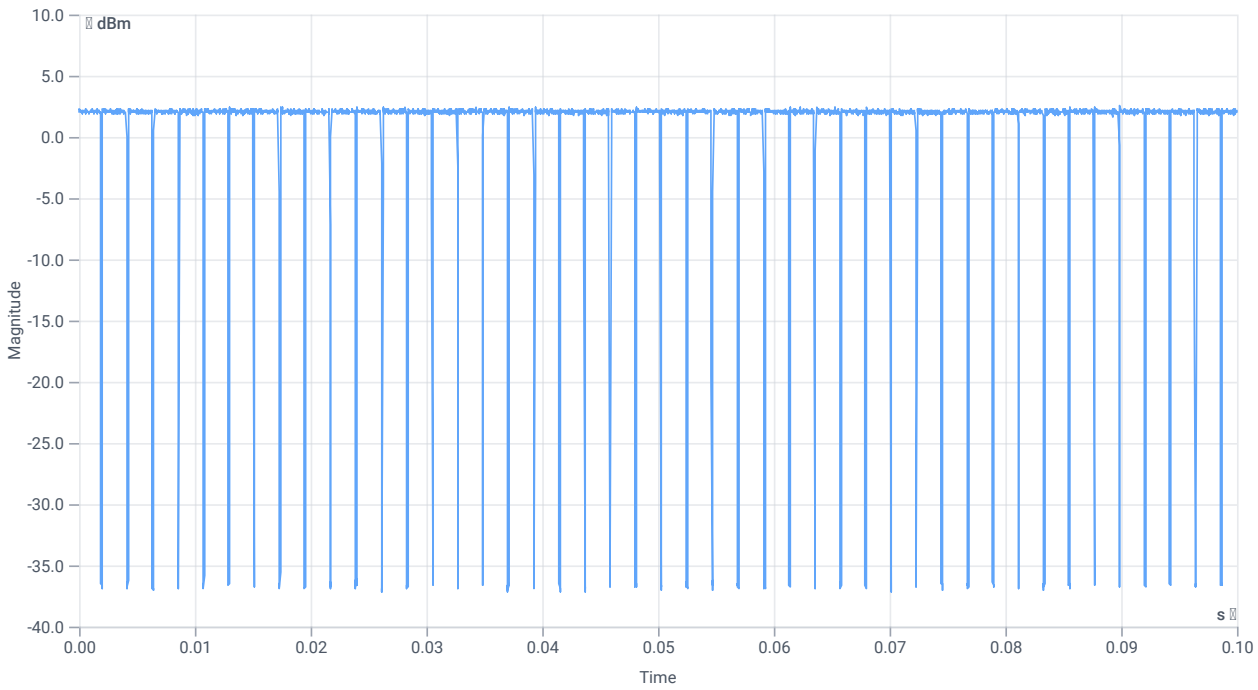

Duty cycle

Evaluation bandwidth

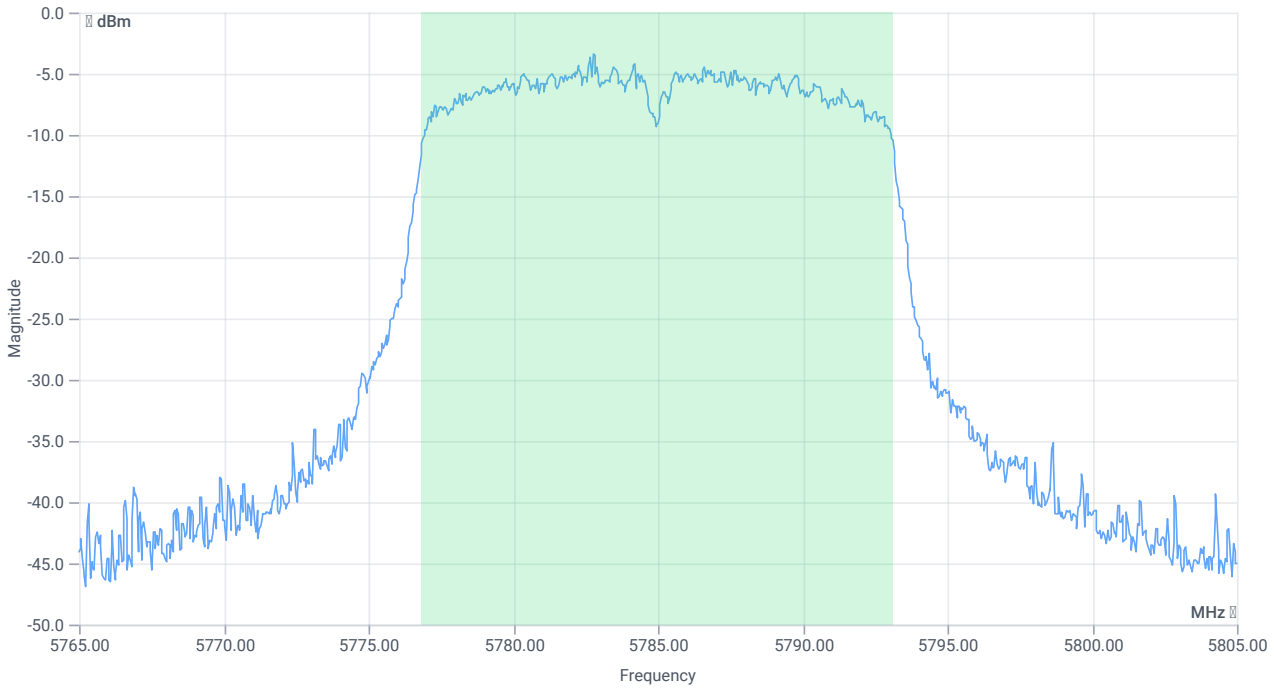

BW 99PCT

RESULT

DESCRIPTION	LOWER LIMIT	UPPER LIMIT	MEASURED	UNIT	VERDICT
Bandwidth 99%	---	---	16.304	MHz	INFO
T1 99%	---	---	5776.8082	MHz	INFO
T2 99%	---	---	5793.1119	MHz	INFO

Maximum Output Power

READ SA SETTINGS:

RefLevel [dBm] | RefLevelOffset [dB] | InpAtt [dB]	12.66 | 10.41 | 20
Start [MHz] | Stop [MHz]	5765.000 | 5805.000
RBW [MHz] | VBW [MHz]	1.000000 | 3.000000
Detector | TraceMode	RMS | MAXH
Sweep: time [ms] | count | points per Section | type	53700 | 1 | 161 | SWE

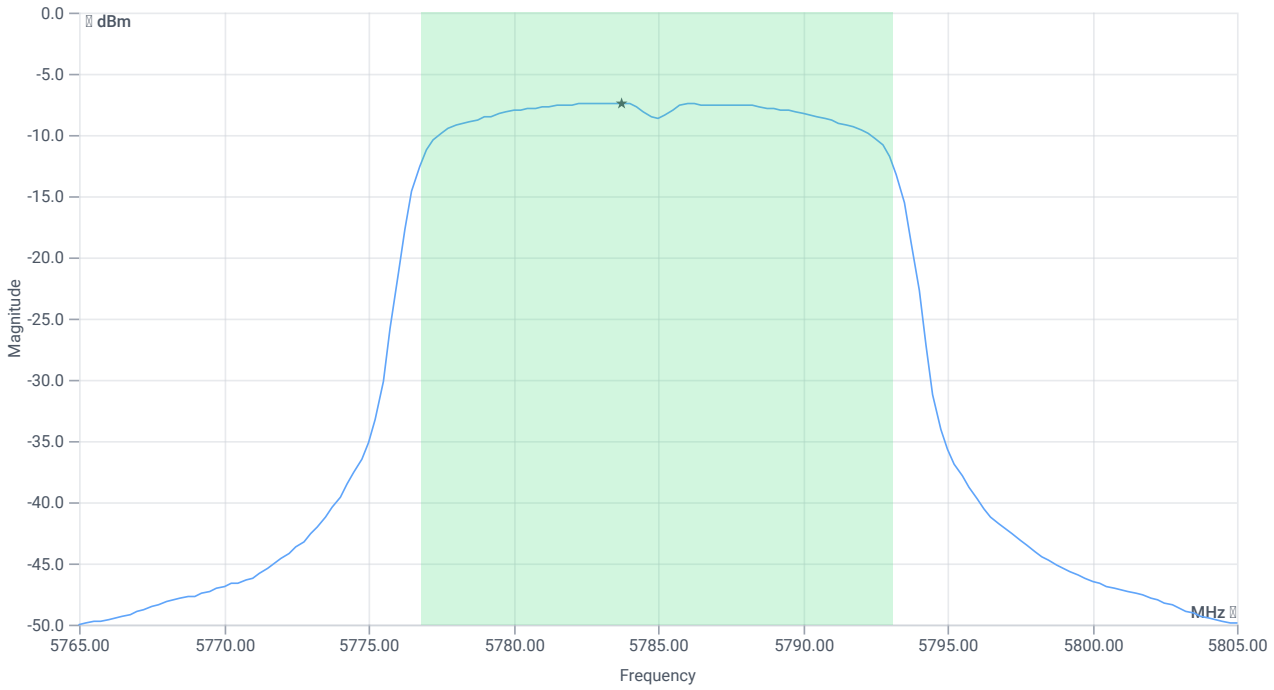

Max OP and PSD

RESULT

DESCRIPTION	LOWER LIMIT	UPPER LIMIT	MEASURED	UNIT	VERDICT
Max output power	---	---	3.59	dBm	INFO
Duty cycle correction	---	---	0.41	dB	INFO
Limit absolute					
Max output power DC corrected	---	30	4	dBm	PASS
Limit: 11 dBm + 10 log 16.304					
Max output power DC corrected	---	23.12	4	dBm	na

Power Spectral Density U-NII-3

READ SA SETTINGS:

RefLevel [dBm] | RefLevelOffset [dB] | InpAtt [dB]	12.66 | 10.41 | 20
Start [MHz] | Stop [MHz]	5765.000 | 5805.000
RBW [MHz] | VBW [MHz]	0.500000 | 3.000000
Detector | TraceMode	RMS | MAXH
Sweep: time [ms] | count | points per Section | type	53700 | 1 | 161 | SWE

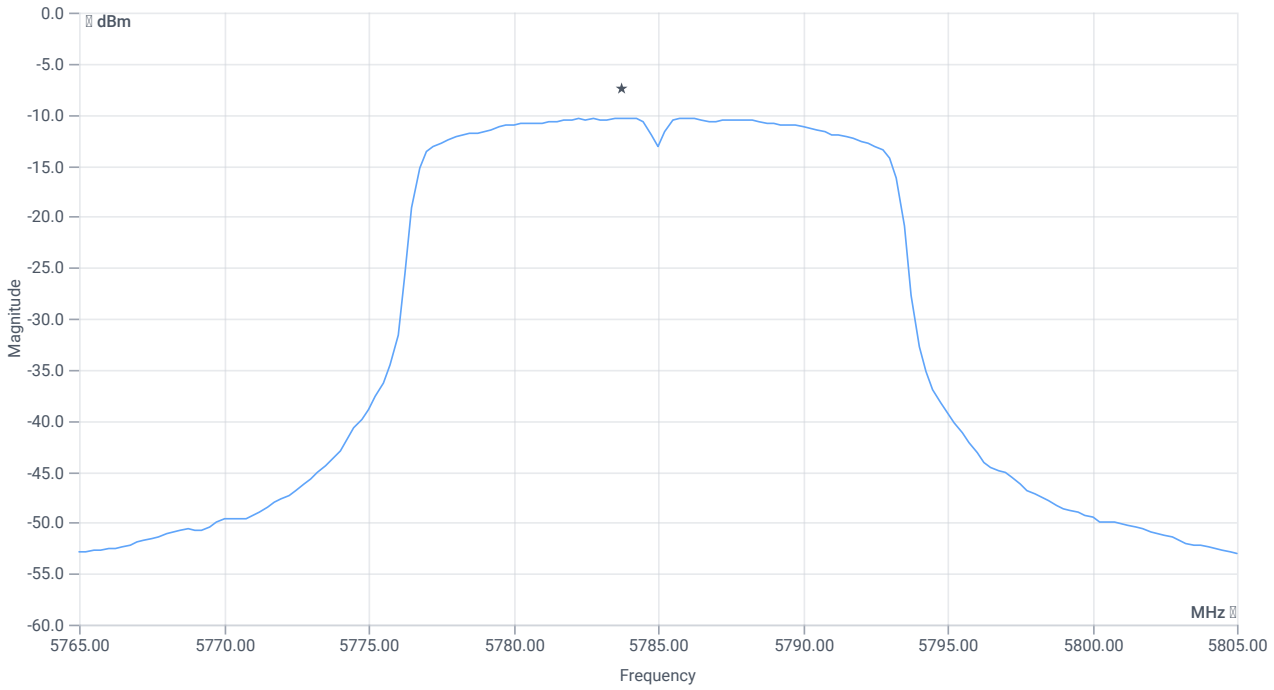

PSD UNII-3

RESULT

DESCRIPTION	LOWER LIMIT	UPPER LIMIT	MEASURED	UNIT	VERDICT
Power spectral density	---	---	-10.32	dBm/0.5MHz	INFO
Duty cycle correction	---	---	0.41	dB	INFO
Power spectral density DC corrected	---	30	-9.91	dBm/0.5MHz	PASS

Verdict
PASS

FCC 15.407 # Max output power and psd ~ WLAN5Gx a mode U-NII-3

References

TC start	26.01.2024 15:29:01
Ambit temp [°C] | humidity [rel%]	26.7 | 36
System version	5.0.1.0
Standard | Version	FCC 15.407 | NI
Method	KDB789033 D02, F., E.2.e.
Description	FCC 15.407 Max Output Power & PSD - WLAN5Gx a mode U-NII-3
Information	

EUT Common Settings WLAN5Gx

Number of antenna ports	1
User Interaction	No
Device class UNII_1	Client
Limit W52 japan	Standard

Equipment

Signal analyzer,Rohde&Schwarz,FSV-30,1321.3008K30/103170,3.60
Signaling unit,Rohde&Schwarz,CMW,1201.0002k75/102550,4.0.190
Switch matrix,cetecom advanced GmbH,USM,A001,1.0.0

Test Parameter

Technology to test	WLAN5Gx a mode
EUT port	EUT2
Temperature	nom
Voltage	nom
Frequency low to test	False | Freq [MHz] 5745
Frequency mid to test	True | Freq [MHz] 5785
Frequency high to test	False | Freq [MHz] 5825
Auto control enabled power supply | Climatic Box	No | No
Additional path loss [dB]	0.5
Full path type	EUT_SA_GEN_SIG
Full path name	EUT2.SIG1/EUT2.SA/EUT2.GEN1/EUT2.GEN2/
Switch bits	00100010:00010001:00000000:00000001

Test at TX 5785 MHz

RESULT: Reference power cond.

DESCRIPTION	LOWER LIMIT	UPPER LIMIT	MEASURED	UNIT	VERDICT
Ref. power 1MHz/1MHz cond.	---	---	0.71	dBm	INFO
Ref. frequency	---	---	5784.200	MHz	INFO

Evaluation max. duty cycle

DUTY CYCLE EVALUATION

DESCRIPTION	LOWER LIMIT	UPPER LIMIT	MEASURED	UNIT	VERDICT
Result summary					
Number of detected bursts: 44					
Duty cycle (burst Ratio) max	---	---	0.943	---	INFO
Duty cycle max	---	---	0.255	dB	INFO
Duty cycle (burst Ratio) min	---	---	0.9	---	INFO
Duty cycle min	---	---	0.458	dB	INFO
Max TX burst length	---	---	2.05	ms	INFO
Min gap length	---	---	0.125	ms	INFO
Max gap length	---	---	0.225	ms	INFO

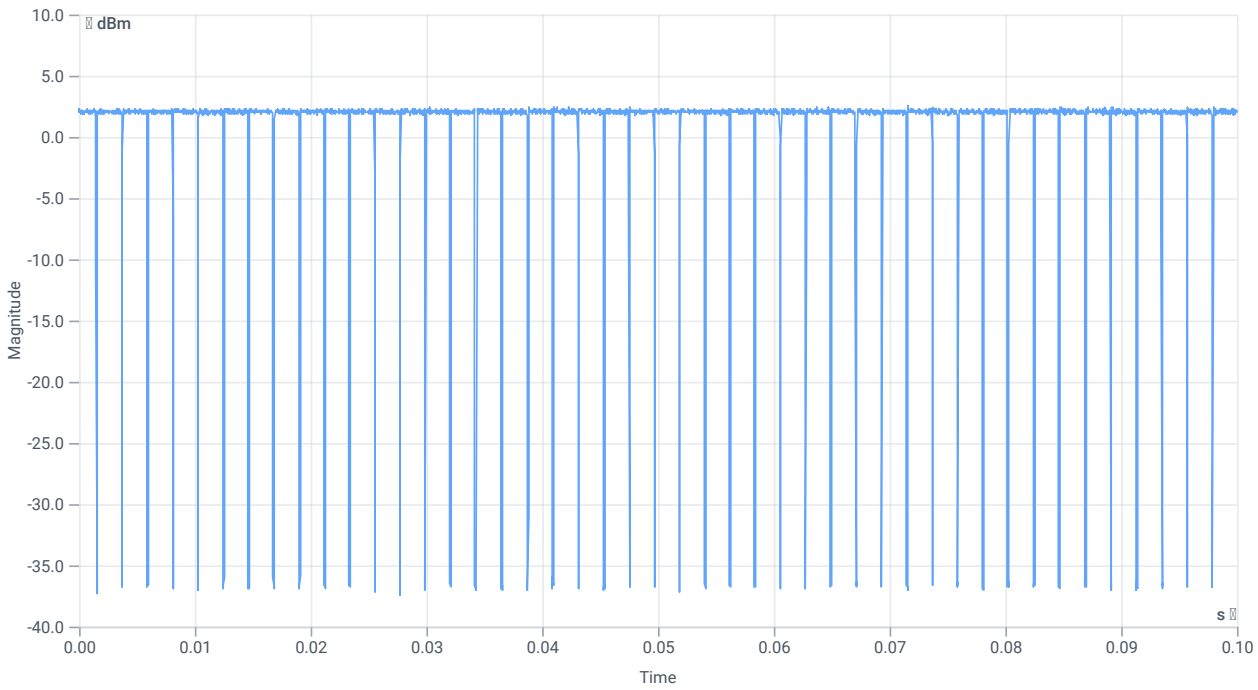

Duty cycle

Evaluation bandwidth

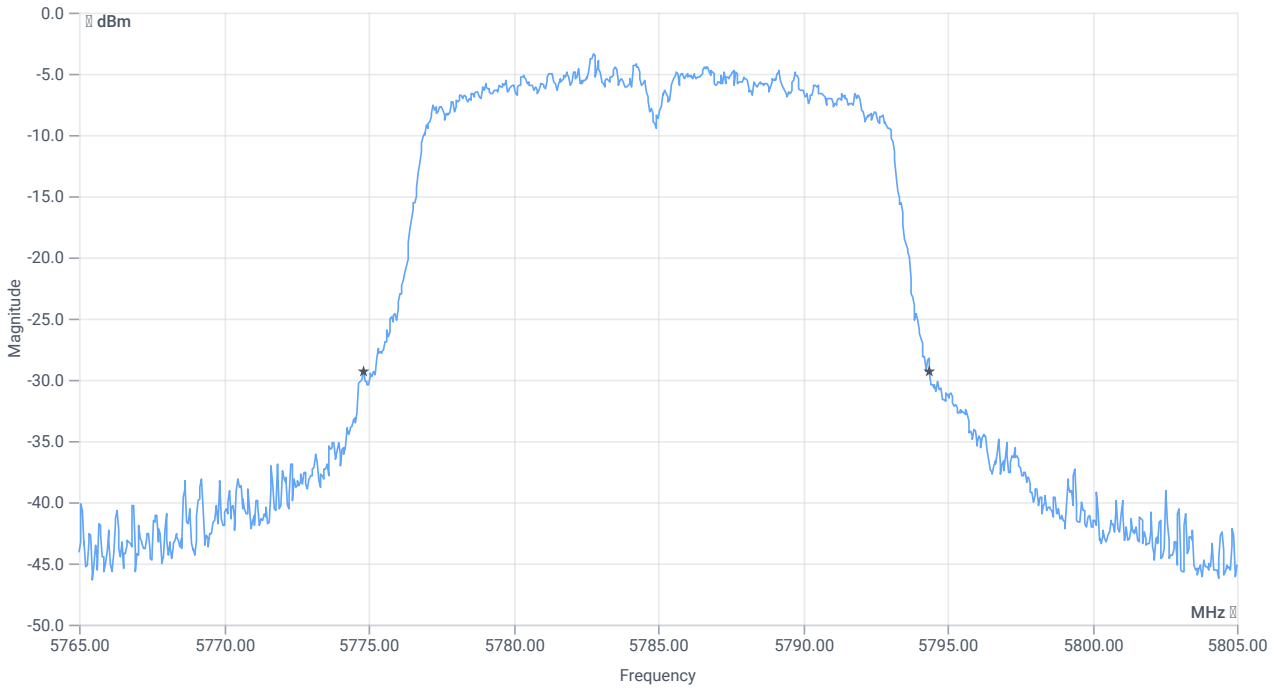

BW 26dB

RESULT

DESCRIPTION	LOWER LIMIT	UPPER LIMIT	MEASURED	UNIT	VERDICT
Bandwidth 26dB	---	---	19.6	MHz	INFO
T1 26dB	---	---	5774.8000	MHz	INFO
T2 26dB	---	---	5794.4000	MHz	INFO

Maximum Output Power

READ SA SETTINGS:

RefLevel [dBm] | RefLevelOffset [dB] | InpAtt [dB]	12.71 | 10.41 | 20
Start [MHz] | Stop [MHz]	5765.000 | 5805.000
RBW [MHz] | VBW [MHz]	1.000000 | 3.000000
Detector | TraceMode	RMS | MAXH
Sweep: time [ms] | count | points per Section | type	53700 | 1 | 161 | SWE

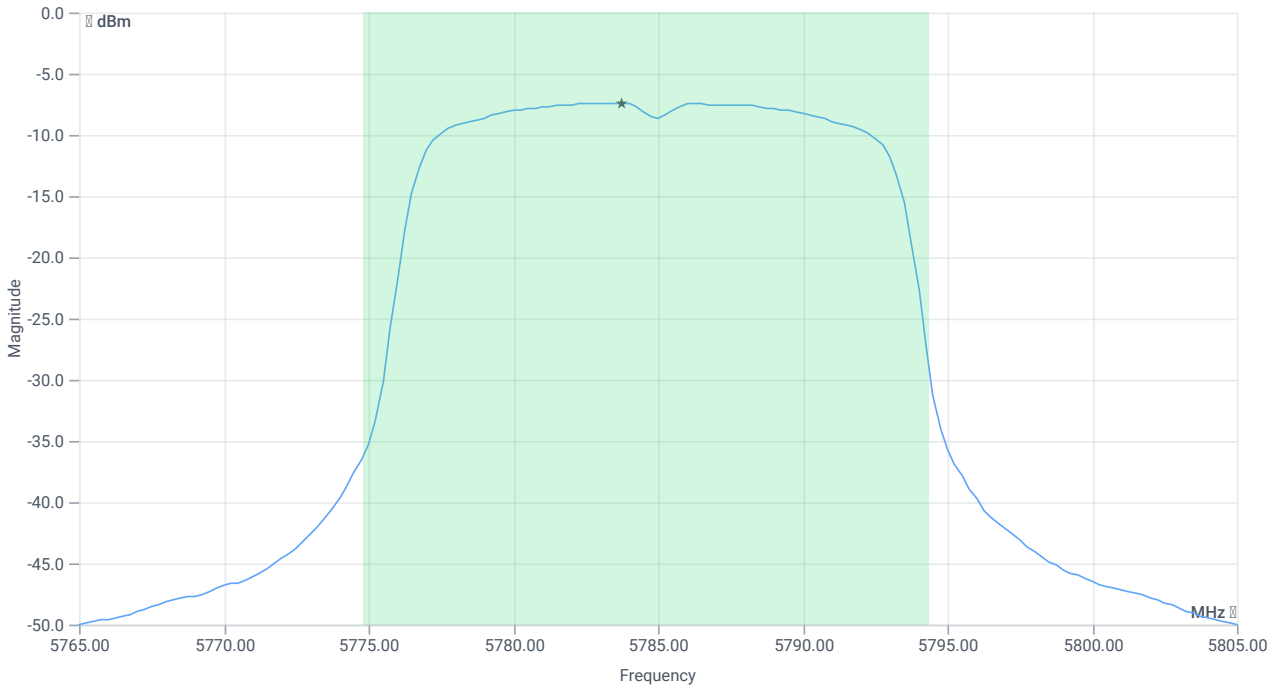

Max OP and PSD

RESULT

DESCRIPTION	LOWER LIMIT	UPPER LIMIT	MEASURED	UNIT	VERDICT
Max output power	---	---	3.67	dBm	INFO
Duty cycle correction	---	---	0.46	dB	INFO
Limit absolute					
Max output power DC corrected	---	30	4.13	dBm	PASS
Limit: 11 dBm + 10 log 19.6					
Max output power DC corrected	---	23.92	4.13	dBm	na

Power Spectral Density U-NII-3

READ SA SETTINGS:

RefLevel [dBm] | RefLevelOffset [dB] | InpAtt [dB]	12.71 | 10.41 | 20
Start [MHz] | Stop [MHz]	5765.000 | 5805.000
RBW [MHz] | VBW [MHz]	0.500000 | 3.000000
Detector | TraceMode	RMS | MAXH
Sweep: time [ms] | count | points per Section | type	53700 | 1 | 161 | SWE

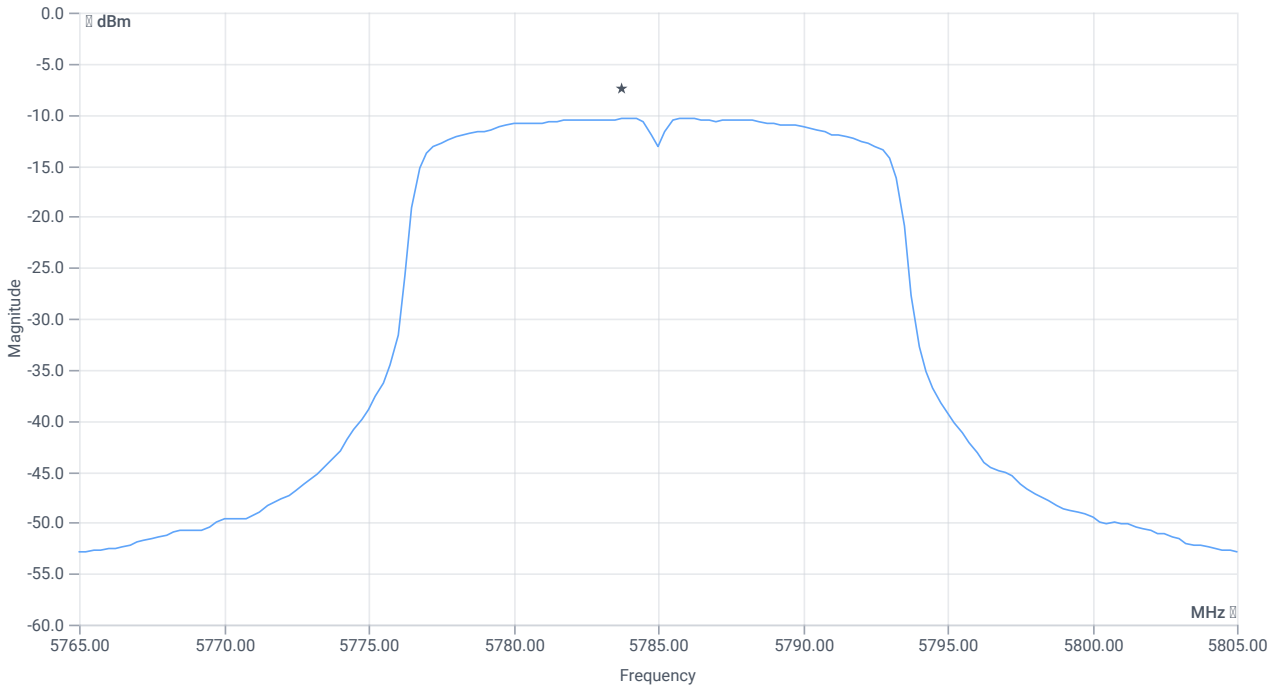

PSD UNII-3

RESULT

DESCRIPTION	LOWER LIMIT	UPPER LIMIT	MEASURED	UNIT	VERDICT
Power spectral density	---	---	-10.36	dBm/0.5MHz	INFO
Duty cycle correction	---	---	0.46	dB	INFO
Power spectral density DC corrected	---	30	-9.9	dBm/0.5MHz	PASS

Verdict
PASS

ISED RSS247 # Max output power and psd ~ WLAN5Gx a mode U-NII-3

References

TC start	26.01.2024 15:24:06
Ambit temp [°C] | humidity [rel%]	26.7 | 36
System version	5.0.1.0
Standard | Version	ISED RSS247 | NI
Method	
Description	ISED Max Output Power & PSD - WLAN5Gx a mode U-NII-3
Information	

EUT Common Settings WLAN5Gx

Number of antenna ports	1
User Interaction	No
Device class UNII_1	Client
Limit W52 japan	Standard

Equipment

Signal analyzer,Rohde&Schwarz,FSV-30,1321.3008K30/103170,3.60
Signaling unit,Rohde&Schwarz,CMW,1201.0002k75/102550,4.0.190
Switch matrix,cetecom advanced GmbH,USM,A001,1.0.0

Test Parameter

Technology to test	WLAN5Gx a mode
EUT port	EUT1
Temperature	nom
Voltage	nom
Frequency low to test	False | Freq [MHz] 5745
Frequency mid to test	True | Freq [MHz] 5785
Frequency high to test	False | Freq [MHz] 5825
Auto control enabled power supply | Climatic Box	No | No
Additional path loss [dB]	0.5
Full path type	EUT_SA_GEN_SIG
Full path name	EUT1.SIG1/EUT1.SA/EUT1.GEN1/EUT1.GEN2/
Switch bits	00010001:00010001:00000000:00000001

Test at TX 5785 MHz

RESULT: Reference power cond.

DESCRIPTION	LOWER LIMIT	UPPER LIMIT	MEASURED	UNIT	VERDICT
Ref. power 1MHz/1MHz cond.	---	---	3.19	dBm	INFO
Ref. frequency	---	---	5787.600	MHz	INFO

Evaluation max. duty cycle

DUTY CYCLE EVALUATION

DESCRIPTION	LOWER LIMIT	UPPER LIMIT	MEASURED	UNIT	VERDICT
Result summary					
Number of detected bursts: 44					
Duty cycle (burst Ratio) max	---	---	0.943	---	INFO
Duty cycle max	---	---	0.255	dB	INFO
Duty cycle (burst Ratio) min	---	---	0.9	---	INFO
Duty cycle min	---	---	0.458	dB	INFO
Max TX burst length	---	---	2.05	ms	INFO
Min gap length	---	---	0.125	ms	INFO
Max gap length	---	---	0.225	ms	INFO

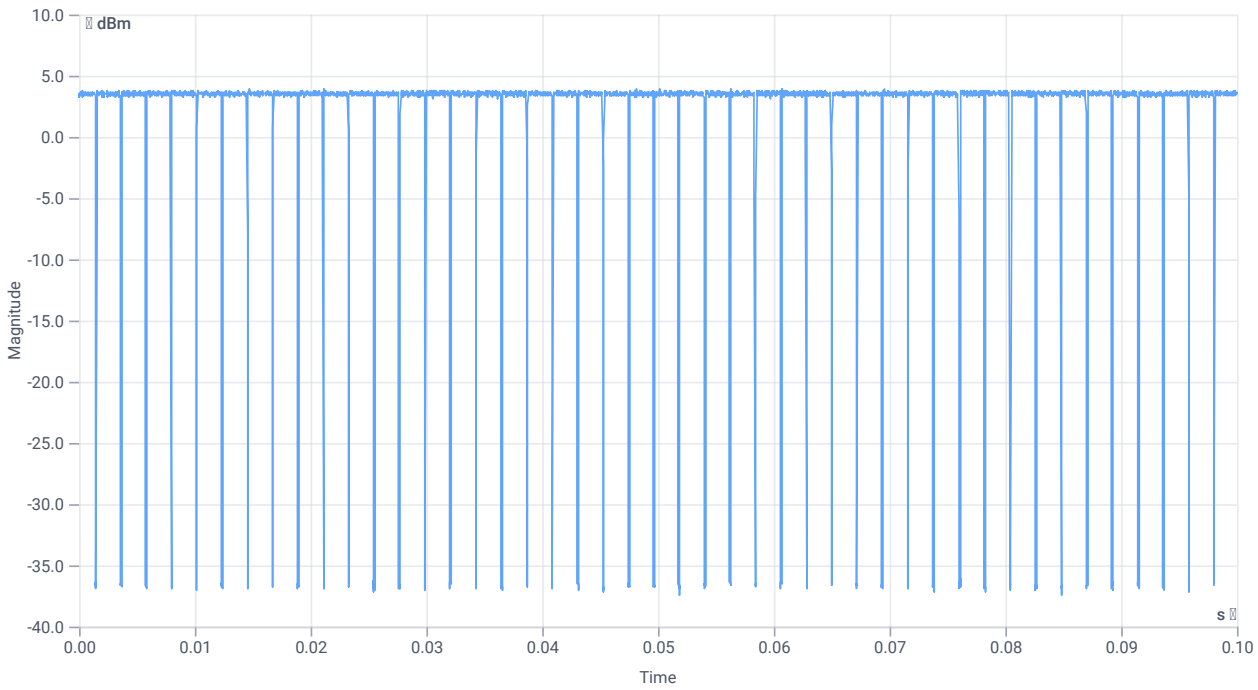

Duty cycle

Evaluation bandwidth

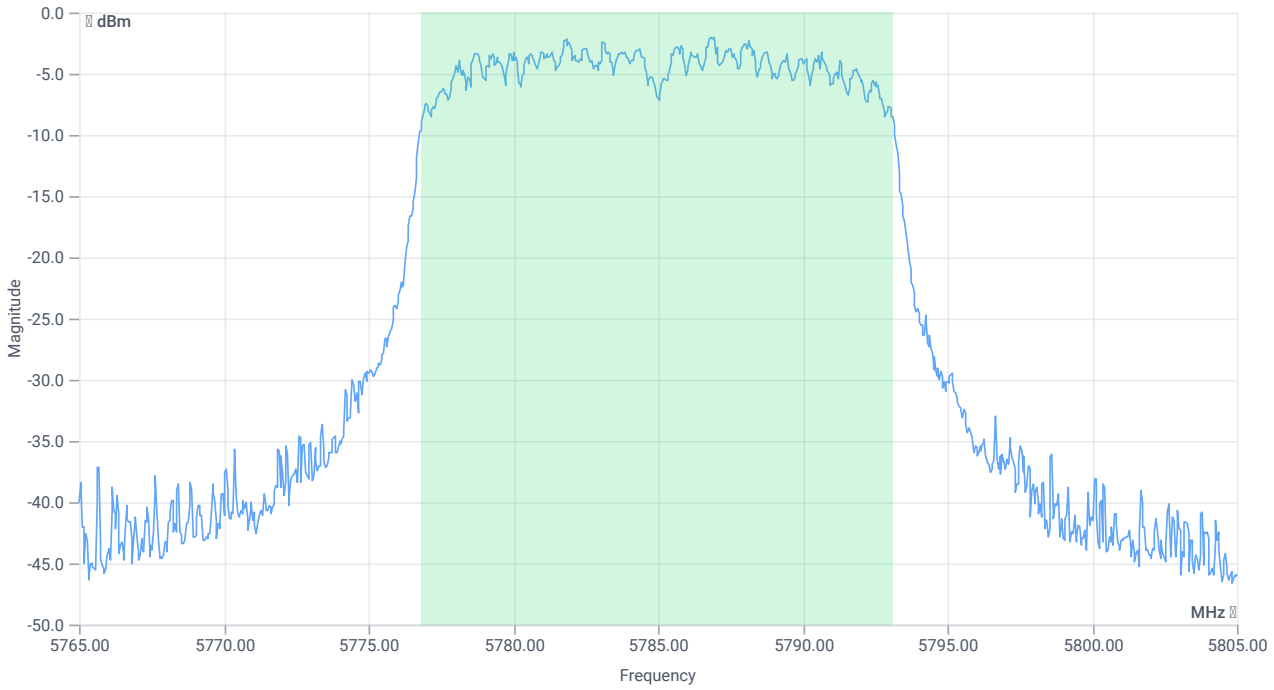

BW 99PCT

RESULT

DESCRIPTION	LOWER LIMIT	UPPER LIMIT	MEASURED	UNIT	VERDICT
Bandwidth 99%	---	---	16.264	MHz	INFO
T1 99%	---	---	5776.8482	MHz	INFO
T2 99%	---	---	5793.1119	MHz	INFO

Maximum Output Power

READ SA SETTINGS:

RefLevel [dBm] | RefLevelOffset [dB] | InpAtt [dB]	15.19 | 10.38 | 20
Start [MHz] | Stop [MHz]	5765.000 | 5805.000
RBW [MHz] | VBW [MHz]	1.000000 | 3.000000
Detector | TraceMode	RMS | MAXH
Sweep: time [ms] | count | points per Section | type	53700 | 1 | 161 | SWE

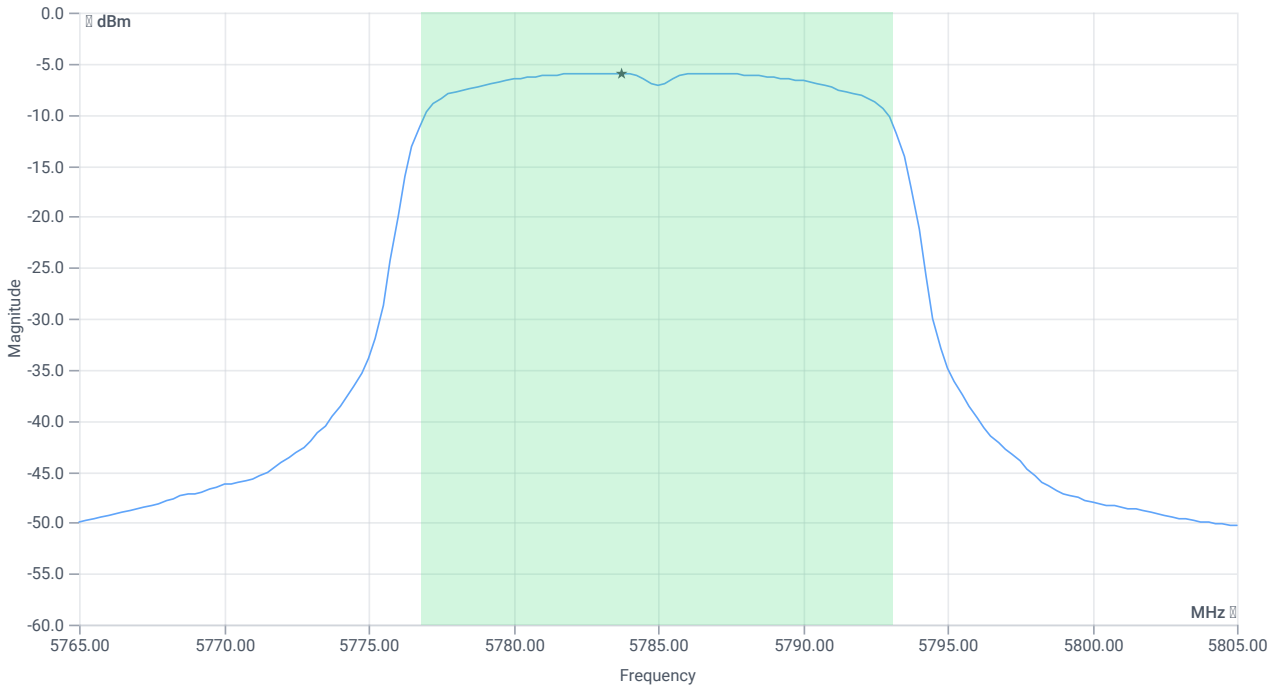

Max OP and PSD

RESULT

DESCRIPTION	LOWER LIMIT	UPPER LIMIT	MEASURED	UNIT	VERDICT
Max output power	---	---	5.07	dBm	INFO
Duty cycle correction	---	---	0.46	dB	INFO
Limit absolute					
Max output power DC corrected	---	30	5.53	dBm	PASS
Limit: 11 dBm + 10 log 16.264					
Max output power DC corrected	---	23.11	5.53	dBm	na

Power Spectral Density U-NII-3

READ SA SETTINGS:

RefLevel [dBm] | RefLevelOffset [dB] | InpAtt [dB]	15.19 | 10.38 | 20
Start [MHz] | Stop [MHz]	5765.000 | 5805.000
RBW [MHz] | VBW [MHz]	0.500000 | 3.000000
Detector | TraceMode	RMS | MAXH
Sweep: time [ms] | count | points per Section | type	53700 | 1 | 161 | SWE

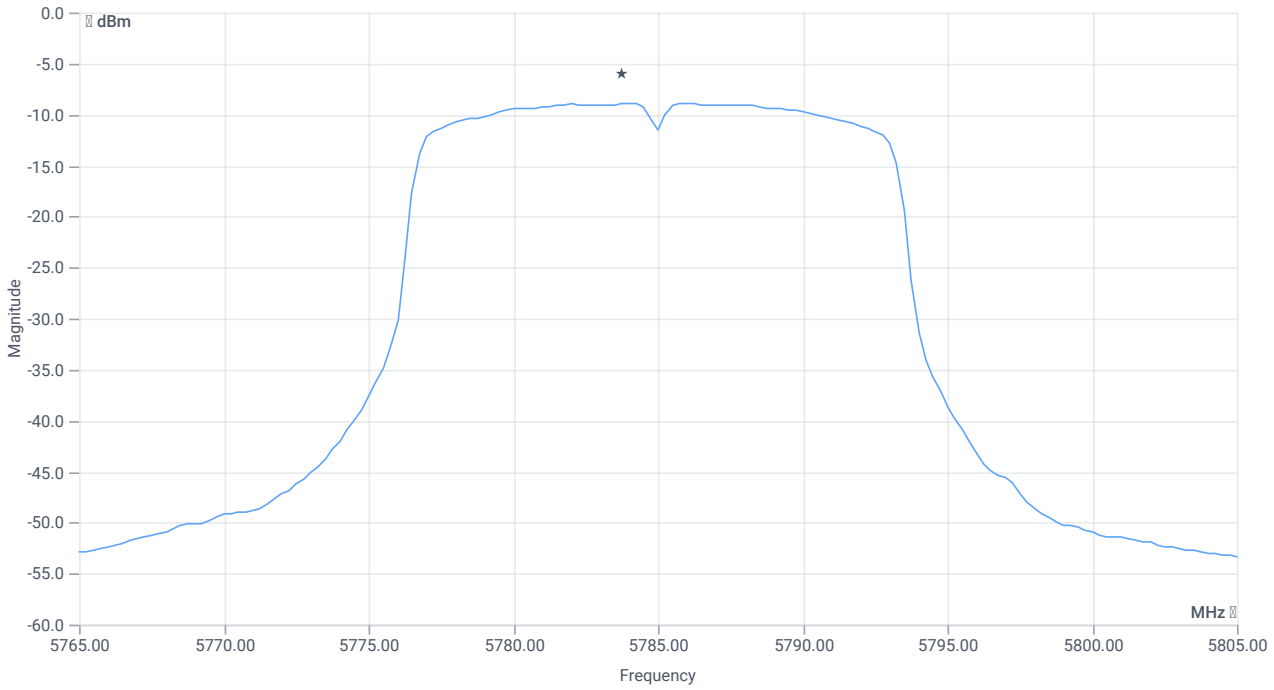

PSD UNII-3

RESULT

DESCRIPTION	LOWER LIMIT	UPPER LIMIT	MEASURED	UNIT	VERDICT
Power spectral density	---	---	-8.84	dBm/0.5MHz	INFO
Duty cycle correction	---	---	0.46	dB	INFO
Power spectral density DC corrected	---	30	-8.38	dBm/0.5MHz	PASS

Verdict
PASS

FCC 15.407 # Max output power and psd ~ WLAN5Gx a mode U-NII-3

References

TC start	26.01.2024 15:21:38
Ambit temp [°C] | humidity [rel%]	26.7 | 36
System version	5.0.1.0
Standard | Version	FCC 15.407 | NI
Method	KDB789033 D02, F., E.2.e.
Description	FCC 15.407 Max Output Power & PSD - WLAN5Gx a mode U-NII-3
Information	

EUT Common Settings WLAN5Gx

Number of antenna ports	1
User Interaction	No
Device class UNII_1	Client
Limit W52 japan	Standard

Equipment

Signal analyzer,Rohde&Schwarz,FSV-30,1321.3008K30/103170,3.60
Signaling unit,Rohde&Schwarz,CMW,1201.0002k75/102550,4.0.190
Switch matrix,cetecom advanced GmbH,USM,A001,1.0.0

Test Parameter

Technology to test	WLAN5Gx a mode
EUT port	EUT1
Temperature	nom
Voltage	nom
Frequency low to test	False | Freq [MHz] 5745
Frequency mid to test	True | Freq [MHz] 5785
Frequency high to test	False | Freq [MHz] 5825
Auto control enabled power supply | Climatic Box	No | No
Additional path loss [dB]	0.5
Full path type	EUT_SA_GEN_SIG
Full path name	EUT1.SIG1/EUT1.SA/EUT1.GEN1/EUT1.GEN2/
Switch bits	00010001:00010001:00000000:00000001

Test at TX 5785 MHz

RESULT: Reference power cond.

DESCRIPTION	LOWER LIMIT	UPPER LIMIT	MEASURED	UNIT	VERDICT
Ref. power 1MHz/1MHz cond.	---	---	3.36	dBm	INFO
Ref. frequency	---	---	5787.800	MHz	INFO

Evaluation max. duty cycle

DUTY CYCLE EVALUATION

DESCRIPTION	LOWER LIMIT	UPPER LIMIT	MEASURED	UNIT	VERDICT
Result summary					
Number of detected bursts: 45					
Duty cycle (burst Ratio) max	---	---	0.943	---	INFO
Duty cycle max	---	---	0.255	dB	INFO
Duty cycle (burst Ratio) min	---	---	0.9	---	INFO
Duty cycle min	---	---	0.458	dB	INFO
Max TX burst length	---	---	2.05	ms	INFO
Min gap length	---	---	0.125	ms	INFO
Max gap length	---	---	0.225	ms	INFO

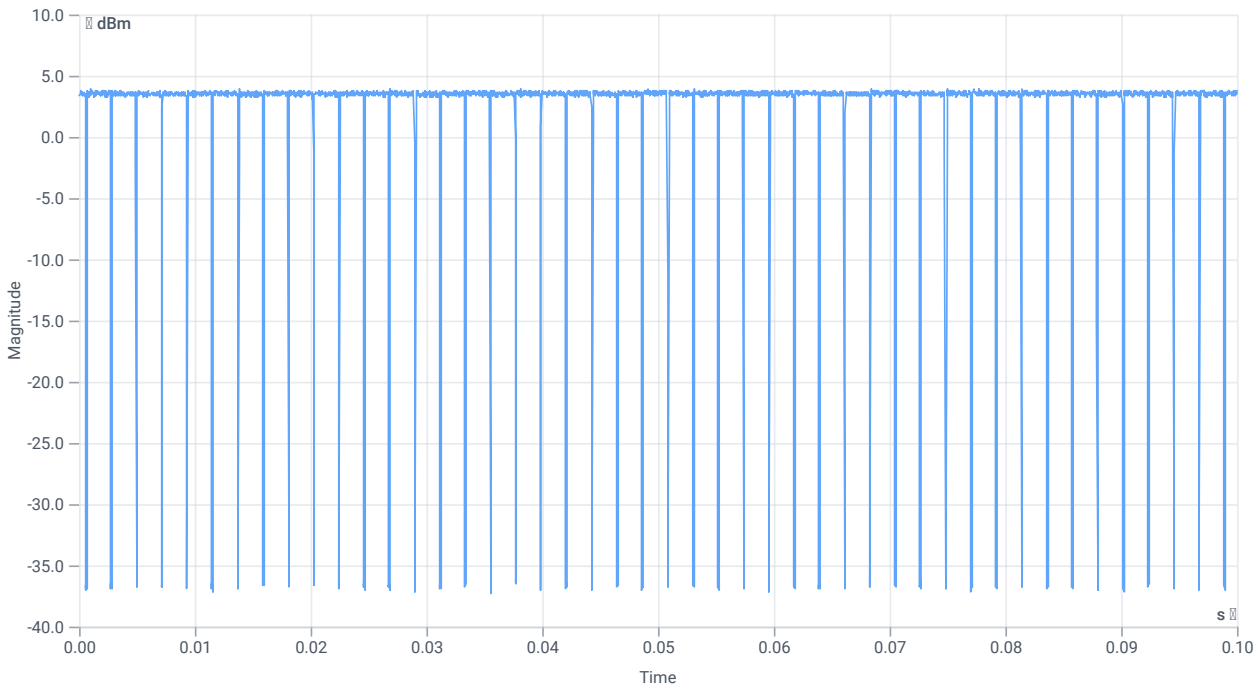

Duty cycle

Evaluation bandwidth

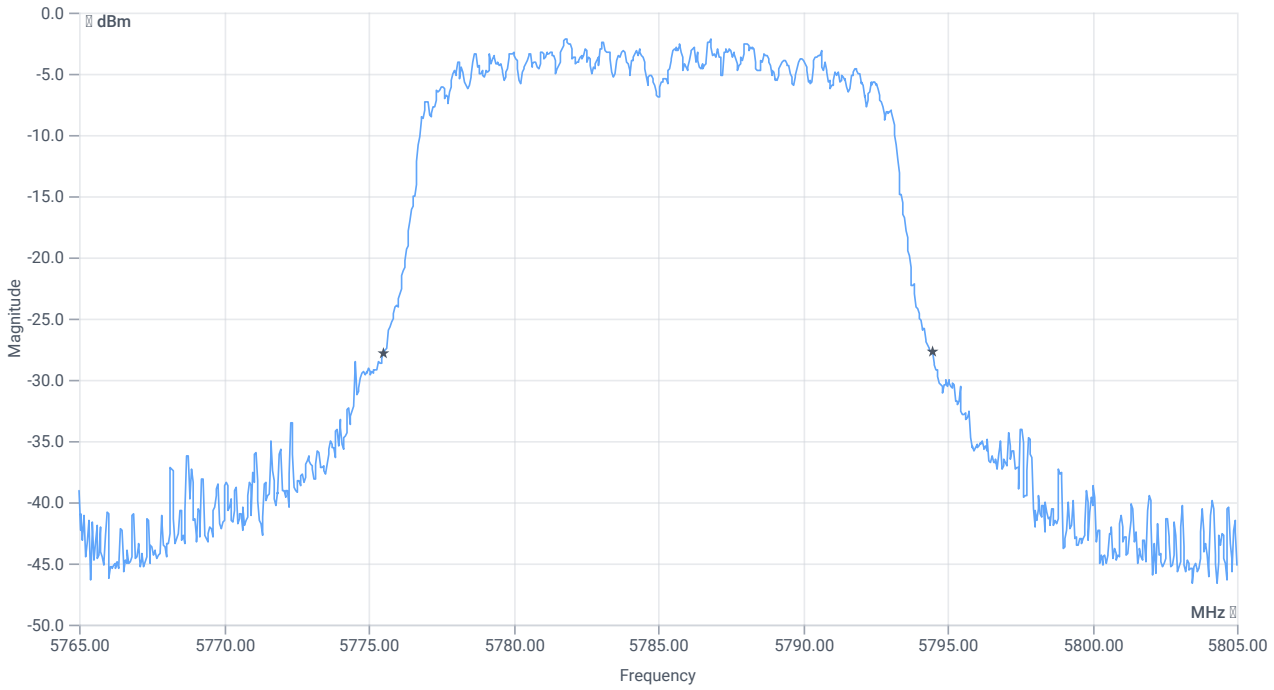

BW 26dB

RESULT

DESCRIPTION	LOWER LIMIT	UPPER LIMIT	MEASURED	UNIT	VERDICT
Bandwidth 26dB	---	---	18.96	MHz	INFO
T1 26dB	---	---	5775.5200	MHz	INFO
T2 26dB	---	---	5794.4800	MHz	INFO

Maximum Output Power

READ SA SETTINGS:

RefLevel [dBm] | RefLevelOffset [dB] | InpAtt [dB]	15.36 | 10.38 | 20
Start [MHz] | Stop [MHz]	5765.000 | 5805.000
RBW [MHz] | VBW [MHz]	1.000000 | 3.000000
Detector | TraceMode	RMS | MAXH
Sweep: time [ms] | count | points per Section | type	53700 | 1 | 161 | SWE

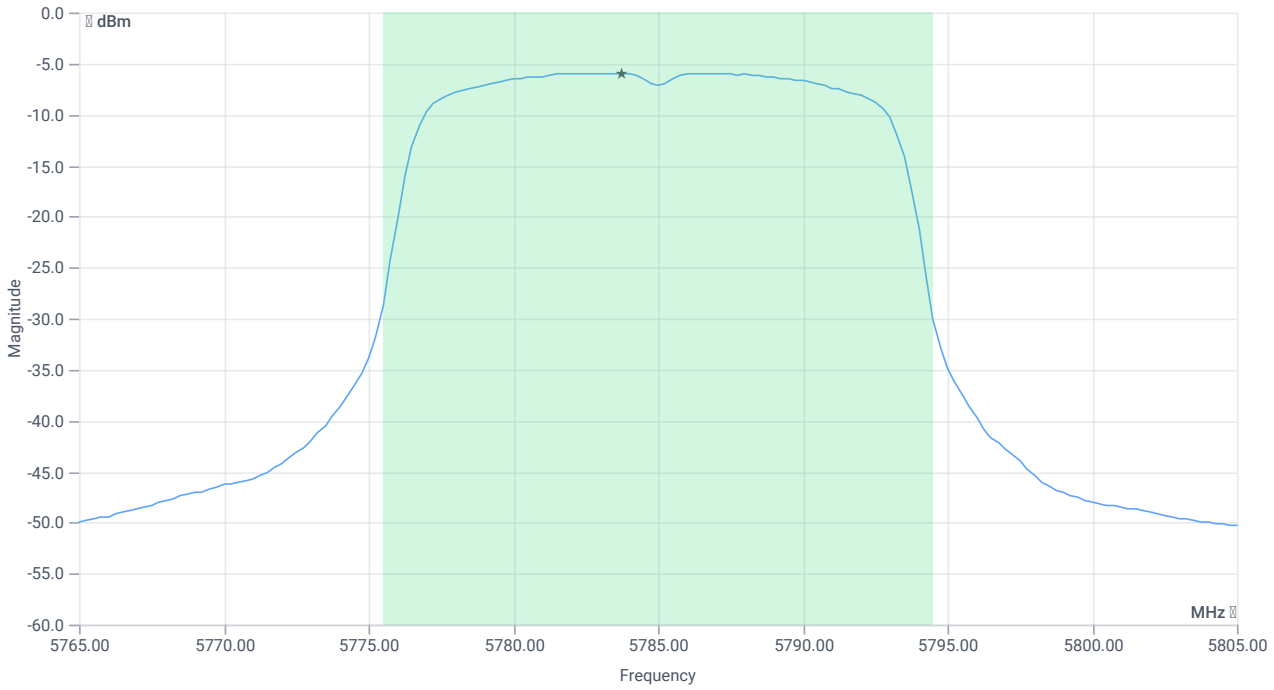

Max OP and PSD

RESULT

DESCRIPTION	LOWER LIMIT	UPPER LIMIT	MEASURED	UNIT	VERDICT
Max output power	---	---	5.15	dBm	INFO
Duty cycle correction	---	---	0.46	dB	INFO
Limit absolute					
Max output power DC corrected	---	30	5.61	dBm	PASS
Limit: 11 dBm + 10 log 18.96					
Max output power DC corrected	---	23.78	5.61	dBm	na

Power Spectral Density U-NII-3

READ SA SETTINGS:

RefLevel [dBm] | RefLevelOffset [dB] | InpAtt [dB]	15.36 | 10.38 | 20
Start [MHz] | Stop [MHz]	5765.000 | 5805.000
RBW [MHz] | VBW [MHz]	0.500000 | 3.000000
Detector | TraceMode	RMS | MAXH
Sweep: time [ms] | count | points per Section | type	53700 | 1 | 161 | SWE

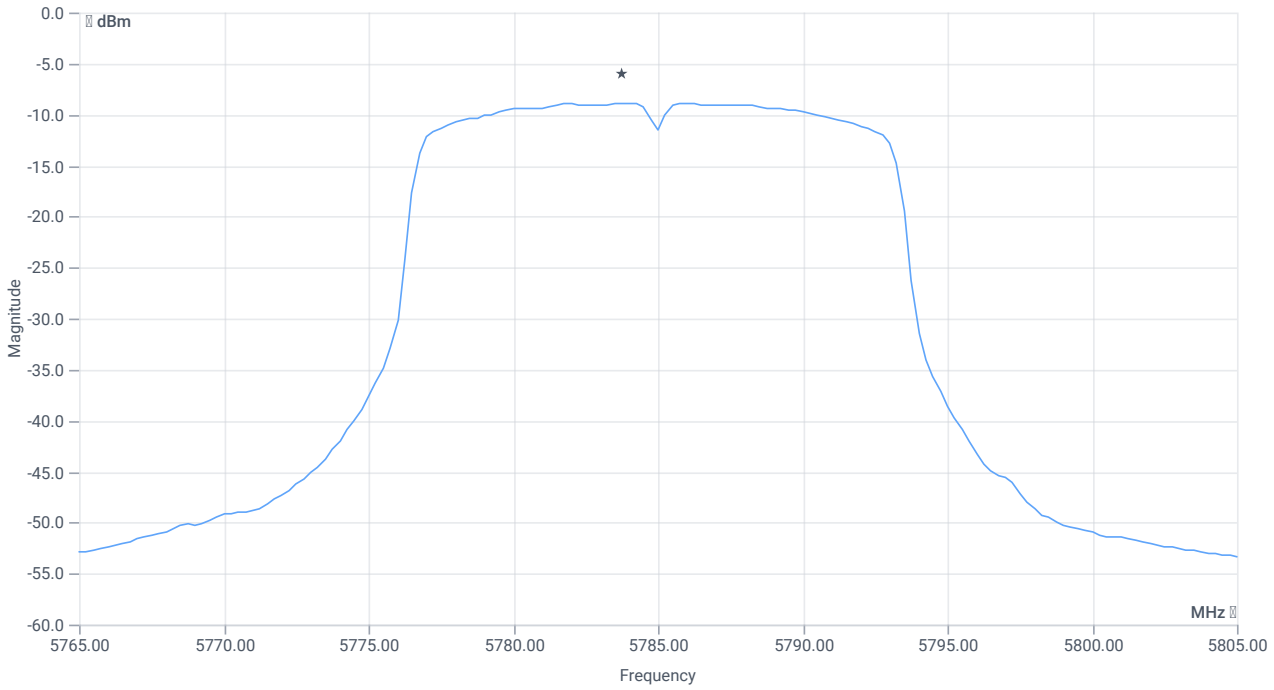

PSD UNII-3

RESULT

DESCRIPTION	LOWER LIMIT	UPPER LIMIT	MEASURED	UNIT	VERDICT
Power spectral density	---	---	-8.85	dBm/0.5MHz	INFO
Duty cycle correction	---	---	0.46	dB	INFO
Power spectral density DC corrected	---	30	-8.39	dBm/0.5MHz	PASS

Verdict
PASS

ISED RSS247 # Max output power and psd ~ WLAN5Gx a mode U-NII-3

References

TC start	26.01.2024 15:15:43
Ambit temp [°C] | humidity [rel%]	26.5 | 37
System version	5.0.1.0
Standard | Version	ISED RSS247 | NI
Method	
Description	ISED Max Output Power & PSD - WLAN5Gx a mode U-NII-3
Information	

EUT Common Settings WLAN5Gx

Number of antenna ports	1
User Interaction	No
Device class UNII_1	Client
Limit W52 japan	Standard

Equipment

Signal analyzer,Rohde&Schwarz,FSV-30,1321.3008K30/103170,3.60
Signaling unit,Rohde&Schwarz,CMW,1201.0002k75/102550,4.0.190
Switch matrix,cetecom advanced GmbH,USM,A001,1.0.0

Test Parameter

Technology to test	WLAN5Gx a mode
EUT port	EUT2
Temperature	nom
Voltage	nom
Frequency low to test	True | Freq [MHz] 5745
Frequency mid to test	False | Freq [MHz] 5785
Frequency high to test	False | Freq [MHz] 5825
Auto control enabled power supply | Climatic Box	No | No
Additional path loss [dB]	0.5
Full path type	EUT_SA_GEN_SIG
Full path name	EUT2.SIG1/EUT2.SA/EUT2.GEN1/EUT2.GEN2/
Switch bits	00100010:00010001:00000000:00000001

Test at TX 5745 MHz

RESULT: Reference power cond.

DESCRIPTION	LOWER LIMIT	UPPER LIMIT	MEASURED	UNIT	VERDICT
Ref. power 1MHz/1MHz cond.	---	---	2.51	dBm	INFO
Ref. frequency	---	---	5741.600	MHz	INFO

Evaluation max. duty cycle

DUTY CYCLE EVALUATION

DESCRIPTION	LOWER LIMIT	UPPER LIMIT	MEASURED	UNIT	VERDICT
Result summary					
Number of detected bursts: 45					
Duty cycle (burst Ratio) max	---	---	0.943	---	INFO
Duty cycle max	---	---	0.255	dB	INFO
Duty cycle (burst Ratio) min	---	---	0.862	---	INFO
Duty cycle min	---	---	0.645	dB	INFO
Max TX burst length	---	---	2.05	ms	INFO
Min gap length	---	---	0.125	ms	INFO
Max gap length	---	---	0.325	ms	INFO

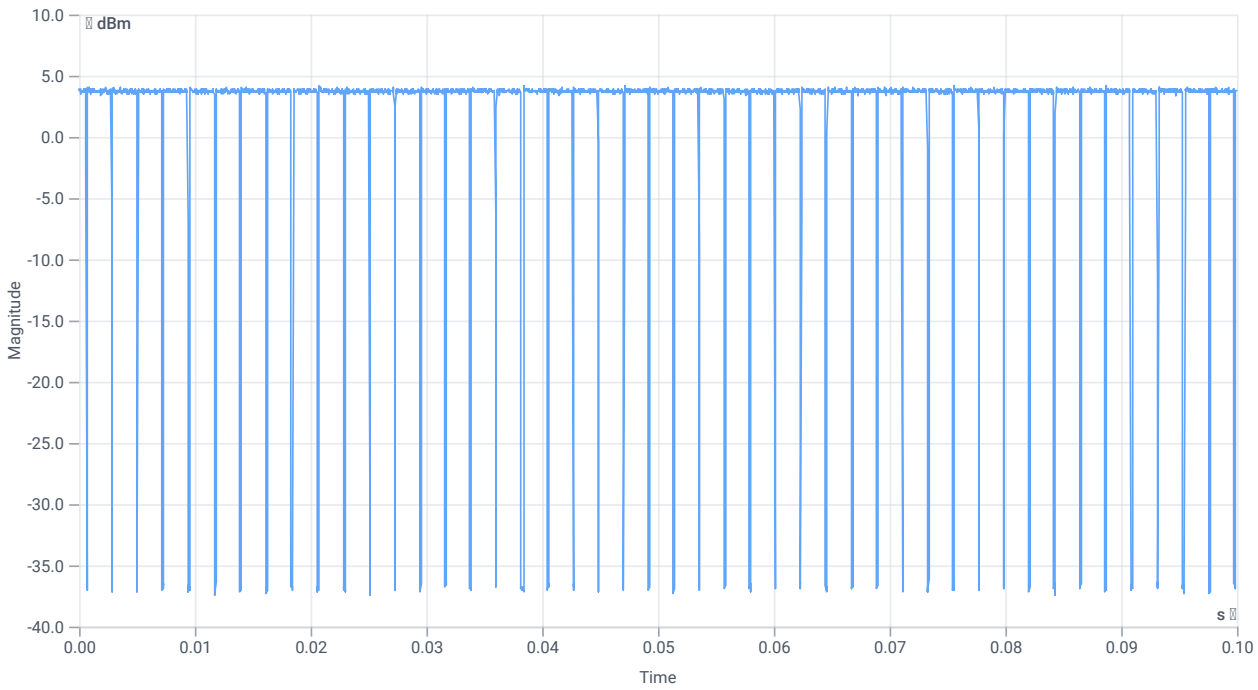

Duty cycle

Evaluation bandwidth

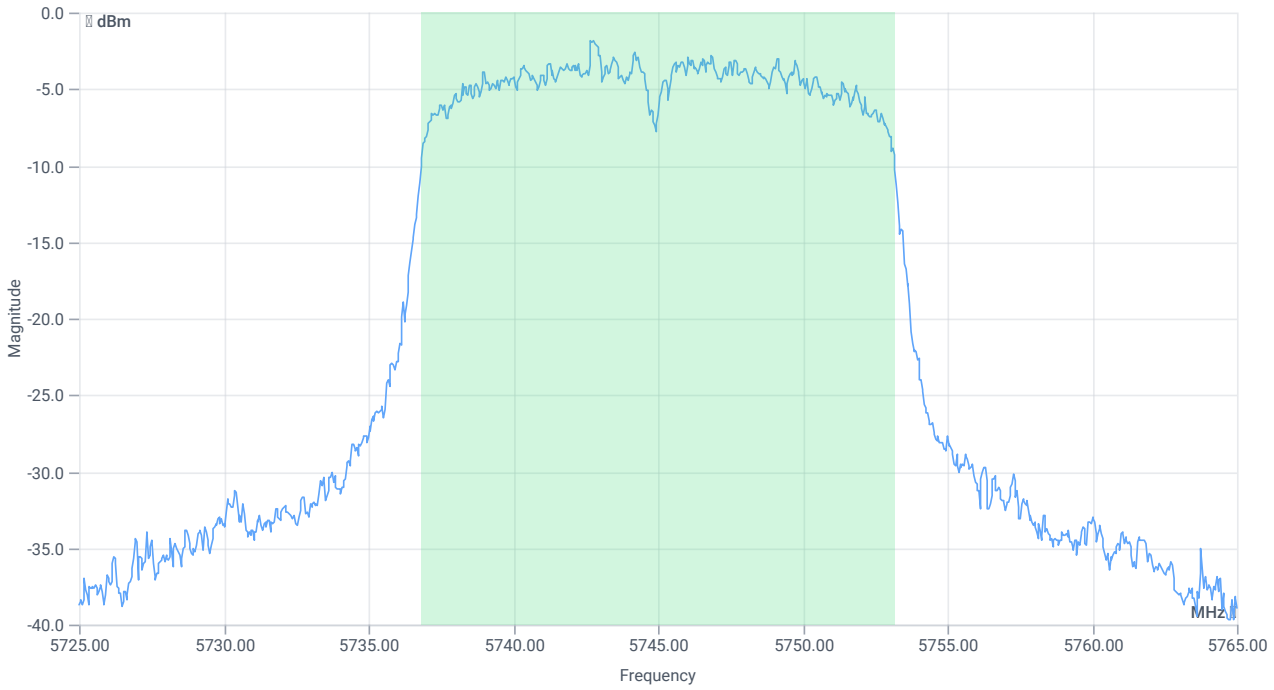

BW 99PCT

RESULT

DESCRIPTION	LOWER LIMIT	UPPER LIMIT	MEASURED	UNIT	VERDICT
Bandwidth 99%	---	---	16.344	MHz	INFO
T1 99%	---	---	5736.8082	MHz	INFO
T2 99%	---	---	5753.1518	MHz	INFO

Maximum Output Power

READ SA SETTINGS:

RefLevel [dBm] | RefLevelOffset [dB] | InpAtt [dB]	14.51 | 10.38 | 20
Start [MHz] | Stop [MHz]	5725.000 | 5765.000
RBW [MHz] | VBW [MHz]	1.000000 | 3.000000
Detector | TraceMode	RMS | MAXH
Sweep: time [ms] | count | points per Section | type	53700 | 1 | 161 | SWE

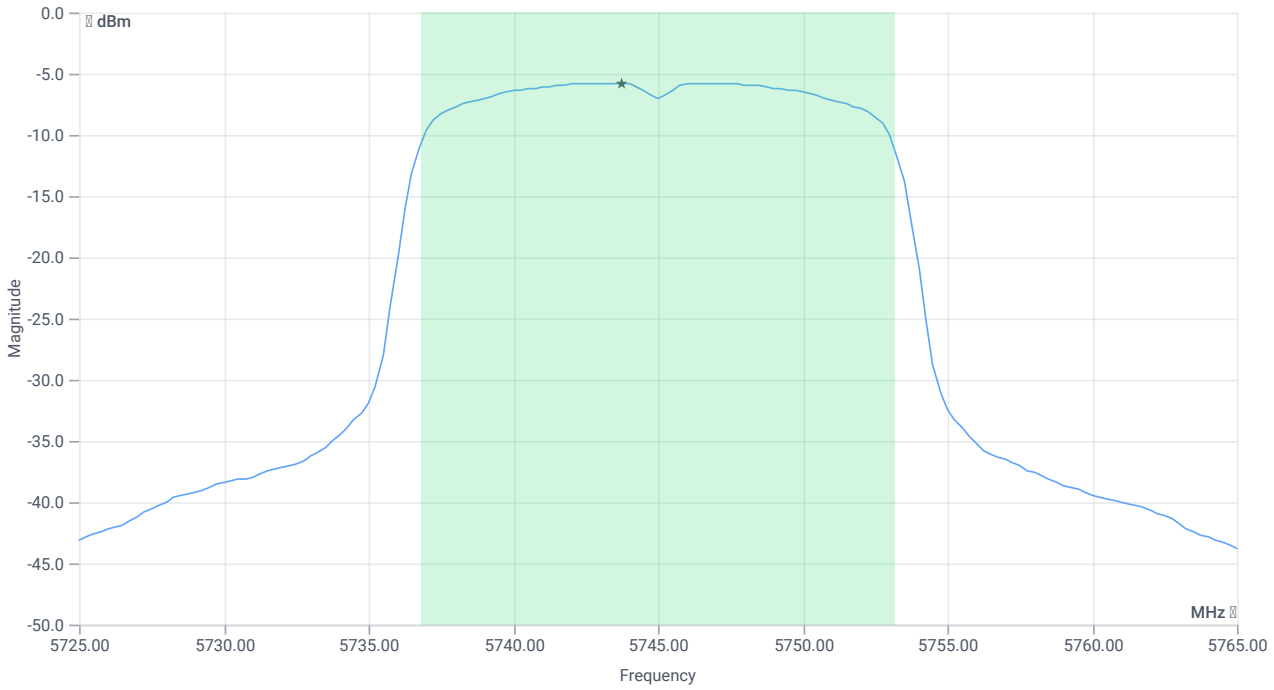

Max OP and PSD

RESULT

DESCRIPTION	LOWER LIMIT	UPPER LIMIT	MEASURED	UNIT	VERDICT
Max output power	---	---	5.25	dBm	INFO
Duty cycle correction	---	---	0.64	dB	INFO
Limit absolute					
Max output power DC corrected	---	30	5.89	dBm	PASS
Limit: 11 dBm + 10 log 16.344					
Max output power DC corrected	---	23.13	5.89	dBm	na

Power Spectral Density U-NII-3

READ SA SETTINGS:

RefLevel [dBm] | RefLevelOffset [dB] | InpAtt [dB]	14.51 | 10.38 | 20
Start [MHz] | Stop [MHz]	5725.000 | 5765.000
RBW [MHz] | VBW [MHz]	0.500000 | 3.000000
Detector | TraceMode	RMS | MAXH
Sweep: time [ms] | count | points per Section | type	53700 | 1 | 161 | SWE

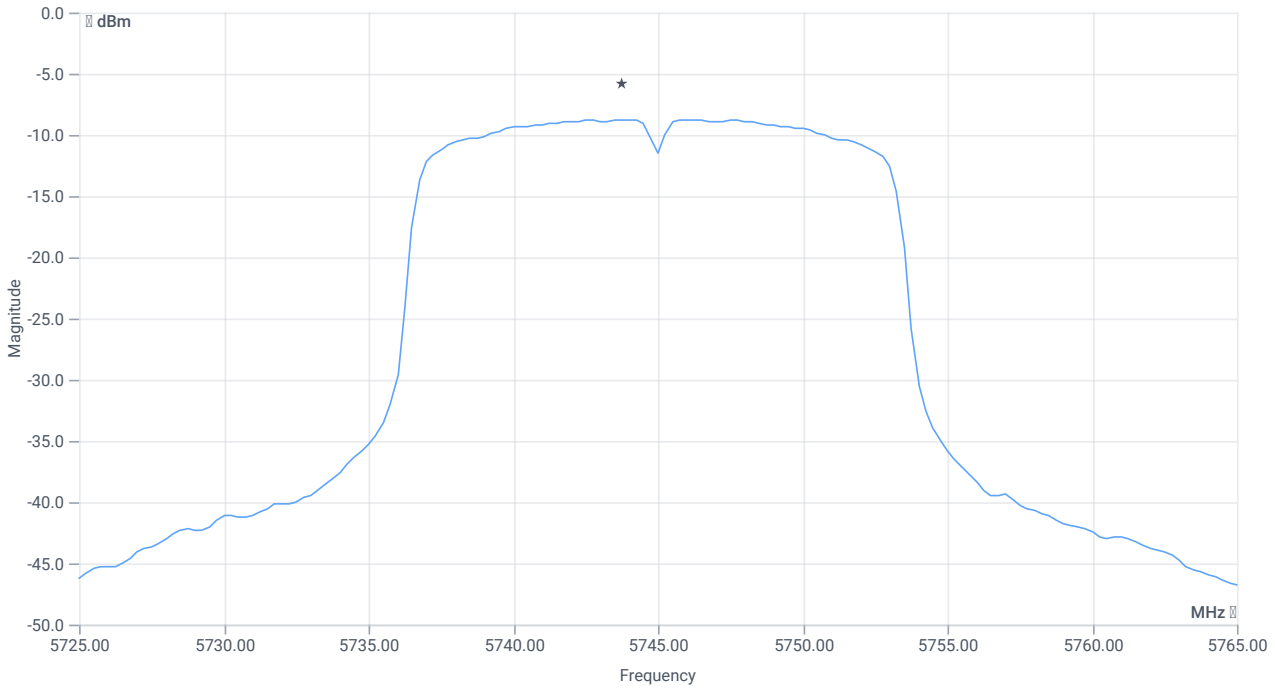

PSD UNII-3

RESULT

DESCRIPTION	LOWER LIMIT	UPPER LIMIT	MEASURED	UNIT	VERDICT
Power spectral density	---	---	-8.72	dBm/0.5MHz	INFO
Duty cycle correction	---	---	0.64	dB	INFO
Power spectral density DC corrected	---	30	-8.08	dBm/0.5MHz	PASS

Verdict
PASS

FCC 15.407 # Max output power and psd ~ WLAN5Gx a mode U-NII-3

References

TC start	26.01.2024 15:13:16
Ambit temp [°C] | humidity [rel%]	26.6 | 36
System version	5.0.1.0
Standard | Version	FCC 15.407 | NI
Method	KDB789033 D02, F., E.2.e.
Description	FCC 15.407 Max Output Power & PSD - WLAN5Gx a mode U-NII-3
Information	

EUT Common Settings WLAN5Gx

Number of antenna ports	1
User Interaction	No
Device class UNII_1	Client
Limit W52 japan	Standard

Equipment

Signal analyzer,Rohde&Schwarz,FSV-30,1321.3008K30/103170,3.60
Signaling unit,Rohde&Schwarz,CMW,1201.0002k75/102550,4.0.190
Switch matrix,cetecom advanced GmbH,USM,A001,1.0.0

Test Parameter

Technology to test	WLAN5Gx a mode
EUT port	EUT2
Temperature	nom
Voltage	nom
Frequency low to test	True | Freq [MHz] 5745
Frequency mid to test	False | Freq [MHz] 5785
Frequency high to test	False | Freq [MHz] 5825
Auto control enabled power supply | Climatic Box	No | No
Additional path loss [dB]	0.5
Full path type	EUT_SA_GEN_SIG
Full path name	EUT2.SIG1/EUT2.SA/EUT2.GEN1/EUT2.GEN2/
Switch bits	00100010:00010001:00000000:00000001

Test at TX 5745 MHz

RESULT: Reference power cond.

DESCRIPTION	LOWER LIMIT	UPPER LIMIT	MEASURED	UNIT	VERDICT
Ref. power 1MHz/1MHz cond.	---	---	2.15	dBm	INFO
Ref. frequency	---	---	5747.000	MHz	INFO

Evaluation max. duty cycle

DUTY CYCLE EVALUATION

DESCRIPTION	LOWER LIMIT	UPPER LIMIT	MEASURED	UNIT	VERDICT
Result summary					
Number of detected bursts: 45					
Duty cycle (burst Ratio) max	---	---	0.943	---	INFO
Duty cycle max	---	---	0.255	dB	INFO
Duty cycle (burst Ratio) min	---	---	0.88	---	INFO
Duty cycle min	---	---	0.555	dB	INFO
Max TX burst length	---	---	2.05	ms	INFO
Min gap length	---	---	0.125	ms	INFO
Max gap length	---	---	0.275	ms	INFO

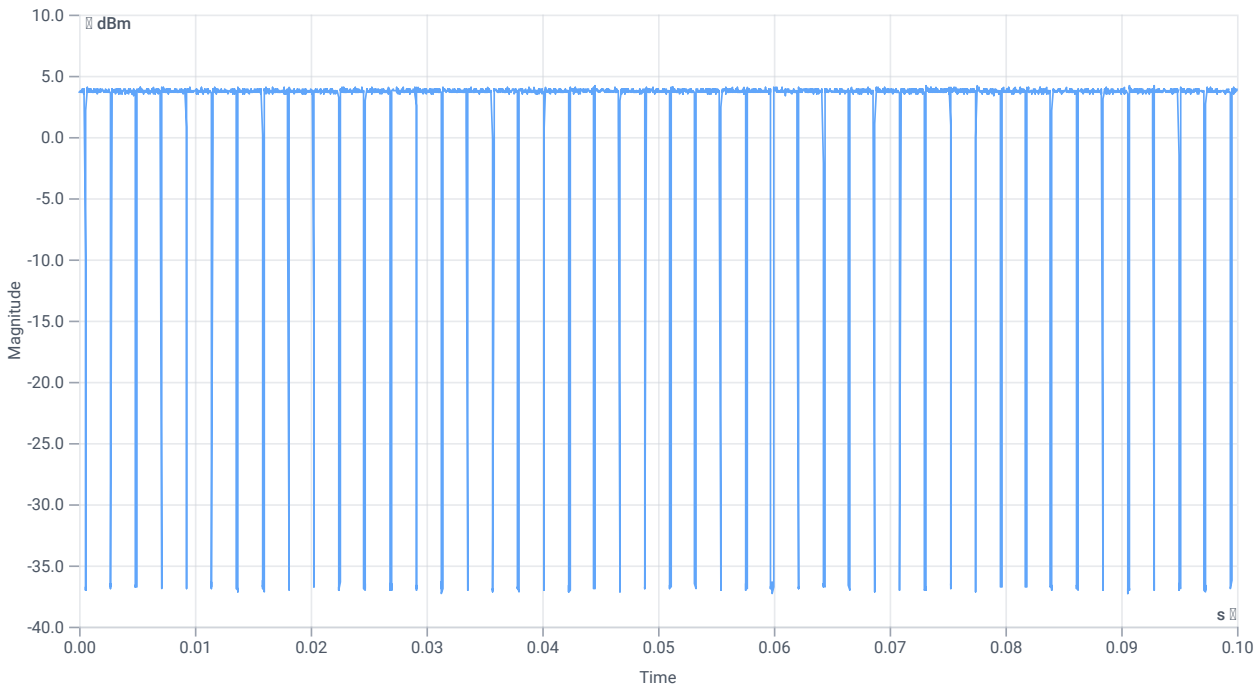

Duty cycle

Evaluation bandwidth

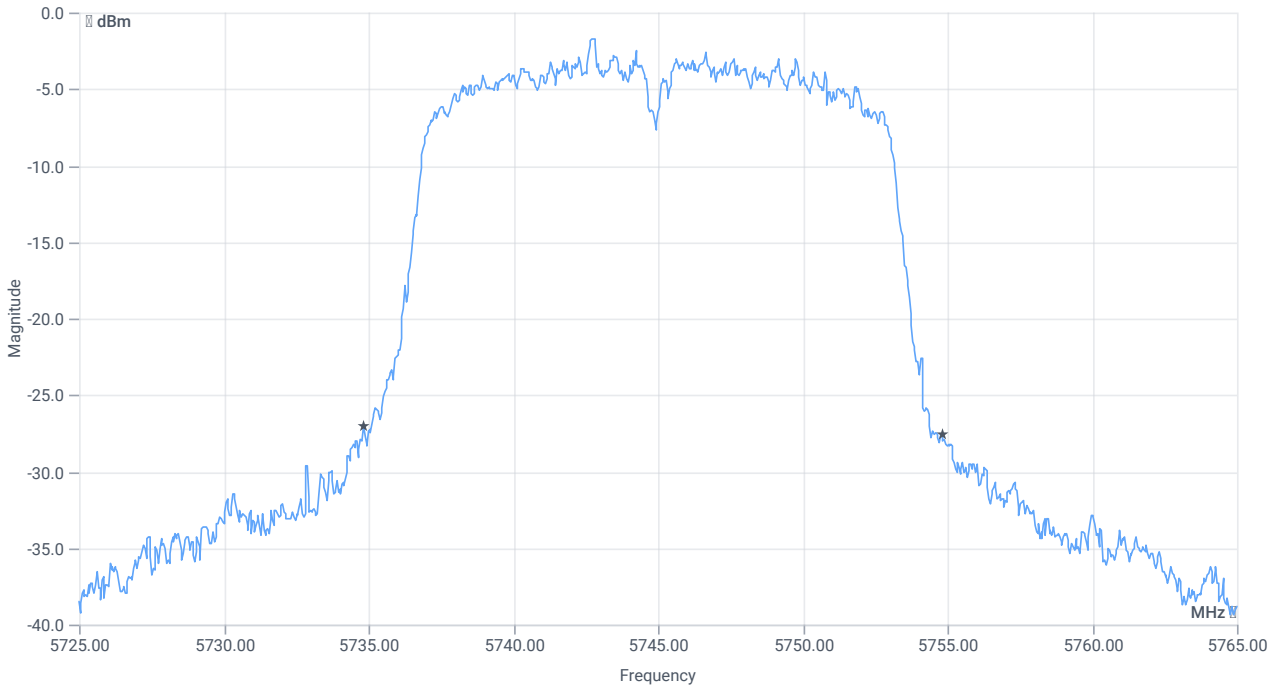

BW 26dB

RESULT

DESCRIPTION	LOWER LIMIT	UPPER LIMIT	MEASURED	UNIT	VERDICT
Bandwidth 26dB	---	---	20	MHz	INFO
T1 26dB	---	---	5734.8000	MHz	INFO
T2 26dB	---	---	5754.8000	MHz	INFO

Maximum Output Power

READ SA SETTINGS:

RefLevel [dBm] | RefLevelOffset [dB] | InpAtt [dB]	14.15 | 10.38 | 20
Start [MHz] | Stop [MHz]	5725.000 | 5765.000
RBW [MHz] | VBW [MHz]	1.000000 | 3.000000
Detector | TraceMode	RMS | MAXH
Sweep: time [ms] | count | points per Section | type	53700 | 1 | 161 | SWE

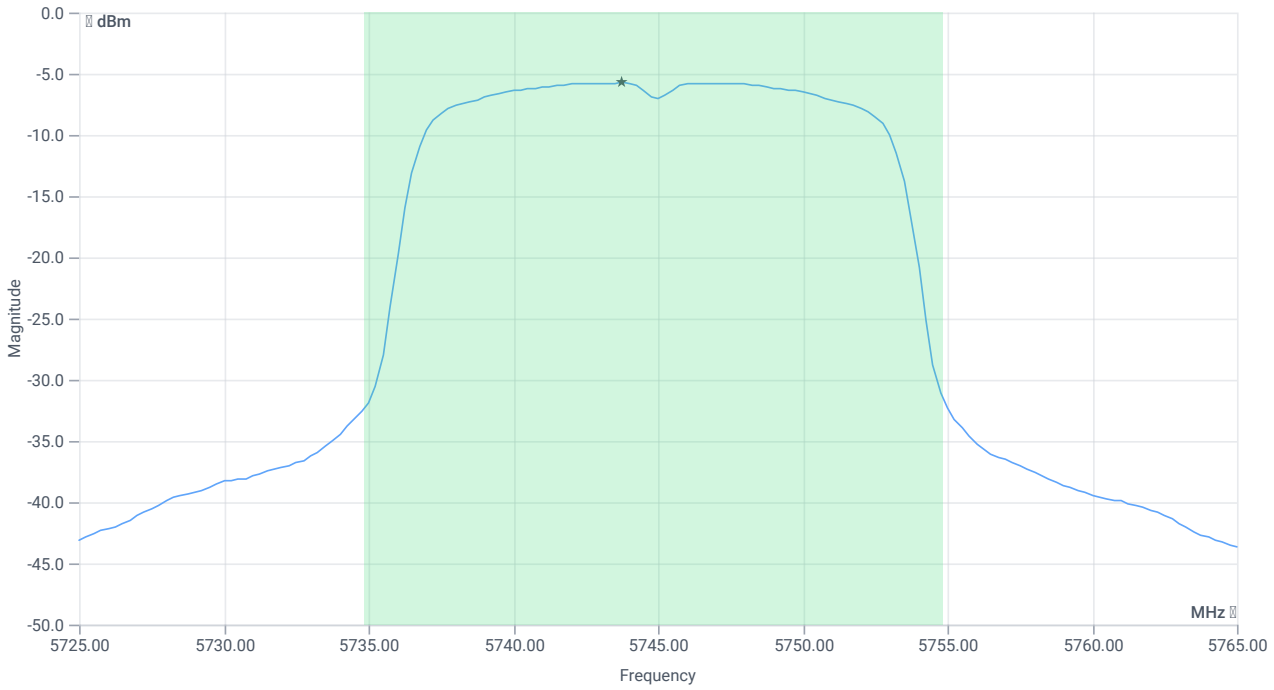

Max OP and PSD

RESULT

DESCRIPTION	LOWER LIMIT	UPPER LIMIT	MEASURED	UNIT	VERDICT
Max output power	---	---	5.35	dBm	INFO
Duty cycle correction	---	---	0.56	dB	INFO
Limit absolute					
Max output power DC corrected	---	30	5.91	dBm	PASS
Limit: 11 dBm + 10 log 20					
Max output power DC corrected	---	24.01	5.91	dBm	na

Power Spectral Density U-NII-3

READ SA SETTINGS:

RefLevel [dBm] | RefLevelOffset [dB] | InpAtt [dB]	14.15 | 10.38 | 20
Start [MHz] | Stop [MHz]	5725.000 | 5765.000
RBW [MHz] | VBW [MHz]	0.500000 | 3.000000
Detector | TraceMode	RMS | MAXH
Sweep: time [ms] | count | points per Section | type	53700 | 1 | 161 | SWE

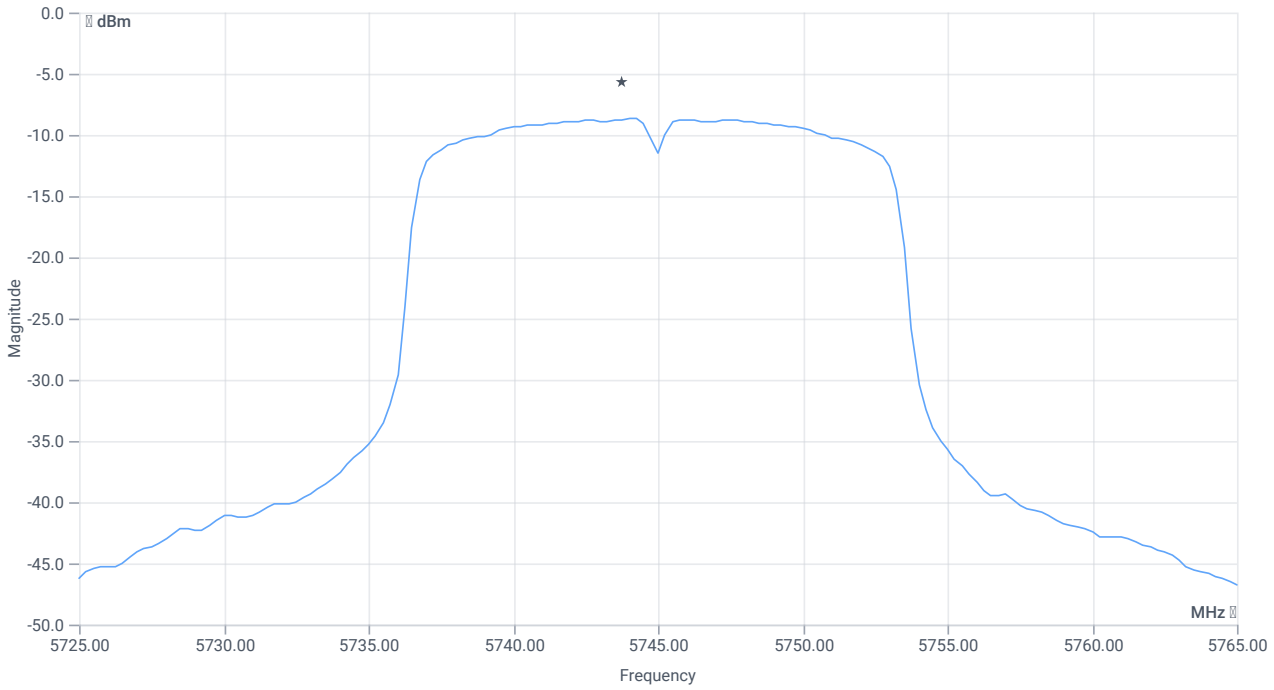

PSD UNII-3

RESULT

DESCRIPTION	LOWER LIMIT	UPPER LIMIT	MEASURED	UNIT	VERDICT
Power spectral density	---	---	-8.68	dBm/0.5MHz	INFO
Duty cycle correction	---	---	0.56	dB	INFO
Power spectral density DC corrected	---	30	-8.12	dBm/0.5MHz	PASS

Verdict
PASS

ISED RSS247 # Max output power and psd ~ WLAN5Gx a mode U-NII-3

References

TC start	26.01.2024 15:08:26
Ambit temp [°C] | humidity [rel%]	26.5 | 37
System version	5.0.1.0
Standard | Version	ISED RSS247 | NI
Method	
Description	ISED Max Output Power & PSD - WLAN5Gx a mode U-NII-3
Information	

EUT Common Settings WLAN5Gx

Number of antenna ports	1
User Interaction	No
Device class UNII_1	Client
Limit W52 japan	Standard

Equipment

Signal analyzer,Rohde&Schwarz,FSV-30,1321.3008K30/103170,3.60
Signaling unit,Rohde&Schwarz,CMW,1201.0002k75/102550,4.0.190
Switch matrix,cetecom advanced GmbH,USM,A001,1.0.0

Test Parameter

Technology to test	WLAN5Gx a mode
EUT port	EUT1
Temperature	nom
Voltage	nom
Frequency low to test	True | Freq [MHz] 5745
Frequency mid to test	False | Freq [MHz] 5785
Frequency high to test	False | Freq [MHz] 5825
Auto control enabled power supply | Climatic Box	No | No
Additional path loss [dB]	0.5
Full path type	EUT_SA_GEN_SIG
Full path name	EUT1.SIG1/EUT1.SA/EUT1.GEN1/EUT1.GEN2/
Switch bits	00010001:00010001:00000000:00000001

Test at TX 5745 MHz

RESULT: Reference power cond.

DESCRIPTION	LOWER LIMIT	UPPER LIMIT	MEASURED	UNIT	VERDICT
Ref. power 1MHz/1MHz cond.	---	---	3.23	dBm	INFO
Ref. frequency	---	---	5742.600	MHz	INFO

Evaluation max. duty cycle

DUTY CYCLE EVALUATION

DESCRIPTION	LOWER LIMIT	UPPER LIMIT	MEASURED	UNIT	VERDICT
Result summary					
Number of detected bursts: 45					
Duty cycle (burst Ratio) max	---	---	0.943	---	INFO
Duty cycle max	---	---	0.255	dB	INFO
Duty cycle (burst Ratio) min	---	---	0.9	---	INFO
Duty cycle min	---	---	0.458	dB	INFO
Max TX burst length	---	---	2.05	ms	INFO
Min gap length	---	---	0.125	ms	INFO
Max gap length	---	---	0.225	ms	INFO

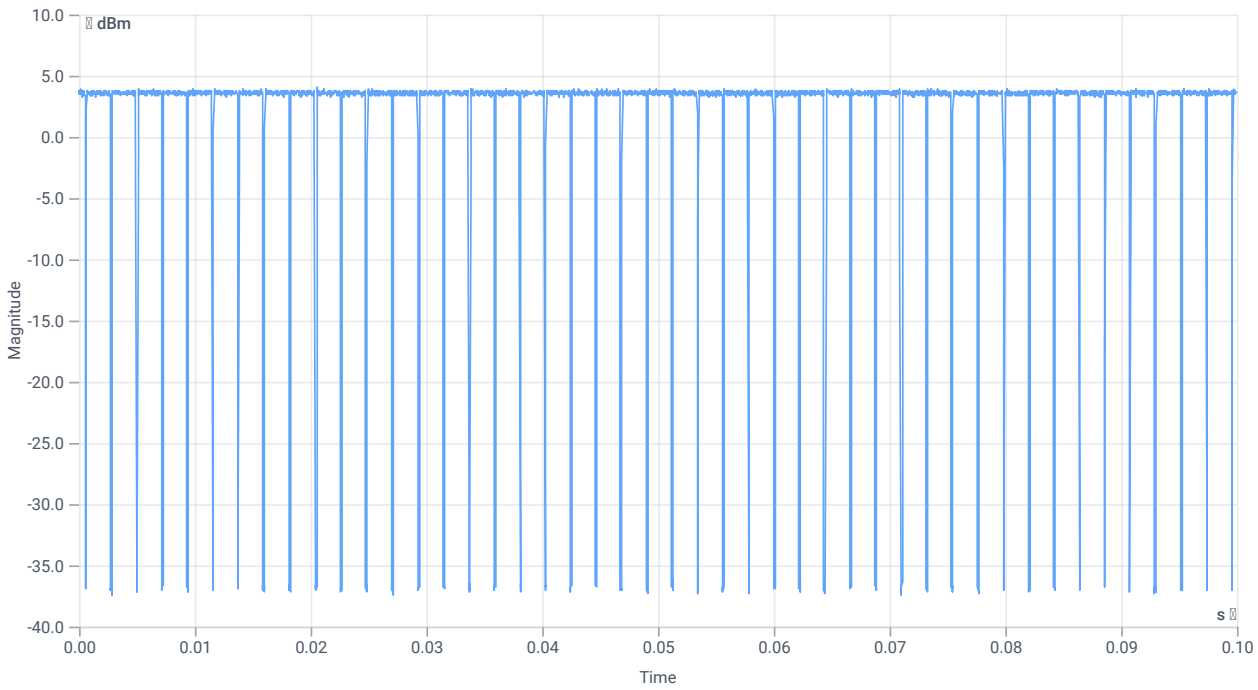

Duty cycle

Evaluation bandwidth

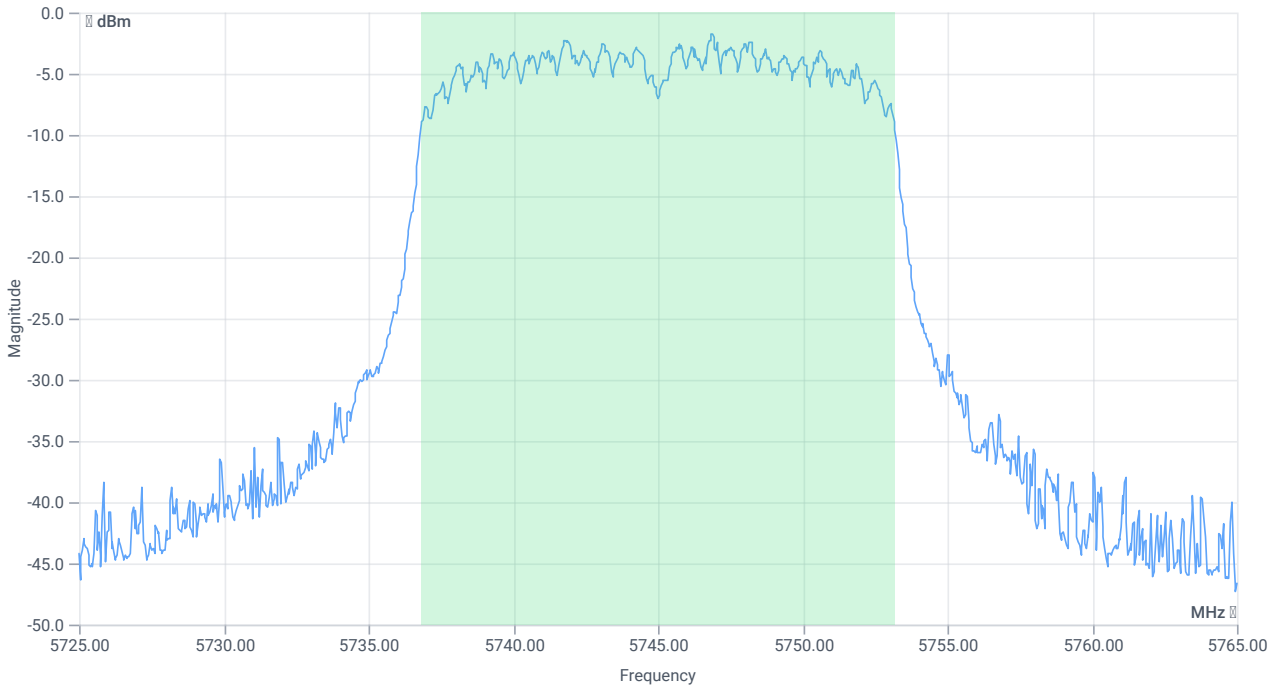

BW 99PCT

RESULT

DESCRIPTION	LOWER LIMIT	UPPER LIMIT	MEASURED	UNIT	VERDICT
Bandwidth 99%	---	---	16.304	MHz	INFO
T1 99%	---	---	5736.8482	MHz	INFO
T2 99%	---	---	5753.1518	MHz	INFO

Maximum Output Power

READ SA SETTINGS:

RefLevel [dBm] | RefLevelOffset [dB] | InpAtt [dB]	15.23 | 10.36 | 20
Start [MHz] | Stop [MHz]	5725.000 | 5765.000
RBW [MHz] | VBW [MHz]	1.000000 | 3.000000
Detector | TraceMode	RMS | MAXH
Sweep: time [ms] | count | points per Section | type	53700 | 1 | 161 | SWE

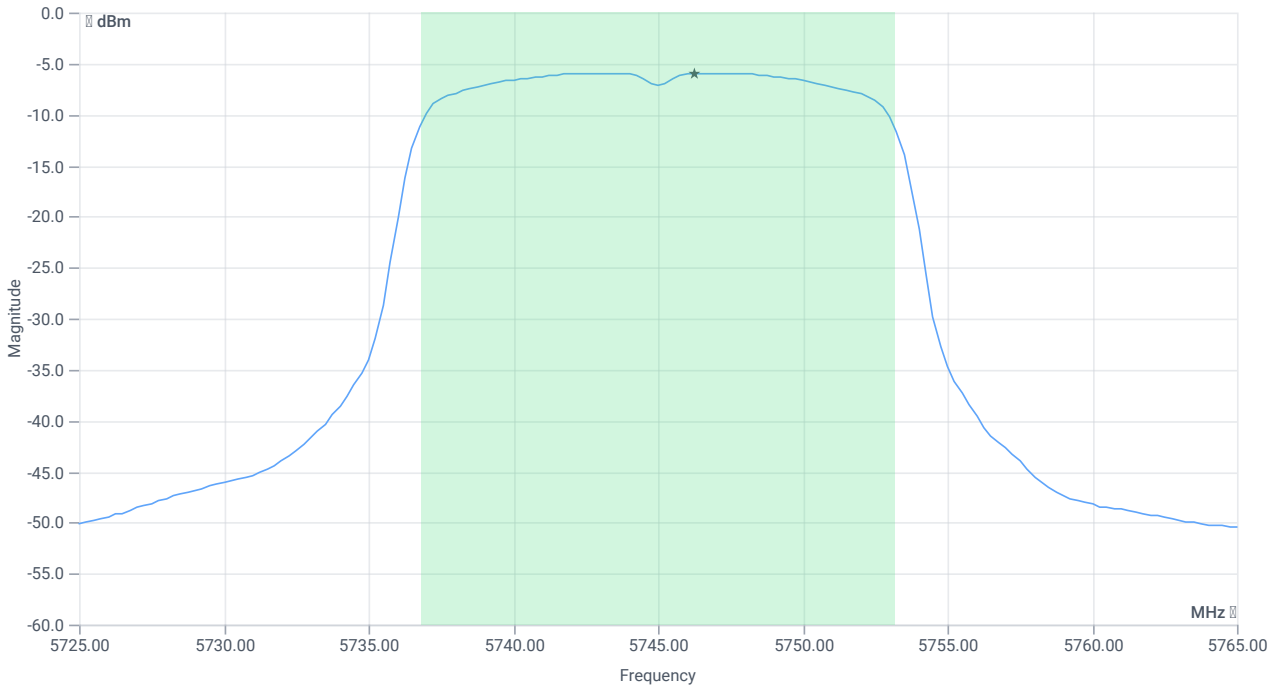

Max OP and PSD

RESULT

DESCRIPTION	LOWER LIMIT	UPPER LIMIT	MEASURED	UNIT	VERDICT
Max output power	---	---	5.09	dBm	INFO
Duty cycle correction	---	---	0.46	dB	INFO
Limit absolute					
Max output power DC corrected	---	30	5.55	dBm	PASS
Limit: 11 dBm + 10 log 16.304					
Max output power DC corrected	---	23.12	5.55	dBm	na

Power Spectral Density U-NII-3

READ SA SETTINGS:

RefLevel [dBm] | RefLevelOffset [dB] | InpAtt [dB]	15.23 | 10.36 | 20
Start [MHz] | Stop [MHz]	5725.000 | 5765.000
RBW [MHz] | VBW [MHz]	0.500000 | 3.000000
Detector | TraceMode	RMS | MAXH
Sweep: time [ms] | count | points per Section | type	53700 | 1 | 161 | SWE

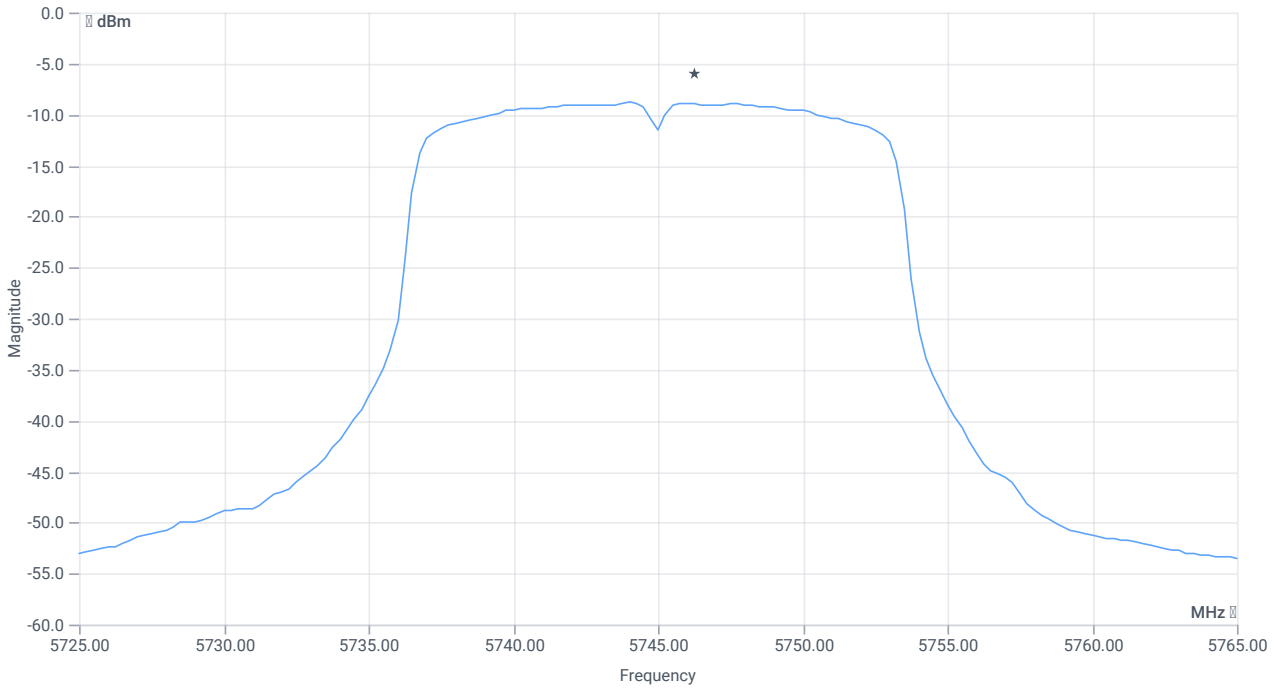

PSD UNII-3

RESULT

DESCRIPTION	LOWER LIMIT	UPPER LIMIT	MEASURED	UNIT	VERDICT
Power spectral density	---	---	-8.81	dBm/0.5MHz	INFO
Duty cycle correction	---	---	0.46	dB	INFO
Power spectral density DC corrected	---	30	-8.35	dBm/0.5MHz	PASS

Verdict
PASS

FCC 15.407 # Max output power and psd ~ WLAN5Gx a mode U-NII-3

References

TC start	26.01.2024 15:05:59
Ambit temp [°C] | humidity [rel%]	26.5 | 37
System version	5.0.1.0
Standard | Version	FCC 15.407 | NI
Method	KDB789033 D02, F., E.2.e.
Description	FCC 15.407 Max Output Power & PSD - WLAN5Gx a mode U-NII-3
Information	

EUT Common Settings WLAN5Gx

Number of antenna ports	1
User Interaction	No
Device class UNII_1	Client
Limit W52 japan	Standard

Equipment

Signal analyzer,Rohde&Schwarz,FSV-30,1321.3008K30/103170,3.60
Signaling unit,Rohde&Schwarz,CMW,1201.0002k75/102550,4.0.190
Switch matrix,cetecom advanced GmbH,USM,A001,1.0.0

Test Parameter

Technology to test	WLAN5Gx a mode
EUT port	EUT1
Temperature	nom
Voltage	nom
Frequency low to test	True | Freq [MHz] 5745
Frequency mid to test	False | Freq [MHz] 5785
Frequency high to test	False | Freq [MHz] 5825
Auto control enabled power supply | Climatic Box	No | No
Additional path loss [dB]	0.5
Full path type	EUT_SA_GEN_SIG
Full path name	EUT1.SIG1/EUT1.SA/EUT1.GEN1/EUT1.GEN2/
Switch bits	00010001:00010001:00000000:00000001

Test at TX 5745 MHz

RESULT: Reference power cond.

DESCRIPTION	LOWER LIMIT	UPPER LIMIT	MEASURED	UNIT	VERDICT
Ref. power 1MHz/1MHz cond.	---	---	2.78	dBm	INFO
Ref. frequency	---	---	5741.400	MHz	INFO

Evaluation max. duty cycle

DUTY CYCLE EVALUATION

DESCRIPTION	LOWER LIMIT	UPPER LIMIT	MEASURED	UNIT	VERDICT
Result summary					
Number of detected bursts: 44					
Duty cycle (burst Ratio) max	---	---	0.943	---	INFO
Duty cycle max	---	---	0.255	dB	INFO
Duty cycle (burst Ratio) min	---	---	0.871	---	INFO
Duty cycle min	---	---	0.6	dB	INFO
Max TX burst length	---	---	2.05	ms	INFO
Min gap length	---	---	0.125	ms	INFO
Max gap length	---	---	0.3	ms	INFO

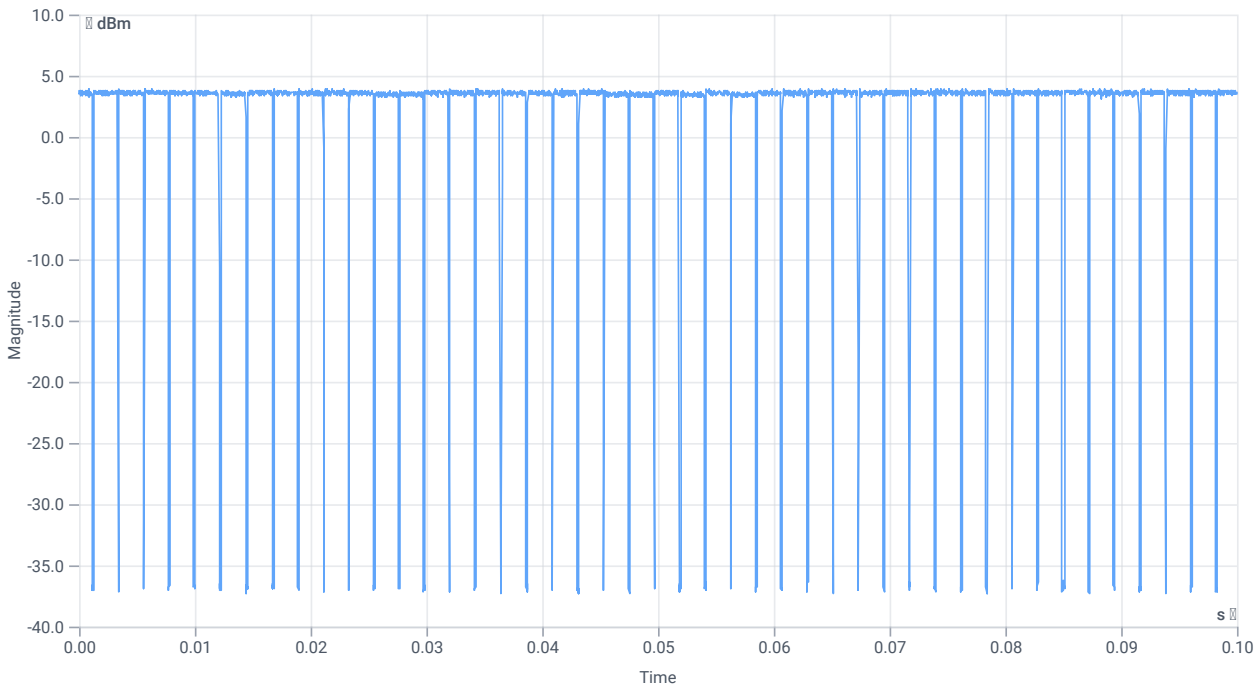

Duty cycle

Evaluation bandwidth

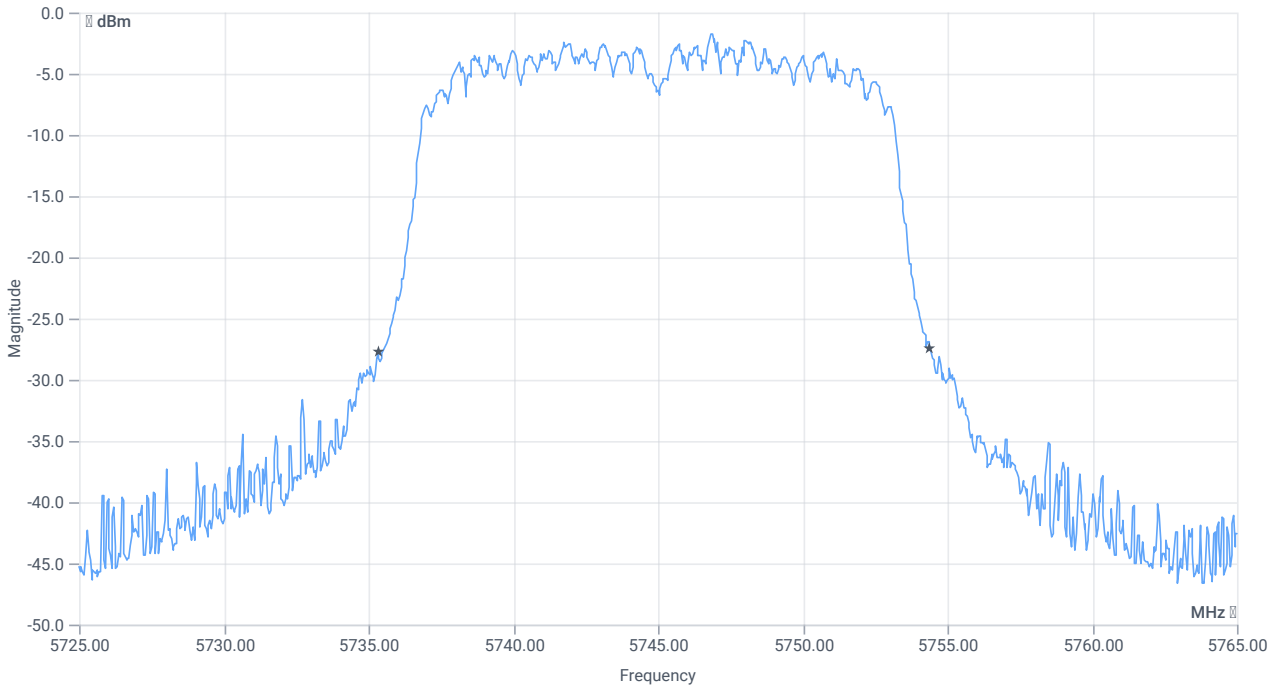

BW 26dB

RESULT

DESCRIPTION	LOWER LIMIT	UPPER LIMIT	MEASURED	UNIT	VERDICT
Bandwidth 26dB	---	---	19.08	MHz	INFO
T1 26dB	---	---	5735.3200	MHz	INFO
T2 26dB	---	---	5754.4000	MHz	INFO

Maximum Output Power

READ SA SETTINGS:

RefLevel [dBm] | RefLevelOffset [dB] | InpAtt [dB]	14.78 | 10.36 | 20
Start [MHz] | Stop [MHz]	5725.000 | 5765.000
RBW [MHz] | VBW [MHz]	1.000000 | 3.000000
Detector | TraceMode	RMS | MAXH
Sweep: time [ms] | count | points per Section | type	53700 | 1 | 161 | SWE

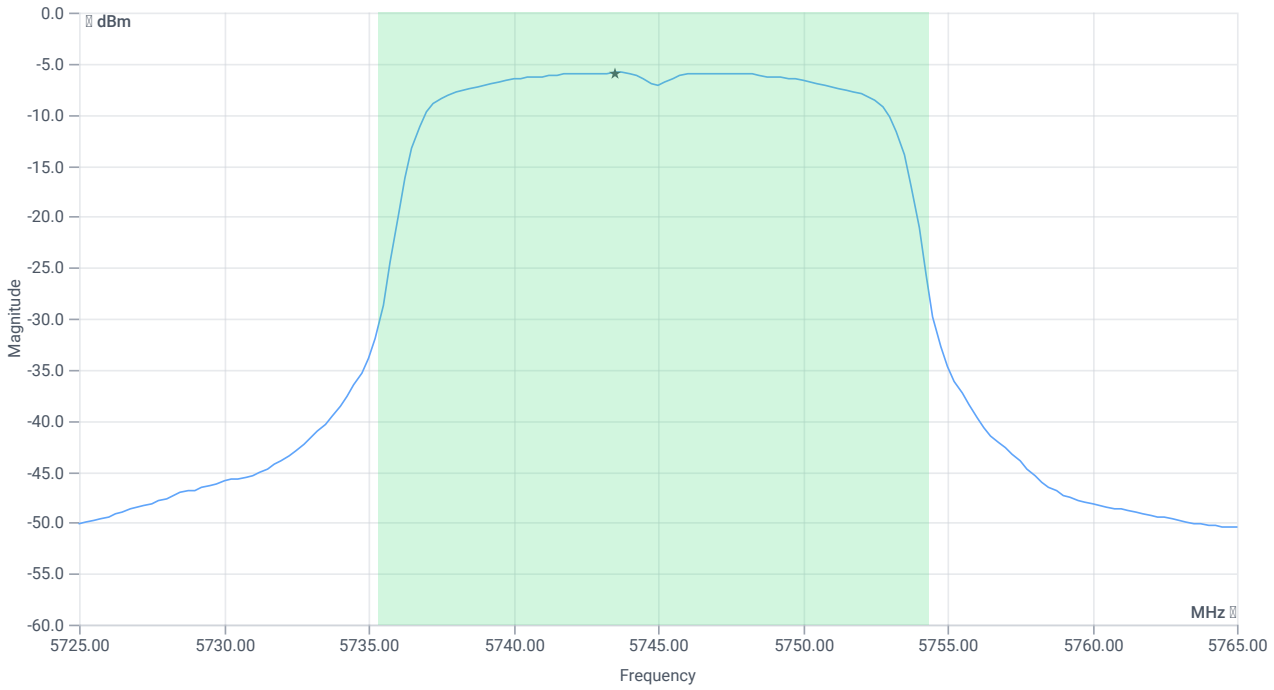

Max OP and PSD

RESULT

DESCRIPTION	LOWER LIMIT	UPPER LIMIT	MEASURED	UNIT	VERDICT
Max output power	---	---	5.18	dBm	INFO
Duty cycle correction	---	---	0.6	dB	INFO
Limit absolute					
Max output power DC corrected	---	30	5.78	dBm	PASS
Limit: 11 dBm + 10 log 19.08					
Max output power DC corrected	---	23.81	5.78	dBm	na

Power Spectral Density U-NII-3

READ SA SETTINGS:

RefLevel [dBm] | RefLevelOffset [dB] | InpAtt [dB]	14.78 | 10.36 | 20
Start [MHz] | Stop [MHz]	5725.000 | 5765.000
RBW [MHz] | VBW [MHz]	0.500000 | 3.000000
Detector | TraceMode	RMS | MAXH
Sweep: time [ms] | count | points per Section | type	53700 | 1 | 161 | SWE

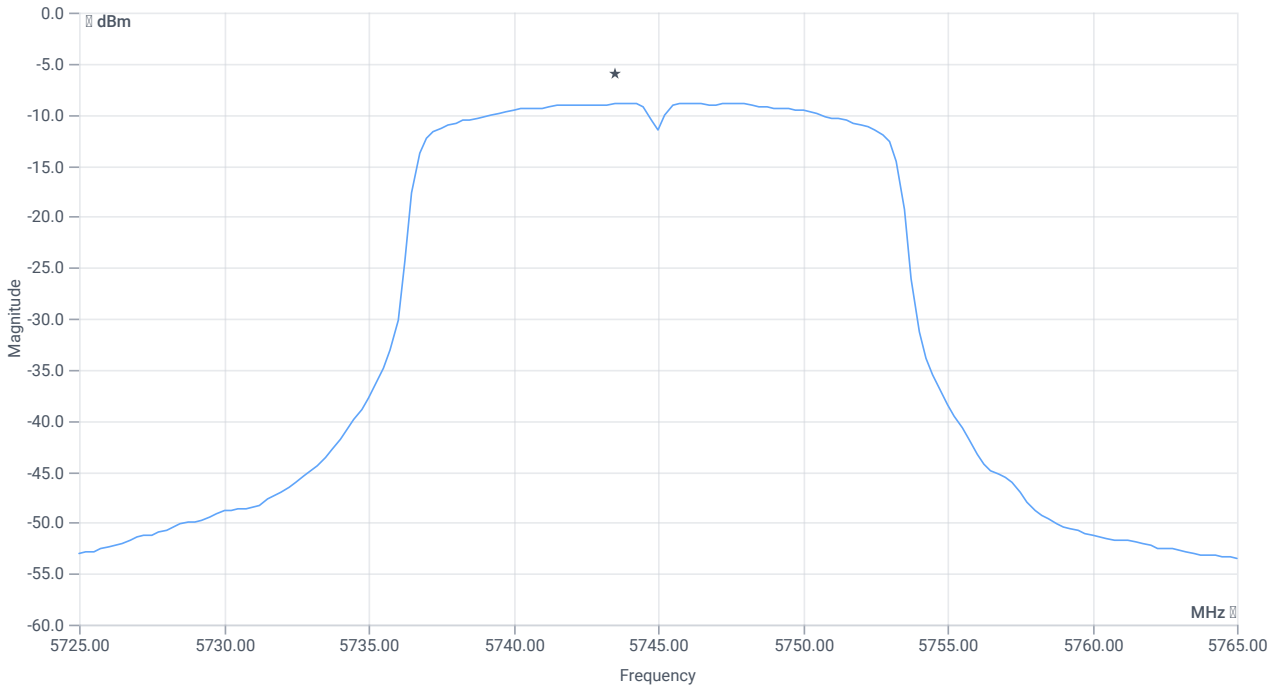

PSD UNII-3

RESULT

DESCRIPTION	LOWER LIMIT	UPPER LIMIT	MEASURED	UNIT	VERDICT
Power spectral density	---	---	-8.84	dBm/0.5MHz	INFO
Duty cycle correction	---	---	0.6	dB	INFO
Power spectral density DC corrected	---	30	-8.24	dBm/0.5MHz	PASS

Verdict
PASS

ISED RSS247 # Max output power and psd ~ WLAN5Gx a mode U-NII-1

References

TC start	26.01.2024 15:02:05
Ambit temp [°C] | humidity [rel%]	26.5 | 37
System version	5.0.1.0
Standard | Version	ISED RSS247 | NI
Method	
Description	ISED Max Output Power & PSD - WLAN5Gx a mode U-NII-1
Information	

EUT Common Settings WLAN5Gx

Number of antenna ports	1
User Interaction	No
Device class UNII_1	Client
Limit W52 japan	Standard

Equipment

Signal analyzer,Rohde&Schwarz,FSV-30,1321.3008K30/103170,3.60
Signaling unit,Rohde&Schwarz,CMW,1201.0002k75/102550,4.0.190
Switch matrix,cetecom advanced GmbH,USM,A001,1.0.0

Test Parameter

Technology to test	WLAN5Gx a mode
EUT port	EUT2
Temperature	nom
Voltage	nom
Frequency low to test	False | Freq [MHz] 5180
Frequency mid to test	False | Freq [MHz] 5200
Frequency high to test	True | Freq [MHz] 5240
Auto control enabled power supply | Climatic Box	No | No
Additional path loss [dB]	0.5
Full path type	EUT_SA_GEN_SIG
Full path name	EUT2.SIG1/EUT2.SA/EUT2.GEN1/EUT2.GEN2/
Switch bits	00100010:00010001:00000000:00000001

Test at TX 5240 MHz

RESULT: Reference power cond.

DESCRIPTION	LOWER LIMIT	UPPER LIMIT	MEASURED	UNIT	VERDICT
Ref. power 1MHz/1MHz cond.	---	---	3.85	dBm	INFO
Ref. frequency	---	---	5242.800	MHz	INFO

Evaluation max. duty cycle

DUTY CYCLE EVALUATION

DESCRIPTION	LOWER LIMIT	UPPER LIMIT	MEASURED	UNIT	VERDICT
Result summary					
Number of detected bursts: 44					
Duty cycle (burst Ratio) max	---	---	0.943	---	INFO
Duty cycle max	---	---	0.255	dB	INFO
Duty cycle (burst Ratio) min	---	---	0.9	---	INFO
Duty cycle min	---	---	0.458	dB	INFO
Max TX burst length	---	---	2.05	ms	INFO
Min gap length	---	---	0.125	ms	INFO
Max gap length	---	---	0.225	ms	INFO

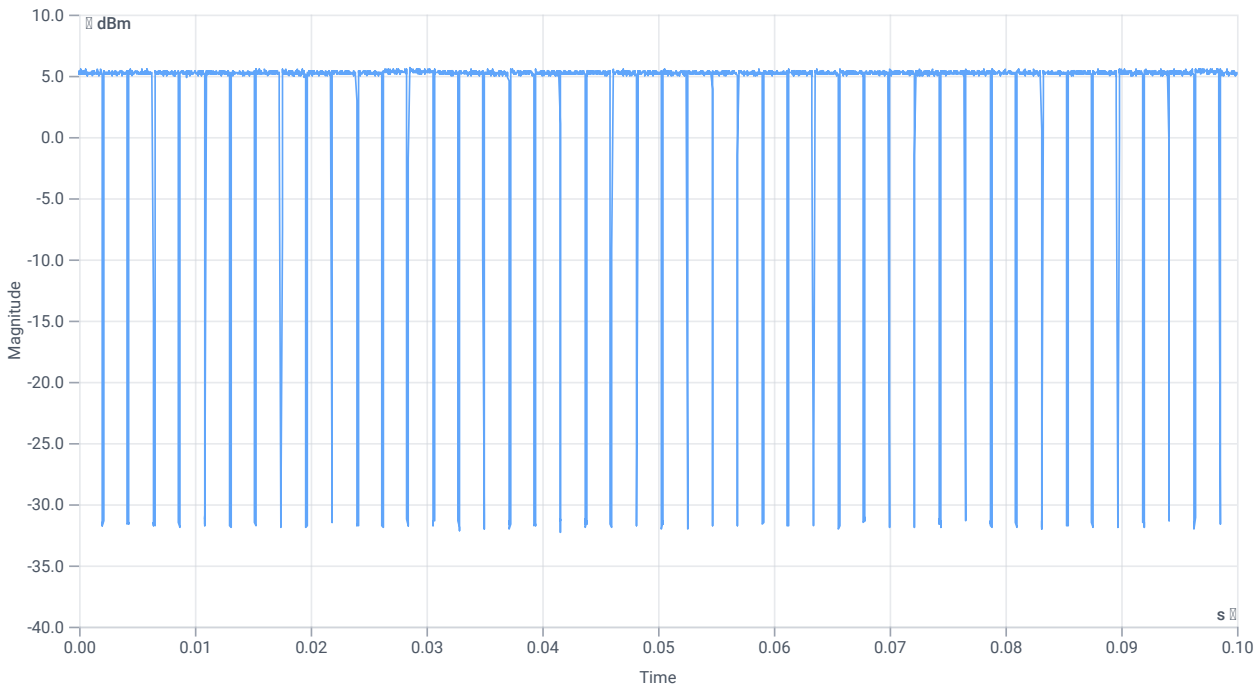

Duty cycle

Evaluation bandwidth

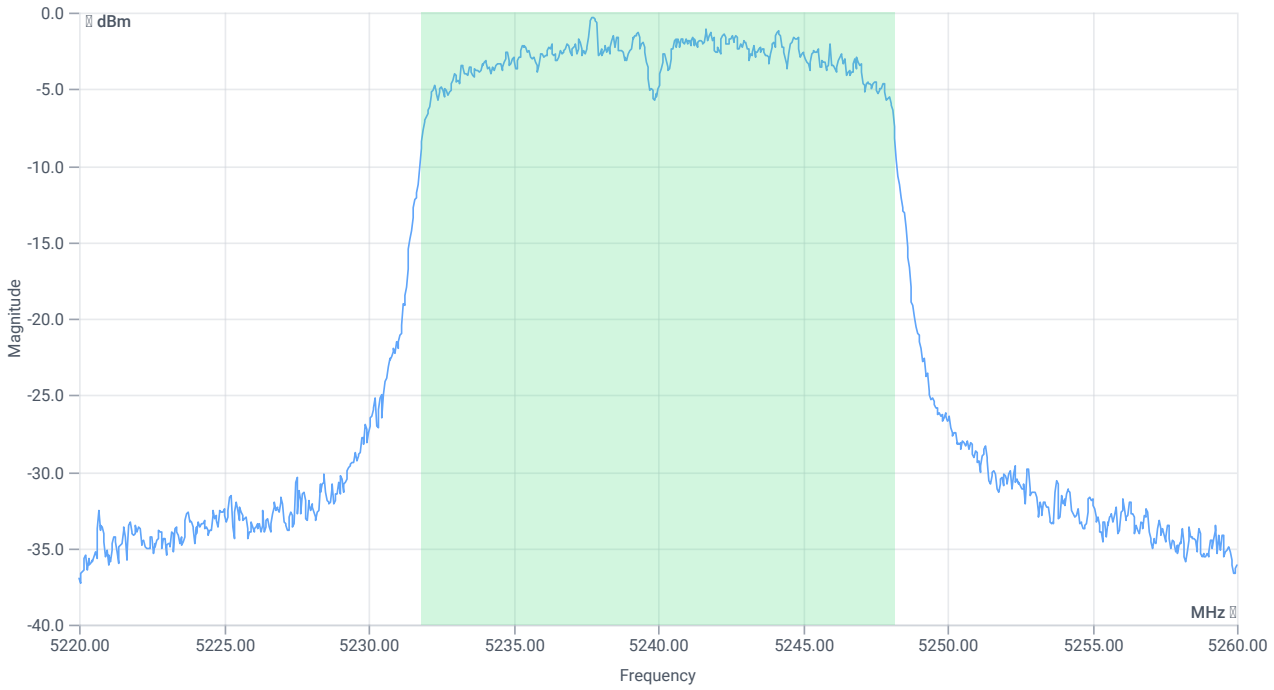

BW 99PCT

RESULT

DESCRIPTION	LOWER LIMIT	UPPER LIMIT	MEASURED	UNIT	VERDICT
Bandwidth 99%	---	---	16.344	MHz	INFO
T1 99%	---	---	5231.8482	MHz	INFO
T2 99%	---	---	5248.1918	MHz	INFO

Maximum Output Power

READ SA SETTINGS:

RefLevel [dBm] | RefLevelOffset [dB] | InpAtt [dB]	15.85 | 9.93 | 20
Start [MHz] | Stop [MHz]	5220.000 | 5260.000
RBW [MHz] | VBW [MHz]	1.000000 | 3.000000
Detector | TraceMode	RMS | MAXH
Sweep: time [ms] | count | points per Section | type	53700 | 1 | 161 | SWE

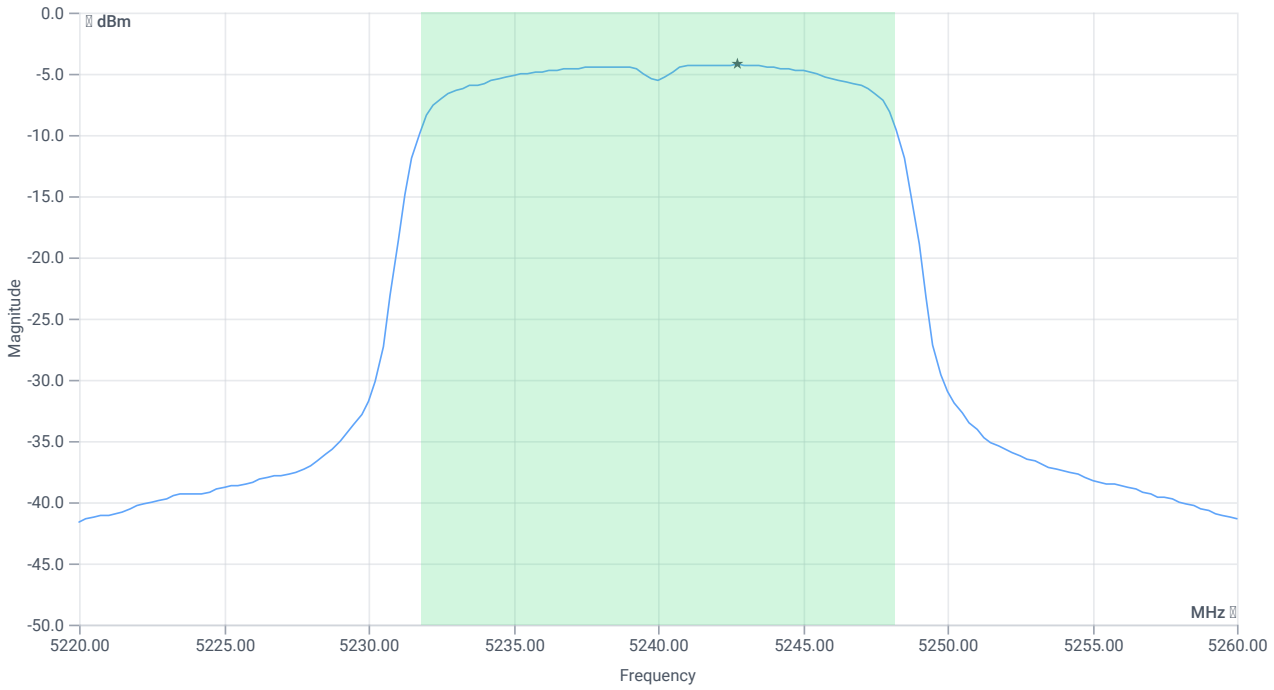

Max OP and PSD

RESULT

DESCRIPTION	LOWER LIMIT	UPPER LIMIT	MEASURED	UNIT	VERDICT
Max output power	---	---	6.73	dBm	INFO
Duty cycle correction	---	---	0.46	dB	INFO
Limit absolute					
Max output power DC corrected	---	24	7.19	dBm	na
Limit: 11 dBm + 10 log 16.344					
Max output power DC corrected	---	23.13	7.19	dBm	na

Power spectral density

RESULT

DESCRIPTION	LOWER LIMIT	UPPER LIMIT	MEASURED	UNIT	VERDICT
Power spectral density	---	---	-4.25	dBm/1MHz	INFO
Duty cycle correction	---	---	0.46	dB	INFO
Power spectral density DC corrected	---	11	-3.79	dBm/1MHz	PASS

Verdict
PASS

FCC 15.407 # Max output power and psd ~ WLAN5Gx a mode U-NII-1

References

TC start	26.01.2024 15:00:35
Ambit temp [°C] | humidity [rel%]	26.5 | 37
System version	5.0.1.0
Standard | Version	FCC 15.407 | NI
Method	KDB789033 D02, F., E.2.e.
Description	FCC 15.407 Max Output Power & PSD - WLAN5Gx a mode U-NII-1
Information	

EUT Common Settings WLAN5Gx

Number of antenna ports	1
User Interaction	No
Device class UNII_1	Client
Limit W52 japan	Standard

Equipment

Signal analyzer,Rohde&Schwarz,FSV-30,1321.3008K30/103170,3.60
Signaling unit,Rohde&Schwarz,CMW,1201.0002k75/102550,4.0.190
Switch matrix,cetecom advanced GmbH,USM,A001,1.0.0

Test Parameter

Technology to test	WLAN5Gx a mode
EUT port	EUT2
Temperature	nom
Voltage	nom
Frequency low to test	False | Freq [MHz] 5180
Frequency mid to test	False | Freq [MHz] 5200
Frequency high to test	True | Freq [MHz] 5240
Auto control enabled power supply | Climatic Box	No | No
Additional path loss [dB]	0.5
Full path type	EUT_SA_GEN_SIG
Full path name	EUT2.SIG1/EUT2.SA/EUT2.GEN1/EUT2.GEN2/
Switch bits	00100010:00010001:00000000:00000001

Test at TX 5240 MHz

RESULT: Reference power cond.

DESCRIPTION	LOWER LIMIT	UPPER LIMIT	MEASURED	UNIT	VERDICT
Ref. power 1MHz/1MHz cond.	---	---	3.88	dBm	INFO
Ref. frequency	---	---	5241.400	MHz	INFO

Evaluation max. duty cycle

DUTY CYCLE EVALUATION

DESCRIPTION	LOWER LIMIT	UPPER LIMIT	MEASURED	UNIT	VERDICT
Result summary					
Number of detected bursts: 45					
Duty cycle (burst Ratio) max	---	---	0.943	---	INFO
Duty cycle max	---	---	0.255	dB	INFO
Duty cycle (burst Ratio) min	---	---	0.91	---	INFO
Duty cycle min	---	---	0.41	dB	INFO
Max TX burst length	---	---	2.05	ms	INFO
Min gap length	---	---	0.125	ms	INFO
Max gap length	---	---	0.2	ms	INFO

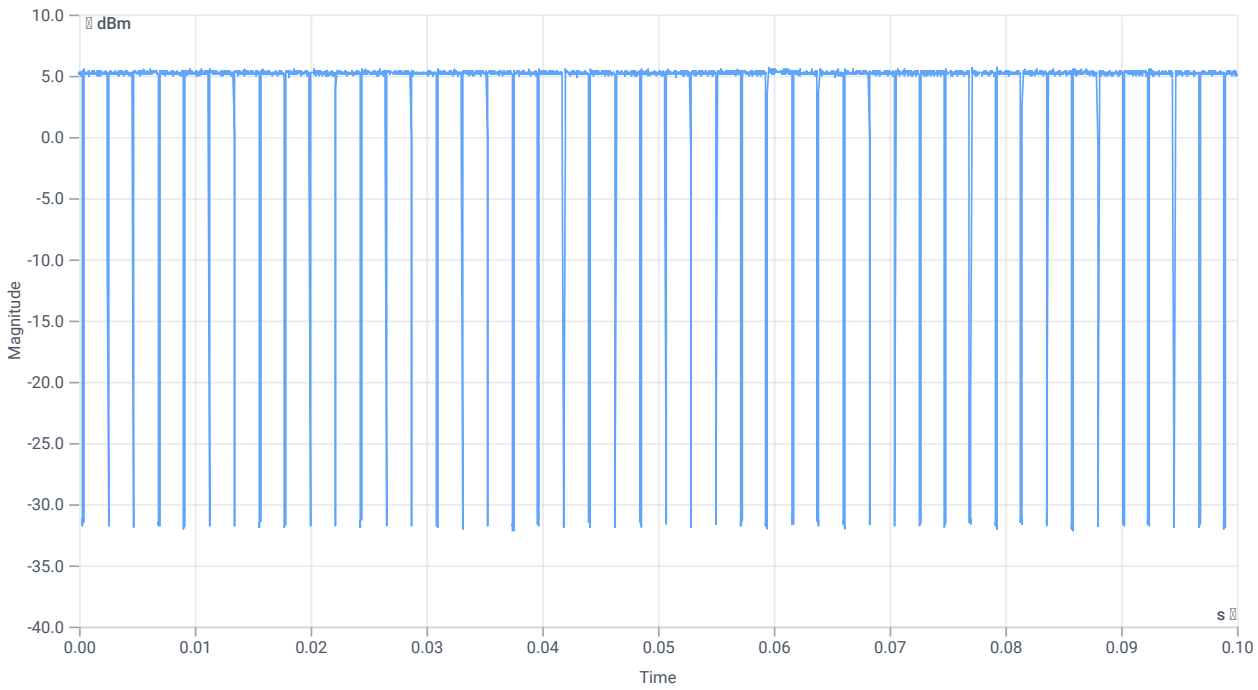

Duty cycle

Evaluation bandwidth

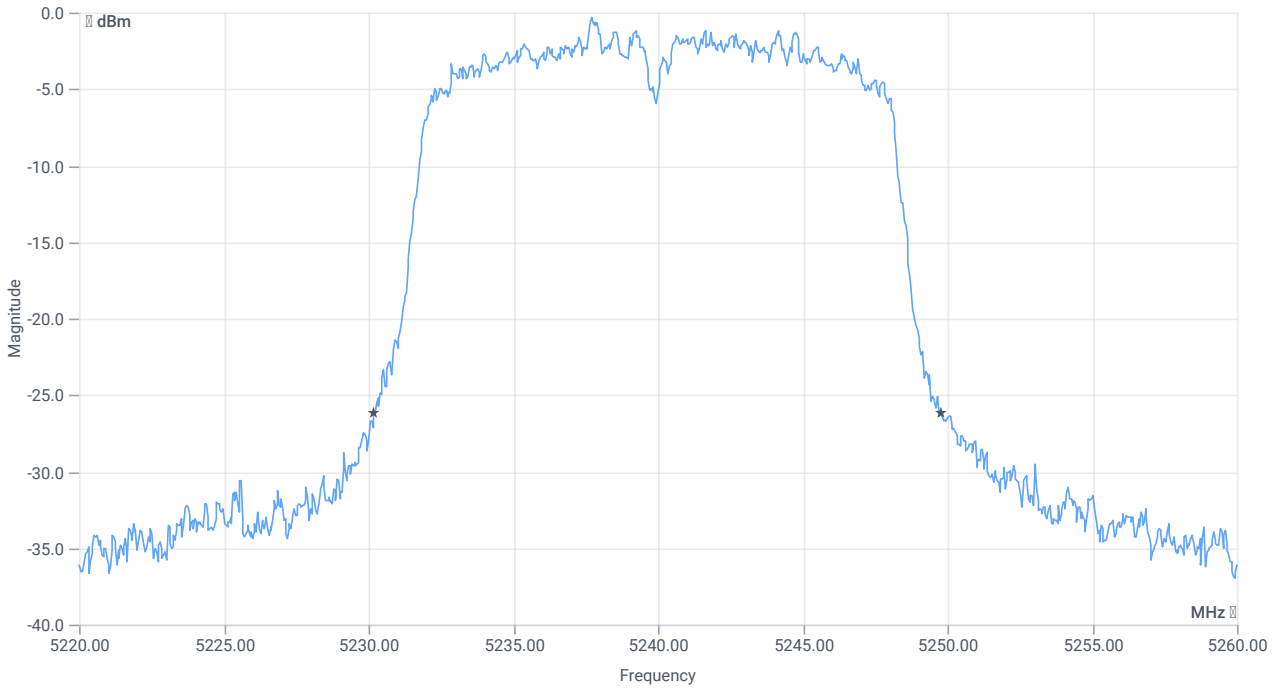

BW 26dB

RESULT

DESCRIPTION	LOWER LIMIT	UPPER LIMIT	MEASURED	UNIT	VERDICT
Bandwidth 26dB	---	---	19.56	MHz	INFO
T1 26dB	---	---	5230.2000	MHz	INFO
T2 26dB	---	---	5249.7600	MHz	INFO

Maximum Output Power

READ SA SETTINGS:

RefLevel [dBm] | RefLevelOffset [dB] | InpAtt [dB]	15.88 | 9.93 | 20
Start [MHz] | Stop [MHz]	5220.000 | 5260.000
RBW [MHz] | VBW [MHz]	1.000000 | 3.000000
Detector | TraceMode	RMS | MAXH
Sweep: time [ms] | count | points per Section | type	53700 | 1 | 161 | SWE

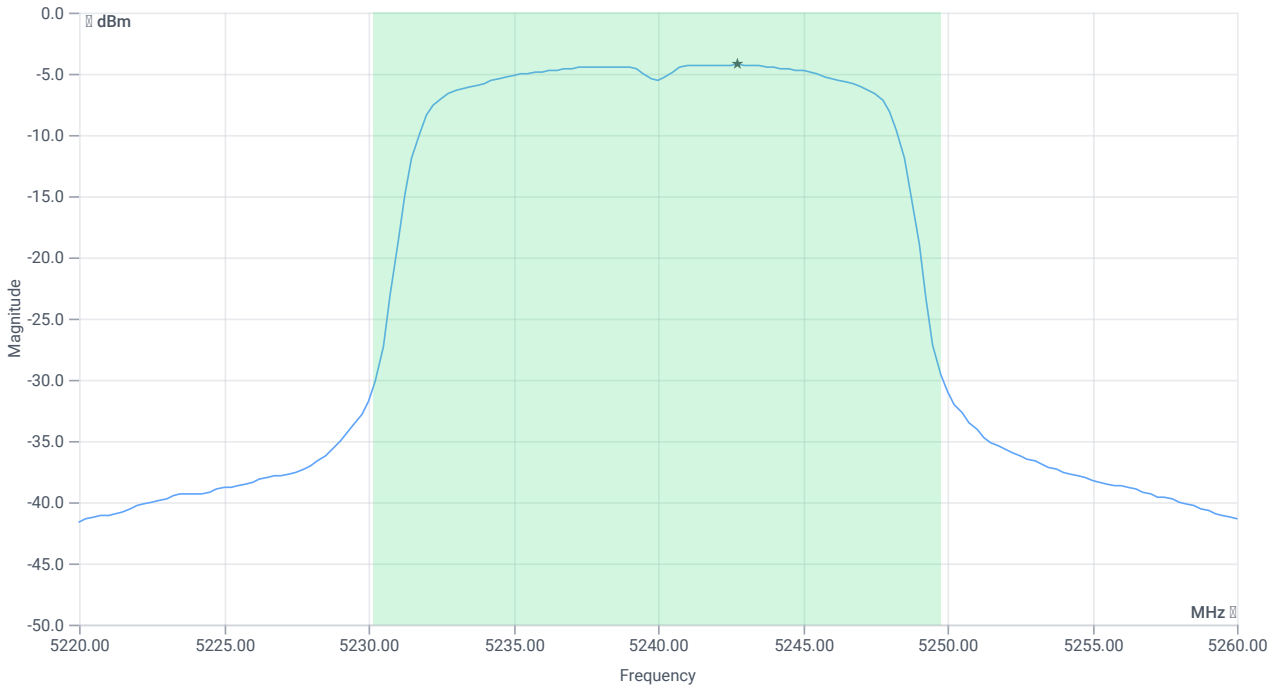

Max OP and PSD

RESULT

DESCRIPTION	LOWER LIMIT	UPPER LIMIT	MEASURED	UNIT	VERDICT
Max output power	---	---	6.81	dBm	INFO
Duty cycle correction	---	---	0.41	dB	INFO
Limit absolute					
Max output power DC corrected	---	24	7.22	dBm	PASS
Limit: 11 dBm + 10 log 19.56					
Max output power DC corrected	---	23.91	7.22	dBm	na

Power spectral density

RESULT

DESCRIPTION	LOWER LIMIT	UPPER LIMIT	MEASURED	UNIT	VERDICT
Power spectral density	---	---	-4.25	dBm/1MHz	INFO
Duty cycle correction	---	---	0.41	dB	INFO
Power spectral density DC corrected	---	11	-3.84	dBm/1MHz	PASS

Verdict
PASS

ISED RSS247 # Max output power and psd ~ WLAN5Gx a mode U-NII-1

References

TC start	26.01.2024 14:58:06
Ambit temp [°C] | humidity [rel%]	26.5 | 37
System version	5.0.1.0
Standard | Version	ISED RSS247 | NI
Method	
Description	ISED Max Output Power & PSD - WLAN5Gx a mode U-NII-1
Information	

EUT Common Settings WLAN5Gx

Number of antenna ports	1
User Interaction	No
Device class UNII_1	Client
Limit W52 japan	Standard

Equipment

Signal analyzer,Rohde&Schwarz,FSV-30,1321.3008K30/103170,3.60
Signaling unit,Rohde&Schwarz,CMW,1201.0002k75/102550,4.0.190
Switch matrix,cetecom advanced GmbH,USM,A001,1.0.0

Test Parameter

Technology to test	WLAN5Gx a mode
EUT port	EUT1
Temperature	nom
Voltage	nom
Frequency low to test	False | Freq [MHz] 5180
Frequency mid to test	False | Freq [MHz] 5200
Frequency high to test	True | Freq [MHz] 5240
Auto control enabled power supply | Climatic Box	No | No
Additional path loss [dB]	0.5
Full path type	EUT_SA_GEN_SIG
Full path name	EUT1.SIG1/EUT1.SA/EUT1.GEN1/EUT1.GEN2/
Switch bits	00010001:00010001:00000000:00000001

Test at TX 5240 MHz

RESULT: Reference power cond.

DESCRIPTION	LOWER LIMIT	UPPER LIMIT	MEASURED	UNIT	VERDICT
Ref. power 1MHz/1MHz cond.	---	---	3.59	dBm	INFO
Ref. frequency	---	---	5236.400	MHz	INFO

Evaluation max. duty cycle

DUTY CYCLE EVALUATION

DESCRIPTION	LOWER LIMIT	UPPER LIMIT	MEASURED	UNIT	VERDICT
Result summary					
Number of detected bursts: 44					
Duty cycle (burst Ratio) max	---	---	0.943	---	INFO
Duty cycle max	---	---	0.255	dB	INFO
Duty cycle (burst Ratio) min	---	---	0.91	---	INFO
Duty cycle min	---	---	0.41	dB	INFO
Max TX burst length	---	---	2.05	ms	INFO
Min gap length	---	---	0.125	ms	INFO
Max gap length	---	---	0.2	ms	INFO

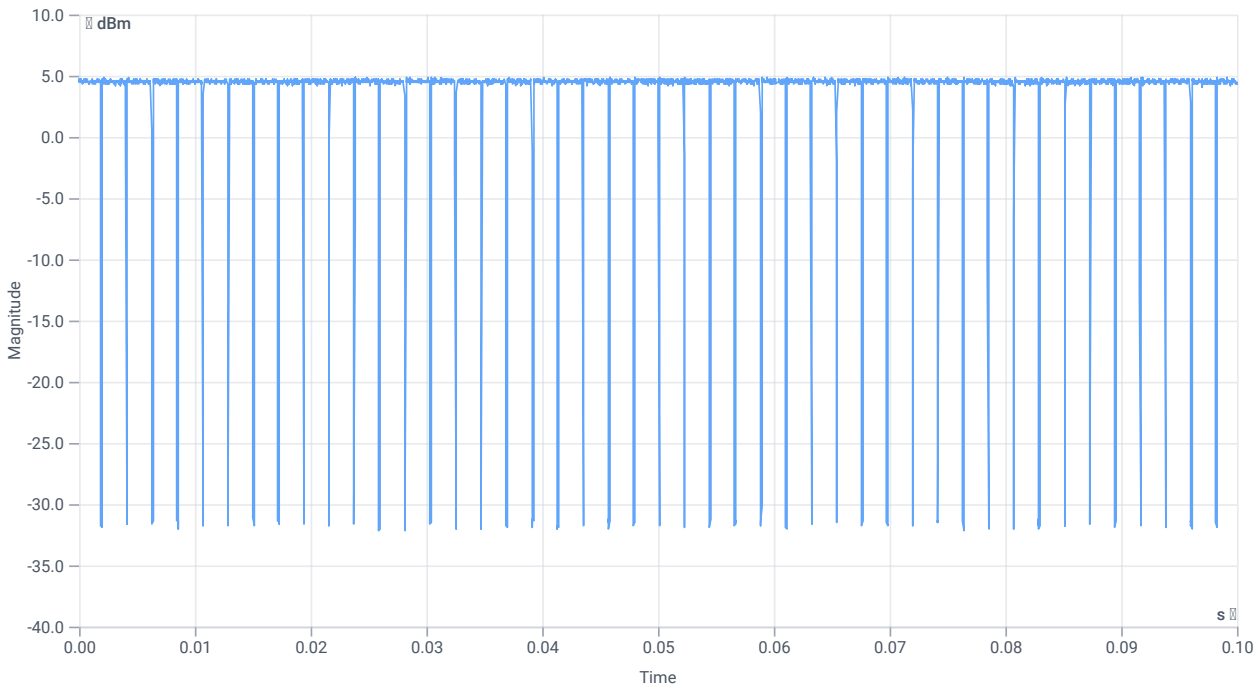

Duty cycle

Evaluation bandwidth

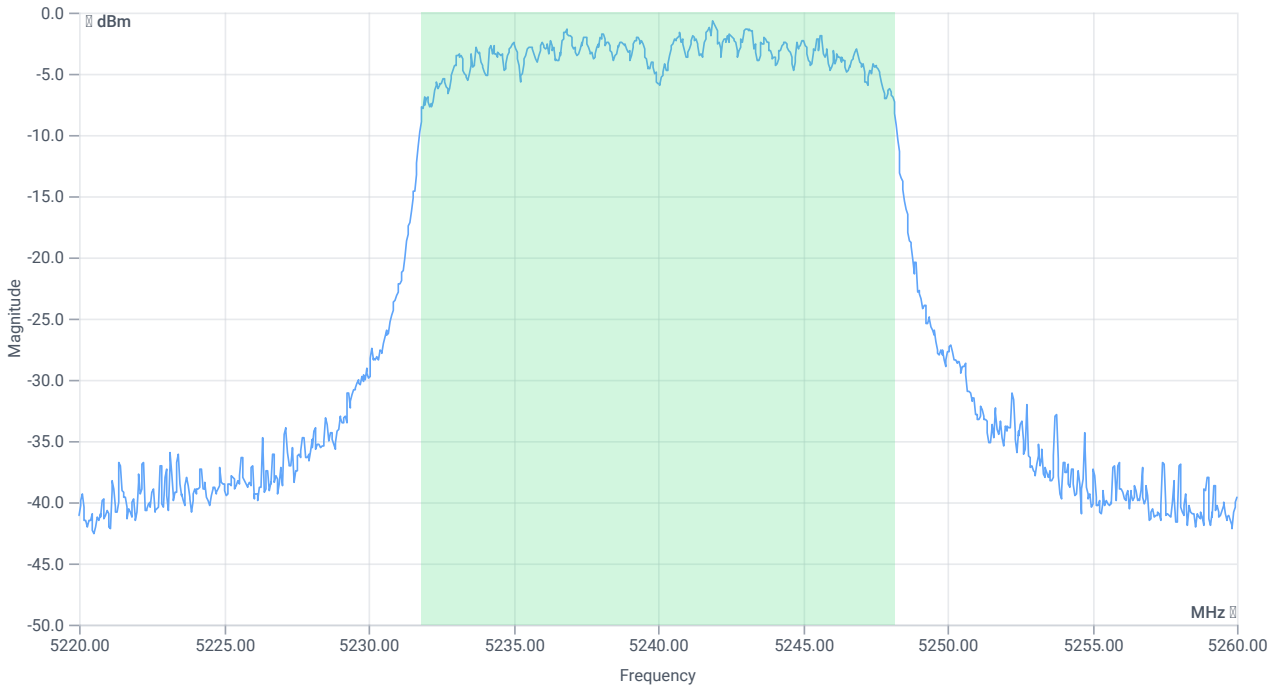

BW 99PCT

RESULT

DESCRIPTION	LOWER LIMIT	UPPER LIMIT	MEASURED	UNIT	VERDICT
Bandwidth 99%	---	---	16.304	MHz	INFO
T1 99%	---	---	5231.8482	MHz	INFO
T2 99%	---	---	5248.1518	MHz	INFO

Maximum Output Power

READ SA SETTINGS:

RefLevel [dBm] | RefLevelOffset [dB] | InpAtt [dB]	15.59 | 9.92 | 20
Start [MHz] | Stop [MHz]	5220.000 | 5260.000
RBW [MHz] | VBW [MHz]	1.000000 | 3.000000
Detector | TraceMode	RMS | MAXH
Sweep: time [ms] | count | points per Section | type	53700 | 1 | 161 | SWE

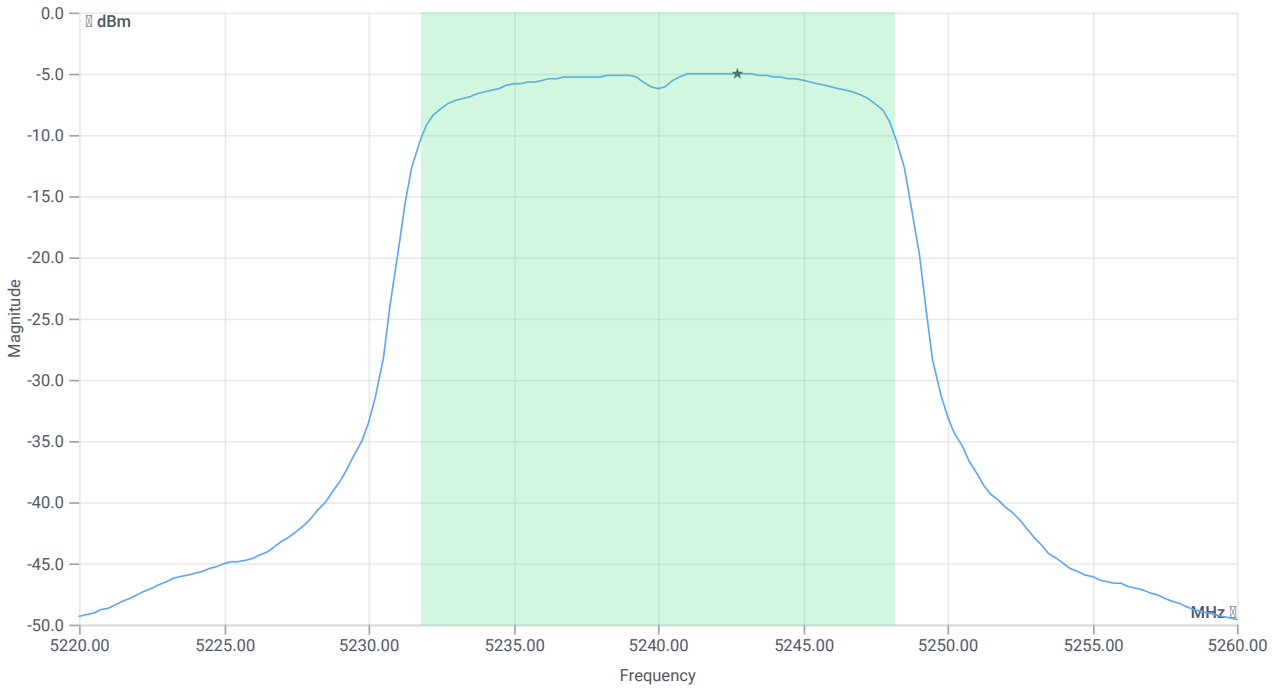

Max OP and PSD

RESULT

DESCRIPTION	LOWER LIMIT	UPPER LIMIT	MEASURED	UNIT	VERDICT
Max output power	---	---	6	dBm	INFO
Duty cycle correction	---	---	0.41	dB	INFO
Limit absolute					
Max output power DC corrected	---	24	6.41	dBm	na
Limit: 11 dBm + 10 log 16.304					
Max output power DC corrected	---	23.12	6.41	dBm	na

Power spectral density

RESULT

DESCRIPTION	LOWER LIMIT	UPPER LIMIT	MEASURED	UNIT	VERDICT
Power spectral density	---	---	-4.97	dBm/1MHz	INFO
Duty cycle correction	---	---	0.41	dB	INFO
Power spectral density DC corrected	---	11	-4.56	dBm/1MHz	PASS

Verdict
PASS

FCC 15.407 # Max output power and psd ~ WLAN5Gx a mode U-NII-1

References

TC start	26.01.2024 14:56:36
Ambit temp [°C] | humidity [rel%]	26.5 | 37
System version	5.0.1.0
Standard | Version	FCC 15.407 | NI
Method	KDB789033 D02, F., E.2.e.
Description	FCC 15.407 Max Output Power & PSD - WLAN5Gx a mode U-NII-1
Information	

EUT Common Settings WLAN5Gx

Number of antenna ports	1
User Interaction	No
Device class UNII_1	Client
Limit W52 japan	Standard

Equipment

Signal analyzer,Rohde&Schwarz,FSV-30,1321.3008K30/103170,3.60
Signaling unit,Rohde&Schwarz,CMW,1201.0002k75/102550,4.0.190
Switch matrix,cetecom advanced GmbH,USM,A001,1.0.0

Test Parameter

Technology to test	WLAN5Gx a mode
EUT port	EUT1
Temperature	nom
Voltage	nom
Frequency low to test	False | Freq [MHz] 5180
Frequency mid to test	False | Freq [MHz] 5200
Frequency high to test	True | Freq [MHz] 5240
Auto control enabled power supply | Climatic Box	No | No
Additional path loss [dB]	0.5
Full path type	EUT_SA_GEN_SIG
Full path name	EUT1.SIG1/EUT1.SA/EUT1.GEN1/EUT1.GEN2/
Switch bits	00010001:00010001:00000000:00000001

Test at TX 5240 MHz

RESULT: Reference power cond.

DESCRIPTION	LOWER LIMIT	UPPER LIMIT	MEASURED	UNIT	VERDICT
Ref. power 1MHz/1MHz cond.	---	---	3.63	dBm	INFO
Ref. frequency	---	---	5245.390	MHz	INFO

Evaluation max. duty cycle

DUTY CYCLE EVALUATION

DESCRIPTION	LOWER LIMIT	UPPER LIMIT	MEASURED	UNIT	VERDICT
Result summary					
Number of detected bursts: 45					
Duty cycle (burst Ratio) max	---	---	0.943	---	INFO
Duty cycle max	---	---	0.255	dB	INFO
Duty cycle (burst Ratio) min	---	---	0.9	---	INFO
Duty cycle min	---	---	0.458	dB	INFO
Max TX burst length	---	---	2.05	ms	INFO
Min gap length	---	---	0.125	ms	INFO
Max gap length	---	---	0.225	ms	INFO

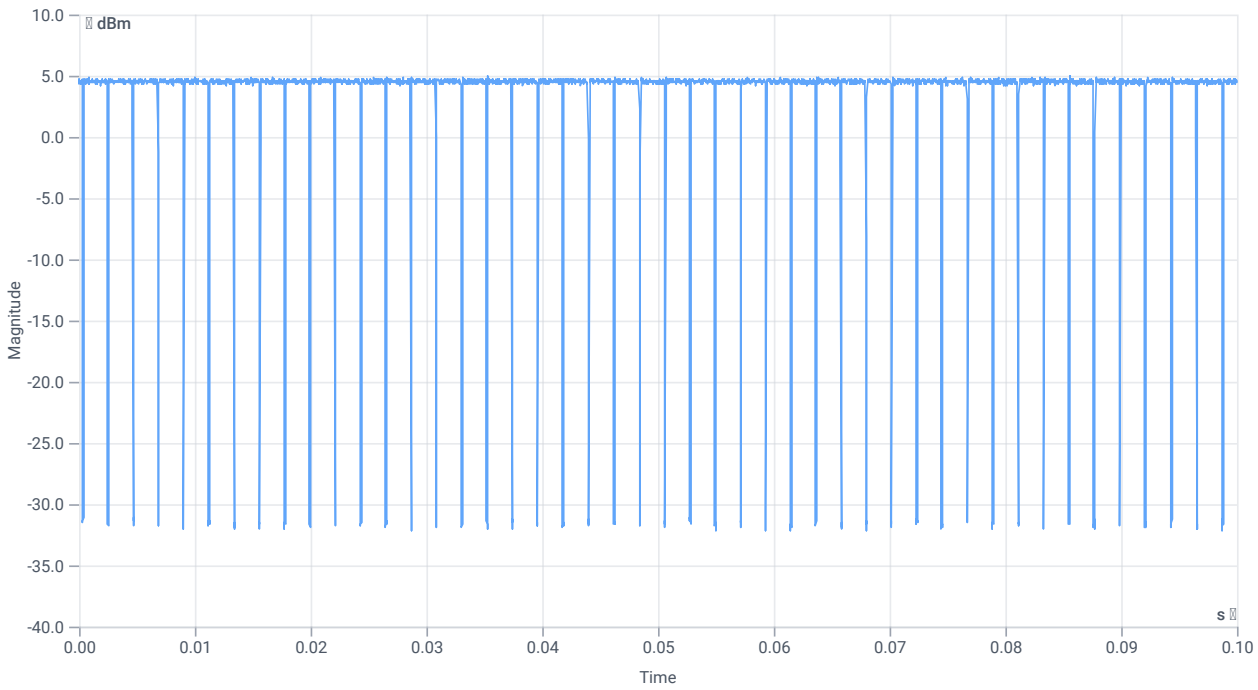

Duty cycle

Evaluation bandwidth

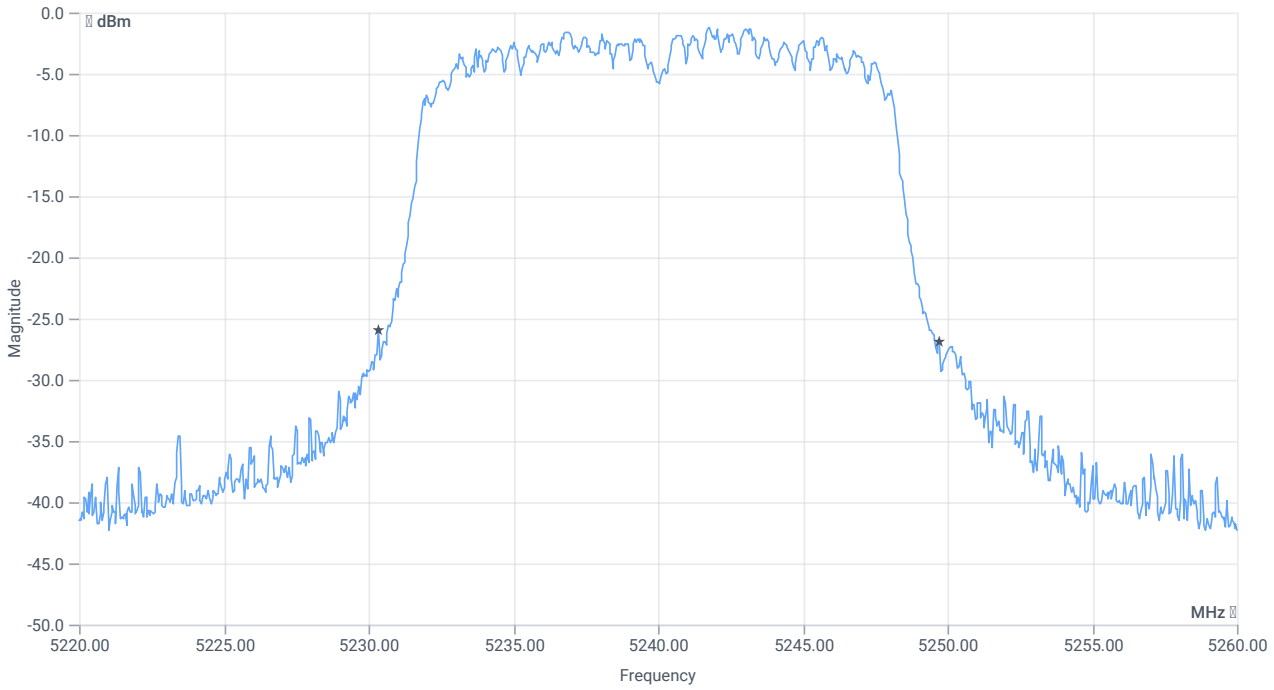

BW 26dB

RESULT

DESCRIPTION	LOWER LIMIT	UPPER LIMIT	MEASURED	UNIT	VERDICT
Bandwidth 26dB	---	---	19.4	MHz	INFO
T1 26dB	---	---	5230.3200	MHz	INFO
T2 26dB	---	---	5249.7200	MHz	INFO

Maximum Output Power

READ SA SETTINGS:

RefLevel [dBm] | RefLevelOffset [dB] | InpAtt [dB]	15.63 | 9.92 | 20
Start [MHz] | Stop [MHz]	5220.000 | 5260.000
RBW [MHz] | VBW [MHz]	1.000000 | 3.000000
Detector | TraceMode	RMS | MAXH
Sweep: time [ms] | count | points per Section | type	53700 | 1 | 161 | SWE

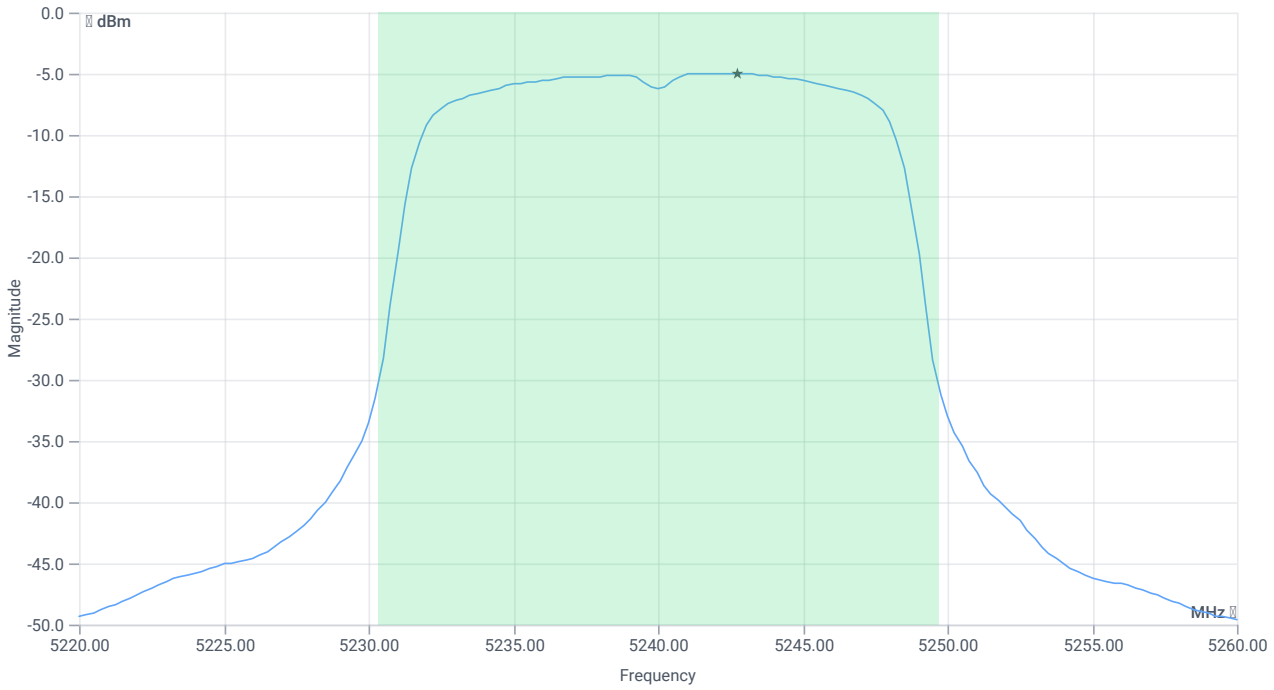

Max OP and PSD

RESULT

DESCRIPTION	LOWER LIMIT	UPPER LIMIT	MEASURED	UNIT	VERDICT
Max output power	---	---	6.09	dBm	INFO
Duty cycle correction	---	---	0.46	dB	INFO
Limit absolute					
Max output power DC corrected	---	24	6.55	dBm	PASS
Limit: 11 dBm + 10 log 19.4					
Max output power DC corrected	---	23.88	6.55	dBm	na

Power spectral density

RESULT

DESCRIPTION	LOWER LIMIT	UPPER LIMIT	MEASURED	UNIT	VERDICT
Power spectral density	---	---	-4.97	dBm/1MHz	INFO
Duty cycle correction	---	---	0.46	dB	INFO
Power spectral density DC corrected	---	11	-4.51	dBm/1MHz	PASS

Verdict
PASS

ISED RSS247 # Max output power and psd ~ WLAN5Gx a mode U-NII-1

References

TC start	26.01.2024 14:52:56
Ambit temp [°C] | humidity [rel%]	26.4 | 37
System version	5.0.1.0
Standard | Version	ISED RSS247 | NI
Method	
Description	ISED Max Output Power & PSD - WLAN5Gx a mode U-NII-1
Information	

EUT Common Settings WLAN5Gx

Number of antenna ports	1
User Interaction	No
Device class UNII_1	Client
Limit W52 japan	Standard

Equipment

Signal analyzer,Rohde&Schwarz,FSV-30,1321.3008K30/103170,3.60
Signaling unit,Rohde&Schwarz,CMW,1201.0002k75/102550,4.0.190
Switch matrix,cetecom advanced GmbH,USM,A001,1.0.0

Test Parameter

Technology to test	WLAN5Gx a mode
EUT port	EUT2
Temperature	nom
Voltage	nom
Frequency low to test	False | Freq [MHz] 5180
Frequency mid to test	True | Freq [MHz] 5200
Frequency high to test	False | Freq [MHz] 5240
Auto control enabled power supply | Climatic Box	No | No
Additional path loss [dB]	0.5
Full path type	EUT_SA_GEN_SIG
Full path name	EUT2.SIG1/EUT2.SA/EUT2.GEN1/EUT2.GEN2/
Switch bits	00100010:00010001:00000000:00000001

Test at TX 5200 MHz

RESULT: Reference power cond.

DESCRIPTION	LOWER LIMIT	UPPER LIMIT	MEASURED	UNIT	VERDICT
Ref. power 1MHz/1MHz cond.	---	---	3.38	dBm	INFO
Ref. frequency	---	---	5196.600	MHz	INFO

Evaluation max. duty cycle

DUTY CYCLE EVALUATION

DESCRIPTION	LOWER LIMIT	UPPER LIMIT	MEASURED	UNIT	VERDICT
Result summary					
Number of detected bursts: 45					
Duty cycle (burst Ratio) max	---	---	0.943	---	INFO
Duty cycle max	---	---	0.255	dB	INFO
Duty cycle (burst Ratio) min	---	---	0.9	---	INFO
Duty cycle min	---	---	0.458	dB	INFO
Max TX burst length	---	---	2.05	ms	INFO
Min gap length	---	---	0.125	ms	INFO
Max gap length	---	---	0.225	ms	INFO

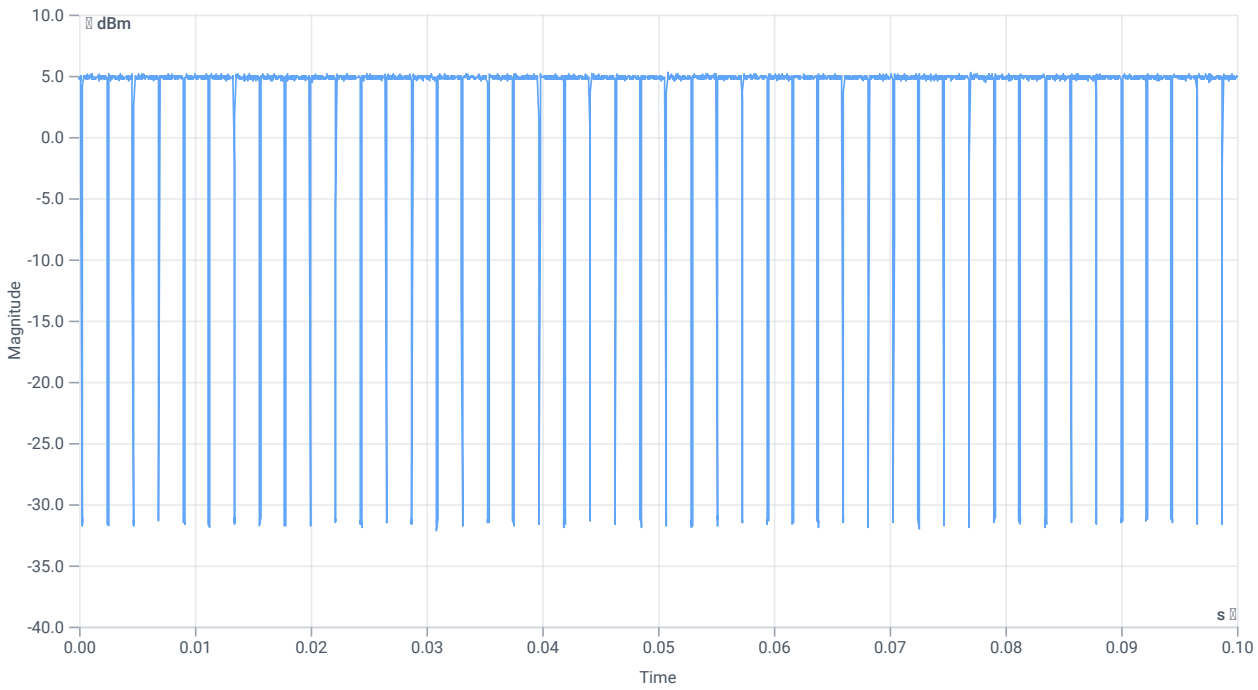

Duty cycle

Evaluation bandwidth

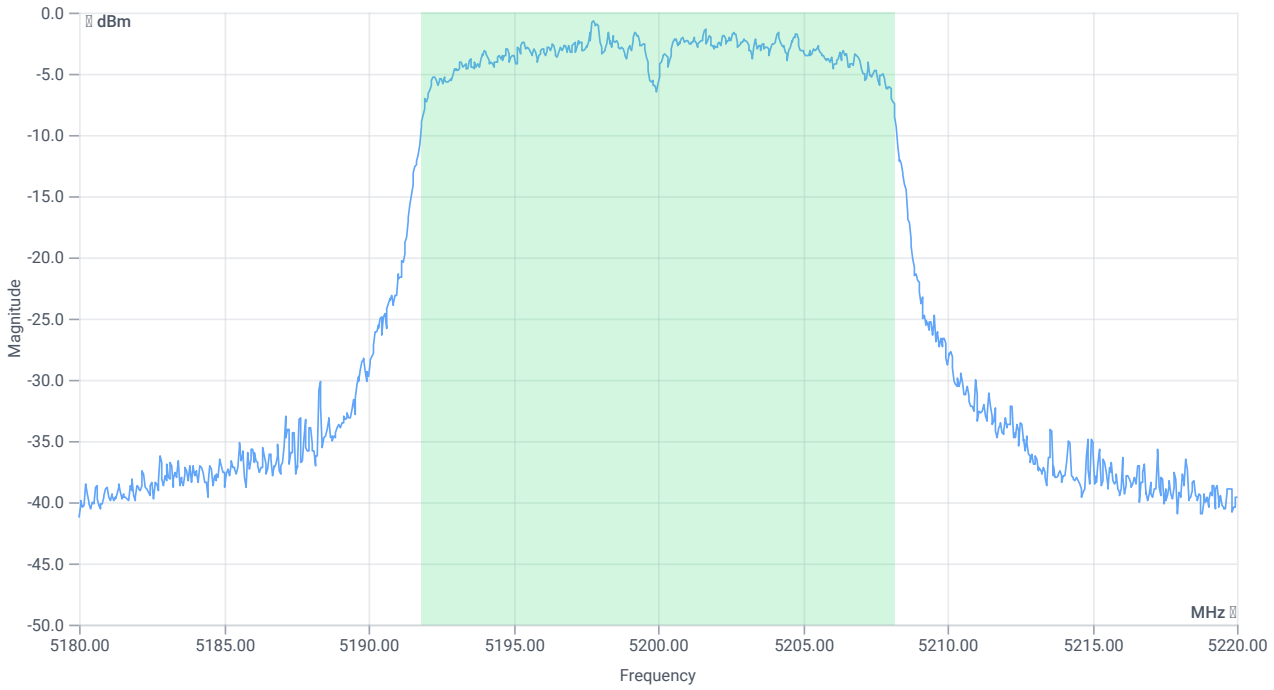

BW 99PCT

RESULT

DESCRIPTION	LOWER LIMIT	UPPER LIMIT	MEASURED	UNIT	VERDICT
Bandwidth 99%	---	---	16.344	MHz	INFO
T1 99%	---	---	5191.8482	MHz	INFO
T2 99%	---	---	5208.1918	MHz	INFO

Maximum Output Power

READ SA SETTINGS:

RefLevel [dBm] | RefLevelOffset [dB] | InpAtt [dB]	15.38 | 10.08 | 20
Start [MHz] | Stop [MHz]	5180.000 | 5220.000
RBW [MHz] | VBW [MHz]	1.000000 | 3.000000
Detector | TraceMode	RMS | MAXH
Sweep: time [ms] | count | points per Section | type	53700 | 1 | 161 | SWE

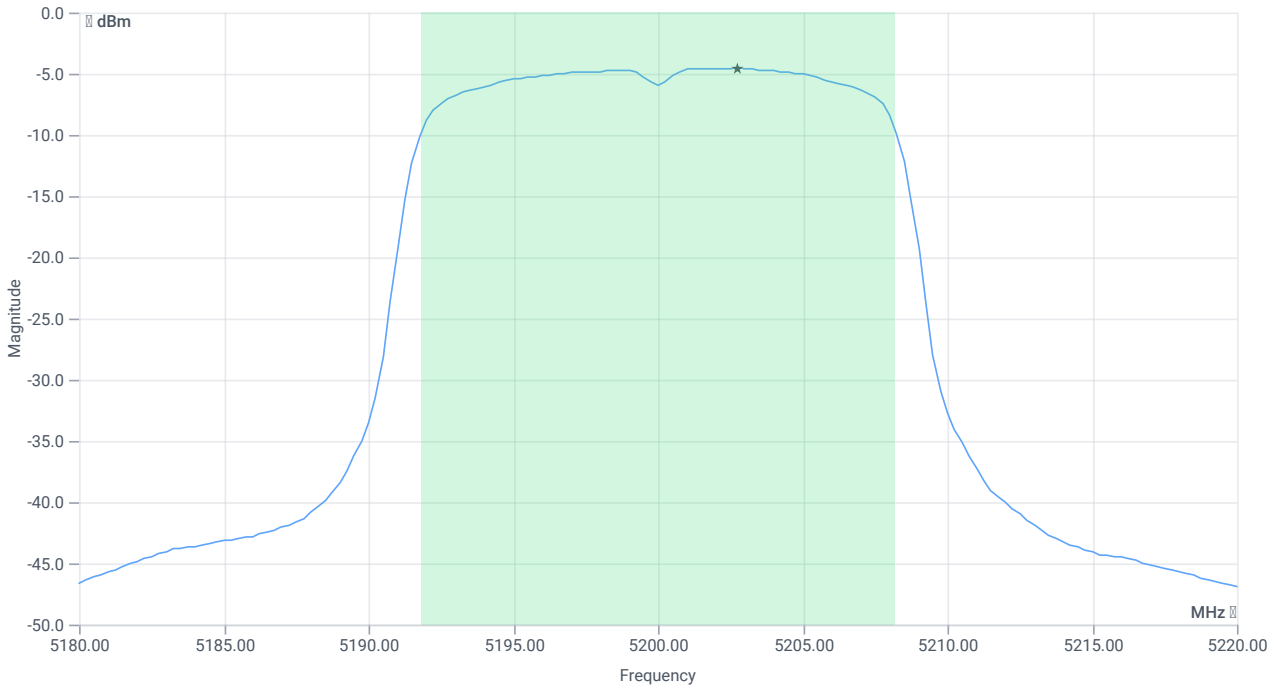

Max OP and PSD

RESULT

DESCRIPTION	LOWER LIMIT	UPPER LIMIT	MEASURED	UNIT	VERDICT
Max output power	---	---	6.42	dBm	INFO
Duty cycle correction	---	---	0.46	dB	INFO
Limit absolute					
Max output power DC corrected	---	24	6.88	dBm	na
Limit: 11 dBm + 10 log 16.344					
Max output power DC corrected	---	23.13	6.88	dBm	na

Power spectral density

RESULT

DESCRIPTION	LOWER LIMIT	UPPER LIMIT	MEASURED	UNIT	VERDICT
Power spectral density	---	---	-4.53	dBm/1MHz	INFO
Duty cycle correction	---	---	0.46	dB	INFO
Power spectral density DC corrected	---	11	-4.07	dBm/1MHz	PASS

Verdict
PASS

FCC 15.407 # Max output power and psd ~ WLAN5Gx a mode U-NII-1

References

TC start	26.01.2024 14:51:25
Ambit temp [°C] | humidity [rel%]	26.4 | 37
System version	5.0.1.0
Standard | Version	FCC 15.407 | NI
Method	KDB789033 D02, F., E.2.e.
Description	FCC 15.407 Max Output Power & PSD - WLAN5Gx a mode U-NII-1
Information	

EUT Common Settings WLAN5Gx

Number of antenna ports	1
User Interaction	No
Device class UNII_1	Client
Limit W52 japan	Standard

Equipment

Signal analyzer,Rohde&Schwarz,FSV-30,1321.3008K30/103170,3.60
Signaling unit,Rohde&Schwarz,CMW,1201.0002k75/102550,4.0.190
Switch matrix,cetecom advanced GmbH,USM,A001,1.0.0

Test Parameter

Technology to test	WLAN5Gx a mode
EUT port	EUT2
Temperature	nom
Voltage	nom
Frequency low to test	False | Freq [MHz] 5180
Frequency mid to test	True | Freq [MHz] 5200
Frequency high to test	False | Freq [MHz] 5240
Auto control enabled power supply | Climatic Box	No | No
Additional path loss [dB]	0.5
Full path type	EUT_SA_GEN_SIG
Full path name	EUT2.SIG1/EUT2.SA/EUT2.GEN1/EUT2.GEN2/
Switch bits	00100010:00010001:00000000:00000001

Test at TX 5200 MHz

RESULT: Reference power cond.

DESCRIPTION	LOWER LIMIT	UPPER LIMIT	MEASURED	UNIT	VERDICT
Ref. power 1MHz/1MHz cond.	---	---	3.50	dBm	INFO
Ref. frequency	---	---	5202.600	MHz	INFO

Evaluation max. duty cycle

DUTY CYCLE EVALUATION

DESCRIPTION	LOWER LIMIT	UPPER LIMIT	MEASURED	UNIT	VERDICT
Result summary					
Number of detected bursts: 45					
Duty cycle (burst Ratio) max	---	---	0.943	---	INFO
Duty cycle max	---	---	0.255	dB	INFO
Duty cycle (burst Ratio) min	---	---	0.91	---	INFO
Duty cycle min	---	---	0.41	dB	INFO
Max TX burst length	---	---	2.05	ms	INFO
Min gap length	---	---	0.125	ms	INFO
Max gap length	---	---	0.2	ms	INFO

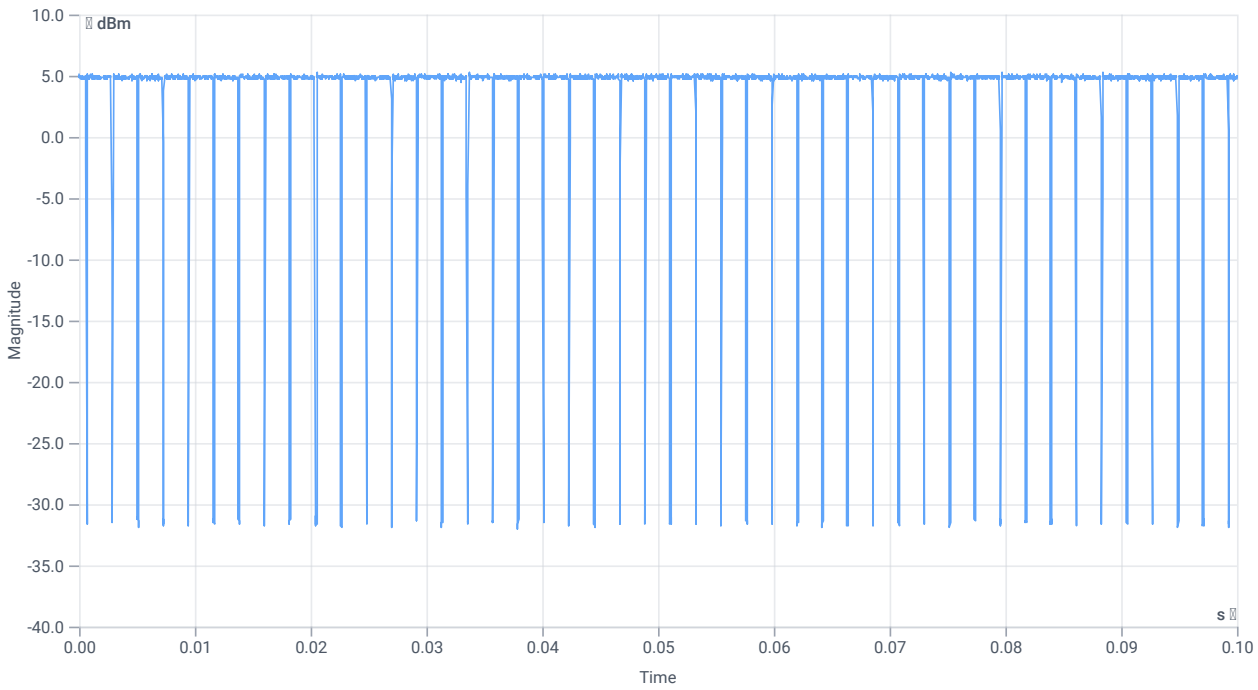

Duty cycle

Evaluation bandwidth

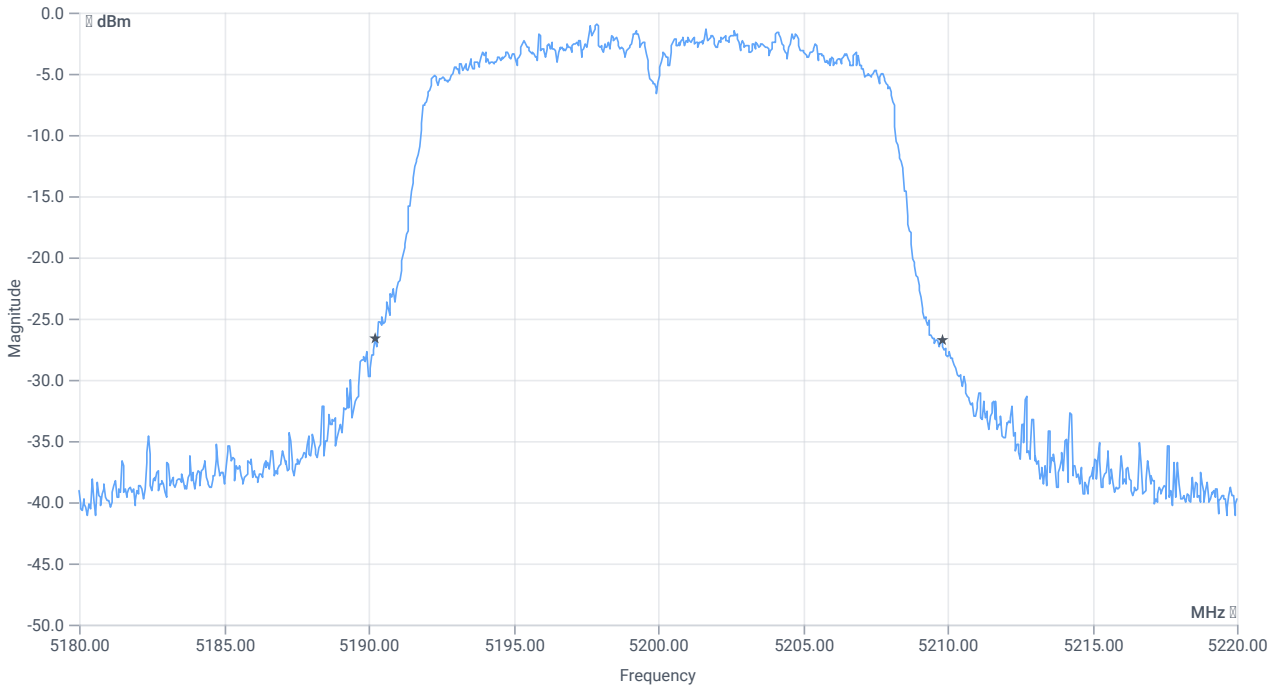

BW 26dB

RESULT

DESCRIPTION	LOWER LIMIT	UPPER LIMIT	MEASURED	UNIT	VERDICT
Bandwidth 26dB	---	---	19.56	MHz	INFO
T1 26dB	---	---	5190.2400	MHz	INFO
T2 26dB	---	---	5209.8000	MHz	INFO

Maximum Output Power

READ SA SETTINGS:

RefLevel [dBm] | RefLevelOffset [dB] | InpAtt [dB]	15.50 | 10.08 | 20
Start [MHz] | Stop [MHz]	5180.000 | 5220.000
RBW [MHz] | VBW [MHz]	1.000000 | 3.000000
Detector | TraceMode	RMS | MAXH
Sweep: time [ms] | count | points per Section | type	53700 | 1 | 161 | SWE

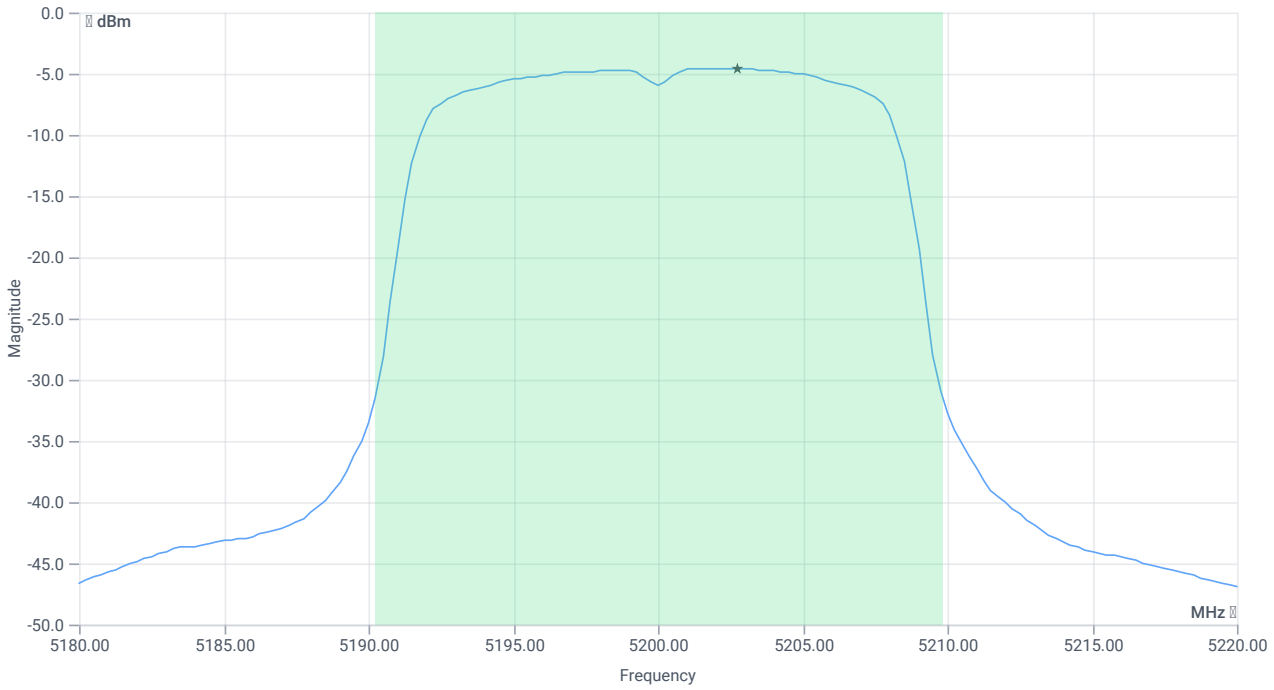

Max OP and PSD

RESULT

DESCRIPTION	LOWER LIMIT	UPPER LIMIT	MEASURED	UNIT	VERDICT
Max output power	---	---	6.51	dBm	INFO
Duty cycle correction	---	---	0.41	dB	INFO
Limit absolute					
Max output power DC corrected	---	24	6.92	dBm	PASS
Limit: 11 dBm + 10 log 19.56					
Max output power DC corrected	---	23.91	6.92	dBm	na

Power spectral density

RESULT

DESCRIPTION	LOWER LIMIT	UPPER LIMIT	MEASURED	UNIT	VERDICT
Power spectral density	---	---	-4.55	dBm/1MHz	INFO
Duty cycle correction	---	---	0.41	dB	INFO
Power spectral density DC corrected	---	11	-4.14	dBm/1MHz	PASS

Verdict
PASS

ISED RSS247 # Max output power and psd ~ WLAN5Gx a mode U-NII-1

References

TC start	26.01.2024 14:48:50
Ambit temp [°C] | humidity [rel%]	26.4 | 37
System version	5.0.1.0
Standard | Version	ISED RSS247 | NI
Method	
Description	ISED Max Output Power & PSD - WLAN5Gx a mode U-NII-1
Information	

EUT Common Settings WLAN5Gx

Number of antenna ports	1
User Interaction	No
Device class UNII_1	Client
Limit W52 japan	Standard

Equipment

Signal analyzer,Rohde&Schwarz,FSV-30,1321.3008K30/103170,3.60
Signaling unit,Rohde&Schwarz,CMW,1201.0002k75/102550,4.0.190
Switch matrix,cetecom advanced GmbH,USM,A001,1.0.0

Test Parameter

Technology to test	WLAN5Gx a mode
EUT port	EUT1
Temperature	nom
Voltage	nom
Frequency low to test	False | Freq [MHz] 5180
Frequency mid to test	True | Freq [MHz] 5200
Frequency high to test	False | Freq [MHz] 5240
Auto control enabled power supply | Climatic Box	No | No
Additional path loss [dB]	0.5
Full path type	EUT_SA_GEN_SIG
Full path name	EUT1.SIG1/EUT1.SA/EUT1.GEN1/EUT1.GEN2/
Switch bits	00010001:00010001:00000000:00000001

Test at TX 5200 MHz

RESULT: Reference power cond.

DESCRIPTION	LOWER LIMIT	UPPER LIMIT	MEASURED	UNIT	VERDICT
Ref. power 1MHz/1MHz cond.	---	---	4.82	dBm	INFO
Ref. frequency	---	---	5202.000	MHz	INFO

Evaluation max. duty cycle

DUTY CYCLE EVALUATION

DESCRIPTION	LOWER LIMIT	UPPER LIMIT	MEASURED	UNIT	VERDICT
Result summary					
Number of detected bursts: 45					
Duty cycle (burst Ratio) max	---	---	0.943	---	INFO
Duty cycle max	---	---	0.255	dB	INFO
Duty cycle (burst Ratio) min	---	---	0.9	---	INFO
Duty cycle min	---	---	0.458	dB	INFO
Max TX burst length	---	---	2.05	ms	INFO
Min gap length	---	---	0.125	ms	INFO
Max gap length	---	---	0.225	ms	INFO

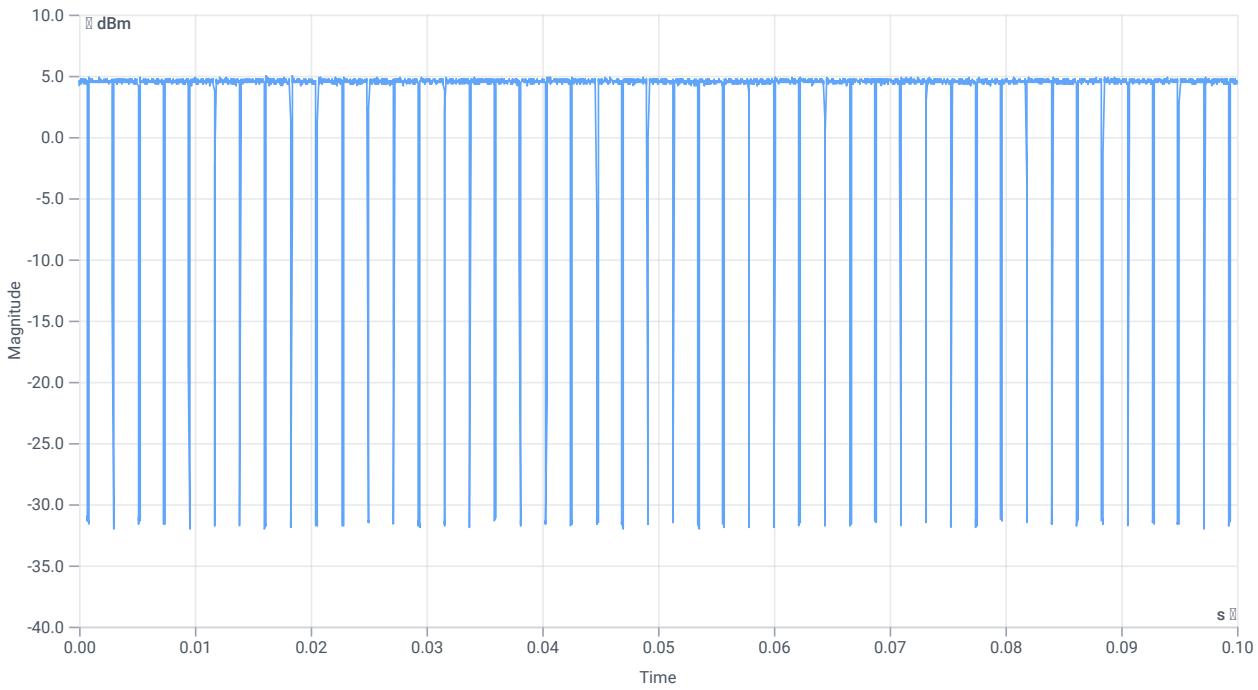

Duty cycle

Evaluation bandwidth

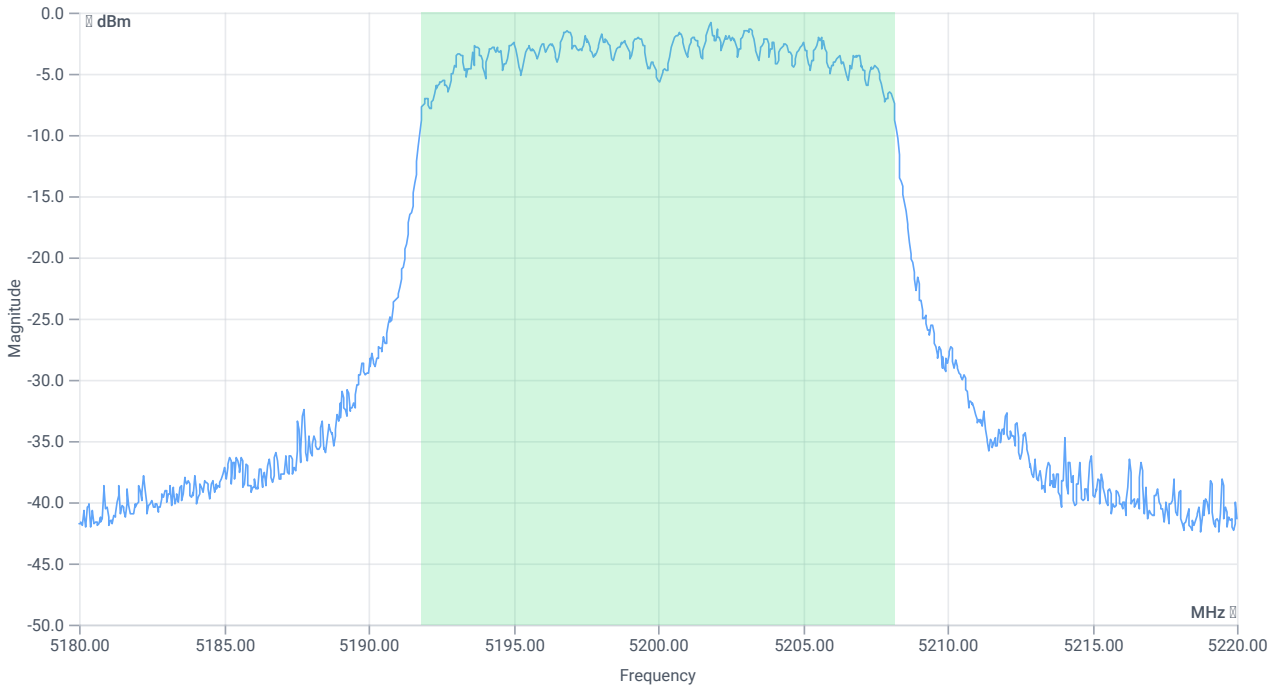

BW 99PCT

RESULT

DESCRIPTION	LOWER LIMIT	UPPER LIMIT	MEASURED	UNIT	VERDICT
Bandwidth 99%	---	---	16.304	MHz	INFO
T1 99%	---	---	5191.8482	MHz	INFO
T2 99%	---	---	5208.1518	MHz	INFO

Maximum Output Power

READ SA SETTINGS:

RefLevel [dBm] | RefLevelOffset [dB] | InpAtt [dB]	16.82 | 10.05 | 25
Start [MHz] | Stop [MHz]	5180.000 | 5220.000
RBW [MHz] | VBW [MHz]	1.000000 | 3.000000
Detector | TraceMode	RMS | MAXH
Sweep: time [ms] | count | points per Section | type	53700 | 1 | 161 | SWE

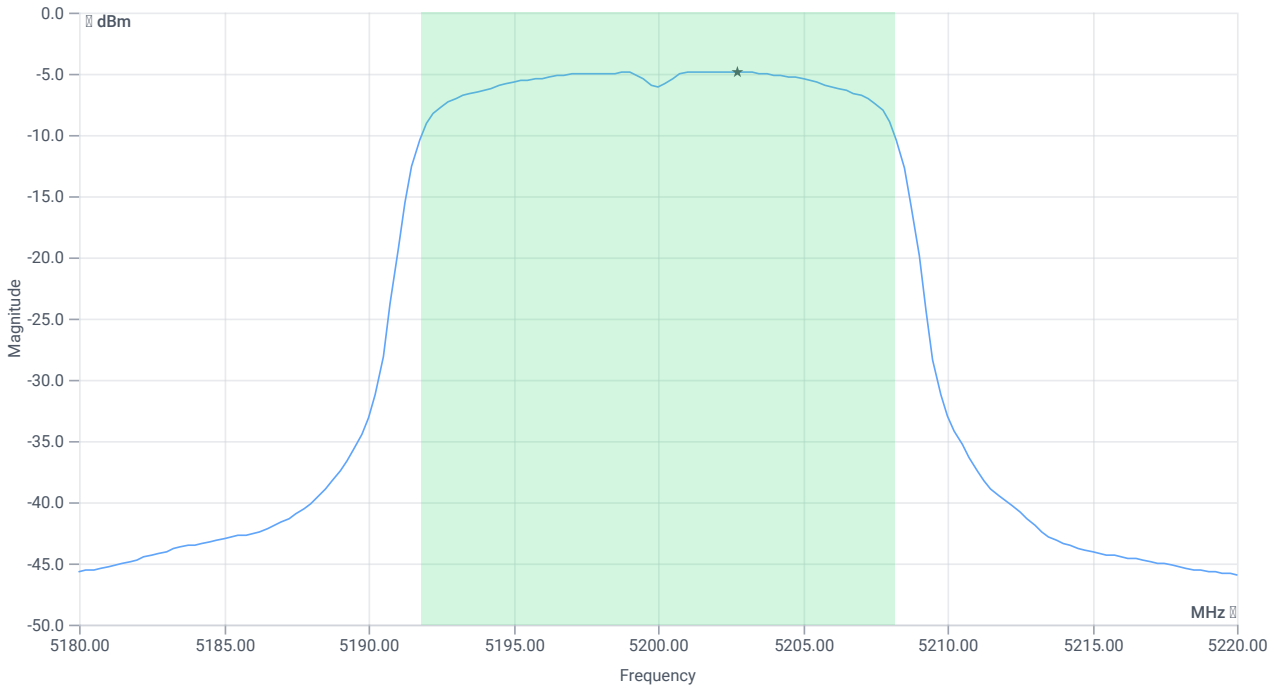

Max OP and PSD

RESULT

DESCRIPTION	LOWER LIMIT	UPPER LIMIT	MEASURED	UNIT	VERDICT
Max output power	---	---	6.15	dBm	INFO
Duty cycle correction	---	---	0.46	dB	INFO
Limit absolute					
Max output power DC corrected	---	24	6.61	dBm	na
Limit: 11 dBm + 10 log 16.304					
Max output power DC corrected	---	23.12	6.61	dBm	na

Power spectral density

RESULT

DESCRIPTION	LOWER LIMIT	UPPER LIMIT	MEASURED	UNIT	VERDICT
Power spectral density	---	---	-4.83	dBm/1MHz	INFO
Duty cycle correction	---	---	0.46	dB	INFO
Power spectral density DC corrected	---	11	-4.37	dBm/1MHz	PASS

Verdict
PASS

FCC 15.407 # Max output power and psd ~ WLAN5Gx a mode U-NII-1

References

TC start	26.01.2024 14:47:19
Ambit temp [°C] | humidity [rel%]	26.3 | 37
System version	5.0.1.0
Standard | Version	FCC 15.407 | NI
Method	KDB789033 D02, F., E.2.e.
Description	FCC 15.407 Max Output Power & PSD - WLAN5Gx a mode U-NII-1
Information	

EUT Common Settings WLAN5Gx

Number of antenna ports	1
User Interaction	No
Device class UNII_1	Client
Limit W52 japan	Standard

Equipment

Signal analyzer,Rohde&Schwarz,FSV-30,1321.3008K30/103170,3.60
Signaling unit,Rohde&Schwarz,CMW,1201.0002k75/102550,4.0.190
Switch matrix,cetecom advanced GmbH,USM,A001,1.0.0

Test Parameter

Technology to test	WLAN5Gx a mode
EUT port	EUT1
Temperature	nom
Voltage	nom
Frequency low to test	False | Freq [MHz] 5180
Frequency mid to test	True | Freq [MHz] 5200
Frequency high to test	False | Freq [MHz] 5240
Auto control enabled power supply | Climatic Box	No | No
Additional path loss [dB]	0.5
Full path type	EUT_SA_GEN_SIG
Full path name	EUT1.SIG1/EUT1.SA/EUT1.GEN1/EUT1.GEN2/
Switch bits	00010001:00010001:00000000:00000001

Test at TX 5200 MHz

RESULT: Reference power cond.

DESCRIPTION	LOWER LIMIT	UPPER LIMIT	MEASURED	UNIT	VERDICT
Ref. power 1MHz/1MHz cond.	---	---	4.47	dBm	INFO
Ref. frequency	---	---	5201.800	MHz	INFO

Evaluation max. duty cycle

DUTY CYCLE EVALUATION

DESCRIPTION	LOWER LIMIT	UPPER LIMIT	MEASURED	UNIT	VERDICT
Result summary					
Number of detected bursts: 44					
Duty cycle (burst Ratio) max	---	---	0.943	---	INFO
Duty cycle max	---	---	0.255	dB	INFO
Duty cycle (burst Ratio) min	---	---	0.9	---	INFO
Duty cycle min	---	---	0.458	dB	INFO
Max TX burst length	---	---	2.05	ms	INFO
Min gap length	---	---	0.125	ms	INFO
Max gap length	---	---	0.225	ms	INFO

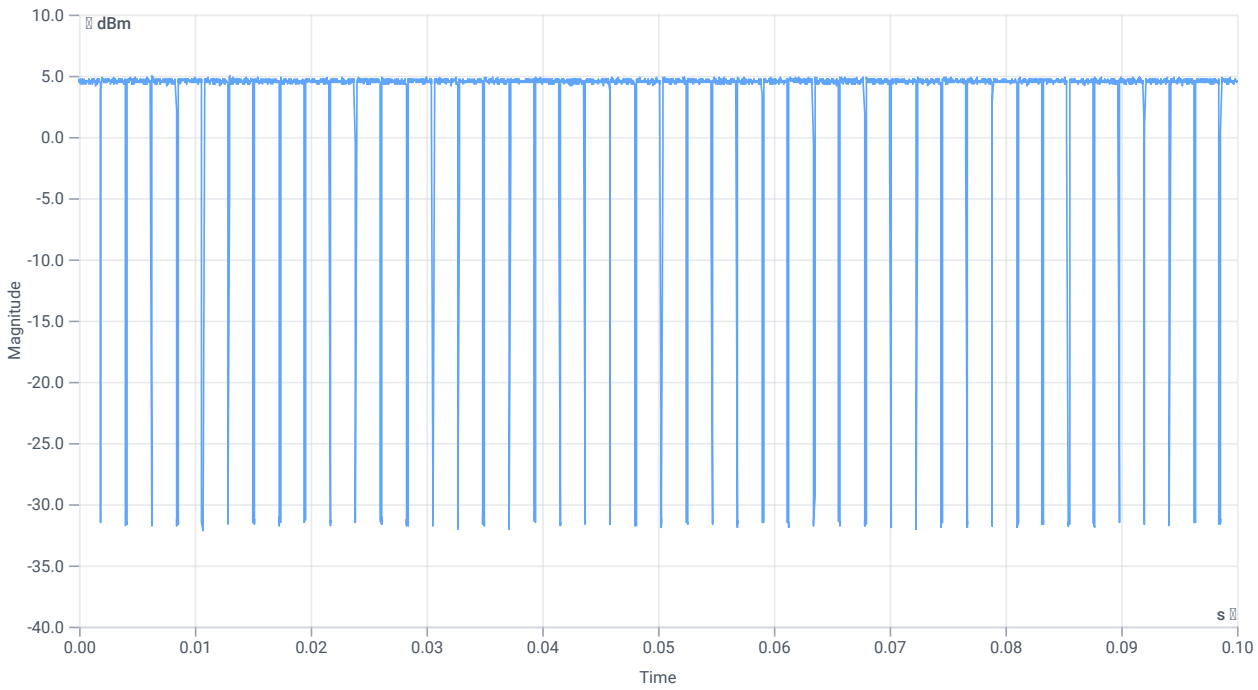

Duty cycle

Evaluation bandwidth

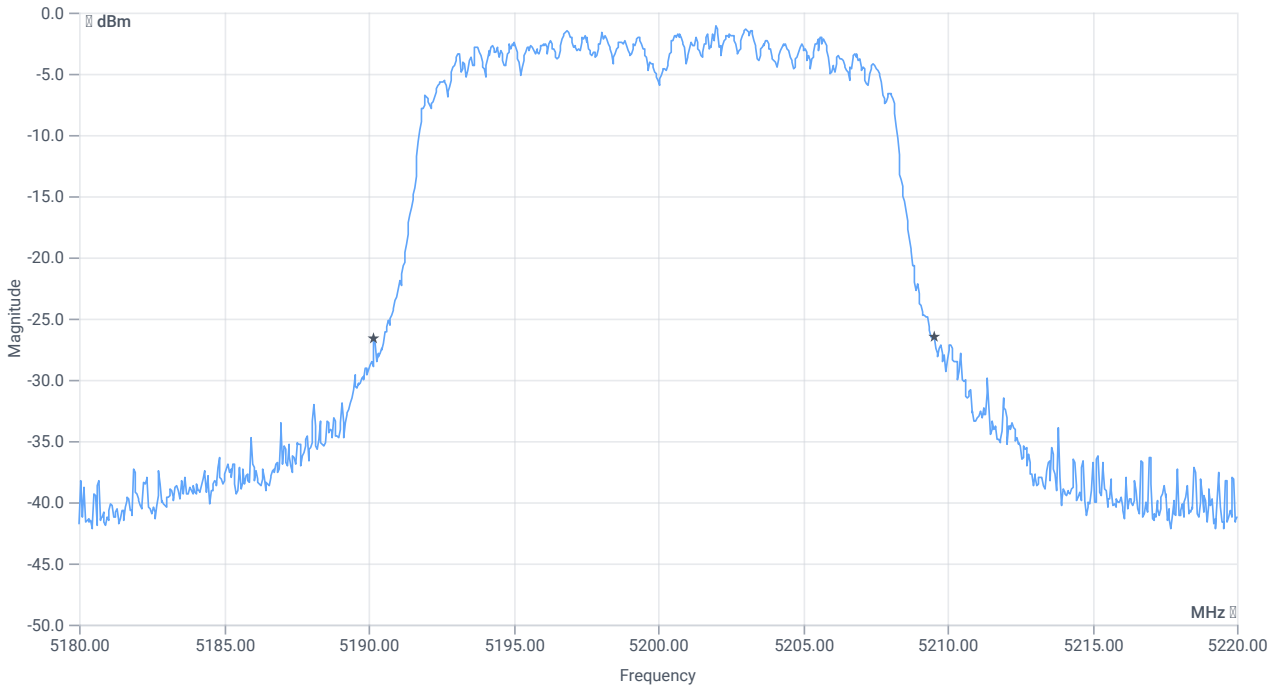

BW 26dB

RESULT

DESCRIPTION	LOWER LIMIT	UPPER LIMIT	MEASURED	UNIT	VERDICT
Bandwidth 26dB	---	---	19.36	MHz	INFO
T1 26dB	---	---	5190.2000	MHz	INFO
T2 26dB	---	---	5209.5600	MHz	INFO

Maximum Output Power

READ SA SETTINGS:

RefLevel [dBm] | RefLevelOffset [dB] | InpAtt [dB]	16.47 | 10.05 | 25
Start [MHz] | Stop [MHz]	5180.000 | 5220.000
RBW [MHz] | VBW [MHz]	1.000000 | 3.000000
Detector | TraceMode	RMS | MAXH
Sweep: time [ms] | count | points per Section | type	53700 | 1 | 161 | SWE

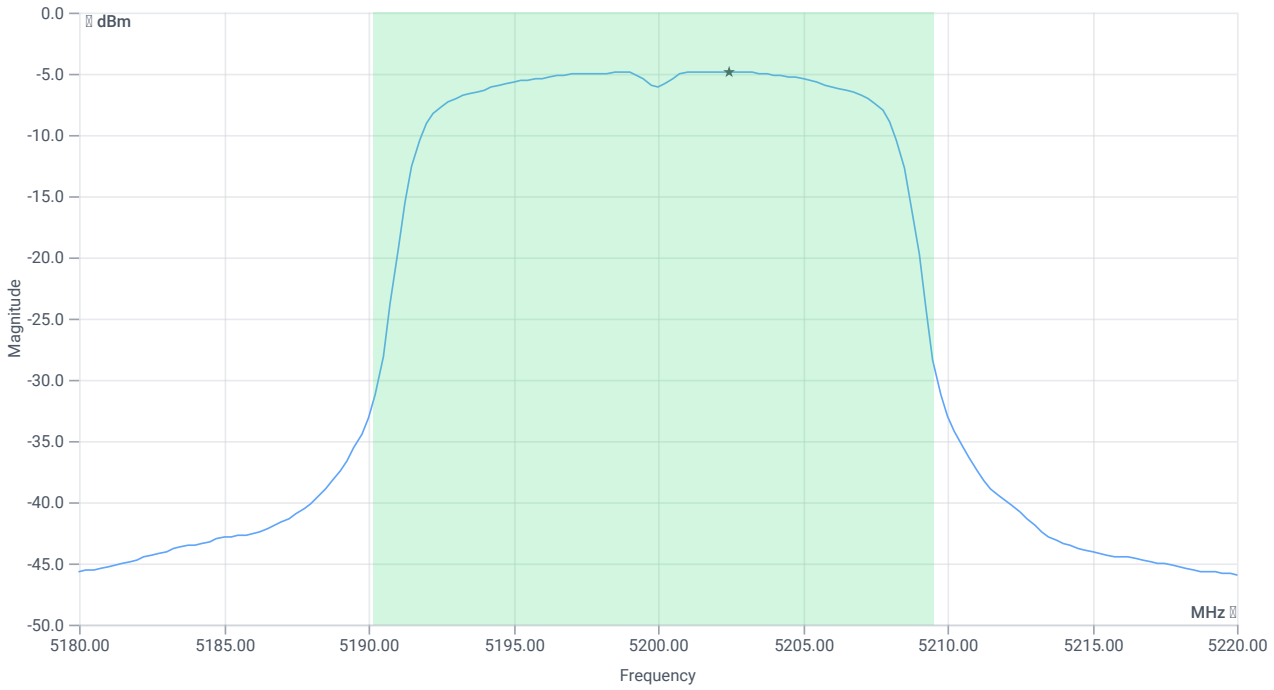

Max OP and PSD

RESULT

DESCRIPTION	LOWER LIMIT	UPPER LIMIT	MEASURED	UNIT	VERDICT
Max output power	---	---	6.24	dBm	INFO
Duty cycle correction	---	---	0.46	dB	INFO
Limit absolute					
Max output power DC corrected	---	24	6.7	dBm	PASS
Limit: 11 dBm + 10 log 19.36					
Max output power DC corrected	---	23.87	6.7	dBm	na

Power spectral density

RESULT

DESCRIPTION	LOWER LIMIT	UPPER LIMIT	MEASURED	UNIT	VERDICT
Power spectral density	---	---	-4.82	dBm/1MHz	INFO
Duty cycle correction	---	---	0.46	dB	INFO
Power spectral density DC corrected	---	11	-4.36	dBm/1MHz	PASS

Verdict
PASS

ISED RSS247 # Max output power and psd ~ WLAN5Gx a mode U-NII-1

References

TC start	26.01.2024 14:41:28
Ambit temp [°C] | humidity [rel%]	26.3 | 37
System version	5.0.1.0
Standard | Version	ISED RSS247 | NI
Method	
Description	ISED Max Output Power & PSD - WLAN5Gx a mode U-NII-1
Information	

EUT Common Settings WLAN5Gx

Number of antenna ports	1
User Interaction	No
Device class UNII_1	Client
Limit W52 japan	Standard

Equipment

Signal analyzer,Rohde&Schwarz,FSV-30,1321.3008K30/103170,3.60
Signaling unit,Rohde&Schwarz,CMW,1201.0002k75/102550,4.0.190
Switch matrix,cetecom advanced GmbH,USM,A001,1.0.0

Test Parameter

Technology to test	WLAN5Gx a mode
EUT port	EUT2
Temperature	nom
Voltage	nom
Frequency low to test	True | Freq [MHz] 5180
Frequency mid to test	False | Freq [MHz] 5200
Frequency high to test	False | Freq [MHz] 5240
Auto control enabled power supply | Climatic Box	No | No
Additional path loss [dB]	0.5
Full path type	EUT_SA_GEN_SIG
Full path name	EUT2.SIG1/EUT2.SA/EUT2.GEN1/EUT2.GEN2/
Switch bits	00100010:00010001:00000000:00000001

Test at TX 5180 MHz

RESULT: Reference power cond.

DESCRIPTION	LOWER LIMIT	UPPER LIMIT	MEASURED	UNIT	VERDICT
Ref. power 1MHz/1MHz cond.	---	---	3.53	dBm	INFO
Ref. frequency	---	---	5176.600	MHz	INFO

Evaluation max. duty cycle

DUTY CYCLE EVALUATION

DESCRIPTION	LOWER LIMIT	UPPER LIMIT	MEASURED	UNIT	VERDICT
Result summary					
Number of detected bursts: 45					
Duty cycle (burst Ratio) max	---	---	0.943	---	INFO
Duty cycle max	---	---	0.255	dB	INFO
Duty cycle (burst Ratio) min	---	---	0.9	---	INFO
Duty cycle min	---	---	0.458	dB	INFO
Max TX burst length	---	---	2.05	ms	INFO
Min gap length	---	---	0.125	ms	INFO
Max gap length	---	---	0.225	ms	INFO

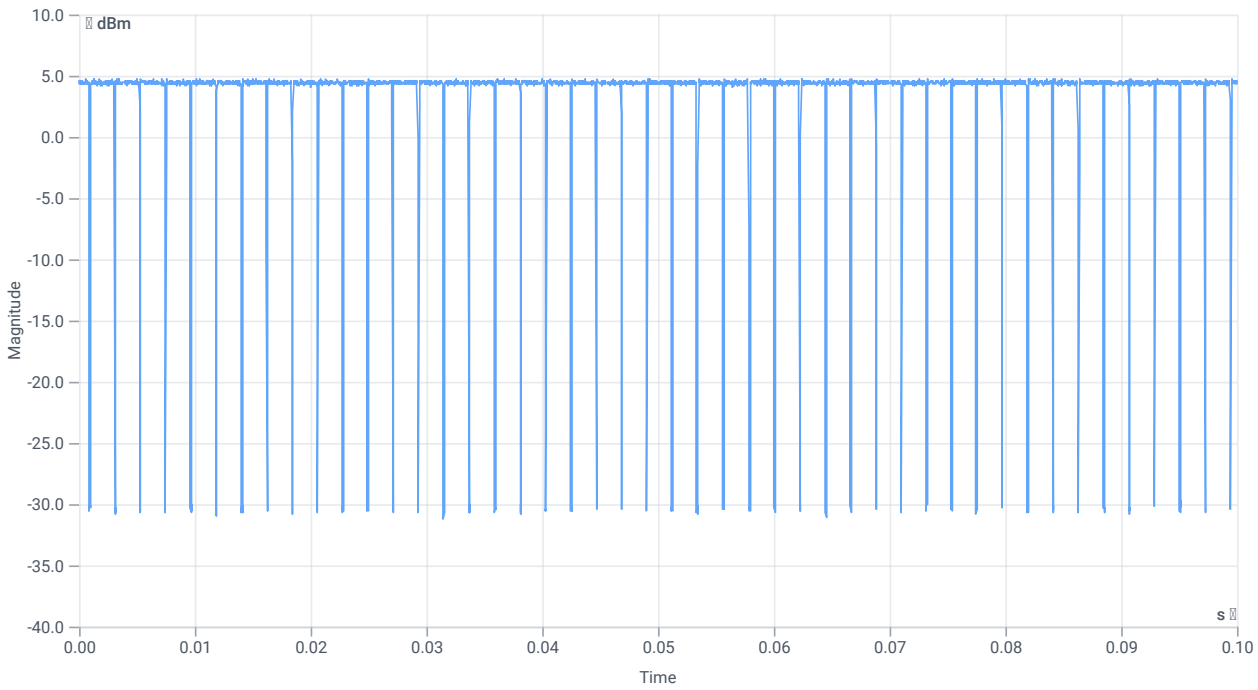

Duty cycle

Evaluation bandwidth

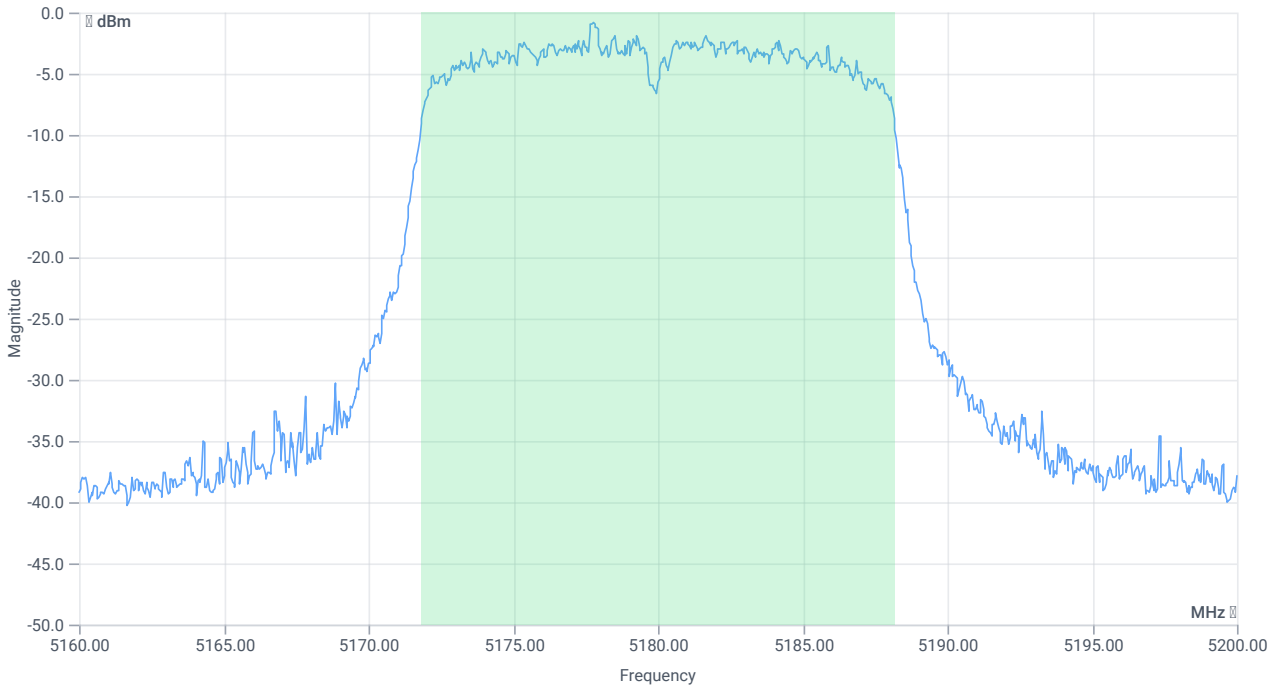

BW 99PCT

RESULT

DESCRIPTION	LOWER LIMIT	UPPER LIMIT	MEASURED	UNIT	VERDICT
Bandwidth 99%	---	---	16.344	MHz	INFO
T1 99%	---	---	5171.8082	MHz	INFO
T2 99%	---	---	5188.1518	MHz	INFO

Maximum Output Power

READ SA SETTINGS:

RefLevel [dBm] | RefLevelOffset [dB] | InpAtt [dB]	15.53 | 10.01 | 20
Start [MHz] | Stop [MHz]	5160.000 | 5200.000
RBW [MHz] | VBW [MHz]	1.000000 | 3.000000
Detector | TraceMode	RMS | MAXH
Sweep: time [ms] | count | points per Section | type	53700 | 1 | 161 | SWE

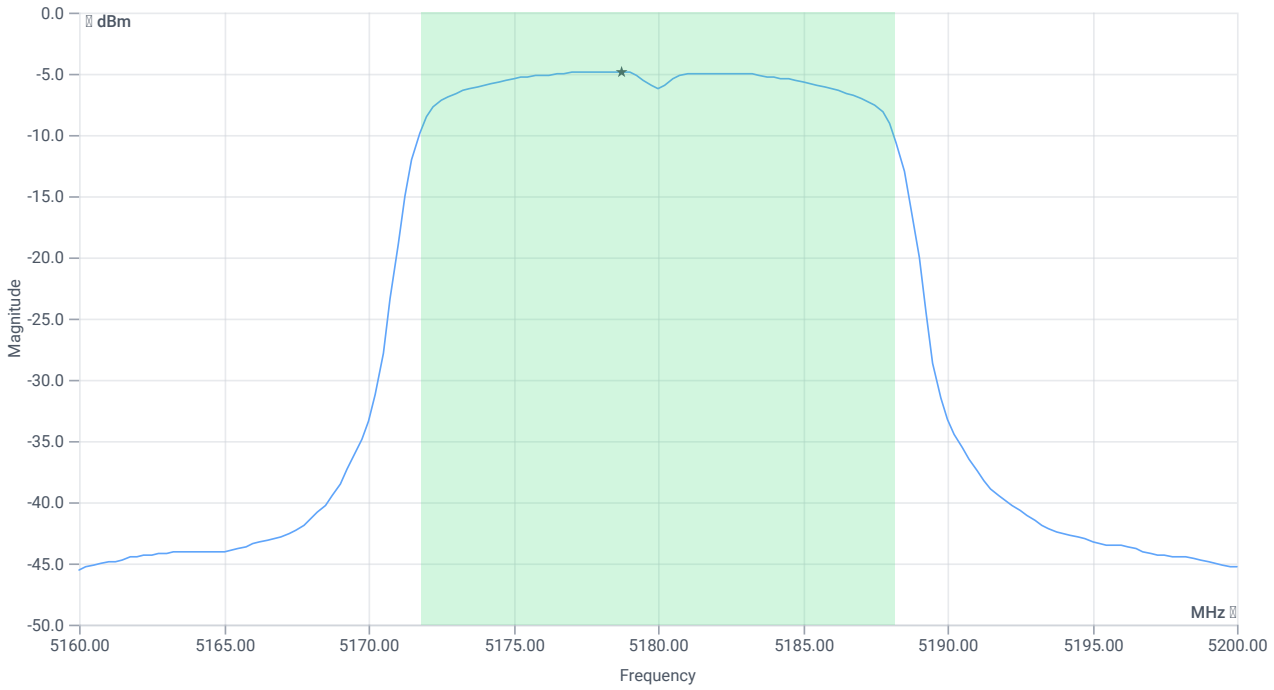

Max OP and PSD

RESULT

DESCRIPTION	LOWER LIMIT	UPPER LIMIT	MEASURED	UNIT	VERDICT
Max output power	---	---	6.18	dBm	INFO
Duty cycle correction	---	---	0.46	dB	INFO
Limit absolute					
Max output power DC corrected	---	24	6.64	dBm	na
Limit: 11 dBm + 10 log 16.344					
Max output power DC corrected	---	23.13	6.64	dBm	na

Power spectral density

RESULT

DESCRIPTION	LOWER LIMIT	UPPER LIMIT	MEASURED	UNIT	VERDICT
Power spectral density	---	---	-4.85	dBm/1MHz	INFO
Duty cycle correction	---	---	0.46	dB	INFO
Power spectral density DC corrected	---	11	-4.39	dBm/1MHz	PASS

Verdict
PASS

ISED RSS247 # Max output power and psd ~ WLAN5Gx a mode U-NII-1

References

TC start	26.01.2024 14:37:16
Ambit temp [°C] | humidity [rel%]	26.2 | 38
System version	5.0.1.0
Standard | Version	ISED RSS247 | NI
Method	
Description	ISED Max Output Power & PSD - WLAN5Gx a mode U-NII-1
Information	

EUT Common Settings WLAN5Gx

Number of antenna ports	1
User Interaction	No
Device class UNII_1	Client
Limit W52 japan	Standard

Equipment

Signal analyzer,Rohde&Schwarz,FSV-30,1321.3008K30/103170,3.60
Signaling unit,Rohde&Schwarz,CMW,1201.0002k75/102550,4.0.190
Switch matrix,cetecom advanced GmbH,USM,A001,1.0.0

Test Parameter

Technology to test	WLAN5Gx a mode
EUT port	EUT1
Temperature	nom
Voltage	nom
Frequency low to test	True | Freq [MHz] 5180
Frequency mid to test	False | Freq [MHz] 5200
Frequency high to test	False | Freq [MHz] 5240
Auto control enabled power supply | Climatic Box	No | No
Additional path loss [dB]	0.5
Full path type	EUT_SA_GEN_SIG
Full path name	EUT1.SIG1/EUT1.SA/EUT1.GEN1/EUT1.GEN2/
Switch bits	00010001:00010001:00000000:00000001

Test at TX 5180 MHz

RESULT: Reference power cond.

DESCRIPTION	LOWER LIMIT	UPPER LIMIT	MEASURED	UNIT	VERDICT
Ref. power 1MHz/1MHz cond.	---	---	2.44	dBm	INFO
Ref. frequency	---	---	5176.200	MHz	INFO

Evaluation max. duty cycle

DUTY CYCLE EVALUATION

DESCRIPTION	LOWER LIMIT	UPPER LIMIT	MEASURED	UNIT	VERDICT
Result summary					
Number of detected bursts: 44					
Duty cycle (burst Ratio) max	---	---	0.943	---	INFO
Duty cycle max	---	---	0.255	dB	INFO
Duty cycle (burst Ratio) min	---	---	0.9	---	INFO
Duty cycle min	---	---	0.458	dB	INFO
Max TX burst length	---	---	2.05	ms	INFO
Min gap length	---	---	0.125	ms	INFO
Max gap length	---	---	0.225	ms	INFO

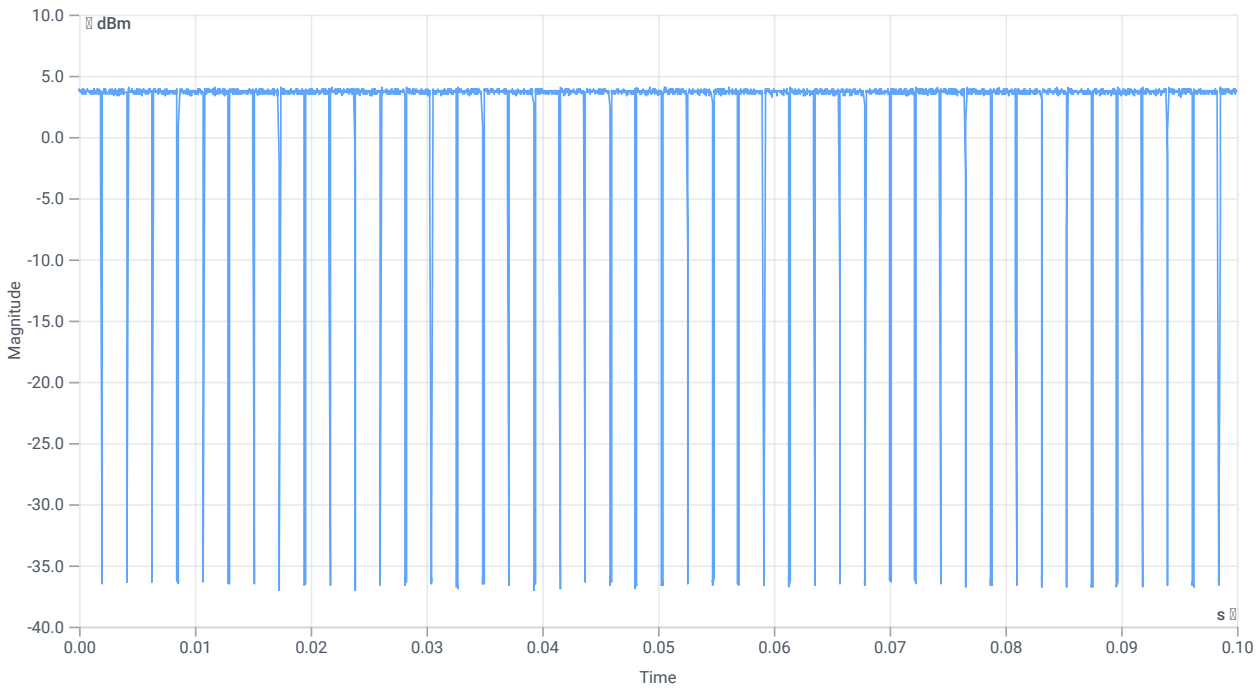

Duty cycle

Evaluation bandwidth

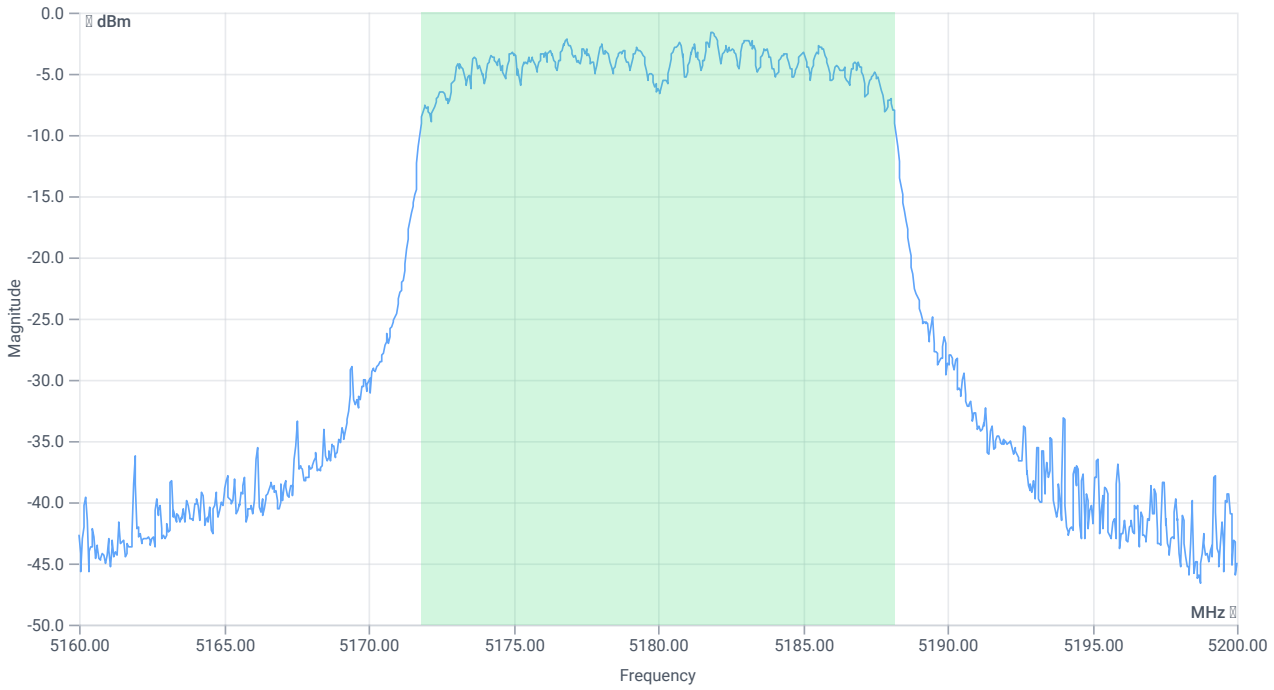

BW 99PCT

RESULT

DESCRIPTION	LOWER LIMIT	UPPER LIMIT	MEASURED	UNIT	VERDICT
Bandwidth 99%	---	---	16.304	MHz	INFO
T1 99%	---	---	5171.8482	MHz	INFO
T2 99%	---	---	5188.1518	MHz	INFO

Maximum Output Power

READ SA SETTINGS:

RefLevel [dBm] | RefLevelOffset [dB] | InpAtt [dB]	14.44 | 9.99 | 20
Start [MHz] | Stop [MHz]	5160.000 | 5200.000
RBW [MHz] | VBW [MHz]	1.000000 | 3.000000
Detector | TraceMode	RMS | MAXH
Sweep: time [ms] | count | points per Section | type	53700 | 1 | 161 | SWE

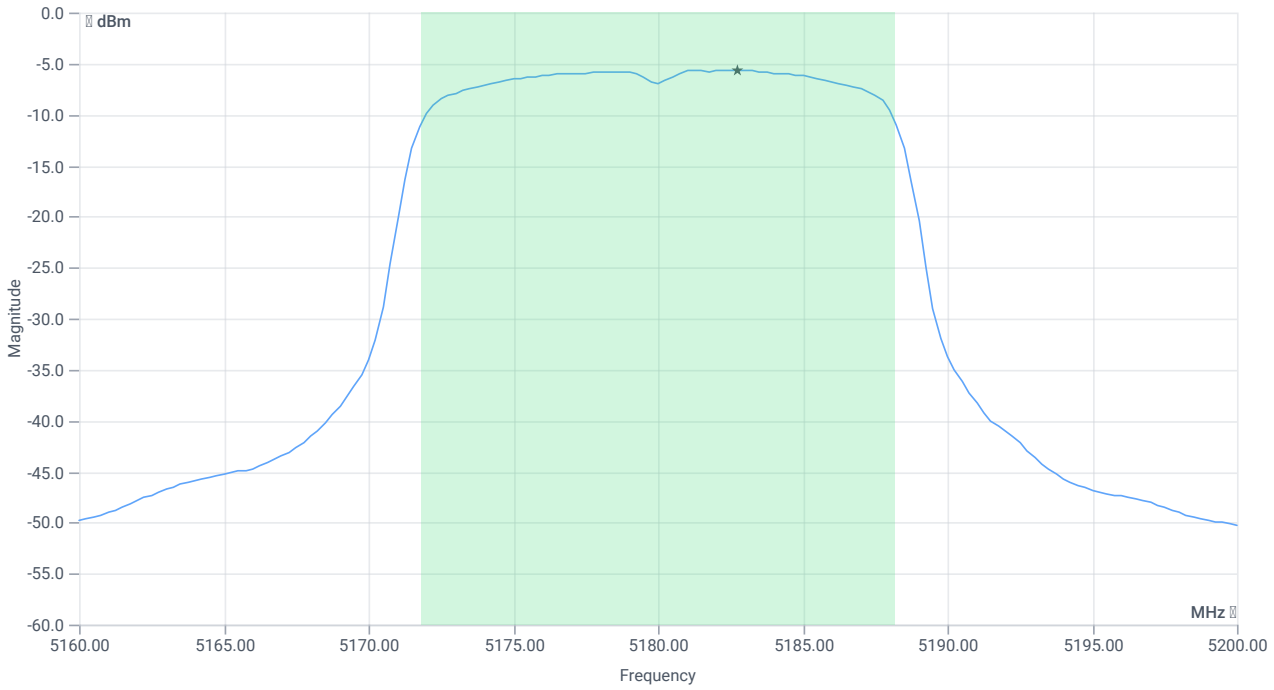

Max OP and PSD

RESULT

DESCRIPTION	LOWER LIMIT	UPPER LIMIT	MEASURED	UNIT	VERDICT
Max output power	---	---	5.31	dBm	INFO
Duty cycle correction	---	---	0.46	dB	INFO
Limit absolute					
Max output power DC corrected	---	24	5.77	dBm	na
Limit: 11 dBm + 10 log 16.304					
Max output power DC corrected	---	23.12	5.77	dBm	na

Power spectral density

RESULT

DESCRIPTION	LOWER LIMIT	UPPER LIMIT	MEASURED	UNIT	VERDICT
Power spectral density	---	---	-5.68	dBm/1MHz	INFO
Duty cycle correction	---	---	0.46	dB	INFO
Power spectral density DC corrected	---	11	-5.22	dBm/1MHz	PASS

Verdict
PASS

FCC 15.407 # Max output power and psd ~ WLAN5Gx a mode U-NII-1

References

TC start	26.01.2024 14:35:41
Ambit temp [°C] | humidity [rel%]	26.2 | 37
System version	5.0.1.0
Standard | Version	FCC 15.407 | NI
Method	KDB789033 D02, F., E.2.e.
Description	FCC 15.407 Max Output Power & PSD - WLAN5Gx a mode U-NII-1
Information	

EUT Common Settings WLAN5Gx

Number of antenna ports	1
User Interaction	No
Device class UNII_1	Client
Limit W52 japan	Standard

Equipment

Signal analyzer,Rohde&Schwarz,FSV-30,1321.3008K30/103170,3.60
Signaling unit,Rohde&Schwarz,CMW,1201.0002k75/102550,4.0.190
Switch matrix,cetecom advanced GmbH,USM,A001,1.0.0

Test Parameter

Technology to test	WLAN5Gx a mode
EUT port	EUT1
Temperature	nom
Voltage	nom
Frequency low to test	True | Freq [MHz] 5180
Frequency mid to test	False | Freq [MHz] 5200
Frequency high to test	False | Freq [MHz] 5240
Auto control enabled power supply | Climatic Box	No | No
Additional path loss [dB]	0.5
Full path type	EUT_SA_GEN_SIG
Full path name	EUT1.SIG1/EUT1.SA/EUT1.GEN1/EUT1.GEN2/
Switch bits	00010001:00010001:00000000:00000001

Test at TX 5180 MHz

RESULT: Reference power cond.

DESCRIPTION	LOWER LIMIT	UPPER LIMIT	MEASURED	UNIT	VERDICT
Ref. power 1MHz/1MHz cond.	---	---	2.56	dBm	INFO
Ref. frequency	---	---	5185.390	MHz	INFO

Evaluation max. duty cycle

DUTY CYCLE EVALUATION

DESCRIPTION	LOWER LIMIT	UPPER LIMIT	MEASURED	UNIT	VERDICT
Result summary					
Number of detected bursts: 45					
Duty cycle (burst Ratio) max	---	---	0.943	---	INFO
Duty cycle max	---	---	0.255	dB	INFO
Duty cycle (burst Ratio) min	---	---	0.91	---	INFO
Duty cycle min	---	---	0.41	dB	INFO
Max TX burst length	---	---	2.05	ms	INFO
Min gap length	---	---	0.125	ms	INFO
Max gap length	---	---	0.2	ms	INFO

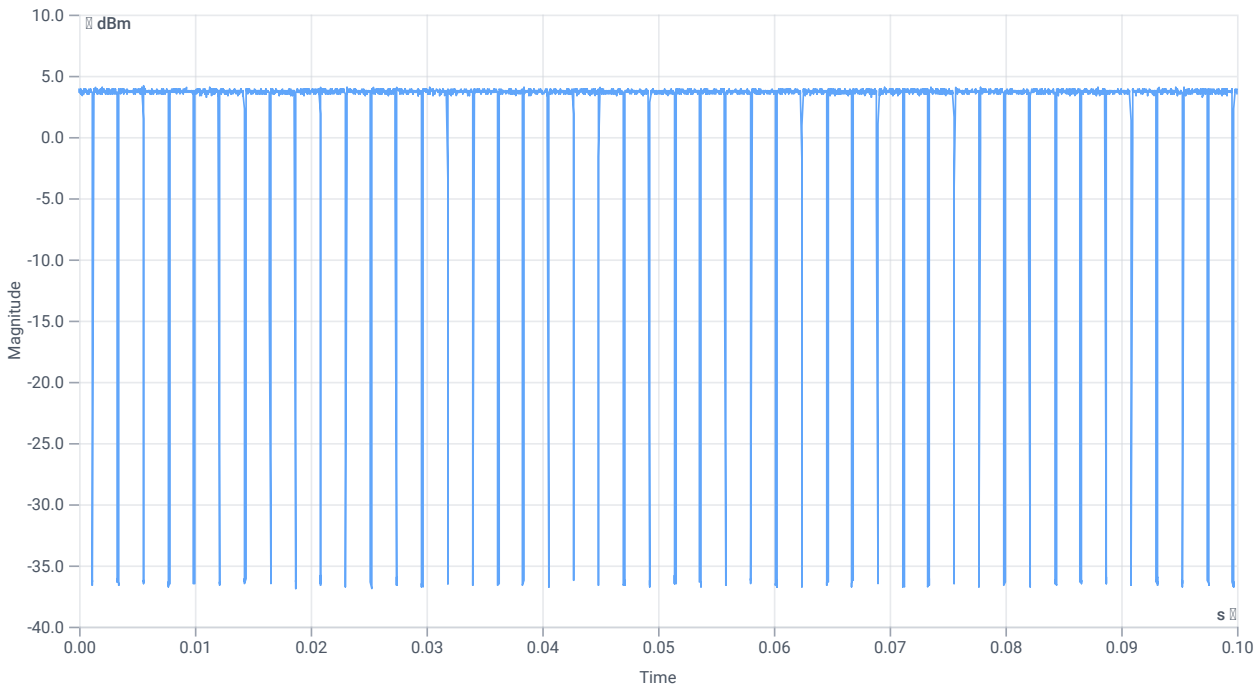

Duty cycle

Evaluation bandwidth

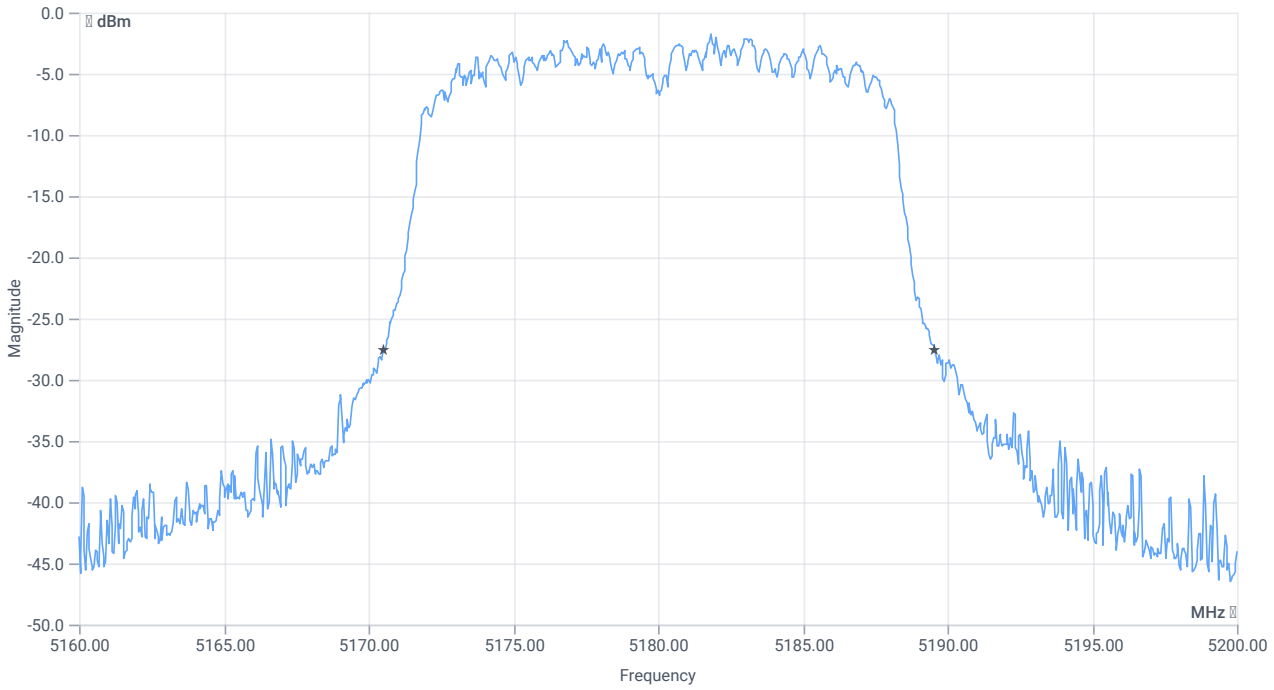

BW 26dB

RESULT

DESCRIPTION	LOWER LIMIT	UPPER LIMIT	MEASURED	UNIT	VERDICT
Bandwidth 26dB	---	---	19.04	MHz	INFO
T1 26dB	---	---	5170.5200	MHz	INFO
T2 26dB	---	---	5189.5600	MHz	INFO

Maximum Output Power

READ SA SETTINGS:

RefLevel [dBm] | RefLevelOffset [dB] | InpAtt [dB]	14.56 | 9.99 | 20
Start [MHz] | Stop [MHz]	5160.000 | 5200.000
RBW [MHz] | VBW [MHz]	1.000000 | 3.000000
Detector | TraceMode	RMS | MAXH
Sweep: time [ms] | count | points per Section | type	53700 | 1 | 161 | SWE

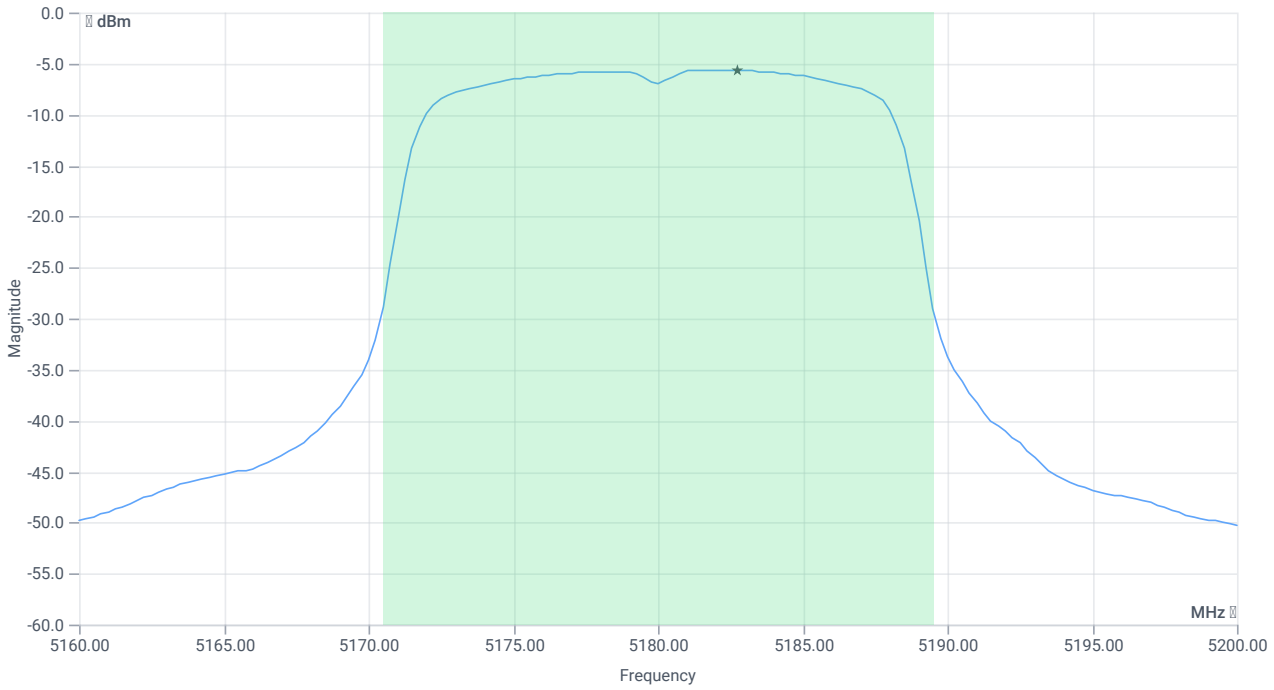

Max OP and PSD

RESULT

DESCRIPTION	LOWER LIMIT	UPPER LIMIT	MEASURED	UNIT	VERDICT
Max output power	---	---	5.39	dBm	INFO
Duty cycle correction	---	---	0.41	dB	INFO
Limit absolute					
Max output power DC corrected	---	24	5.8	dBm	PASS
Limit: 11 dBm + 10 log 19.04					
Max output power DC corrected	---	23.8	5.8	dBm	na

Power spectral density

RESULT

DESCRIPTION	LOWER LIMIT	UPPER LIMIT	MEASURED	UNIT	VERDICT
Power spectral density	---	---	-5.67	dBm/1MHz	INFO
Duty cycle correction	---	---	0.41	dB	INFO
Power spectral density DC corrected	---	11	-5.26	dBm/1MHz	PASS

Verdict
PASS

FCC 15.407, ISED RSS247 # Minimum emission bandwidth ~ WLAN5Gx ac-VHT80 mode U-NII-3

References

TC start	26.01.2024 19:01:19
Ambit temp [°C] | humidity [rel%]	26.8 | 35
System version	5.0.1.0
Standard | Version	FCC 15.407, ISED RSS247 | NI
Method	KDB789033 D02, C.2.
Description	FCC 15.407 Min Emission Bandwidth - WLAN5Gx ac-VHT80 mode U-NII-3
Information	

EUT Common Settings WLAN5Gx

Number of antenna ports	1
User Interaction	No
Device class UNII_1	Client
Limit W52 japan	Standard

Equipment

Signal analyzer,Rohde&Schwarz,FSV-30,1321.3008K30/103170,3.60
Signaling unit,Rohde&Schwarz,CMW,1201.0002k75/102550,4.0.190
Switch matrix,cetecom advanced GmbH,USM,A001,1.0.0

Test Parameter

Technology to test	WLAN5Gx ac-VHT80 mode
EUT port	EUT2
Temperature	nom
Voltage	nom
Frequency low to test	False | Freq [MHz] 0
Frequency mid to test	True | Freq [MHz] 5775
Frequency high to test	False | Freq [MHz] 0
Auto control enabled power supply | Climatic Box	No | No
Additional path loss [dB]	0.5
Full path type	EUT_SA_GEN_SIG
Full path name	EUT2.SIG1/EUT2.SA/EUT2.GEN1/EUT2.GEN2/
Switch bits	00100010:00010001:00000000:00000001

Test at TX 5775 MHz

RESULT: Reference power cond.

DESCRIPTION	LOWER LIMIT	UPPER LIMIT	MEASURED	UNIT	VERDICT
Ref. power 1MHz/1MHz cond.	---	---	-7.63	dBm	INFO
Ref. frequency	---	---	5750.420	MHz	INFO

READ SA SETTINGS:

RefLevel [dBm] | RefLevelOffset [dB] | InpAtt [dB]	4.37 | 10.41 | 10
Start [MHz] | Stop [MHz]	5675.000 | 5875.000
RBW [MHz] | VBW [MHz]	0.100000 | 0.300000
Detector | TraceMode	POS | MAXH
Sweep: time [ms] | count | points per Section | type	2 | 1500 | 1001 | SWE

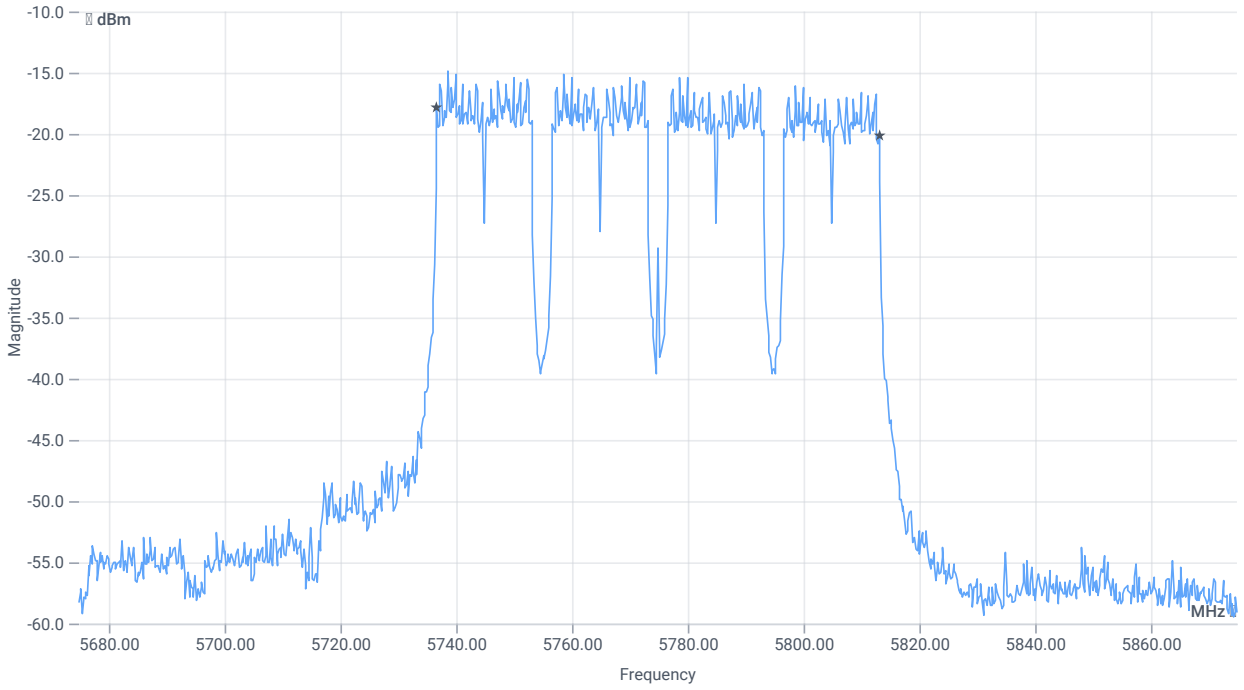

BW 6dB

RESULT

DESCRIPTION	LOWER LIMIT	UPPER LIMIT	MEASURED	UNIT	VERDICT
Bandwidth (6dB)	0.500	---	76.4	MHz	PASS

Verdict
PASS

FCC 15.407, ISED RSS247 # Minimum emission bandwidth ~ WLAN5Gx ac-VHT80 mode U-NII-3

References

TC start	26.01.2024 18:50:17
Ambit temp [°C] | humidity [rel%]	26.7 | 35
System version	5.0.1.0
Standard | Version	FCC 15.407, ISED RSS247 | NI
Method	KDB789033 D02, C.2.
Description	FCC 15.407 Min Emission Bandwidth - WLAN5Gx ac-VHT80 mode U-NII-3
Information	

EUT Common Settings WLAN5Gx

Number of antenna ports	1
User Interaction	No
Device class UNII_1	Client
Limit W52 japan	Standard

Equipment

Signal analyzer,Rohde&Schwarz,FSV-30,1321.3008K30/103170,3.60
Signaling unit,Rohde&Schwarz,CMW,1201.0002k75/102550,4.0.190
Switch matrix,cetecom advanced GmbH,USM,A001,1.0.0

Test Parameter

Technology to test	WLAN5Gx ac-VHT80 mode
EUT port	EUT1
Temperature	nom
Voltage	nom
Frequency low to test	False | Freq [MHz] 0
Frequency mid to test	True | Freq [MHz] 5775
Frequency high to test	False | Freq [MHz] 0
Auto control enabled power supply | Climatic Box	No | No
Additional path loss [dB]	0.5
Full path type	EUT_SA_GEN_SIG
Full path name	EUT1.SIG1/EUT1.SA/EUT1.GEN1/EUT1.GEN2/
Switch bits	00010001:00010001:00000000:00000001

Test at TX 5775 MHz

RESULT: Reference power cond.

DESCRIPTION	LOWER LIMIT	UPPER LIMIT	MEASURED	UNIT	VERDICT
Ref. power 1MHz/1MHz cond.	---	---	-6.62	dBm	INFO
Ref. frequency	---	---	5782.790	MHz	INFO

READ SA SETTINGS:

RefLevel [dBm] | RefLevelOffset [dB] | InpAtt [dB]	5.38 | 10.38 | 10
Start [MHz] | Stop [MHz]	5675.000 | 5875.000
RBW [MHz] | VBW [MHz]	0.100000 | 0.300000
Detector | TraceMode	POS | MAXH
Sweep: time [ms] | count | points per Section | type	2 | 1500 | 1001 | SWE

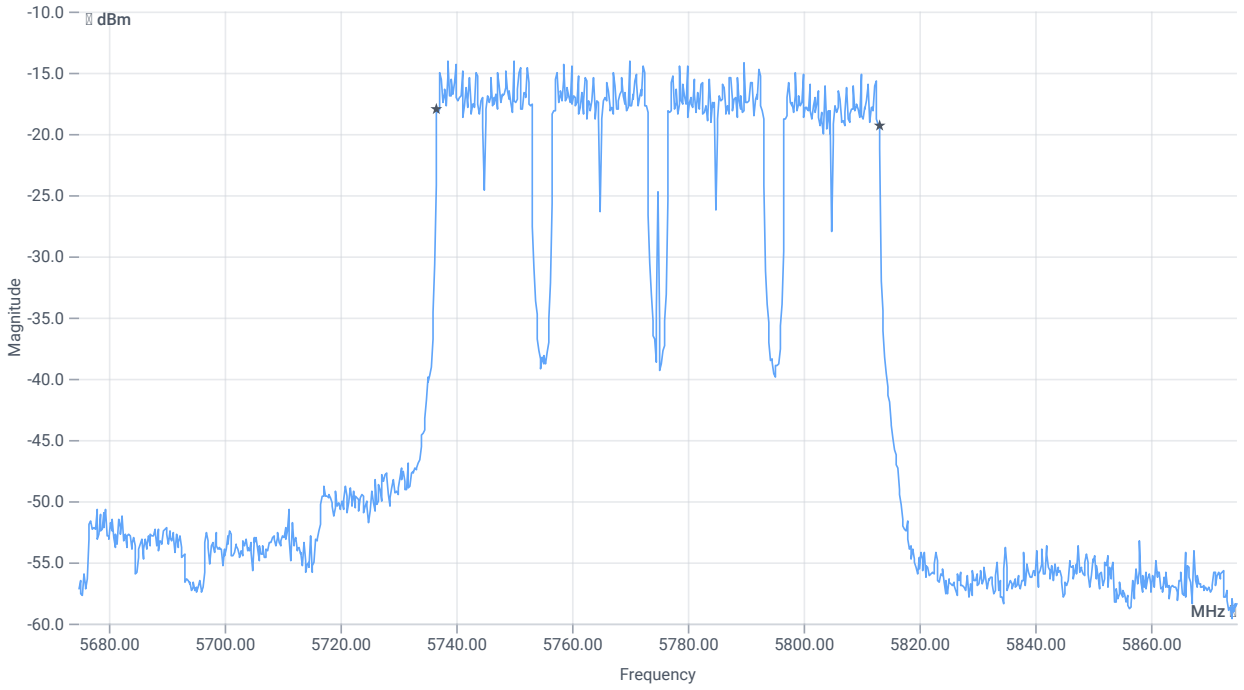

BW 6dB

RESULT

DESCRIPTION	LOWER LIMIT	UPPER LIMIT	MEASURED	UNIT	VERDICT
Bandwidth (6dB)	0.500	---	76.4	MHz	PASS

Verdict
PASS

FCC 15.407, ISED RSS247 # Minimum emission bandwidth ~ WLAN5Gx n-HT40 mode U-NII-3

References

TC start	26.01.2024 18:21:13
Ambit temp [°C] | humidity [rel%]	26.8 | 32
System version	5.0.1.0
Standard | Version	FCC 15.407, ISED RSS247 | NI
Method	KDB789033 D02, C.2.
Description	FCC 15.407 Min Emission Bandwidth - WLAN5Gx n-HT40 mode U-NII-3
Information	

EUT Common Settings WLAN5Gx

Number of antenna ports	1
User Interaction	No
Device class UNII_1	Client
Limit W52 japan	Standard

Equipment

Signal analyzer,Rohde&Schwarz,FSV-30,1321.3008K30/103170,3.60
Signaling unit,Rohde&Schwarz,CMW,1201.0002k75/102550,4.0.190
Switch matrix,cetecom advanced GmbH,USM,A001,1.0.0

Test Parameter

Technology to test	WLAN5Gx n-HT40 mode
EUT port	EUT2
Temperature	nom
Voltage	nom
Frequency low to test	False | Freq [MHz] 5755
Frequency mid to test	False | Freq [MHz] 0
Frequency high to test	True | Freq [MHz] 5795
Auto control enabled power supply | Climatic Box	No | No
Additional path loss [dB]	0.5
Full path type	EUT_SA_GEN_SIG
Full path name	EUT2.SIG1/EUT2.SA/EUT2.GEN1/EUT2.GEN2/
Switch bits	00100010:00010001:00000000:00000001

Test at TX 5795 MHz

RESULT: Reference power cond.

DESCRIPTION	LOWER LIMIT	UPPER LIMIT	MEASURED	UNIT	VERDICT
Ref. power 1MHz/1MHz cond.	---	---	-3.98	dBm	INFO
Ref. frequency	---	---	5809.790	MHz	INFO

READ SA SETTINGS:

RefLevel [dBm] | RefLevelOffset [dB] | InpAtt [dB]	8.02 | 10.41 | 15
Start [MHz] | Stop [MHz]	5745.000 | 5845.000
RBW [MHz] | VBW [MHz]	0.100000 | 0.300000
Detector | TraceMode	POS | MAXH
Sweep: time [ms] | count | points per Section | type	2 | 1500 | 1001 | SWE

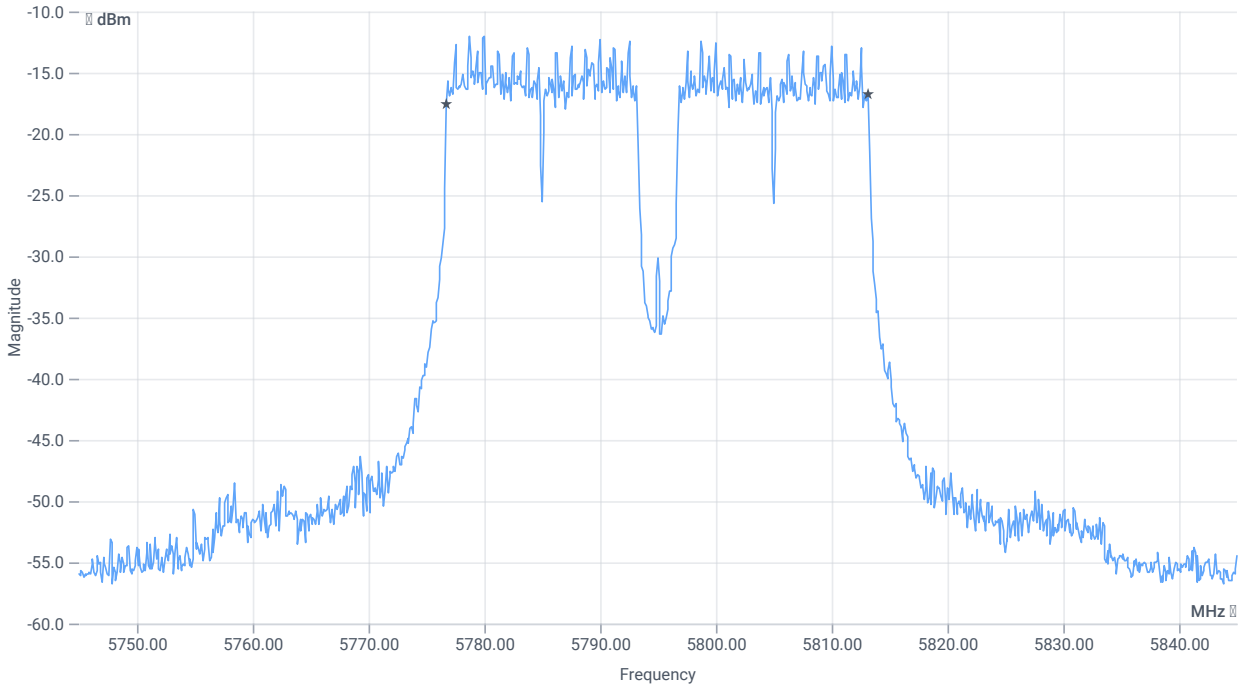

BW 6dB

RESULT

DESCRIPTION	LOWER LIMIT	UPPER LIMIT	MEASURED	UNIT	VERDICT
Bandwidth (6dB)	0.500	---	36.5	MHz	PASS

Verdict
PASS

FCC 15.407, ISED RSS247 # Minimum emission bandwidth ~ WLAN5Gx n-HT40 mode U-NII-3

References

TC start	26.01.2024 18:14:14
Ambit temp [°C] | humidity [rel%]	26.7 | 33
System version	5.0.1.0
Standard | Version	FCC 15.407, ISED RSS247 | NI
Method	KDB789033 D02, C.2.
Description	FCC 15.407 Min Emission Bandwidth - WLAN5Gx n-HT40 mode U-NII-3
Information	

EUT Common Settings WLAN5Gx

Number of antenna ports	1
User Interaction	No
Device class UNII_1	Client
Limit W52 japan	Standard

Equipment

Signal analyzer,Rohde&Schwarz,FSV-30,1321.3008K30/103170,3.60
Signaling unit,Rohde&Schwarz,CMW,1201.0002k75/102550,4.0.190
Switch matrix,cetecom advanced GmbH,USM,A001,1.0.0

Test Parameter

Technology to test	WLAN5Gx n-HT40 mode
EUT port	EUT1
Temperature	nom
Voltage	nom
Frequency low to test	False | Freq [MHz] 5755
Frequency mid to test	False | Freq [MHz] 0
Frequency high to test	True | Freq [MHz] 5795
Auto control enabled power supply | Climatic Box	No | No
Additional path loss [dB]	0.5
Full path type	EUT_SA_GEN_SIG
Full path name	EUT1.SIG1/EUT1.SA/EUT1.GEN1/EUT1.GEN2/
Switch bits	00010001:00010001:00000000:00000001

Test at TX 5795 MHz

RESULT: Reference power cond.

DESCRIPTION	LOWER LIMIT	UPPER LIMIT	MEASURED	UNIT	VERDICT
Ref. power 1MHz/1MHz cond.	---	---	-3.04	dBm	INFO
Ref. frequency	---	---	5781.210	MHz	INFO

READ SA SETTINGS:

RefLevel [dBm] | RefLevelOffset [dB] | InpAtt [dB]	8.96 | 10.37 | 15
Start [MHz] | Stop [MHz]	5745.000 | 5845.000
RBW [MHz] | VBW [MHz]	0.100000 | 0.300000
Detector | TraceMode	POS | MAXH
Sweep: time [ms] | count | points per Section | type	2 | 1500 | 1001 | SWE

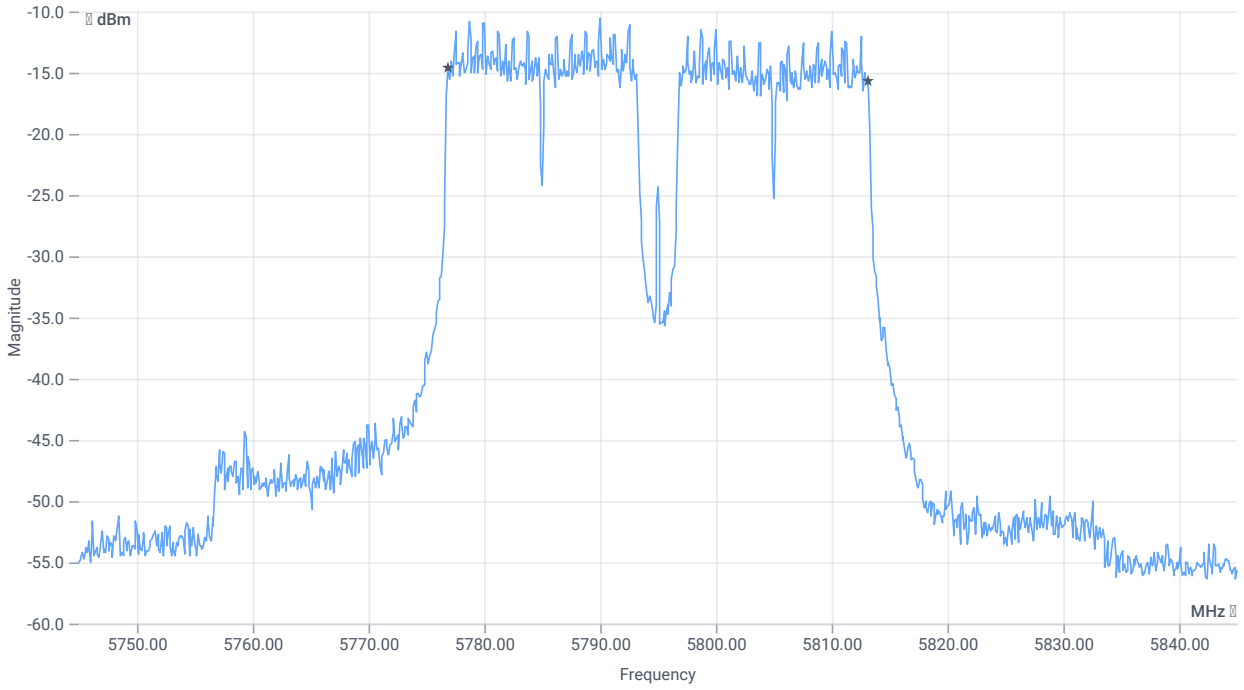

BW 6dB

RESULT

DESCRIPTION	LOWER LIMIT	UPPER LIMIT	MEASURED	UNIT	VERDICT
Bandwidth (6dB)	0.500	---	36.4	MHz	PASS

Verdict
PASS

FCC 15.407, ISED RSS247 # Minimum emission bandwidth ~ WLAN5Gx n-HT40 mode U-NII-3

References

TC start	26.01.2024 18:02:44
Ambit temp [°C] | humidity [rel%]	26.8 | 33
System version	5.0.1.0
Standard | Version	FCC 15.407, ISED RSS247 | NI
Method	KDB789033 D02, C.2.
Description	FCC 15.407 Min Emission Bandwidth - WLAN5Gx n-HT40 mode U-NII-3
Information	

EUT Common Settings WLAN5Gx

Number of antenna ports	1
User Interaction	No
Device class UNII_1	Client
Limit W52 japan	Standard

Equipment

Signal analyzer,Rohde&Schwarz,FSV-30,1321.3008K30/103170,3.60
Signaling unit,Rohde&Schwarz,CMW,1201.0002k75/102550,4.0.190
Switch matrix,cetecom advanced GmbH,USM,A001,1.0.0

Test Parameter

Technology to test	WLAN5Gx n-HT40 mode
EUT port	EUT2
Temperature	nom
Voltage	nom
Frequency low to test	True | Freq [MHz] 5755
Frequency mid to test	False | Freq [MHz] 0
Frequency high to test	False | Freq [MHz] 5795
Auto control enabled power supply | Climatic Box	No | No
Additional path loss [dB]	0.5
Full path type	EUT_SA_GEN_SIG
Full path name	EUT2.SIG1/EUT2.SA/EUT2.GEN1/EUT2.GEN2/
Switch bits	00100010:00010001:00000000:00000001

Test at TX 5755 MHz

RESULT: Reference power cond.

DESCRIPTION	LOWER LIMIT	UPPER LIMIT	MEASURED	UNIT	VERDICT
Ref. power 1MHz/1MHz cond.	---	---	-3.77	dBm	INFO
Ref. frequency	---	---	5739.420	MHz	INFO

READ SA SETTINGS:

RefLevel [dBm] | RefLevelOffset [dB] | InpAtt [dB]	8.23 | 10.41 | 15
Start [MHz] | Stop [MHz]	5705.000 | 5805.000
RBW [MHz] | VBW [MHz]	0.100000 | 0.300000
Detector | TraceMode	POS | MAXH
Sweep: time [ms] | count | points per Section | type	2 | 1500 | 1001 | SWE

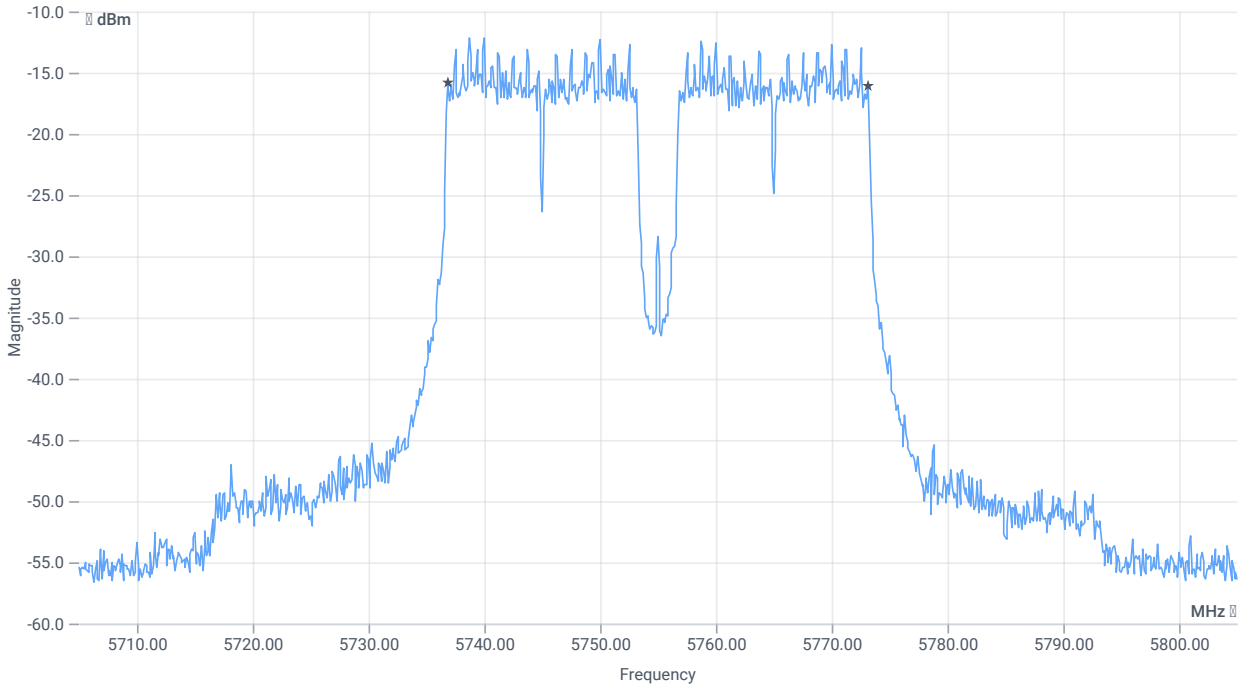

BW 6dB

RESULT

DESCRIPTION	LOWER LIMIT	UPPER LIMIT	MEASURED	UNIT	VERDICT
Bandwidth (6dB)	0.500	---	36.4	MHz	PASS

Verdict
PASS

FCC 15.407, ISED RSS247 # Minimum emission bandwidth ~ WLAN5Gx n-HT40 mode U-NII-3

References

TC start	26.01.2024 17:55:45
Ambit temp [°C] | humidity [rel%]	26.8 | 35
System version	5.0.1.0
Standard | Version	FCC 15.407, ISED RSS247 | NI
Method	KDB789033 D02, C.2.
Description	FCC 15.407 Min Emission Bandwidth - WLAN5Gx n-HT40 mode U-NII-3
Information	

EUT Common Settings WLAN5Gx

Number of antenna ports	1
User Interaction	No
Device class UNII_1	Client
Limit W52 japan	Standard

Equipment

Signal analyzer,Rohde&Schwarz,FSV-30,1321.3008K30/103170,3.60
Signaling unit,Rohde&Schwarz,CMW,1201.0002k75/102550,4.0.190
Switch matrix,cetecom advanced GmbH,USM,A001,1.0.0

Test Parameter

Technology to test	WLAN5Gx n-HT40 mode
EUT port	EUT1
Temperature	nom
Voltage	nom
Frequency low to test	True | Freq [MHz] 5755
Frequency mid to test	False | Freq [MHz] 0
Frequency high to test	False | Freq [MHz] 5795
Auto control enabled power supply | Climatic Box	No | No
Additional path loss [dB]	0.5
Full path type	EUT_SA_GEN_SIG
Full path name	EUT1.SIG1/EUT1.SA/EUT1.GEN1/EUT1.GEN2/
Switch bits	00010001:00010001:00000000:00000001

Test at TX 5755 MHz

RESULT: Reference power cond.

DESCRIPTION	LOWER LIMIT	UPPER LIMIT	MEASURED	UNIT	VERDICT
Ref. power 1MHz/1MHz cond.	---	---	-2.10	dBm	INFO
Ref. frequency	---	---	5738.020	MHz	INFO

READ SA SETTINGS:

RefLevel [dBm] | RefLevelOffset [dB] | InpAtt [dB]	9.90 | 10.39 | 15
Start [MHz] | Stop [MHz]	5705.000 | 5805.000
RBW [MHz] | VBW [MHz]	0.100000 | 0.300000
Detector | TraceMode	POS | MAXH
Sweep: time [ms] | count | points per Section | type	2 | 1500 | 1001 | SWE

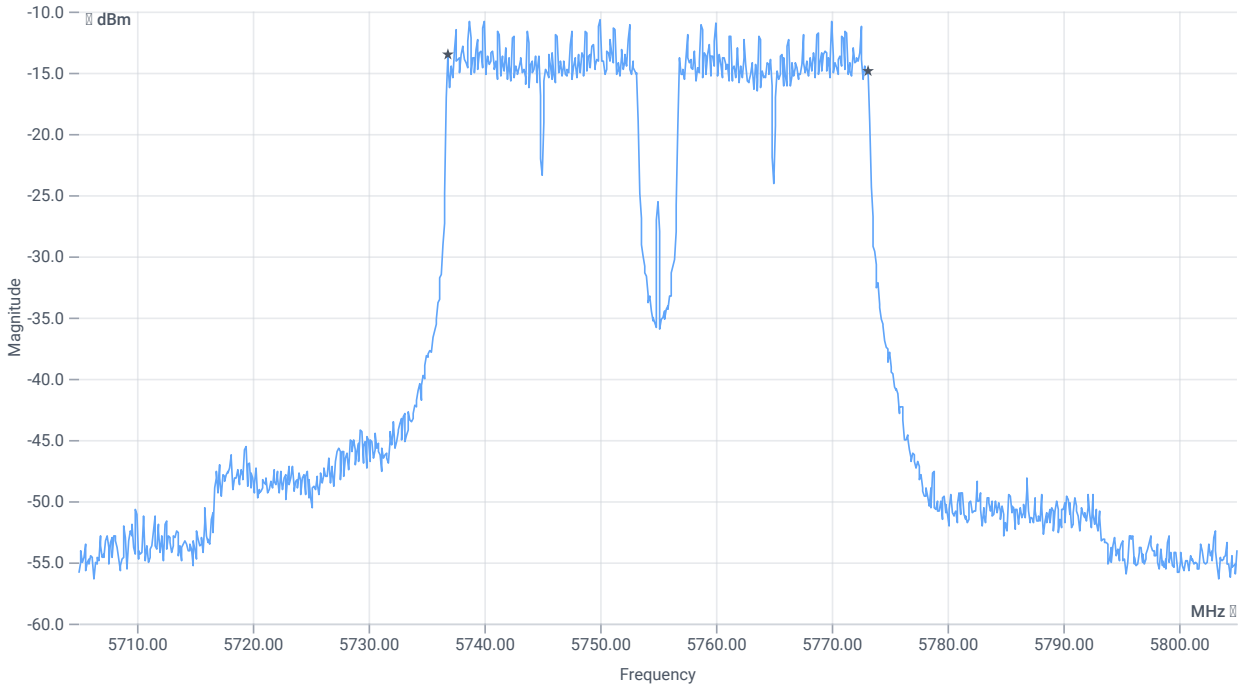

BW 6dB

RESULT

DESCRIPTION	LOWER LIMIT	UPPER LIMIT	MEASURED	UNIT	VERDICT
Bandwidth (6dB)	0.500	---	36.4	MHz	PASS

Verdict
PASS

FCC 15.407, ISED RSS247 # Minimum emission bandwidth ~ WLAN5Gx n-HT20 mode U-NII-3

References

TC start	26.01.2024 17:24:10
Ambit temp [°C] | humidity [rel%]	26.8 | 36
System version	5.0.1.0
Standard | Version	FCC 15.407, ISED RSS247 | NI
Method	KDB789033 D02, C.2.
Description	FCC 15.407 Min Emission Bandwidth - WLAN5Gx n-HT20 mode U-NII-3
Information	

EUT Common Settings WLAN5Gx

Number of antenna ports	1
User Interaction	No
Device class UNII_1	Client
Limit W52 japan	Standard

Equipment

Signal analyzer,Rohde&Schwarz,FSV-30,1321.3008K30/103170,3.60
Signaling unit,Rohde&Schwarz,CMW,1201.0002k75/102550,4.0.190
Switch matrix,cetecom advanced GmbH,USM,A001,1.0.0

Test Parameter

Technology to test	WLAN5Gx n-HT20 mode
EUT port	EUT2
Temperature	nom
Voltage	nom
Frequency low to test	False | Freq [MHz] 5745
Frequency mid to test	False | Freq [MHz] 5785
Frequency high to test	True | Freq [MHz] 5825
Auto control enabled power supply | Climatic Box	No | No
Additional path loss [dB]	0.5
Full path type	EUT_SA_GEN_SIG
Full path name	EUT2.SIG1/EUT2.SA/EUT2.GEN1/EUT2.GEN2/
Switch bits	00100010:00010001:00000000:00000001

Test at TX 5825 MHz

RESULT: Reference power cond.

DESCRIPTION	LOWER LIMIT	UPPER LIMIT	MEASURED	UNIT	VERDICT
Ref. power 1MHz/1MHz cond.	---	---	-0.77	dBm	INFO
Ref. frequency	---	---	5819.410	MHz	INFO

READ SA SETTINGS:

RefLevel [dBm] | RefLevelOffset [dB] | InpAtt [dB]	11.23 | 10.44 | 20
Start [MHz] | Stop [MHz]	5800.000 | 5850.000
RBW [MHz] | VBW [MHz]	0.100000 | 0.300000
Detector | TraceMode	POS | MAXH
Sweep: time [ms] | count | points per Section | type	2 | 1500 | 1001 | SWE

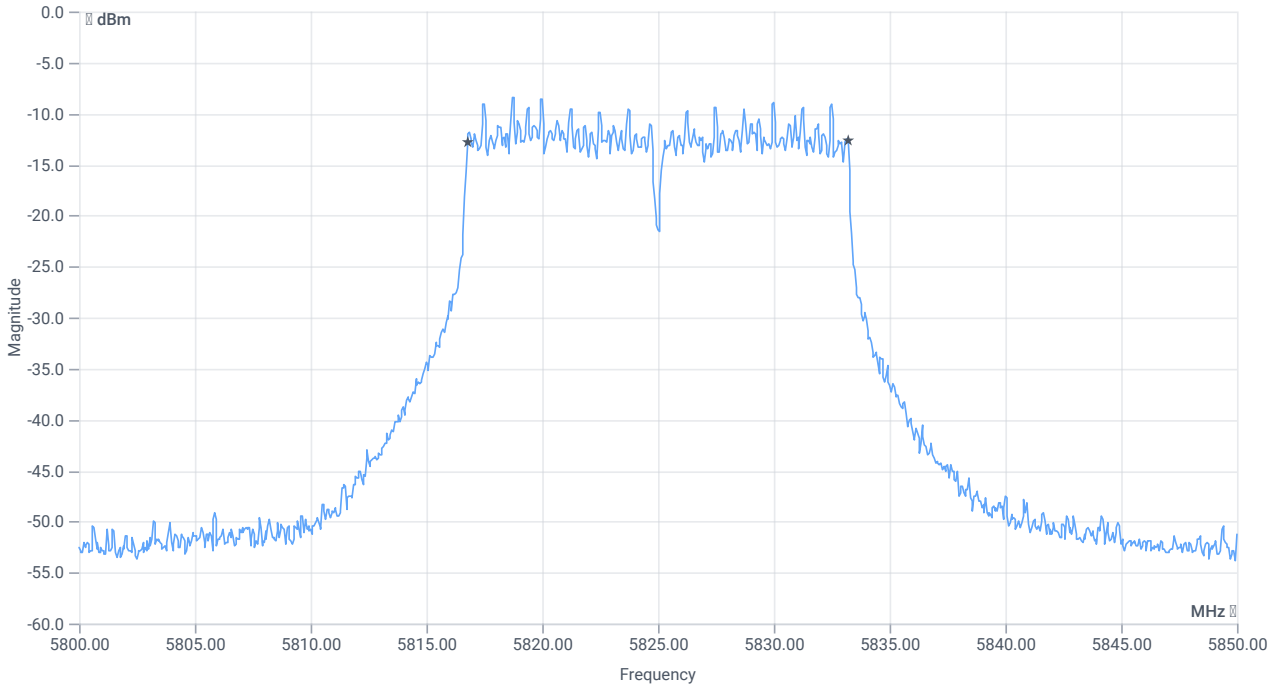

BW 6dB

RESULT

DESCRIPTION	LOWER LIMIT	UPPER LIMIT	MEASURED	UNIT	VERDICT
Bandwidth (6dB)	0.500	---	16.45	MHz	PASS

Verdict
PASS

FCC 15.407, ISED RSS247 # Minimum emission bandwidth ~ WLAN5Gx n-HT20 mode U-NII-3

References

TC start	26.01.2024 17:16:52
Ambit temp [°C] | humidity [rel%]	26.8 | 36
System version	5.0.1.0
Standard | Version	FCC 15.407, ISED RSS247 | NI
Method	KDB789033 D02, C.2.
Description	FCC 15.407 Min Emission Bandwidth - WLAN5Gx n-HT20 mode U-NII-3
Information	

EUT Common Settings WLAN5Gx

Number of antenna ports	1
User Interaction	No
Device class UNII_1	Client
Limit W52 japan	Standard

Equipment

Signal analyzer,Rohde&Schwarz,FSV-30,1321.3008K30/103170,3.60
Signaling unit,Rohde&Schwarz,CMW,1201.0002k75/102550,4.0.190
Switch matrix,cetecom advanced GmbH,USM,A001,1.0.0

Test Parameter

Technology to test	WLAN5Gx n-HT20 mode
EUT port	EUT1
Temperature	nom
Voltage	nom
Frequency low to test	False | Freq [MHz] 5745
Frequency mid to test	False | Freq [MHz] 5785
Frequency high to test	True | Freq [MHz] 5825
Auto control enabled power supply | Climatic Box	No | No
Additional path loss [dB]	0.5
Full path type	EUT_SA_GEN_SIG
Full path name	EUT1.SIG1/EUT1.SA/EUT1.GEN1/EUT1.GEN2/
Switch bits	00010001:00010001:00000000:00000001

Test at TX 5825 MHz

RESULT: Reference power cond.

DESCRIPTION	LOWER LIMIT	UPPER LIMIT	MEASURED	UNIT	VERDICT
Ref. power 1MHz/1MHz cond.	---	---	-0.08	dBm	INFO
Ref. frequency	---	---	5821.800	MHz	INFO

READ SA SETTINGS:

RefLevel [dBm] | RefLevelOffset [dB] | InpAtt [dB]	11.92 | 10.45 | 20
Start [MHz] | Stop [MHz]	5800.000 | 5850.000
RBW [MHz] | VBW [MHz]	0.100000 | 0.300000
Detector | TraceMode	POS | MAXH
Sweep: time [ms] | count | points per Section | type	2 | 1500 | 1001 | SWE

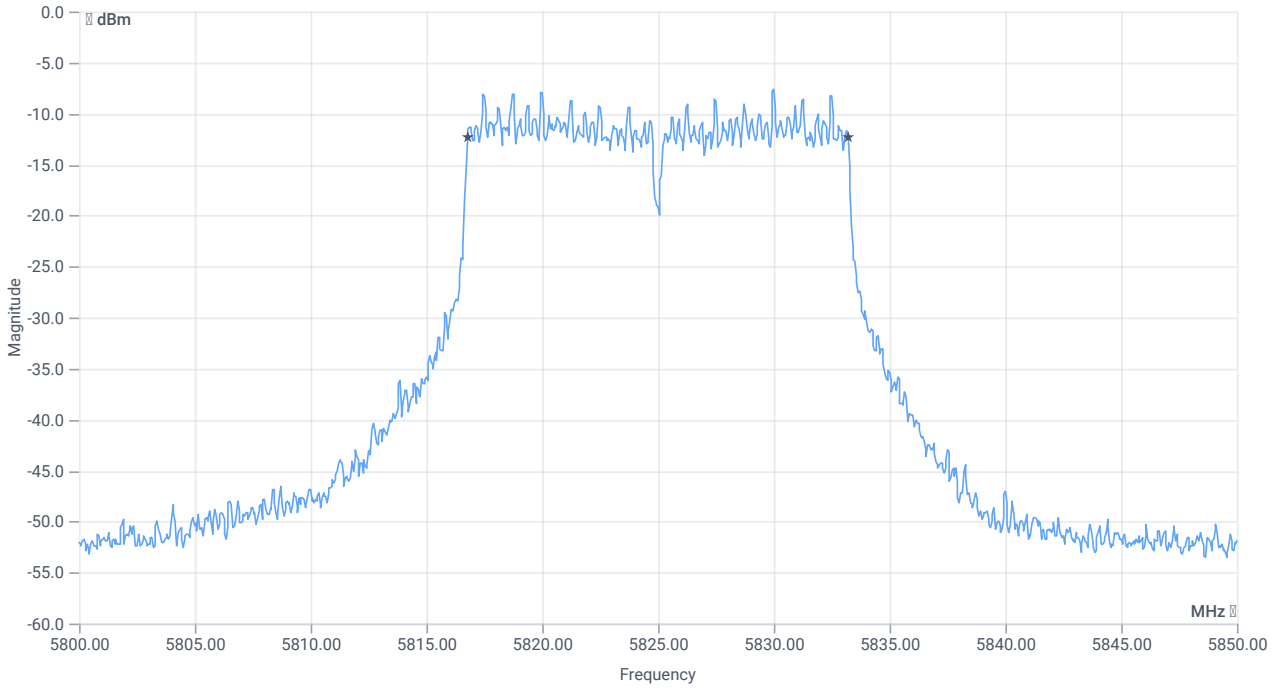

BW 6dB

RESULT

DESCRIPTION	LOWER LIMIT	UPPER LIMIT	MEASURED	UNIT	VERDICT
Bandwidth (6dB)	0.500	---	16.45	MHz	PASS

Verdict
PASS

FCC 15.407, ISED RSS247 # Minimum emission bandwidth ~ WLAN5Gx n-HT20 mode U-NII-3

References

TC start	26.01.2024 17:07:33
Ambit temp [°C] | humidity [rel%]	26.8 | 36
System version	5.0.1.0
Standard | Version	FCC 15.407, ISED RSS247 | NI
Method	KDB789033 D02, C.2.
Description	FCC 15.407 Min Emission Bandwidth - WLAN5Gx n-HT20 mode U-NII-3
Information	

EUT Common Settings WLAN5Gx

Number of antenna ports	1
User Interaction	No
Device class UNII_1	Client
Limit W52 japan	Standard

Equipment

Signal analyzer,Rohde&Schwarz,FSV-30,1321.3008K30/103170,3.60
Signaling unit,Rohde&Schwarz,CMW,1201.0002k75/102550,4.0.190
Switch matrix,cetecom advanced GmbH,USM,A001,1.0.0

Test Parameter

Technology to test	WLAN5Gx n-HT20 mode
EUT port	EUT2
Temperature	nom
Voltage	nom
Frequency low to test	False | Freq [MHz] 5745
Frequency mid to test	True | Freq [MHz] 5785
Frequency high to test	False | Freq [MHz] 5825
Auto control enabled power supply | Climatic Box	No | No
Additional path loss [dB]	0.5
Full path type	EUT_SA_GEN_SIG
Full path name	EUT2.SIG1/EUT2.SA/EUT2.GEN1/EUT2.GEN2/
Switch bits	00100010:00010001:00000000:00000001

Test at TX 5785 MHz

RESULT: Reference power cond.

DESCRIPTION	LOWER LIMIT	UPPER LIMIT	MEASURED	UNIT	VERDICT
Ref. power 1MHz/1MHz cond.	---	---	-0.25	dBm	INFO
Ref. frequency	---	---	5779.610	MHz	INFO

READ SA SETTINGS:

RefLevel [dBm] | RefLevelOffset [dB] | InpAtt [dB]	11.75 | 10.41 | 20
Start [MHz] | Stop [MHz]	5760.000 | 5810.000
RBW [MHz] | VBW [MHz]	0.100000 | 0.300000
Detector | TraceMode	POS | MAXH
Sweep: time [ms] | count | points per Section | type	2 | 1500 | 1001 | SWE

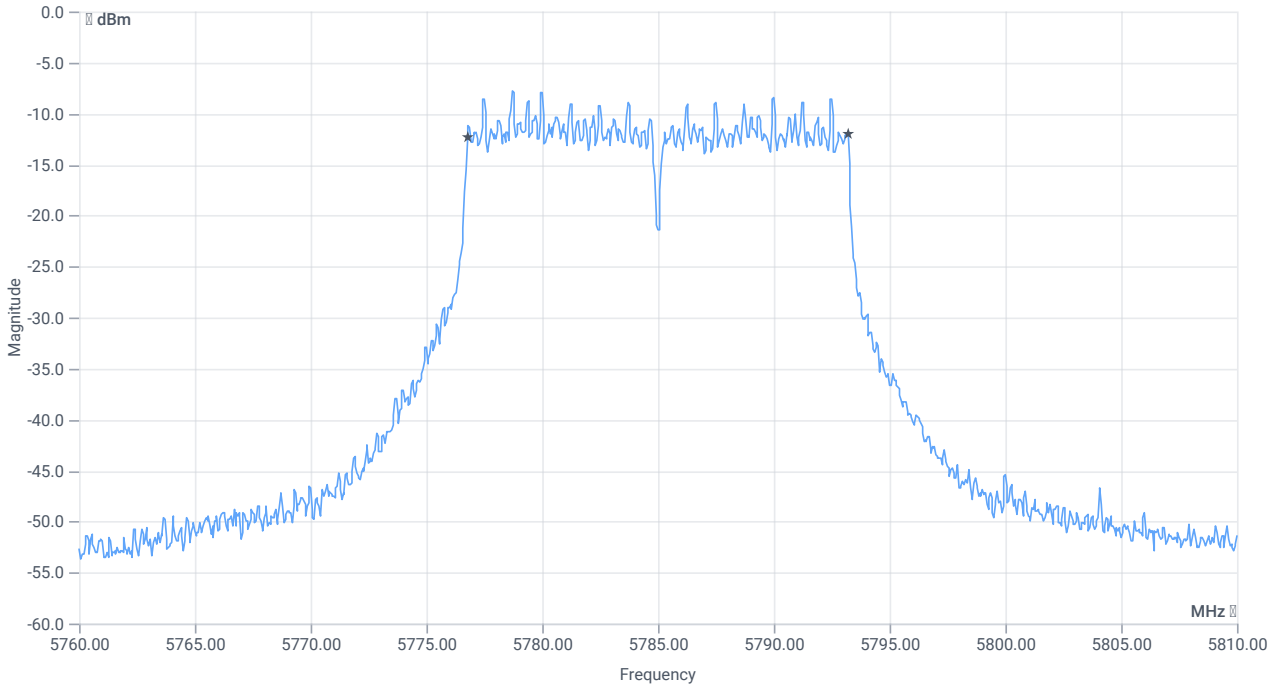

BW 6dB

RESULT

DESCRIPTION	LOWER LIMIT	UPPER LIMIT	MEASURED	UNIT	VERDICT
Bandwidth (6dB)	0.500	---	16.45	MHz	PASS

Verdict
PASS

FCC 15.407, ISED RSS247 # Minimum emission bandwidth ~ WLAN5Gx n-HT20 mode U-NII-3

References

TC start	26.01.2024 17:00:10
Ambit temp [°C] | humidity [rel%]	26.8 | 36
System version	5.0.1.0
Standard | Version	FCC 15.407, ISED RSS247 | NI
Method	KDB789033 D02, C.2.
Description	FCC 15.407 Min Emission Bandwidth - WLAN5Gx n-HT20 mode U-NII-3
Information	

EUT Common Settings WLAN5Gx

Number of antenna ports	1
User Interaction	No
Device class UNII_1	Client
Limit W52 japan	Standard

Equipment

Signal analyzer,Rohde&Schwarz,FSV-30,1321.3008K30/103170,3.60
Signaling unit,Rohde&Schwarz,CMW,1201.0002k75/102550,4.0.190
Switch matrix,cetecom advanced GmbH,USM,A001,1.0.0

Test Parameter

Technology to test	WLAN5Gx n-HT20 mode
EUT port	EUT1
Temperature	nom
Voltage	nom
Frequency low to test	False | Freq [MHz] 5745
Frequency mid to test	True | Freq [MHz] 5785
Frequency high to test	False | Freq [MHz] 5825
Auto control enabled power supply | Climatic Box	No | No
Additional path loss [dB]	0.5
Full path type	EUT_SA_GEN_SIG
Full path name	EUT1.SIG1/EUT1.SA/EUT1.GEN1/EUT1.GEN2/
Switch bits	00010001:00010001:00000000:00000001

Test at TX 5785 MHz

RESULT: Reference power cond.

DESCRIPTION	LOWER LIMIT	UPPER LIMIT	MEASURED	UNIT	VERDICT
Ref. power 1MHz/1MHz cond.	---	---	1.53	dBm	INFO
Ref. frequency	---	---	5779.210	MHz	INFO

READ SA SETTINGS:

RefLevel [dBm] | RefLevelOffset [dB] | InpAtt [dB]	13.53 | 10.38 | 20
Start [MHz] | Stop [MHz]	5760.000 | 5810.000
RBW [MHz] | VBW [MHz]	0.100000 | 0.300000
Detector | TraceMode	POS | MAXH
Sweep: time [ms] | count | points per Section | type	2 | 1500 | 1001 | SWE

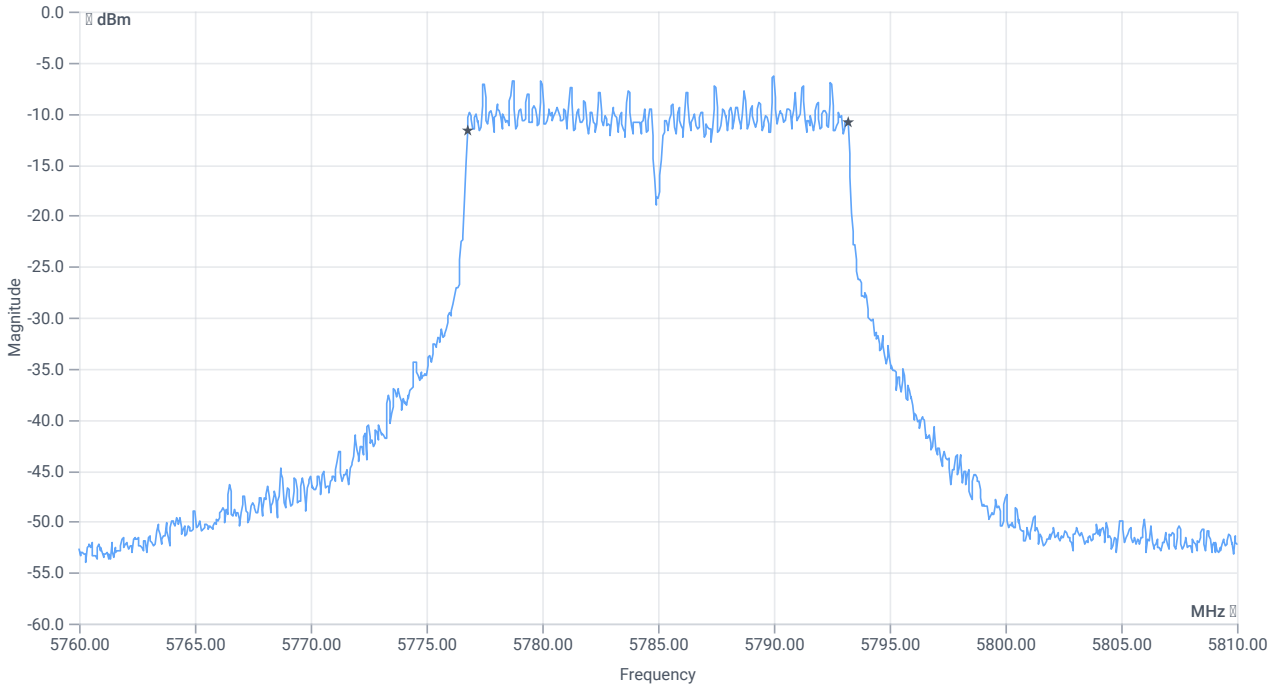

BW 6dB

RESULT

DESCRIPTION	LOWER LIMIT	UPPER LIMIT	MEASURED	UNIT	VERDICT
Bandwidth (6dB)	0.500	---	16.45	MHz	PASS

Verdict
PASS

FCC 15.407, ISED RSS247 # Minimum emission bandwidth ~ WLAN5Gx n-HT20 mode U-NII-3

References

TC start	26.01.2024 16:51:26
Ambit temp [°C] | humidity [rel%]	26.8 | 36
System version	5.0.1.0
Standard | Version	FCC 15.407, ISED RSS247 | NI
Method	KDB789033 D02, C.2.
Description	FCC 15.407 Min Emission Bandwidth - WLAN5Gx n-HT20 mode U-NII-3
Information	

EUT Common Settings WLAN5Gx

Number of antenna ports	1
User Interaction	No
Device class UNII_1	Client
Limit W52 japan	Standard

Equipment

Signal analyzer,Rohde&Schwarz,FSV-30,1321.3008K30/103170,3.60
Signaling unit,Rohde&Schwarz,CMW,1201.0002k75/102550,4.0.190
Switch matrix,cetecom advanced GmbH,USM,A001,1.0.0

Test Parameter

Technology to test	WLAN5Gx n-HT20 mode
EUT port	EUT2
Temperature	nom
Voltage	nom
Frequency low to test	True | Freq [MHz] 5745
Frequency mid to test	False | Freq [MHz] 5785
Frequency high to test	False | Freq [MHz] 5825
Auto control enabled power supply | Climatic Box	No | No
Additional path loss [dB]	0.5
Full path type	EUT_SA_GEN_SIG
Full path name	EUT2.SIG1/EUT2.SA/EUT2.GEN1/EUT2.GEN2/
Switch bits	00100010:00010001:00000000:00000001

Test at TX 5745 MHz

RESULT: Reference power cond.

DESCRIPTION	LOWER LIMIT	UPPER LIMIT	MEASURED	UNIT	VERDICT
Ref. power 1MHz/1MHz cond.	---	---	0.30	dBm	INFO
Ref. frequency	---	---	5748.200	MHz	INFO

READ SA SETTINGS:

RefLevel [dBm] | RefLevelOffset [dB] | InpAtt [dB]	12.30 | 10.38 | 20
Start [MHz] | Stop [MHz]	5720.000 | 5770.000
RBW [MHz] | VBW [MHz]	0.100000 | 0.300000
Detector | TraceMode	POS | MAXH
Sweep: time [ms] | count | points per Section | type	2 | 1500 | 1001 | SWE

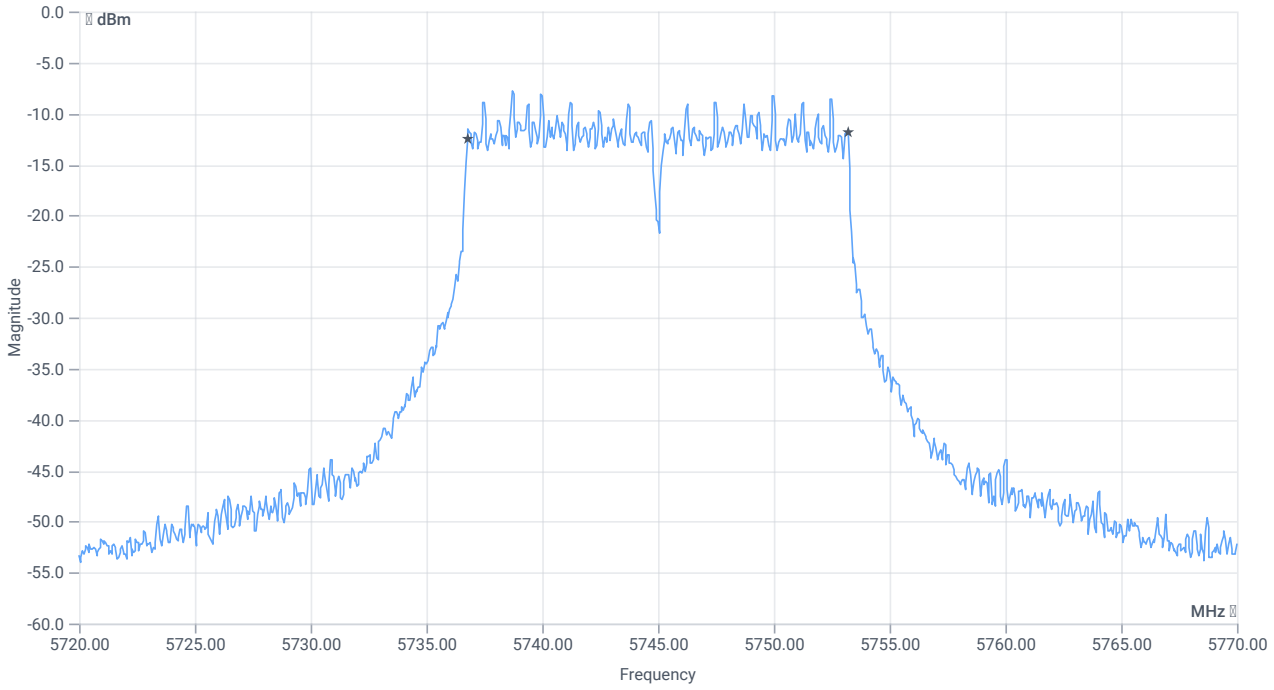

BW 6dB

RESULT

DESCRIPTION	LOWER LIMIT	UPPER LIMIT	MEASURED	UNIT	VERDICT
Bandwidth (6dB)	0.500	---	16.45	MHz	PASS

Verdict
PASS

FCC 15.407, ISED RSS247 # Minimum emission bandwidth ~ WLAN5Gx n-HT20 mode U-NII-3

References

TC start	26.01.2024 16:44:08
Ambit temp [°C] | humidity [rel%]	26.8 | 36
System version	5.0.1.0
Standard | Version	FCC 15.407, ISED RSS247 | NI
Method	KDB789033 D02, C.2.
Description	FCC 15.407 Min Emission Bandwidth - WLAN5Gx n-HT20 mode U-NII-3
Information	

EUT Common Settings WLAN5Gx

Number of antenna ports	1
User Interaction	No
Device class UNII_1	Client
Limit W52 japan	Standard

Equipment

Signal analyzer,Rohde&Schwarz,FSV-30,1321.3008K30/103170,3.60
Signaling unit,Rohde&Schwarz,CMW,1201.0002k75/102550,4.0.190
Switch matrix,cetecom advanced GmbH,USM,A001,1.0.0

Test Parameter

Technology to test	WLAN5Gx n-HT20 mode
EUT port	EUT1
Temperature	nom
Voltage	nom
Frequency low to test	True | Freq [MHz] 5745
Frequency mid to test	False | Freq [MHz] 5785
Frequency high to test	False | Freq [MHz] 5825
Auto control enabled power supply | Climatic Box	No | No
Additional path loss [dB]	0.5
Full path type	EUT_SA_GEN_SIG
Full path name	EUT1.SIG1/EUT1.SA/EUT1.GEN1/EUT1.GEN2/
Switch bits	00010001:00010001:00000000:00000001

Test at TX 5745 MHz

RESULT: Reference power cond.

DESCRIPTION	LOWER LIMIT	UPPER LIMIT	MEASURED	UNIT	VERDICT
Ref. power 1MHz/1MHz cond.	---	---	0.99	dBm	INFO
Ref. frequency	---	---	5739.210	MHz	INFO

READ SA SETTINGS:

RefLevel [dBm] | RefLevelOffset [dB] | InpAtt [dB]	12.99 | 10.36 | 20
Start [MHz] | Stop [MHz]	5720.000 | 5770.000
RBW [MHz] | VBW [MHz]	0.100000 | 0.300000
Detector | TraceMode	POS | MAXH
Sweep: time [ms] | count | points per Section | type	2 | 1500 | 1001 | SWE

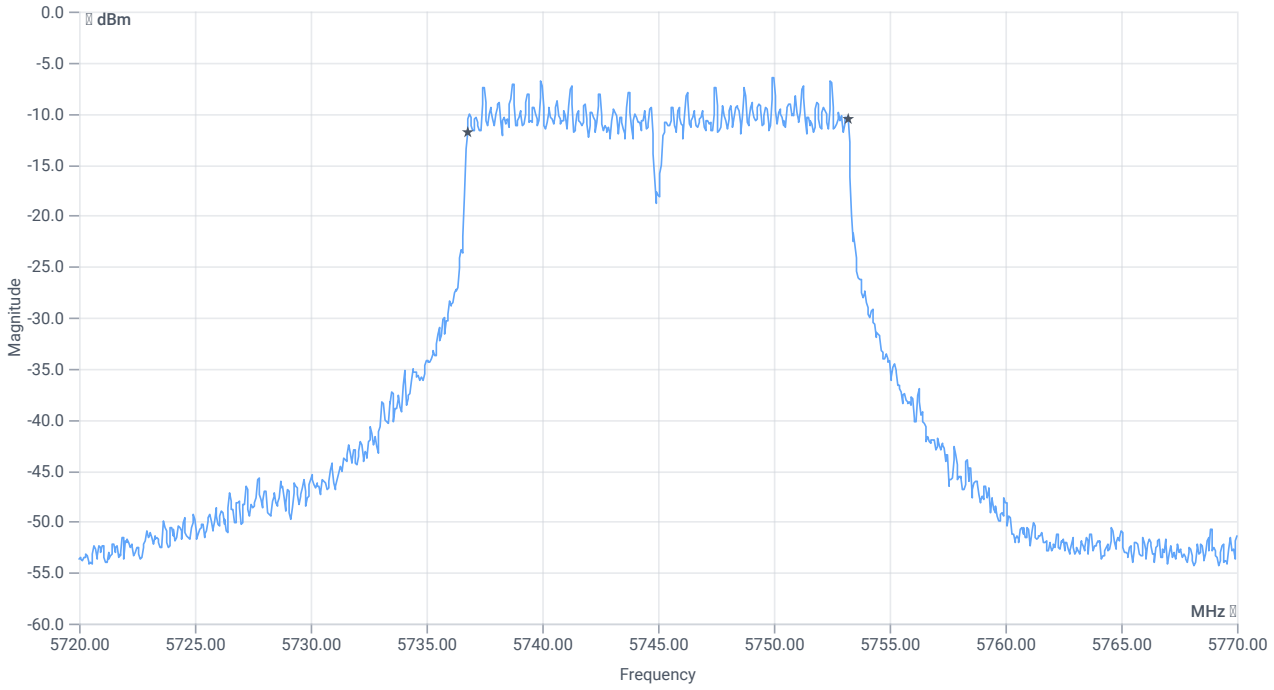

BW 6dB

RESULT

DESCRIPTION	LOWER LIMIT	UPPER LIMIT	MEASURED	UNIT	VERDICT
Bandwidth (6dB)	0.500	---	16.45	MHz	PASS

Verdict
PASS

FCC 15.407, ISED RSS247 # Minimum emission bandwidth ~ WLAN5Gx a mode U-NII-3

References

TC start	26.01.2024 15:50:23
Ambit temp [°C] | humidity [rel%]	26.8 | 36
System version	5.0.1.0
Standard | Version	FCC 15.407, ISED RSS247 | NI
Method	KDB789033 D02, C.2.
Description	FCC 15.407 Min Emission Bandwidth - WLAN5Gx a mode U-NII-3
Information	

EUT Common Settings WLAN5Gx

Number of antenna ports	1
User Interaction	No
Device class UNII_1	Client
Limit W52 japan	Standard

Equipment

Signal analyzer,Rohde&Schwarz,FSV-30,1321.3008K30/103170,3.60
Signaling unit,Rohde&Schwarz,CMW,1201.0002k75/102550,4.0.190
Switch matrix,cetecom advanced GmbH,USM,A001,1.0.0

Test Parameter

Technology to test	WLAN5Gx a mode
EUT port	EUT2
Temperature	nom
Voltage	nom
Frequency low to test	False | Freq [MHz] 5745
Frequency mid to test	False | Freq [MHz] 5785
Frequency high to test	True | Freq [MHz] 5825
Auto control enabled power supply | Climatic Box	No | No
Additional path loss [dB]	0.5
Full path type	EUT_SA_GEN_SIG
Full path name	EUT2.SIG1/EUT2.SA/EUT2.GEN1/EUT2.GEN2/
Switch bits	00100010:00010001:00000000:00000001

Test at TX 5825 MHz

RESULT: Reference power cond.

DESCRIPTION	LOWER LIMIT	UPPER LIMIT	MEASURED	UNIT	VERDICT
Ref. power 1MHz/1MHz cond.	---	---	0.33	dBm	INFO
Ref. frequency	---	---	5822.000	MHz	INFO

READ SA SETTINGS:

RefLevel [dBm] | RefLevelOffset [dB] | InpAtt [dB]	12.33 | 10.44 | 20
Start [MHz] | Stop [MHz]	5800.000 | 5850.000
RBW [MHz] | VBW [MHz]	0.100000 | 0.300000
Detector | TraceMode	POS | MAXH
Sweep: time [ms] | count | points per Section | type	2 | 1500 | 1001 | SWE

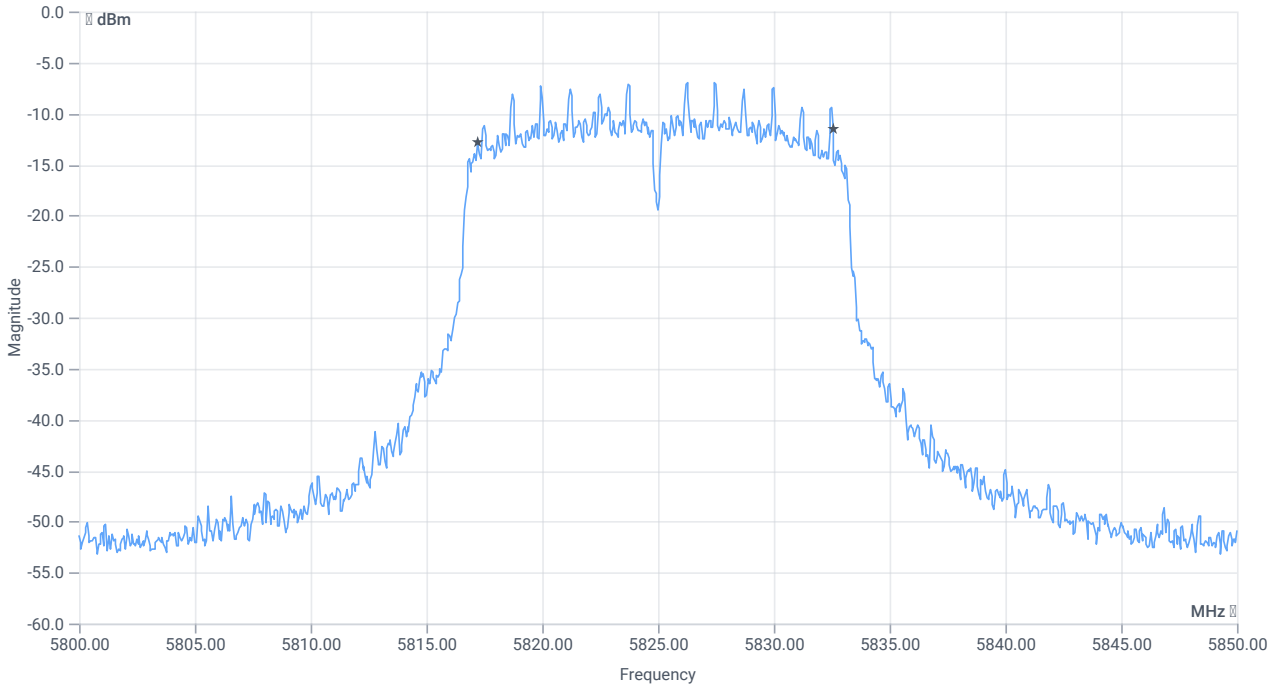

BW 6dB

RESULT

DESCRIPTION	LOWER LIMIT	UPPER LIMIT	MEASURED	UNIT	VERDICT
Bandwidth (6dB)	0.500	---	15.35	MHz	PASS

Verdict
PASS

FCC 15.407, ISED RSS247 # Minimum emission bandwidth ~ WLAN5Gx a mode U-NII-3

References

TC start	26.01.2024 15:43:07
Ambit temp [°C] | humidity [rel%]	26.7 | 36
System version	5.0.1.0
Standard | Version	FCC 15.407, ISED RSS247 | NI
Method	KDB789033 D02, C.2.
Description	FCC 15.407 Min Emission Bandwidth - WLAN5Gx a mode U-NII-3
Information	

EUT Common Settings WLAN5Gx

Number of antenna ports	1
User Interaction	No
Device class UNII_1	Client
Limit W52 japan	Standard

Equipment

Signal analyzer,Rohde&Schwarz,FSV-30,1321.3008K30/103170,3.60
Signaling unit,Rohde&Schwarz,CMW,1201.0002k75/102550,4.0.190
Switch matrix,cetecom advanced GmbH,USM,A001,1.0.0

Test Parameter

Technology to test	WLAN5Gx a mode
EUT port	EUT1
Temperature	nom
Voltage	nom
Frequency low to test	False | Freq [MHz] 5745
Frequency mid to test	False | Freq [MHz] 5785
Frequency high to test	True | Freq [MHz] 5825
Auto control enabled power supply | Climatic Box	No | No
Additional path loss [dB]	0.5
Full path type	EUT_SA_GEN_SIG
Full path name	EUT1.SIG1/EUT1.SA/EUT1.GEN1/EUT1.GEN2/
Switch bits	00010001:00010001:00000000:00000001

Test at TX 5825 MHz

RESULT: Reference power cond.

DESCRIPTION	LOWER LIMIT	UPPER LIMIT	MEASURED	UNIT	VERDICT
Ref. power 1MHz/1MHz cond.	---	---	0.67	dBm	INFO
Ref. frequency	---	---	5824.000	MHz	INFO

READ SA SETTINGS:

RefLevel [dBm] | RefLevelOffset [dB] | InpAtt [dB]	12.67 | 10.45 | 20
Start [MHz] | Stop [MHz]	5800.000 | 5850.000
RBW [MHz] | VBW [MHz]	0.100000 | 0.300000
Detector | TraceMode	POS | MAXH
Sweep: time [ms] | count | points per Section | type	2 | 1500 | 1001 | SWE

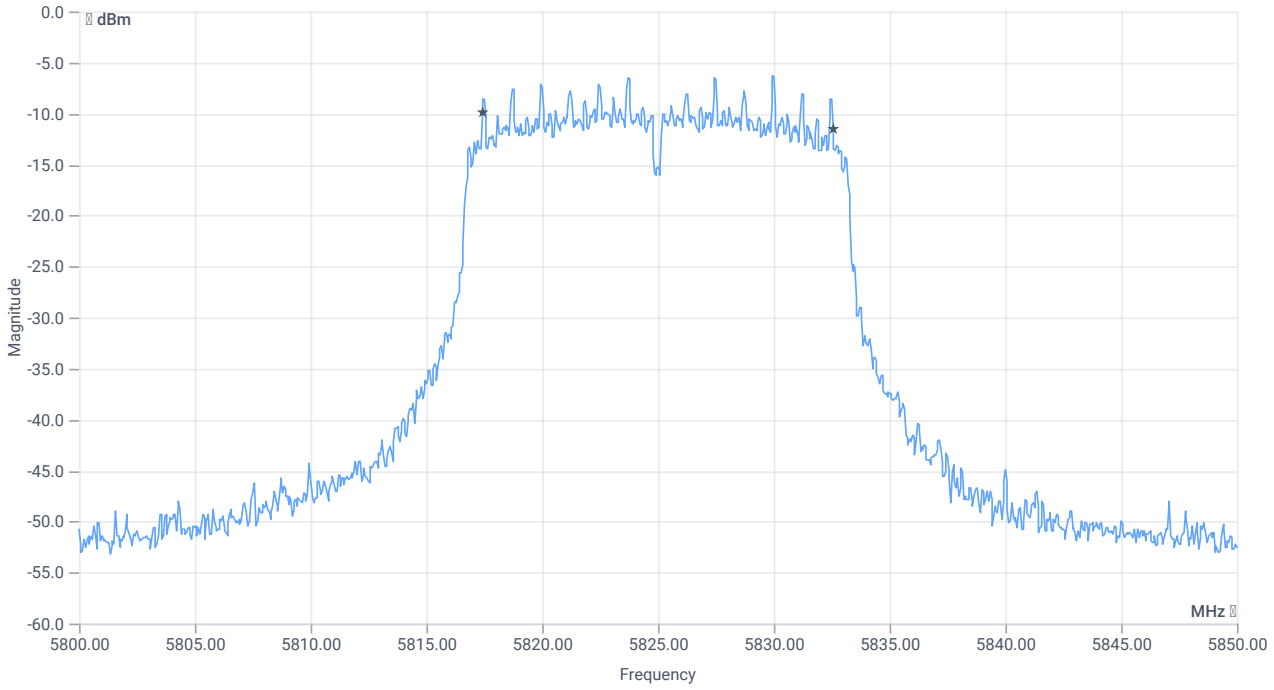

BW 6dB

RESULT

DESCRIPTION	LOWER LIMIT	UPPER LIMIT	MEASURED	UNIT	VERDICT
Bandwidth (6dB)	0.500	---	15.15	MHz	PASS

Verdict
PASS

FCC 15.407, ISED RSS247 # Minimum emission bandwidth ~ WLAN5Gx a mode U-NII-3

References

TC start	26.01.2024 15:34:27
Ambit temp [°C] | humidity [rel%]	26.7 | 36
System version	5.0.1.0
Standard | Version	FCC 15.407, ISED RSS247 | NI
Method	KDB789033 D02, C.2.
Description	FCC 15.407 Min Emission Bandwidth - WLAN5Gx a mode U-NII-3
Information	

EUT Common Settings WLAN5Gx

Number of antenna ports	1
User Interaction	No
Device class UNII_1	Client
Limit W52 japan	Standard

Equipment

Signal analyzer,Rohde&Schwarz,FSV-30,1321.3008K30/103170,3.60
Signaling unit,Rohde&Schwarz,CMW,1201.0002k75/102550,4.0.190
Switch matrix,cetecom advanced GmbH,USM,A001,1.0.0

Test Parameter

Technology to test	WLAN5Gx a mode
EUT port	EUT2
Temperature	nom
Voltage	nom
Frequency low to test	False | Freq [MHz] 5745
Frequency mid to test	True | Freq [MHz] 5785
Frequency high to test	False | Freq [MHz] 5825
Auto control enabled power supply | Climatic Box	No | No
Additional path loss [dB]	0.5
Full path type	EUT_SA_GEN_SIG
Full path name	EUT2.SIG1/EUT2.SA/EUT2.GEN1/EUT2.GEN2/
Switch bits	00100010:00010001:00000000:00000001

Test at TX 5785 MHz

RESULT: Reference power cond.

DESCRIPTION	LOWER LIMIT	UPPER LIMIT	MEASURED	UNIT	VERDICT
Ref. power 1MHz/1MHz cond.	---	---	1.00	dBm	INFO
Ref. frequency	---	---	5786.400	MHz	INFO

READ SA SETTINGS:

RefLevel [dBm] | RefLevelOffset [dB] | InpAtt [dB]	13.00 | 10.41 | 20
Start [MHz] | Stop [MHz]	5760.000 | 5810.000
RBW [MHz] | VBW [MHz]	0.100000 | 0.300000
Detector | TraceMode	POS | MAXH
Sweep: time [ms] | count | points per Section | type	2 | 1500 | 1001 | SWE

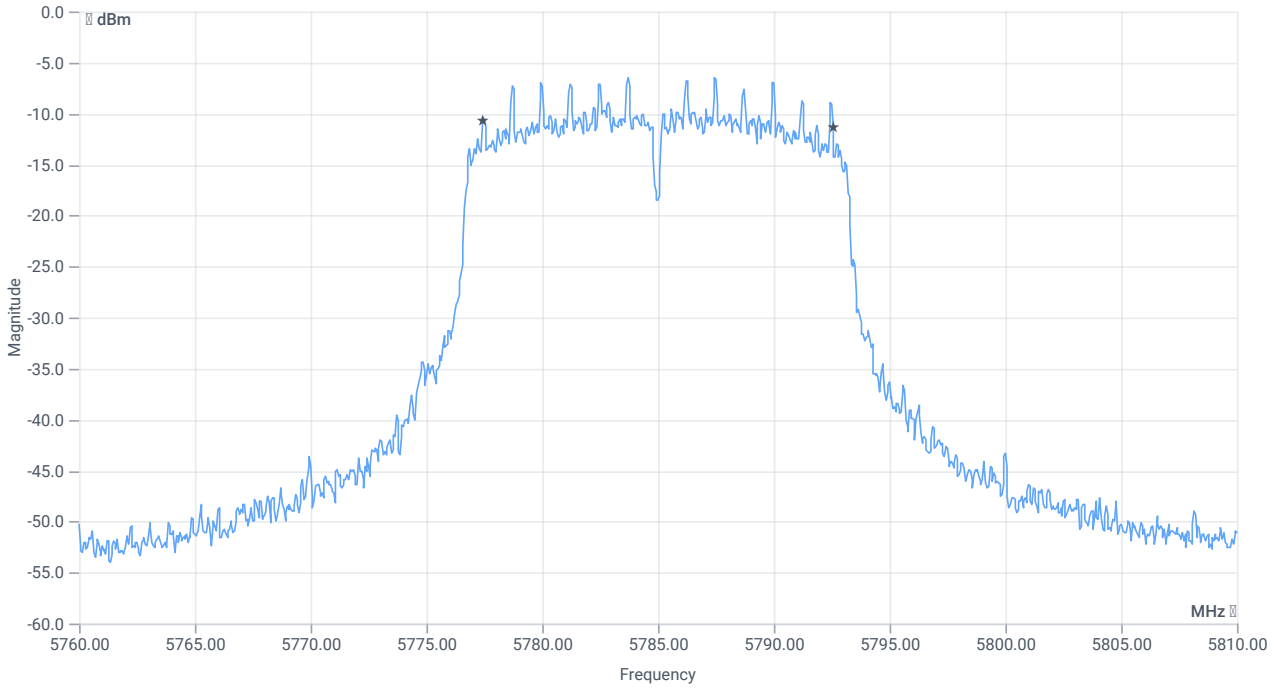

BW 6dB

RESULT

DESCRIPTION	LOWER LIMIT	UPPER LIMIT	MEASURED	UNIT	VERDICT
Bandwidth (6dB)	0.500	---	15.15	MHz	PASS

Verdict
PASS

FCC 15.407, ISED RSS247 # Minimum emission bandwidth ~ WLAN5Gx a mode U-NII-3

References

TC start	26.01.2024 15:27:05
Ambit temp [°C] | humidity [rel%]	26.7 | 36
System version	5.0.1.0
Standard | Version	FCC 15.407, ISED RSS247 | NI
Method	KDB789033 D02, C.2.
Description	FCC 15.407 Min Emission Bandwidth - WLAN5Gx a mode U-NII-3
Information	

EUT Common Settings WLAN5Gx

Number of antenna ports	1
User Interaction	No
Device class UNII_1	Client
Limit W52 japan	Standard

Equipment

Signal analyzer,Rohde&Schwarz,FSV-30,1321.3008K30/103170,3.60
Signaling unit,Rohde&Schwarz,CMW,1201.0002k75/102550,4.0.190
Switch matrix,cetecom advanced GmbH,USM,A001,1.0.0

Test Parameter

Technology to test	WLAN5Gx a mode
EUT port	EUT1
Temperature	nom
Voltage	nom
Frequency low to test	False | Freq [MHz] 5745
Frequency mid to test	True | Freq [MHz] 5785
Frequency high to test	False | Freq [MHz] 5825
Auto control enabled power supply | Climatic Box	No | No
Additional path loss [dB]	0.5
Full path type	EUT_SA_GEN_SIG
Full path name	EUT1.SIG1/EUT1.SA/EUT1.GEN1/EUT1.GEN2/
Switch bits	00010001:00010001:00000000:00000001

Test at TX 5785 MHz

RESULT: Reference power cond.

DESCRIPTION	LOWER LIMIT	UPPER LIMIT	MEASURED	UNIT	VERDICT
Ref. power 1MHz/1MHz cond.	---	---	2.37	dBm	INFO
Ref. frequency	---	---	5783.200	MHz	INFO

READ SA SETTINGS:

RefLevel [dBm] | RefLevelOffset [dB] | InpAtt [dB]	14.37 | 10.38 | 20
Start [MHz] | Stop [MHz]	5760.000 | 5810.000
RBW [MHz] | VBW [MHz]	0.100000 | 0.300000
Detector | TraceMode	POS | MAXH
Sweep: time [ms] | count | points per Section | type	2 | 1500 | 1001 | SWE

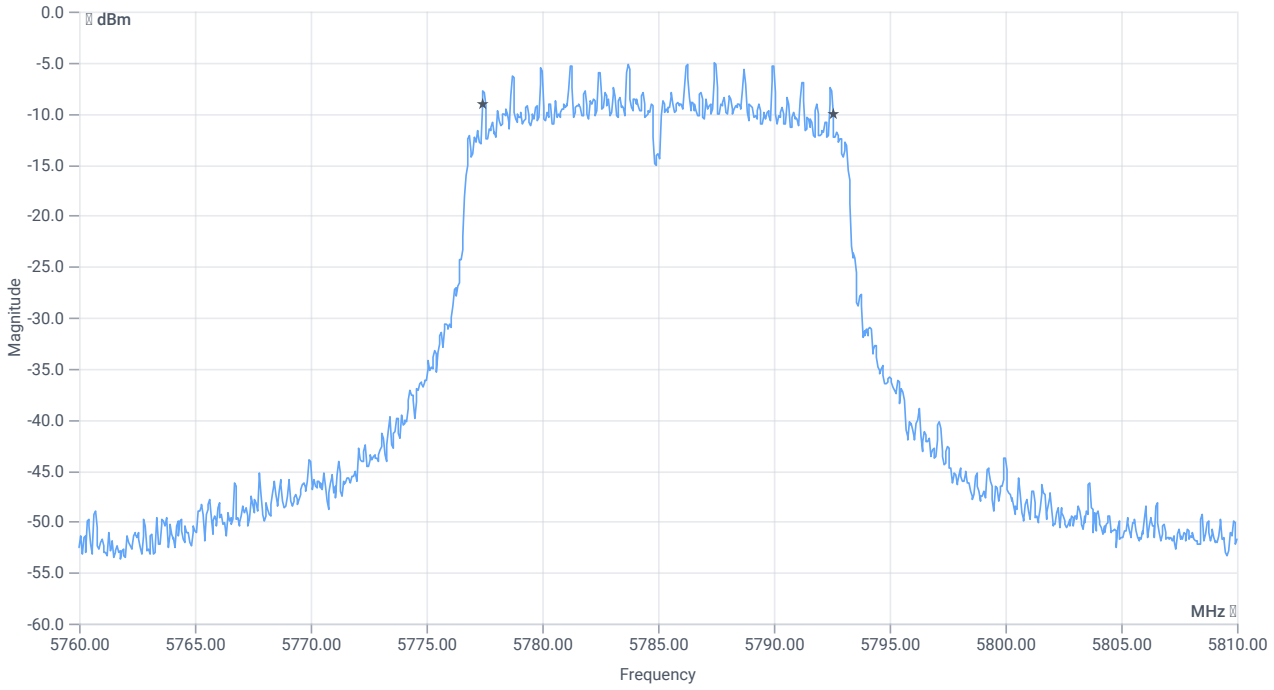

BW 6dB

RESULT

DESCRIPTION	LOWER LIMIT	UPPER LIMIT	MEASURED	UNIT	VERDICT
Bandwidth (6dB)	0.500	---	15.15	MHz	PASS

Verdict
PASS

FCC 15.407, ISED RSS247 # Minimum emission bandwidth ~ WLAN5Gx a mode U-NII-3

References

TC start	26.01.2024 15:18:42
Ambit temp [°C] | humidity [rel%]	26.6 | 37
System version	5.0.1.0
Standard | Version	FCC 15.407, ISED RSS247 | NI
Method	KDB789033 D02, C.2.
Description	FCC 15.407 Min Emission Bandwidth - WLAN5Gx a mode U-NII-3
Information	

EUT Common Settings WLAN5Gx

Number of antenna ports	1
User Interaction	No
Device class UNII_1	Client
Limit W52 japan	Standard

Equipment

Signal analyzer,Rohde&Schwarz,FSV-30,1321.3008K30/103170,3.60
Signaling unit,Rohde&Schwarz,CMW,1201.0002k75/102550,4.0.190
Switch matrix,cetecom advanced GmbH,USM,A001,1.0.0

Test Parameter

Technology to test	WLAN5Gx a mode
EUT port	EUT2
Temperature	nom
Voltage	nom
Frequency low to test	True | Freq [MHz] 5745
Frequency mid to test	False | Freq [MHz] 5785
Frequency high to test	False | Freq [MHz] 5825
Auto control enabled power supply | Climatic Box	No | No
Additional path loss [dB]	0.5
Full path type	EUT_SA_GEN_SIG
Full path name	EUT2.SIG1/EUT2.SA/EUT2.GEN1/EUT2.GEN2/
Switch bits	00100010:00010001:00000000:00000001

Test at TX 5745 MHz

RESULT: Reference power cond.

DESCRIPTION	LOWER LIMIT	UPPER LIMIT	MEASURED	UNIT	VERDICT
Ref. power 1MHz/1MHz cond.	---	---	1.96	dBm	INFO
Ref. frequency	---	---	5746.000	MHz	INFO

READ SA SETTINGS:

RefLevel [dBm] | RefLevelOffset [dB] | InpAtt [dB]	13.96 | 10.38 | 20
Start [MHz] | Stop [MHz]	5720.000 | 5770.000
RBW [MHz] | VBW [MHz]	0.100000 | 0.300000
Detector | TraceMode	POS | MAXH
Sweep: time [ms] | count | points per Section | type	2 | 1500 | 1001 | SWE

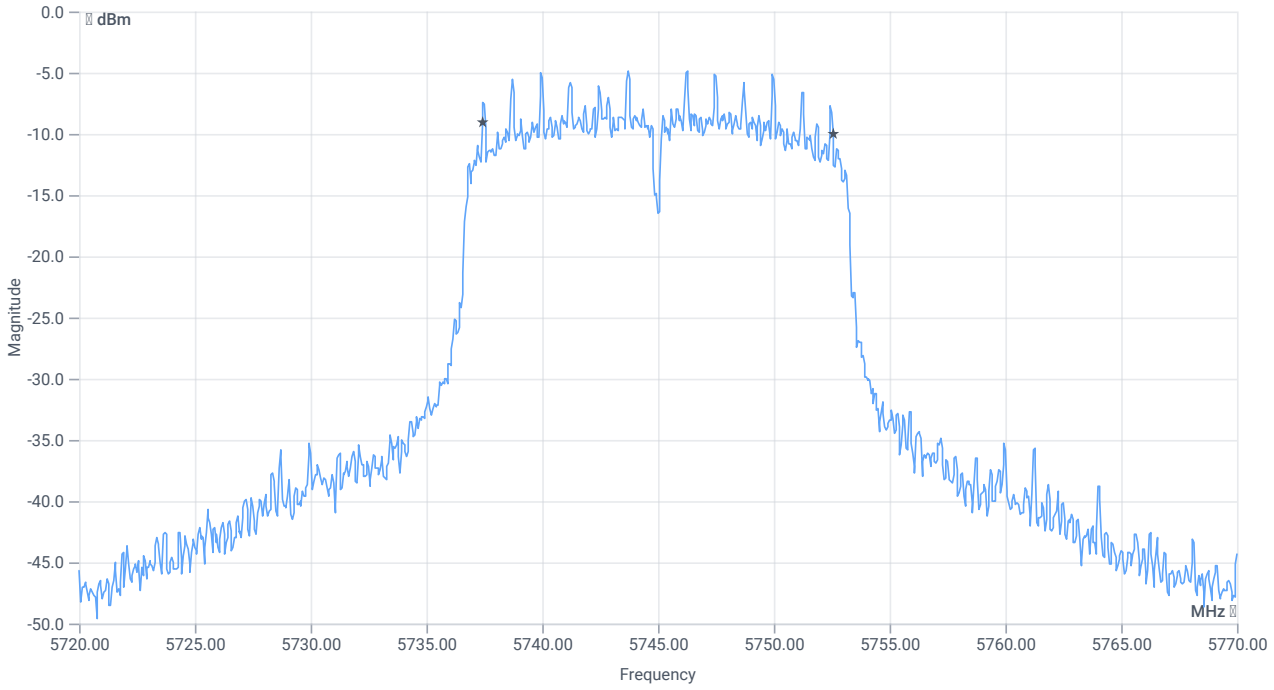

BW 6dB

RESULT

DESCRIPTION	LOWER LIMIT	UPPER LIMIT	MEASURED	UNIT	VERDICT
Bandwidth (6dB)	0.500	---	15.15	MHz	PASS

Verdict
PASS

FCC 15.407, ISED RSS247 # Minimum emission bandwidth ~ WLAN5Gx a mode U-NII-3

References

TC start	26.01.2024 15:11:25
Ambit temp [°C] | humidity [rel%]	26.6 | 37
System version	5.0.1.0
Standard | Version	FCC 15.407, ISED RSS247 | NI
Method	KDB789033 D02, C.2.
Description	FCC 15.407 Min Emission Bandwidth - WLAN5Gx a mode U-NII-3
Information	

EUT Common Settings WLAN5Gx

Number of antenna ports	1
User Interaction	No
Device class UNII_1	Client
Limit W52 japan	Standard

Equipment

Signal analyzer,Rohde&Schwarz,FSV-30,1321.3008K30/103170,3.60
Signaling unit,Rohde&Schwarz,CMW,1201.0002k75/102550,4.0.190
Switch matrix,cetecom advanced GmbH,USM,A001,1.0.0

Test Parameter

Technology to test	WLAN5Gx a mode
EUT port	EUT1
Temperature	nom
Voltage	nom
Frequency low to test	True | Freq [MHz] 5745
Frequency mid to test	False | Freq [MHz] 5785
Frequency high to test	False | Freq [MHz] 5825
Auto control enabled power supply | Climatic Box	No | No
Additional path loss [dB]	0.5
Full path type	EUT_SA_GEN_SIG
Full path name	EUT1.SIG1/EUT1.SA/EUT1.GEN1/EUT1.GEN2/
Switch bits	00010001:00010001:00000000:00000001

Test at TX 5745 MHz

RESULT: Reference power cond.

DESCRIPTION	LOWER LIMIT	UPPER LIMIT	MEASURED	UNIT	VERDICT
Ref. power 1MHz/1MHz cond.	---	---	2.56	dBm	INFO
Ref. frequency	---	---	5747.000	MHz	INFO

READ SA SETTINGS:

RefLevel [dBm] | RefLevelOffset [dB] | InpAtt [dB]	14.56 | 10.36 | 20
Start [MHz] | Stop [MHz]	5720.000 | 5770.000
RBW [MHz] | VBW [MHz]	0.100000 | 0.300000
Detector | TraceMode	POS | MAXH
Sweep: time [ms] | count | points per Section | type	2 | 1500 | 1001 | SWE

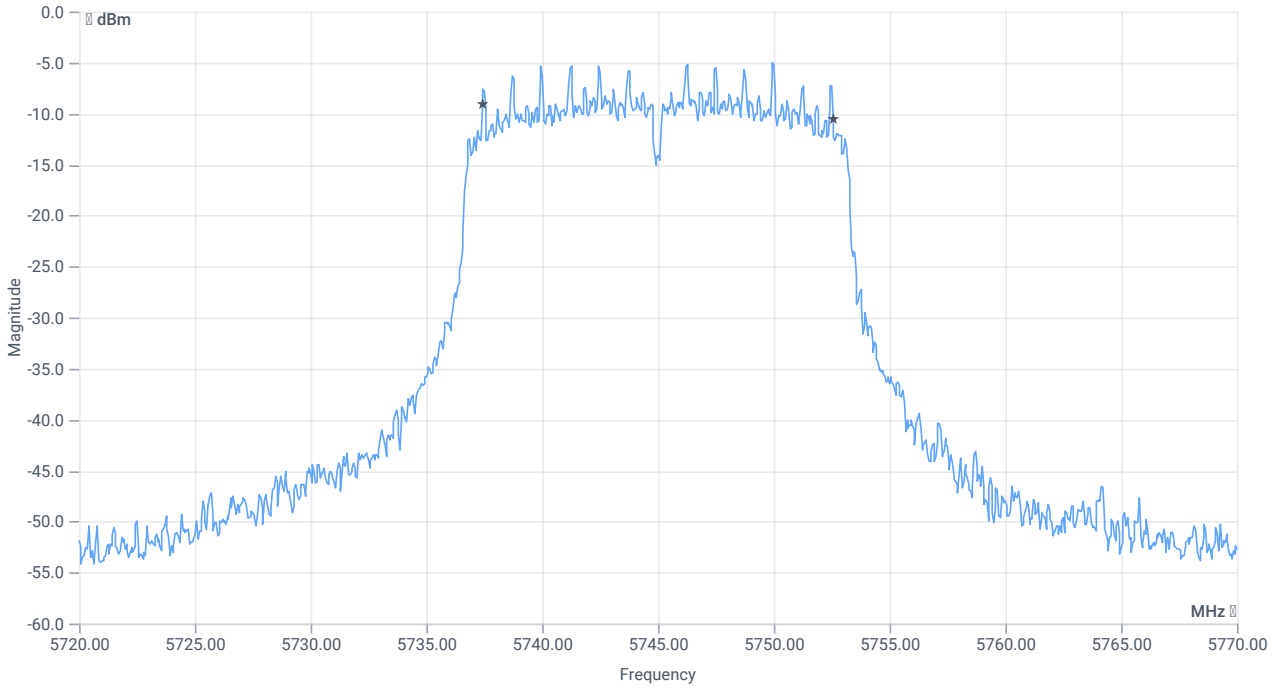

BW 6dB

RESULT

DESCRIPTION	LOWER LIMIT	UPPER LIMIT	MEASURED	UNIT	VERDICT
Bandwidth (6dB)	0.500	---	15.15	MHz	PASS

Verdict
PASS

- END OF DOCUMENT -