Appendix A: Test Results of Bluetooth BR & EDR

APPENDIX A: TEST RESULTS OF BLUETOOTH BR & EDR **1**
APPENDIX A.1: TEST RESULTS OF 99% BANDWIDTH 2
BR mode (DH5) *2*
EDR mode (3-DH5) *5*
APPENDIX A.2: TEST RESULTS OF 20DB BANDWIDTH 8
BR mode (DH5) *8*
EDR mode (3-DH5) *11*
APPENDIX A.3: TEST RESULTS OF CARRIER FREQUENCY SEPARATION 14
BR mode (DH5) *14*
EDR mode (3-DH5) *17*
APPENDIX A.4: TEST RESULTS OF NUMBER OF HOPPING FREQUENCY 19
BR mode (DH5) *19*
EDR mode (3-DH5) *20*
APPENDIX A.5: TEST RESULTS OF TIME OF OCCUPANCY 21
BR mode (DH5) *21*
EDR mode (3-DH5) *24*
APPENDIX A.6: TEST RESULTS OF CONDUCTED SPURIOUS EMISSIONS MEASURED IN 100 KHZ BANDWIDTH 27
BR mode (DH5) *27*
Fixed mode, Band Edge *27*
Fixed mode, Conducted Spurious Emission *28*
Hopping Mode, Band Edge *31*
Hopping Mode, Conducted Spurious Emission *32*
EDR mode (3-DH5) *33*
Fixed mode, Band Edge *33*
Fixed mode, Conducted Spurious Emission *34*
Hopping Mode, Band Edge *37*
Hopping Mode, Conducted Spurious Emission *38*
APPENDIX A.7: TEST RESULTS OF RADIATED SPURIOUS EMISSIONS 39
30MHz - 1GHz *39*
1GHz - 18GHz *41*
APPENDIX A.8: TEST RESULTS OF RADIATED EMISSIONS IN RESTRICTED BANDS 53

Appendix A.1: Test Results of 99% Bandwidth

BR mode (DH5)

Occupied Channel Bandwidth 99% (2402 MHz; 10.000 dBm; 1 MHz; Test Mode)

Test according to FCC title 47 part 15 §15.247(a), KDB 558074 D01 DTS Meas Guidance v04 and ANSI C63.10-2013

99 % Bandwidth

DUT Frequency (MHz)	Bandwidth (MHz)	Limit Min (MHz)	Limit Max (MHz)	Band Edge Left (MHz)	Band Edge Right (MHz)
2402.000000	0.810000	---	---	2401.522500	2402.332500

(continuation of the "99 % Bandwidth" table from column 6 ...)

DUT Frequency (MHz)	Result
2402.000000	PASS

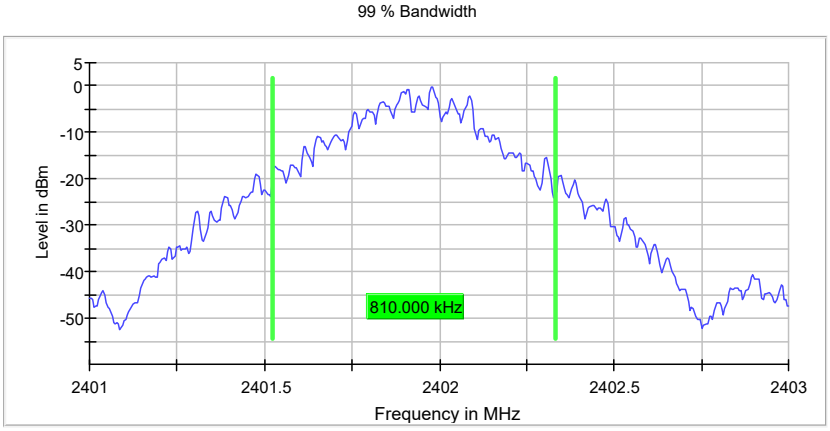

Measurement

Setting	Instrument Value	Target Value
Start Frequency	2.40100 GHz	2.40100 GHz
Stop Frequency	2.40300 GHz	2.40300 GHz
Span	2.000 MHz	2.000 MHz
RBW	10.000 kHz	>= 10.000 kHz
VBW	30.000 kHz	>= 30.000 kHz
SweepPoints	400	~ 400
Sweeptime	189.648 µs	AUTO
Reference Level	0.000 dBm	0.000 dBm
Attenuation	20.000 dB	AUTO
Detector	MaxPeak	MaxPeak
SweepCount	500	500
Filter	3 dB	3 dB
Trace Mode	Max Hold	Max Hold
Sweeptype	FFT	AUTO
Preamp	off	off
Stablemode	Trace	Trace
Stablevalue	0.30 dB	0.30 dB
Run	6 / max. 150	max. 150
Stable	3 / 3	3
Max Stable Difference	0.07 dB	0.30 dB

Occupied Channel Bandwidth 99% (2441 MHz; 10.000 dBm; 1 MHz; Test Mode)

Test according to FCC title 47 part 15 §15.247(a), KDB 558074 D01 DTS Meas Guidance v04 and ANSI C63.10-2013

99 % Bandwidth

DUT Frequency (MHz)	Bandwidth (MHz)	Limit Min (MHz)	Limit Max (MHz)	Band Edge Left (MHz)	Band Edge Right (MHz)
2441.000000	0.815000	---	---	2440.517500	2441.332500

(continuation of the "99 % Bandwidth" table from column 6 ...)

DUT Frequency (MHz)	Result
2441.000000	PASS

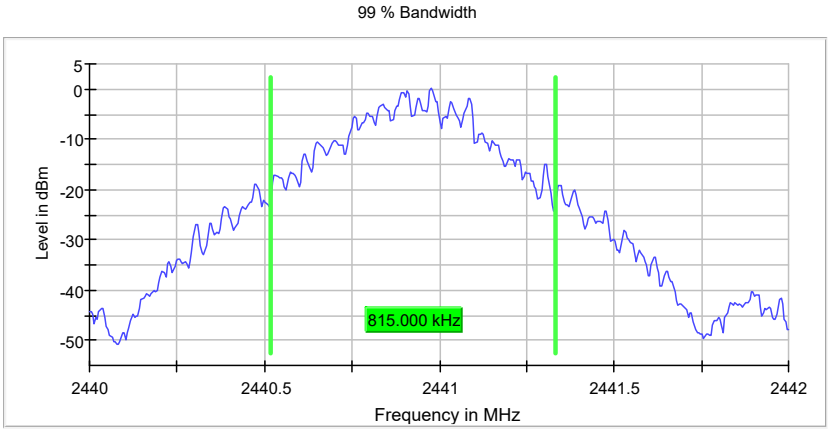

Measurement

Setting	Instrument Value	Target Value
Start Frequency	2.44000 GHz	2.44000 GHz
Stop Frequency	2.44200 GHz	2.44200 GHz
Span	2.000 MHz	2.000 MHz
RBW	10.000 kHz	>= 10.000 kHz
VBW	30.000 kHz	>= 30.000 kHz
SweepPoints	400	~ 400
Sweeptime	189.648 µs	AUTO
Reference Level	0.000 dBm	0.000 dBm
Attenuation	20.000 dB	AUTO
Detector	MaxPeak	MaxPeak
SweepCount	500	500
Filter	3 dB	3 dB
Trace Mode	Max Hold	Max Hold
Sweeptype	FFT	AUTO
Preamp	off	off
Stablemode	Trace	Trace
Stablevalue	0.30 dB	0.30 dB
Run	5 / max. 150	max. 150
Stable	3 / 3	3
Max Stable Difference	0.08 dB	0.30 dB

Occupied Channel Bandwidth 99% (2480 MHz; 10.000 dBm; 1 MHz; Test Mode)

Test according to FCC title 47 part 15 §15.247(a), KDB 558074 D01 DTS Meas Guidance v04 and ANSI C63.10-2013

99 % Bandwidth

DUT Frequency (MHz)	Bandwidth (MHz)	Limit Min (MHz)	Limit Max (MHz)	Band Edge Left (MHz)	Band Edge Right (MHz)
2480.000000	0.825000	---	---	2479.507500	2480.332500

(continuation of the "99 % Bandwidth" table from column 6 ...)

DUT Frequency (MHz)	Result
2480.000000	PASS

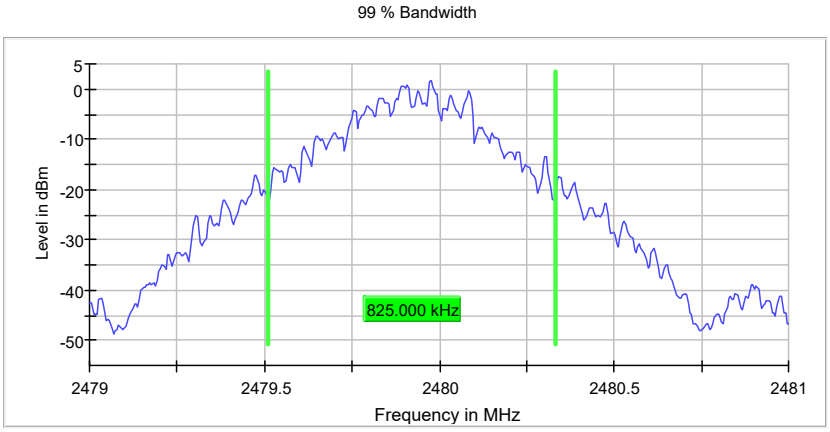

Measurement

Setting	Instrument Value	Target Value
Start Frequency	2.47900 GHz	2.47900 GHz
Stop Frequency	2.48100 GHz	2.48100 GHz
Span	2.000 MHz	2.000 MHz
RBW	10.000 kHz	>= 10.000 kHz
VBW	30.000 kHz	>= 30.000 kHz
SweepPoints	400	~ 400
Sweeptime	189.648 µs	AUTO
Reference Level	0.000 dBm	0.000 dBm
Attenuation	20.000 dB	AUTO
Detector	MaxPeak	MaxPeak
SweepCount	500	500
Filter	3 dB	3 dB
Trace Mode	Max Hold	Max Hold
Sweeptype	FFT	AUTO
Preamp	off	off
Stablemode	Trace	Trace
Stablevalue	0.30 dB	0.30 dB
Run	5 / max. 150	max. 150
Stable	3 / 3	3
Max Stable Difference	0.15 dB	0.30 dB

EDR mode (3-DH5)

Occupied Channel Bandwidth 99% (2402 MHz; 10.000 dBm; 1 MHz; Test Mode)

Test according to FCC title 47 part 15 §15.247(a), KDB 558074 D01 DTS Meas Guidance v04 and ANSI C63.10-2013

99 % Bandwidth

DUT Frequency (MHz)	Bandwidth (MHz)	Limit Min (MHz)	Limit Max (MHz)	Band Edge Left (MHz)	Band Edge Right (MHz)
2402.000000	1.175000	---	---	2401.332500	2402.507500

(continuation of the "99 % Bandwidth" table from column 6 ...)

DUT Frequency (MHz)	Result
2402.000000	PASS

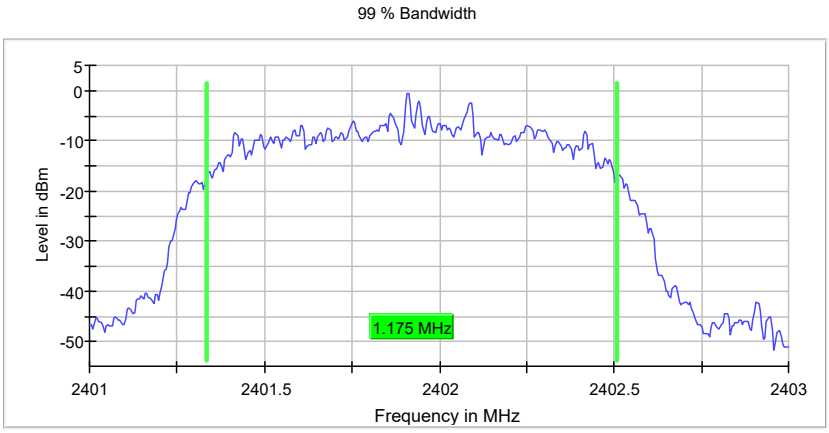

Measurement

Setting	Instrument Value	Target Value
Start Frequency	2.40100 GHz	2.40100 GHz
Stop Frequency	2.40300 GHz	2.40300 GHz
Span	2.000 MHz	2.000 MHz
RBW	10.000 kHz	>= 10.000 kHz
VBW	30.000 kHz	>= 30.000 kHz
SweepPoints	400	~ 400
Sweeptime	189.648 µs	AUTO
Reference Level	0.000 dBm	0.000 dBm
Attenuation	20.000 dB	AUTO
Detector	MaxPeak	MaxPeak
SweepCount	500	500
Filter	3 dB	3 dB
Trace Mode	Max Hold	Max Hold
Sweeptype	FFT	AUTO
Preamp	off	off
Stablemode	Trace	Trace
Stablevalue	0.30 dB	0.30 dB
Run	6 / max. 150	max. 150
Stable	3 / 3	3
Max Stable Difference	0.09 dB	0.30 dB

Occupied Channel Bandwidth 99% (2441 MHz; 10.000 dBm; 1 MHz; Test Mode)

Test according to FCC title 47 part 15 §15.247(a), KDB 558074 D01 DTS Meas Guidance v04 and ANSI C63.10-2013

99 % Bandwidth

DUT Frequency (MHz)	Bandwidth (MHz)	Limit Min (MHz)	Limit Max (MHz)	Band Edge Left (MHz)	Band Edge Right (MHz)
2441.000000	1.180000	---	---	2440.327500	2441.507500

(continuation of the "99 % Bandwidth" table from column 6 ...)

DUT Frequency (MHz)	Result
2441.000000	PASS

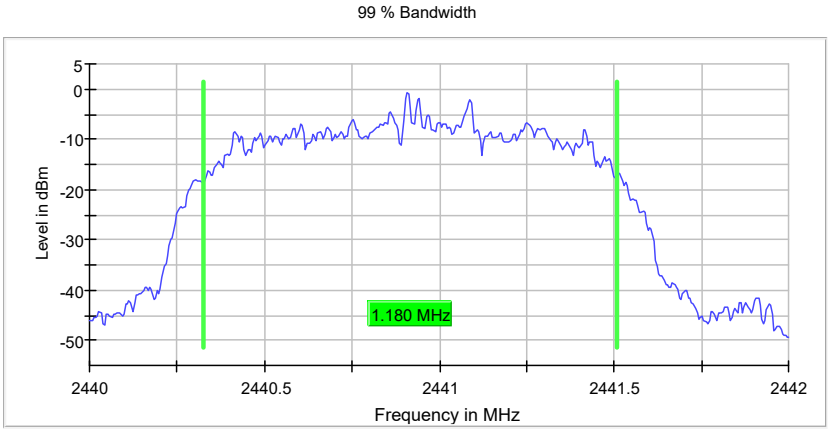

Measurement

Setting	Instrument Value	Target Value
Start Frequency	2.44000 GHz	2.44000 GHz
Stop Frequency	2.44200 GHz	2.44200 GHz
Span	2.000 MHz	2.000 MHz
RBW	10.000 kHz	>= 10.000 kHz
VBW	30.000 kHz	>= 30.000 kHz
SweepPoints	400	~ 400
Sweeptime	189.648 µs	AUTO
Reference Level	0.000 dBm	0.000 dBm
Attenuation	20.000 dB	AUTO
Detector	MaxPeak	MaxPeak
SweepCount	500	500
Filter	3 dB	3 dB
Trace Mode	Max Hold	Max Hold
Sweeptype	FFT	AUTO
Preamp	off	off
Stablemode	Trace	Trace
Stablevalue	0.30 dB	0.30 dB
Run	5 / max. 150	max. 150
Stable	3 / 3	3
Max Stable Difference	0.13 dB	0.30 dB

Occupied Channel Bandwidth 99% (2480 MHz; 10.000 dBm; 1 MHz; Test Mode)

Test according to FCC title 47 part 15 §15.247(a), KDB 558074 D01 DTS Meas Guidance v04 and ANSI C63.10-2013

99 % Bandwidth

DUT Frequency (MHz)	Bandwidth (MHz)	Limit Min (MHz)	Limit Max (MHz)	Band Edge Left (MHz)	Band Edge Right (MHz)
2480.000000	1.180000	---	---	2479.327500	2480.507500

(continuation of the "99 % Bandwidth" table from column 6 ...)

DUT Frequency (MHz)	Result
2480.000000	PASS

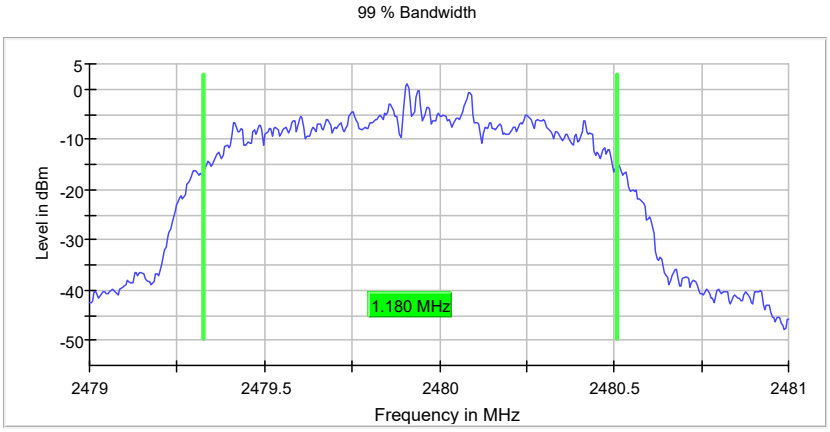

Measurement

Setting	Instrument Value	Target Value
Start Frequency	2.47900 GHz	2.47900 GHz
Stop Frequency	2.48100 GHz	2.48100 GHz
Span	2.000 MHz	2.000 MHz
RBW	10.000 kHz	>= 10.000 kHz
VBW	30.000 kHz	>= 30.000 kHz
SweepPoints	400	~ 400
Sweeptime	189.648 µs	AUTO
Reference Level	0.000 dBm	0.000 dBm
Attenuation	20.000 dB	AUTO
Detector	MaxPeak	MaxPeak
SweepCount	500	500
Filter	3 dB	3 dB
Trace Mode	Max Hold	Max Hold
Sweeptype	FFT	AUTO
Preamp	off	off
Stablemode	Trace	Trace
Stablevalue	0.30 dB	0.30 dB
Run	8 / max. 150	max. 150
Stable	3 / 3	3
Max Stable Difference	0.11 dB	0.30 dB

Appendix A.2: Test Results of 20dB Bandwidth

BR mode (DH5)

Emission Bandwidth 20 dB (2402 MHz; 10.000 dBm; 1 MHz; Test Mode)

Test according to FCC title 47 part 15 §15.247(a), KDB 558074 D01 DTS Meas Guidance v04 and ANSI C63.10-2013

20 dB Bandwidth

DUT Frequency (MHz)	Bandwidth (MHz)	Limit Min (MHz)	Limit Max (MHz)	Band Edge Left (MHz)	Band Edge Right (MHz)
2402.000000	0.885000	---	---	2401.467500	2402.352500

(continuation of the "20 dB Bandwidth" table from column 6 ...)

DUT Frequency (MHz)	Max Level (dBm)	Result
2402.000000	-0.1	PASS

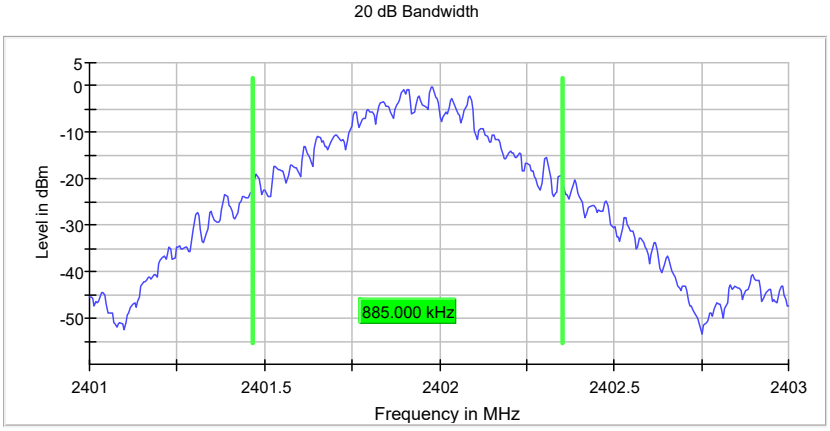

Measurement

Setting	Instrument Value	Target Value
Start Frequency	2.40100 GHz	2.40100 GHz
Stop Frequency	2.40300 GHz	2.40300 GHz
Span	2.000 MHz	2.000 MHz
RBW	10.000 kHz	>= 10.000 kHz
VBW	30.000 kHz	>= 30.000 kHz
SweepPoints	400	~ 400
Sweeptime	189.648 µs	AUTO
Reference Level	0.000 dBm	0.000 dBm
Attenuation	20.000 dB	AUTO
Detector	MaxPeak	MaxPeak
SweepCount	200	200
Filter	3 dB	3 dB
Trace Mode	Max Hold	Max Hold
Sweeptype	FFT	AUTO
Preamp	off	off
Stablemode	Trace	Trace
Stablevalue	0.50 dB	0.50 dB
Run	10 / max. 150	max. 150
Stable	5 / 5	5
Max Stable Difference	0.06 dB	0.50 dB

Emission Bandwidth 20 dB (2441 MHz; 10.000 dBm; 1 MHz; Test Mode)

Test according to FCC title 47 part 15 §15.247(a), KDB 558074 D01 DTS Meas Guidance v04 and ANSI C63.10-2013

20 dB Bandwidth

DUT Frequency (MHz)	Bandwidth (MHz)	Limit Min (MHz)	Limit Max (MHz)	Band Edge Left (MHz)	Band Edge Right (MHz)
2441.000000	0.885000	---	---	2440.467500	2441.352500

(continuation of the "20 dB Bandwidth" table from column 6 ...)

DUT Frequency (MHz)	Max Level (dBm)	Result
2441.000000	0.2	PASS

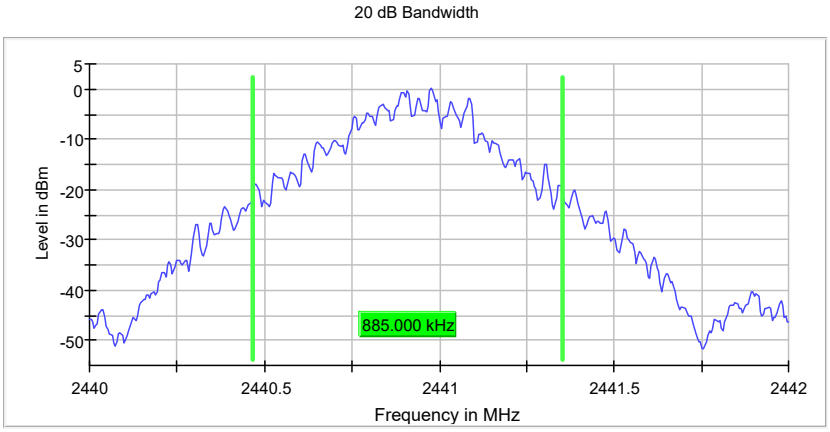

Measurement

Setting	Instrument Value	Target Value
Start Frequency	2.44000 GHz	2.44000 GHz
Stop Frequency	2.44200 GHz	2.44200 GHz
Span	2.000 MHz	2.000 MHz
RBW	10.000 kHz	>= 10.000 kHz
VBW	30.000 kHz	>= 30.000 kHz
SweepPoints	400	~ 400
Sweeptime	189.648 µs	AUTO
Reference Level	0.000 dBm	0.000 dBm
Attenuation	20.000 dB	AUTO
Detector	MaxPeak	MaxPeak
SweepCount	200	200
Filter	3 dB	3 dB
Trace Mode	Max Hold	Max Hold
Sweeptype	FFT	AUTO
Preamp	off	off
Stablemode	Trace	Trace
Stablevalue	0.50 dB	0.50 dB
Run	6 / max. 150	max. 150
Stable	5 / 5	5
Max Stable Difference	0.12 dB	0.50 dB

Emission Bandwidth 20 dB (2480 MHz; 10.000 dBm; 1 MHz; Test Mode)

Test according to FCC title 47 part 15 §15.247(a), KDB 558074 D01 DTS Meas Guidance v04 and ANSI C63.10-2013

20 dB Bandwidth

DUT Frequency (MHz)	Bandwidth (MHz)	Limit Min (MHz)	Limit Max (MHz)	Band Edge Left (MHz)	Band Edge Right (MHz)
2480.000000	0.885000	---	---	2479.467500	2480.352500

(continuation of the "20 dB Bandwidth" table from column 6 ...)

DUT Frequency (MHz)	Max Level (dBm)	Result
2480.000000	1.6	PASS

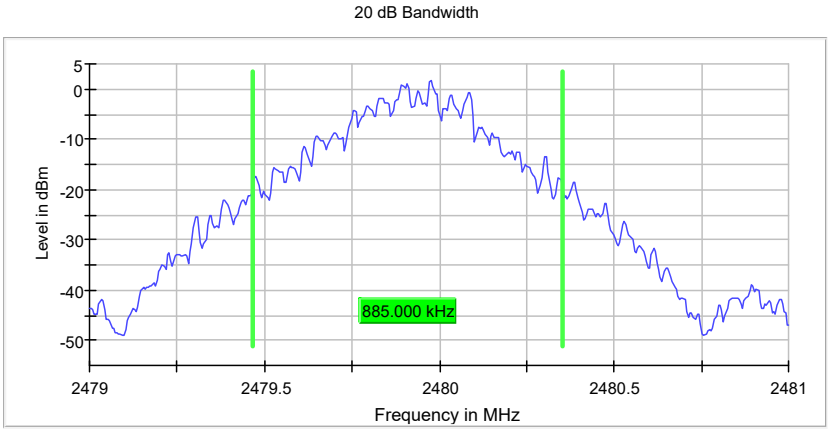

Measurement

Setting	Instrument Value	Target Value
Start Frequency	2.47900 GHz	2.47900 GHz
Stop Frequency	2.48100 GHz	2.48100 GHz
Span	2.000 MHz	2.000 MHz
RBW	10.000 kHz	>= 10.000 kHz
VBW	30.000 kHz	>= 30.000 kHz
SweepPoints	400	~ 400
Sweeptime	189.648 µs	AUTO
Reference Level	0.000 dBm	0.000 dBm
Attenuation	20.000 dB	AUTO
Detector	MaxPeak	MaxPeak
SweepCount	200	200
Filter	3 dB	3 dB
Trace Mode	Max Hold	Max Hold
Sweeptype	FFT	AUTO
Preamp	off	off
Stablemode	Trace	Trace
Stablevalue	0.50 dB	0.50 dB
Run	8 / max. 150	max. 150
Stable	5 / 5	5
Max Stable Difference	0.20 dB	0.50 dB

EDR mode (3-DH5)

Emission Bandwidth 20 dB (2402 MHz; 10.000 dBm; 1 MHz; Test Mode)

Test according to FCC title 47 part 15 §15.247(a), KDB 558074 D01 DTS Meas Guidance v04 and ANSI C63.10-2013

20 dB Bandwidth

DUT Frequency (MHz)	Bandwidth (MHz)	Limit Min (MHz)	Limit Max (MHz)	Band Edge Left (MHz)	Band Edge Right (MHz)
2402.000000	1.270000	---	---	2401.277500	2402.547500

(continuation of the "20 dB Bandwidth" table from column 6 ...)

DUT Frequency (MHz)	Max Level (dBm)	Result
2402.000000	-0.8	PASS

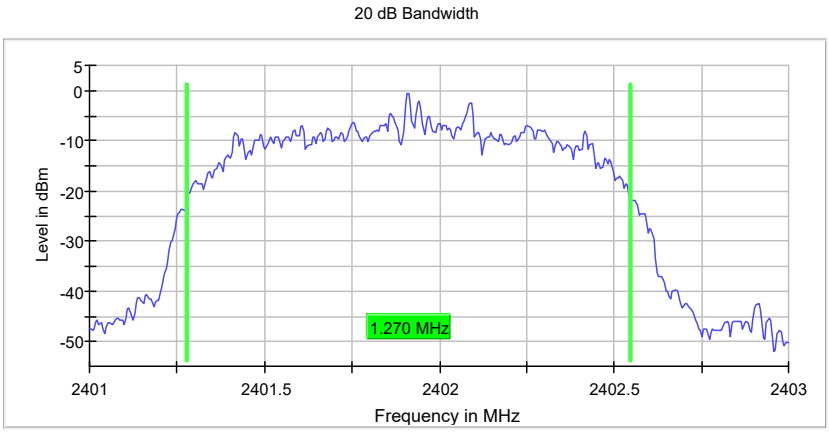

Measurement

Setting	Instrument Value	Target Value
Start Frequency	2.40100 GHz	2.40100 GHz
Stop Frequency	2.40300 GHz	2.40300 GHz
Span	2.000 MHz	2.000 MHz
RBW	10.000 kHz	>= 10.000 kHz
VBW	30.000 kHz	>= 30.000 kHz
SweepPoints	400	~ 400
Sweeptime	189.648 µs	AUTO
Reference Level	0.000 dBm	0.000 dBm
Attenuation	20.000 dB	AUTO
Detector	MaxPeak	MaxPeak
SweepCount	200	200
Filter	3 dB	3 dB
Trace Mode	Max Hold	Max Hold
Sweeptype	FFT	AUTO
Preamp	off	off
Stablemode	Trace	Trace
Stablevalue	0.50 dB	0.50 dB
Run	7 / max. 150	max. 150
Stable	5 / 5	5
Max Stable Difference	0.08 dB	0.50 dB

Emission Bandwidth 20 dB (2441 MHz; 10.000 dBm; 1 MHz; Test Mode)

Test according to FCC title 47 part 15 §15.247(a), KDB 558074 D01 DTS Meas Guidance v04 and ANSI C63.10-2013

20 dB Bandwidth

DUT Frequency (MHz)	Bandwidth (MHz)	Limit Min (MHz)	Limit Max (MHz)	Band Edge Left (MHz)	Band Edge Right (MHz)
2441.000000	1.265000	---	---	2440.277500	2441.542500

(continuation of the "20 dB Bandwidth" table from column 6 ...)

DUT Frequency (MHz)	Max Level (dBm)	Result
2441.000000	-0.6	PASS

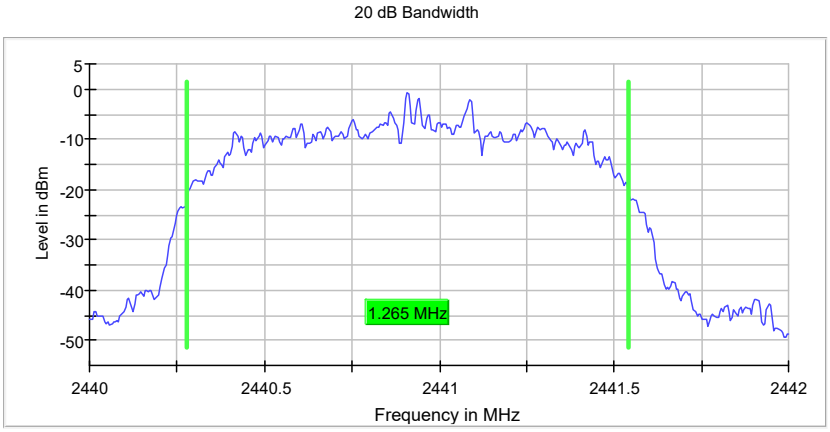

Measurement

Setting	Instrument Value	Target Value
Start Frequency	2.44000 GHz	2.44000 GHz
Stop Frequency	2.44200 GHz	2.44200 GHz
Span	2.000 MHz	2.000 MHz
RBW	10.000 kHz	>= 10.000 kHz
VBW	30.000 kHz	>= 30.000 kHz
SweepPoints	400	~ 400
Sweeptime	189.648 µs	AUTO
Reference Level	0.000 dBm	0.000 dBm
Attenuation	20.000 dB	AUTO
Detector	MaxPeak	MaxPeak
SweepCount	200	200
Filter	3 dB	3 dB
Trace Mode	Max Hold	Max Hold
Sweeptype	FFT	AUTO
Preamp	off	off
Stablemode	Trace	Trace
Stablevalue	0.50 dB	0.50 dB
Run	10 / max. 150	max. 150
Stable	5 / 5	5
Max Stable Difference	0.09 dB	0.50 dB

Emission Bandwidth 20 dB (2480 MHz; 10.000 dBm; 1 MHz; Test Mode)

Test according to FCC title 47 part 15 §15.247(a), KDB 558074 D01 DTS Meas Guidance v04 and ANSI C63.10-2013

20 dB Bandwidth

DUT Frequency (MHz)	Bandwidth (MHz)	Limit Min (MHz)	Limit Max (MHz)	Band Edge Left (MHz)	Band Edge Right (MHz)
2480.000000	1.270000	---	---	2479.272500	2480.542500

(continuation of the "20 dB Bandwidth" table from column 6 ...)

DUT Frequency (MHz)	Max Level (dBm)	Result
2480.000000	1.0	PASS

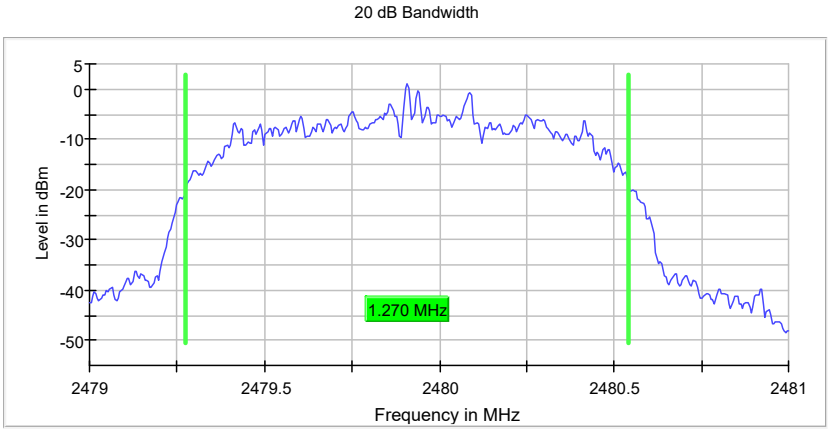

Measurement

Setting	Instrument Value	Target Value
Start Frequency	2.47900 GHz	2.47900 GHz
Stop Frequency	2.48100 GHz	2.48100 GHz
Span	2.000 MHz	2.000 MHz
RBW	10.000 kHz	>= 10.000 kHz
VBW	30.000 kHz	>= 30.000 kHz
SweepPoints	400	~ 400
Sweeptime	189.648 µs	AUTO
Reference Level	0.000 dBm	0.000 dBm
Attenuation	20.000 dB	AUTO
Detector	MaxPeak	MaxPeak
SweepCount	200	200
Filter	3 dB	3 dB
Trace Mode	Max Hold	Max Hold
Sweeptype	FFT	AUTO
Preamp	off	off
Stablemode	Trace	Trace
Stablevalue	0.50 dB	0.50 dB
Run	7 / max. 150	max. 150
Stable	5 / 5	5
Max Stable Difference	0.09 dB	0.50 dB

Appendix A.3: Test Results of Carrier Frequency Separation

BR mode (DH5)

Hopping Frequency Separation (2402 MHz; 10dBm; 1 MHz)

Result

DUT Frequency (MHz)	Frequency Separation (MHz)	Limit Min (MHz)	Limit Max (MHz)	Center Frequency low Channel (MHz)	Center Frequency high Channel (MHz)
2402.000000	1.009901	0.100000	---	2401.905941	2402.915842

(continuation of the "Result" table from column 6 ...)

DUT Frequency (MHz)	Result
2402.000000	PASS

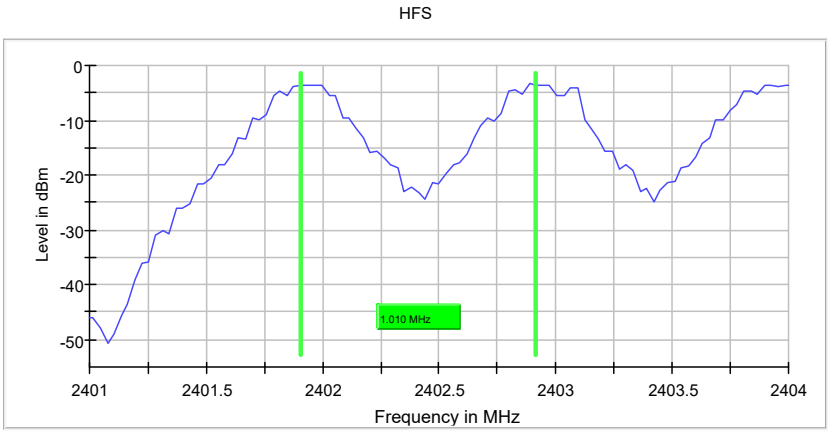

Measurement

Setting	Instrument Value	Target Value
Start Frequency	2.40100 GHz	2.40100 GHz
Stop Frequency	2.40400 GHz	2.40400 GHz
Span	3.000 MHz	3.000 MHz
RBW	30.000 kHz	>= 30.000 kHz
VBW	100.000 kHz	>= 90.000 kHz
SweepPoints	101	~ 101
Sweeptime	63.207 µs	AUTO
Reference Level	-10.000 dBm	-10.000 dBm
Attenuation	10.000 dB	AUTO
Detector	MaxPeak	MaxPeak
SweepCount	2000	2000
Filter	3 dB	3 dB
Trace Mode	Max Hold	Max Hold
Sweeptype	FFT	AUTO
Preamp	off	off
Stablemode	Trace	Trace
Stablevalue	0.50 dB	0.50 dB
Run	12 / max. 150	max. 150
Stable	3 / 3	3
Max Stable Difference	0.38 dB	0.50 dB

Hopping Frequency Separation (2441 MHz; 10dBm; 1 MHz)

Result

DUT Frequency (MHz)	Frequency Separation (MHz)	Limit Min (MHz)	Limit Max (MHz)	Center Frequency low Channel (MHz)	Center Frequency high Channel (MHz)
2441.000000	1.009901	0.100000	---	2440.905941	2441.915842

(continuation of the "Result" table from column 6 ...)

DUT Frequency (MHz)	Result
2441.000000	PASS

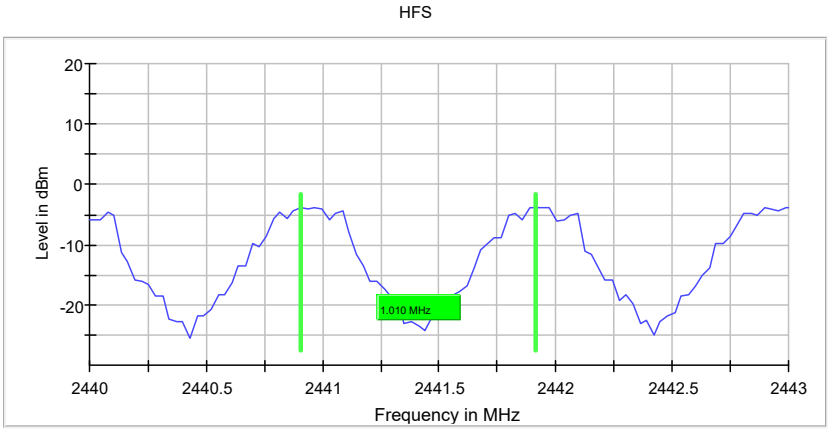

Measurement

Setting	Instrument Value	Target Value
Start Frequency	2.44000 GHz	2.44000 GHz
Stop Frequency	2.44300 GHz	2.44300 GHz
Span	3.000 MHz	3.000 MHz
RBW	30.000 kHz	>= 30.000 kHz
VBW	100.000 kHz	>= 90.000 kHz
SweepPoints	101	~ 101
Sweeptime	63.207 µs	AUTO
Reference Level	-10.000 dBm	-10.000 dBm
Attenuation	10.000 dB	AUTO
Detector	MaxPeak	MaxPeak
SweepCount	2000	2000
Filter	3 dB	3 dB
Trace Mode	Max Hold	Max Hold
Sweeptype	FFT	AUTO
Preamp	off	off
Stablemode	Trace	Trace
Stablevalue	0.50 dB	0.50 dB
Run	17 / max. 150	max. 150
Stable	3 / 3	3
Max Stable Difference	0.15 dB	0.50 dB

Hopping Frequency Separation (2479 MHz; 10dBm; 1 MHz)

Result

DUT Frequency (MHz)	Frequency Separation (MHz)	Limit Min (MHz)	Limit Max (MHz)	Center Frequency low Channel (MHz)	Center Frequency high Channel (MHz)
2479.000000	1.009901	0.100000	---	2478.905941	2479.915842

(continuation of the "Result" table from column 6 ...)

DUT Frequency (MHz)	Result
2479.000000	PASS

HFS

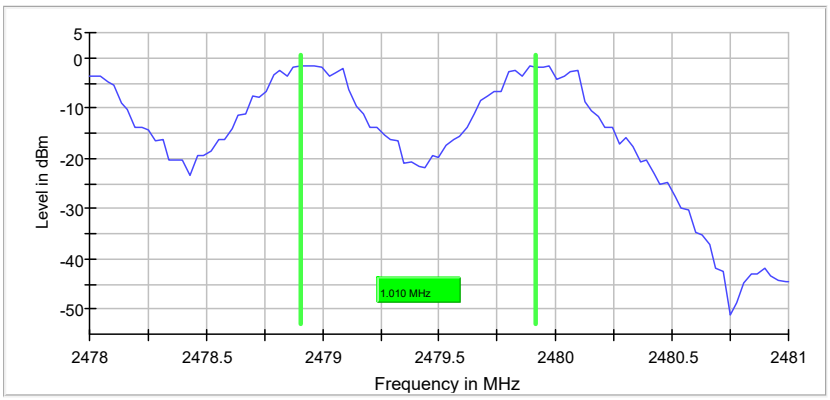

Measurement

Setting	Instrument Value	Target Value
Start Frequency	2.47800 GHz	2.47800 GHz
Stop Frequency	2.48100 GHz	2.48100 GHz
Span	3.000 MHz	3.000 MHz
RBW	30.000 kHz	>= 30.000 kHz
VBW	100.000 kHz	>= 90.000 kHz
SweepPoints	101	~ 101
Sweeptime	63.207 µs	AUTO
Reference Level	-10.000 dBm	-10.000 dBm
Attenuation	10.000 dB	AUTO
Detector	MaxPeak	MaxPeak
SweepCount	2000	2000
Filter	3 dB	3 dB
Trace Mode	Max Hold	Max Hold
Sweeptype	FFT	AUTO
Preamp	off	off
Stablemode	Trace	Trace
Stablevalue	0.50 dB	0.50 dB
Run	14 / max. 150	max. 150
Stable	3 / 3	3
Max Stable Difference	0.00 dB	0.50 dB

EDR mode (3-DH5)

2402 MHz

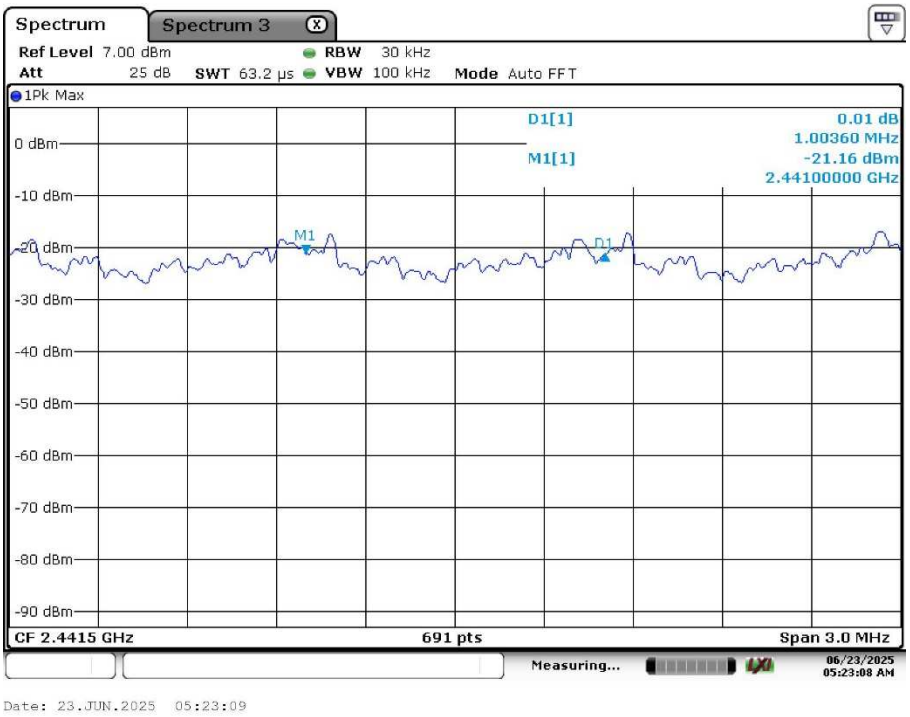

2441 MHz

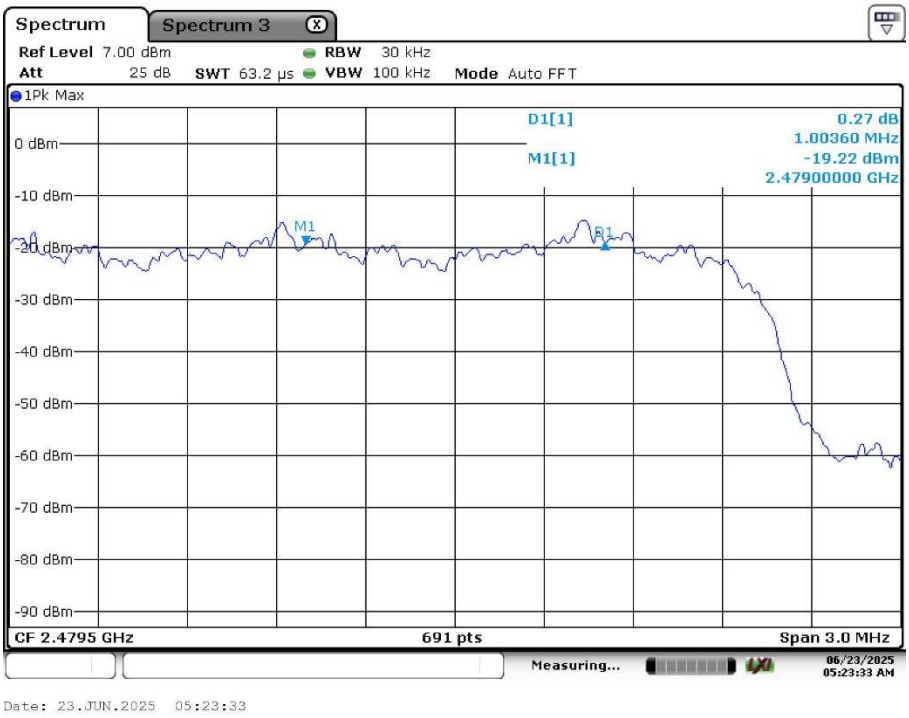
Spectrum
Spectrum 3
Ref Level 7.00 dBm
RBW 30 kHz
Att 25 dB
SWT 63.2 µs
VBW 100 kHz
Mode Auto FFT
1Pk Max
D1[1]
0.27 dB
1.00360 MHz
M1[1]
-19.22 dBm
2.47900000 GHz
0 dBm
-10 dBm
-20 dBm
-30 dBm
-40 dBm
-50 dBm
-60 dBm
-70 dBm
-80 dBm
-90 dBm
M1
D1
CF 2.4795 GHz
691 pts
Span 3.0 MHz
Measuring...
06/23/2025
05:23:33 AM
Date: 23.JUN.2025 05:23:33

2480 MHz

Appendix A.4: Test Results of Number of Hopping Frequency

BR mode (DH5)

Hopping Frequencies (frequency independent; 10.000 dBm; 1 MHz)

Test according to FCC title 47 part 15 §15.247(a),(g), KDB 558074 D01 DTS Meas Guidance v04 and ANSI C63.10-2013

Channels

Channels	Limit Min	Limit Max	Result
79	15	---	PASS

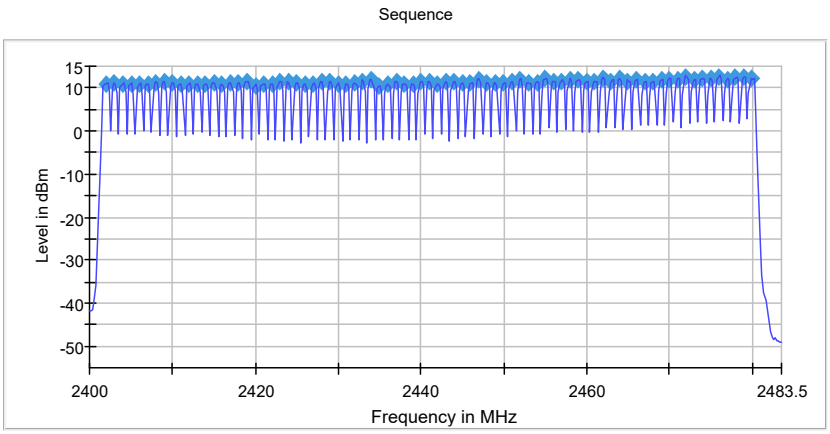

Measurement

Setting	Instrument Value	Target Value
Start Frequency	2.40000 GHz	2.40000 GHz
Stop Frequency	2.48350 GHz	2.48350 GHz
Span	83.500 MHz	83.500 MHz
RBW	200.000 kHz	<= 299.000 kHz
VBW	200.000 kHz	>= 200.000 kHz
SweepPoints	418	~ 418
Sweeptime	1.060 ms	AUTO
Reference Level	0.000 dBm	0.000 dBm
Attenuation	20.000 dB	AUTO
Detector	MaxPeak	MaxPeak
SweepCount	100	100
Filter	3 dB	3 dB
Trace Mode	Max Hold	Max Hold
Sweeptype	Sweep	AUTO
Preamp	off	off
Stablemode	Trace	Trace
Stablevalue	0.50 dB	0.50 dB
Run	69 / max. 150	max. 150
Stable	3 / 3	3
Max Stable Difference	0.46 dB	0.50 dB

EDR mode (3-DH5)

Hopping Frequencies (frequency independent; 10.000 dBm; 1 MHz)

Test according to FCC title 47 part 15 §15.247(a),(g), KDB 558074 D01 DTS Meas Guidance v04 and ANSI C63.10-2013

Channels

Channels	Limit Min	Limit Max	Result
79	15	---	PASS

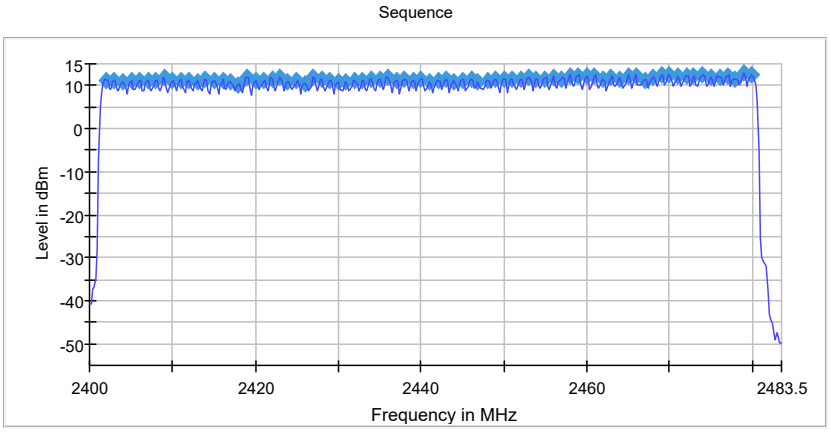

Measurement

Setting	Instrument Value	Target Value
Start Frequency	2.40000 GHz	2.40000 GHz
Stop Frequency	2.48350 GHz	2.48350 GHz
Span	83.500 MHz	83.500 MHz
RBW	200.000 kHz	<= 299.000 kHz
VBW	200.000 kHz	>= 200.000 kHz
SweepPoints	418	~ 418
Sweeptime	1.060 ms	AUTO
Reference Level	0.000 dBm	0.000 dBm
Attenuation	20.000 dB	AUTO
Detector	MaxPeak	MaxPeak
SweepCount	100	100
Filter	3 dB	3 dB
Trace Mode	Max Hold	Max Hold
Sweeptype	Sweep	AUTO
Preamp	off	off
Stablemode	Trace	Trace
Stablevalue	0.50 dB	0.50 dB
Run	113 / max. 150	max. 150
Stable	3 / 3	3
Max Stable Difference	0.27 dB	0.50 dB

Appendix A.5: Test Results of Time of Occupancy

BR mode (DH5)

Time of Channel Occupancy (2441 MHz; 10.000 dBm; 1 MHz)

Test according to FCC title 47 part 15 §15.247(a), KDB 558074 D01 DTS Meas Guidance v04 and ANSI C63.10-2013

Result

DUT Frequency (MHz)	Result	Number of Hops	Average time of occupancy (ms)	Threshold (dBm)
2441.000000	PASS	319	124.640	-10.0

Periode

Min (ms)	Max (ms)	Mean (ms)
6.250	196.260	98.778

Transmit Time per Hop

Min (ms)	Max (ms)	Limit Max for Max (ms)	Limit Min for Max (ms)	Mean (ms)
0.38	0.39	400.000	0.000	0.389

DwellTime

Min (ms)	Max (ms)	Mean (ms)
0.38	0.39	0.389

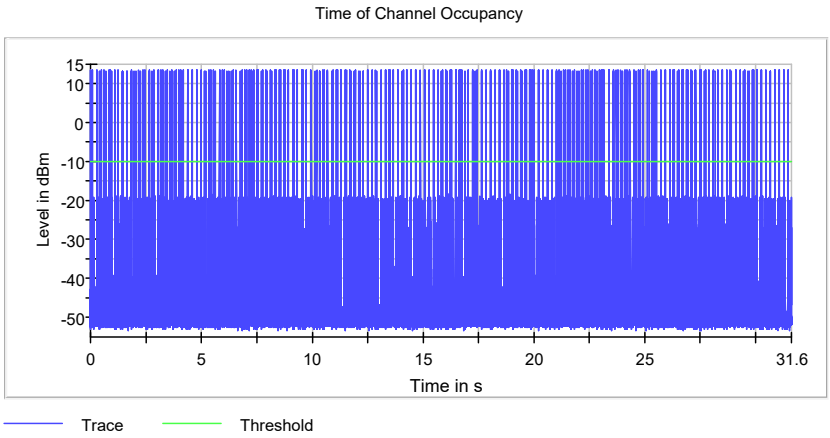

Time of Channel Occupancy(2) (2441 MHz; 10.000 dBm; 1 MHz)

Test according to FCC title 47 part 15 §15.247(a), KDB 558074 D01 DTS Meas Guidance v04 and ANSI C63.10-2013

Result

DUT Frequency (MHz)	Result	Number of Hops	Average time of occupancy (ms)	Threshold (dBm)
2441.000000	PASS	164	271.480	-10.0

Periode

Min (ms)	Max (ms)	Mean (ms)
7.500	970.000	192.532

Transmit Time per Hop

Min (ms)	Max (ms)	Limit Max for Max (ms)	Limit Min for Max (ms)	Mean (ms)
1.640	1.650	400.000	0.000	1.645

DwellTime

Min (ms)	Max (ms)	Mean (ms)
1.640	1.650	1.645

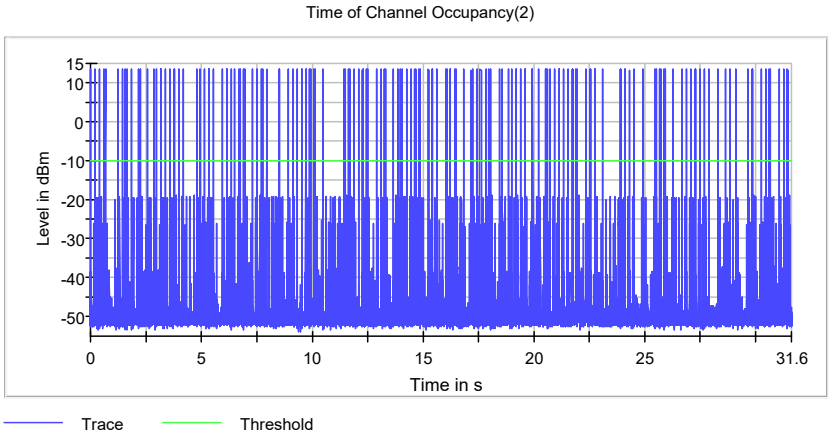

Time of Channel Occupancy(3) (2441 MHz; 10.000 dBm; 1 MHz)

Test according to FCC title 47 part 15 §15.247(a), KDB 558074 D01 DTS Meas Guidance v04 and ANSI C63.10-2013

Result

DUT Frequency (MHz)	Result	Number of Hops	Average time of occupancy (ms)	Threshold (dBm)
2441.000000	PASS	92	269.150	-10.0

Periode

Min (ms)	Max (ms)	Mean (ms)
26.250	1796.260	329.507

Transmit Time per Hop

Min (ms)	Max (ms)	Limit Max for Max (ms)	Limit Min for Max (ms)	Mean (ms)
2.890	2.900	400.000	0.000	2.894

DwellTime

Min (ms)	Max (ms)	Mean (ms)
2.890	2.900	2.894

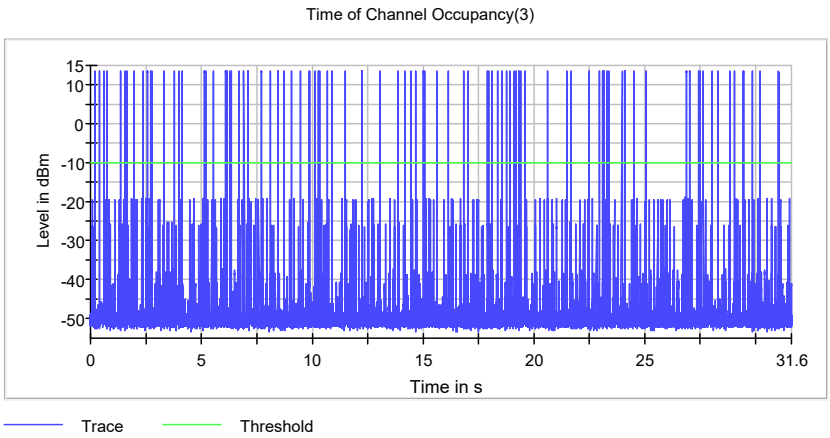

EDR mode (3-DH5)

Time of Channel Occupancy (2441 MHz; 10.000 dBm; 1 MHz)

Test according to FCC title 47 part 15 §15.247(a), KDB 558074 D01 DTS Meas Guidance v04 and ANSI C63.10-2013

Result

DUT Frequency (MHz)	Result	Number of Hops	Average time of occupancy (ms)	Threshold (dBm)
2441.000000	PASS	319	128.640	-10.0

Periode

Min (ms)	Max (ms)	Mean (ms)
6.250	197.500	98.798

Transmit Time per Hop

Min (ms)	Max (ms)	Limit Max for Max (ms)	Limit Min for Max (ms)	Mean (ms)
0.40	0.41	400.000	0.000	0.402

DwellTime

Min (ms)	Max (ms)	Mean (ms)
0.40	0.41	0.402

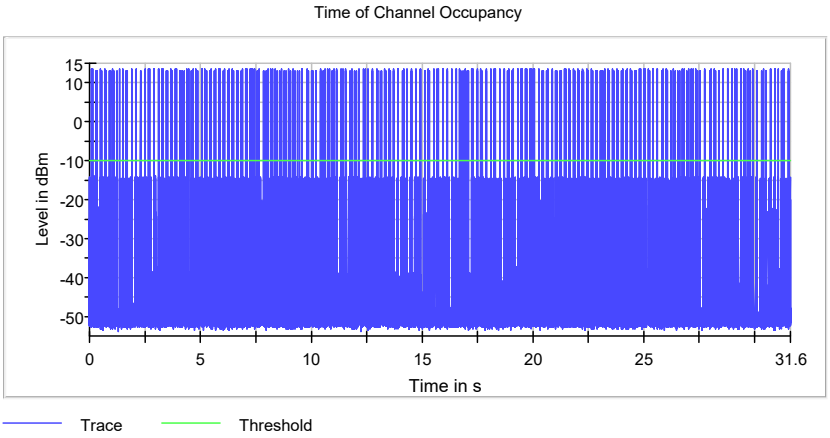

Time of Channel Occupancy(2) (2441 MHz; 10.000 dBm; 1 MHz)

Test according to FCC title 47 part 15 §15.247(a), KDB 558074 D01 DTS Meas Guidance v04 and ANSI C63.10-2013

Result

DUT Frequency (MHz)	Result	Number of Hops	Average time of occupancy (ms)	Threshold (dBm)
2441.000000	PASS	149	247.910	-10.0

Periode

Min (ms)	Max (ms)	Mean (ms)
10.000	1175.000	211.150

Transmit Time per Hop

Min (ms)	Max (ms)	Limit Max for Max (ms)	Limit Min for Max (ms)	Mean (ms)
1.650	1.660	400.000	0.000	1.653

DwellTime

Min (ms)	Max (ms)	Mean (ms)
1.650	1.660	1.653

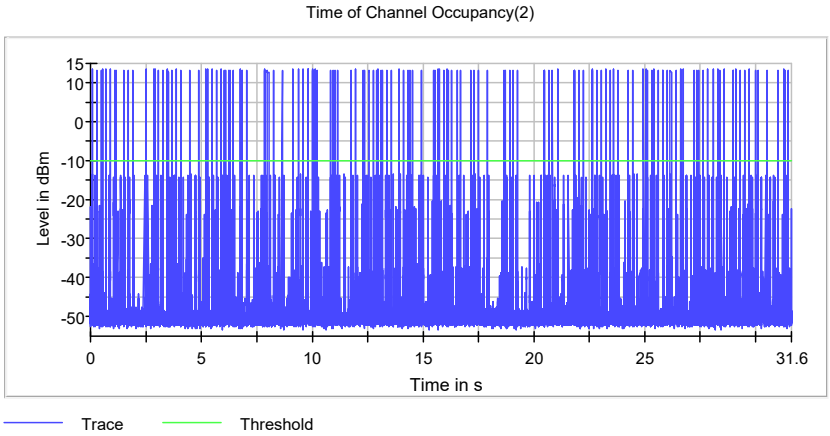

Time of Channel Occupancy(3) (2441 MHz; 10.000 dBm; 1 MHz)

Test according to FCC title 47 part 15 §15.247(a), KDB 558074 D01 DTS Meas Guidance v04 and ANSI C63.10-2013

Result

DUT Frequency (MHz)	Result	Number of Hops	Average time of occupancy (ms)	Threshold (dBm)
2441.000000	PASS	99	290.280	-10.0

Periode

Min (ms)	Max (ms)	Mean (ms)
33.750	1342.510	314.734

Transmit Time per Hop

Min (ms)	Max (ms)	Limit Max for Max (ms)	Limit Min for Max (ms)	Mean (ms)
2.900	2.910	400.000	0.000	2.903

DwellTime

Min (ms)	Max (ms)	Mean (ms)
2.900	2.910	2.903

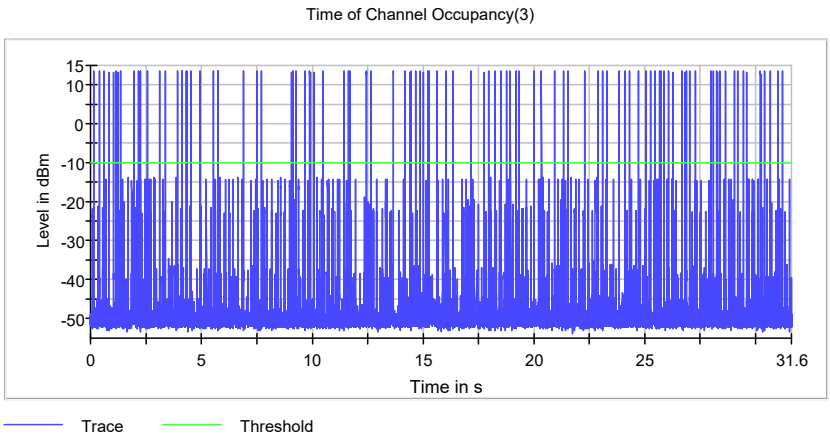

Appendix A.6: Test Results of Conducted Spurious Emissions Measured in 100 kHz Bandwidth

BR mode (DH5)

Fixed mode, Band Edge

Low Channel

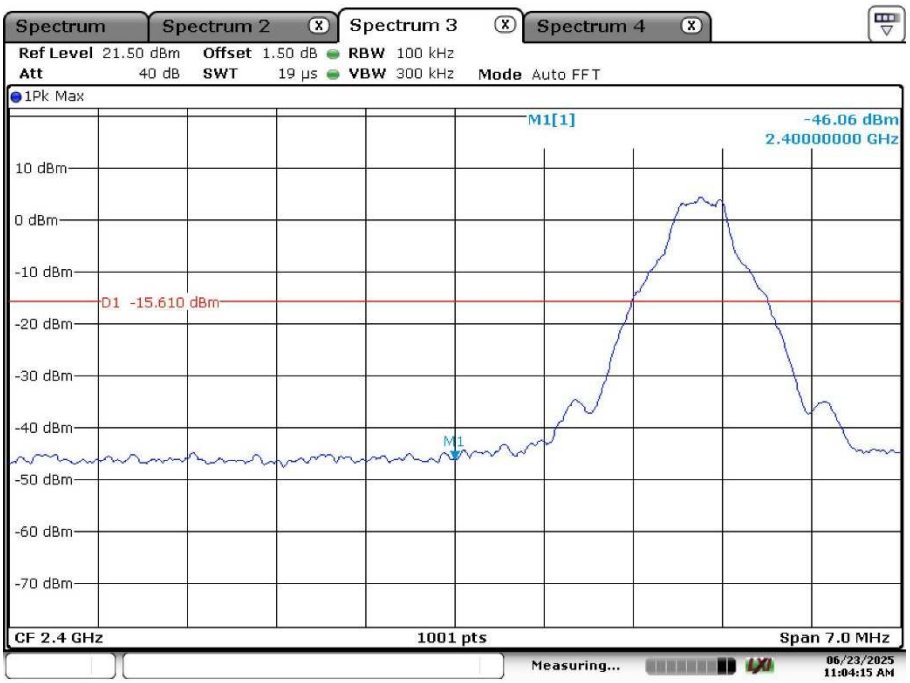

Date: 23.JUN.2025 11:04:15

High Channel

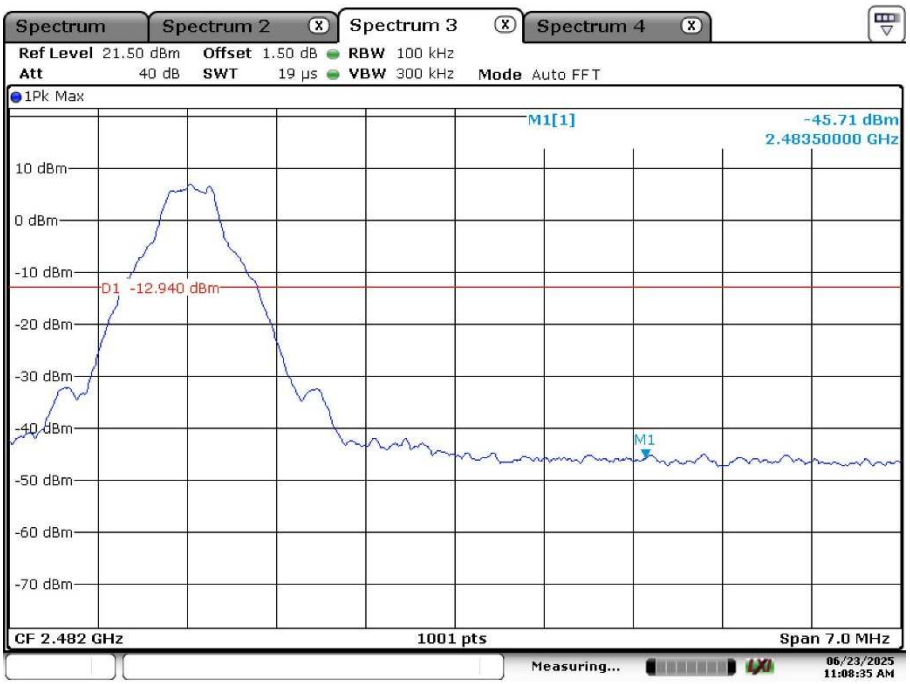

Date: 23.JUN.2025 11:08:35

Fixed mode, Conducted Spurious Emission

Low Channel

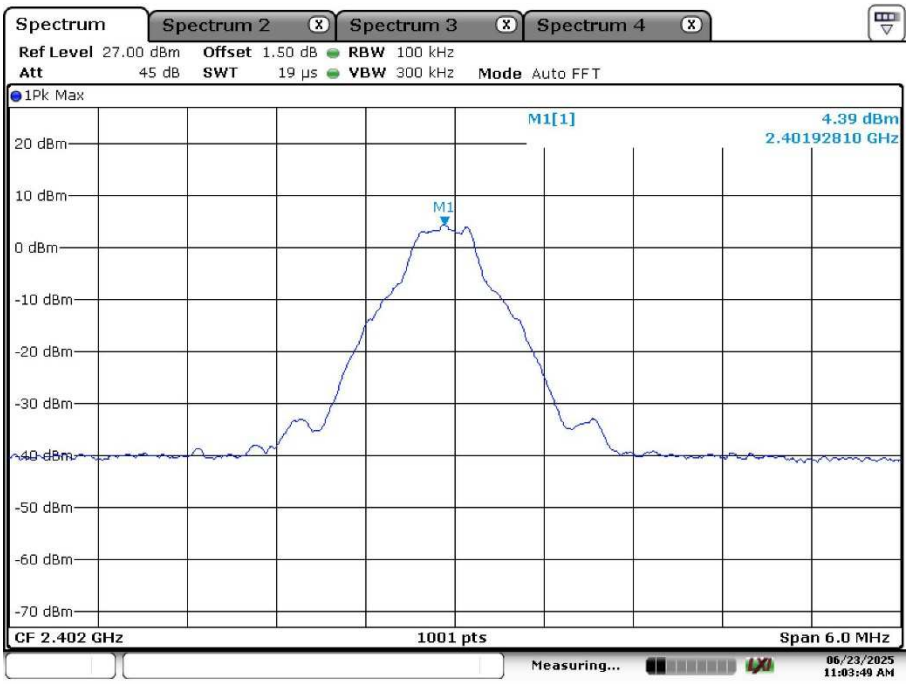

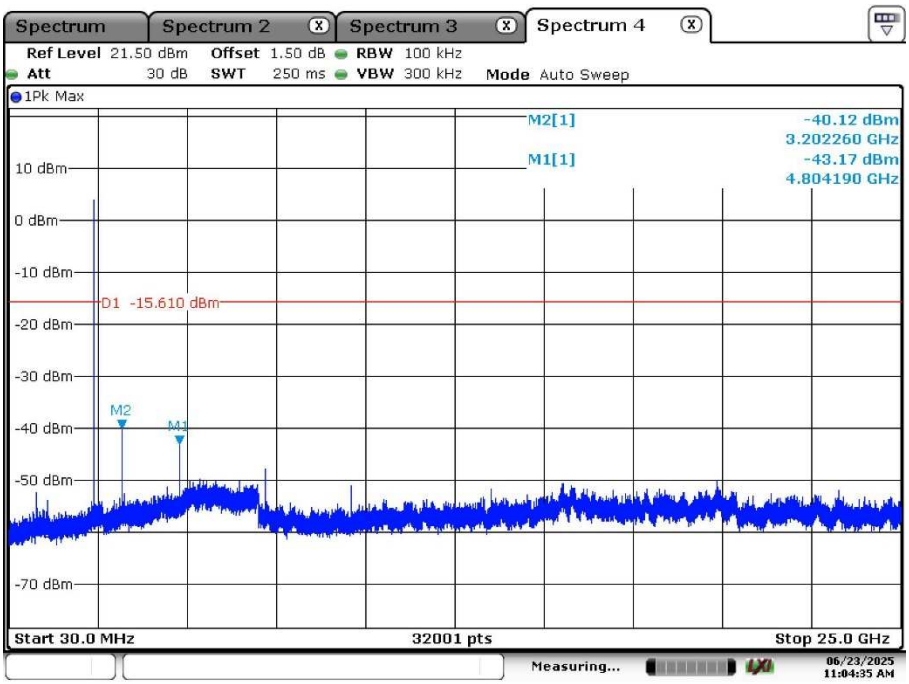

Middle Channel

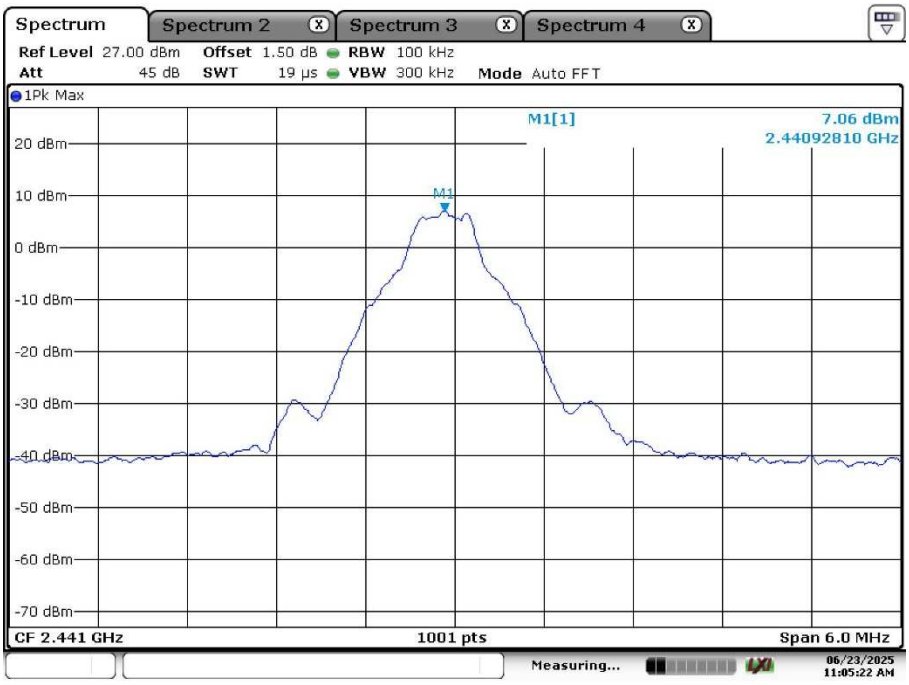

Date: 23.JUN.2025 11:05:21

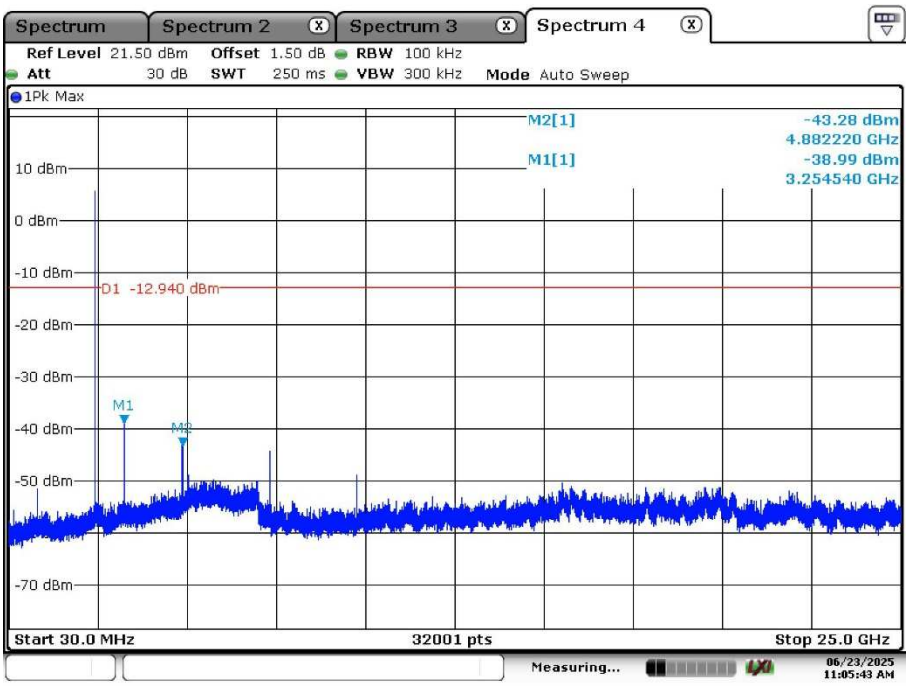

Date: 23.JUN.2025 11:05:43

High Channel

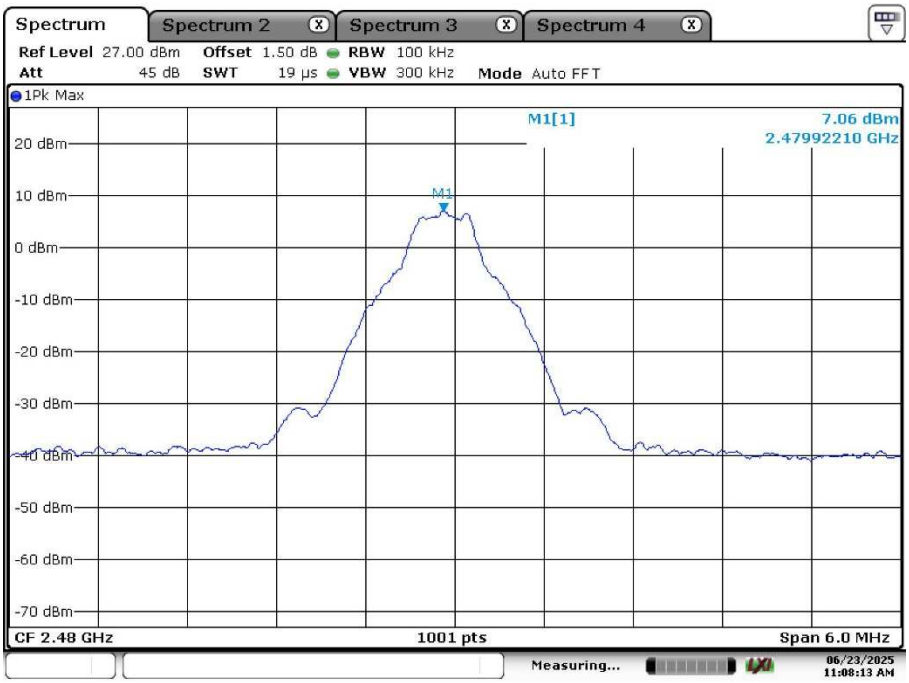

Date: 23.JUN.2025 11:08:13

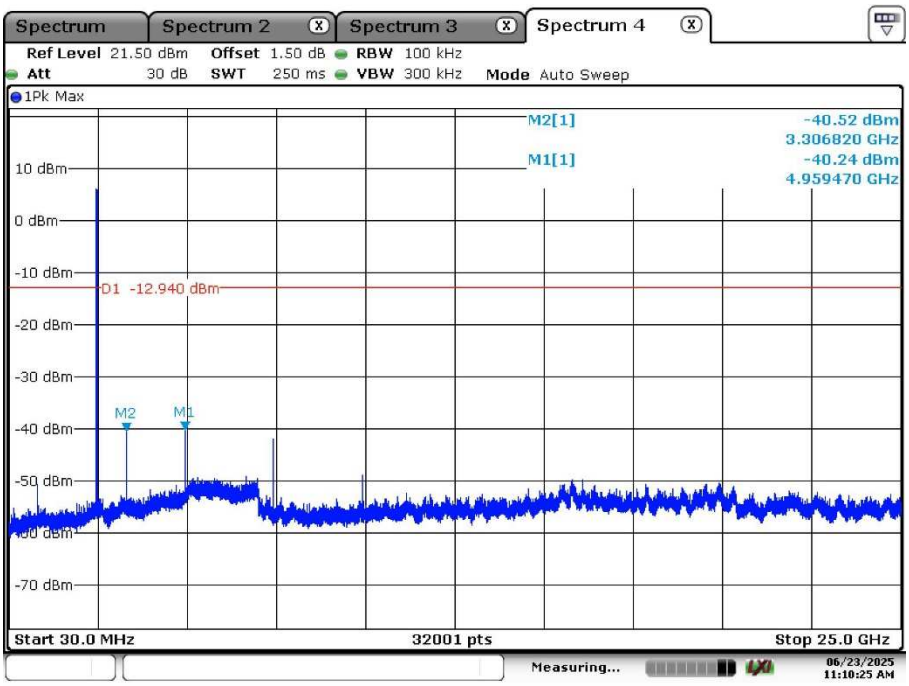

Date: 23.JUN.2025 11:10:25

Hopping Mode, Band Edge

Low Channel

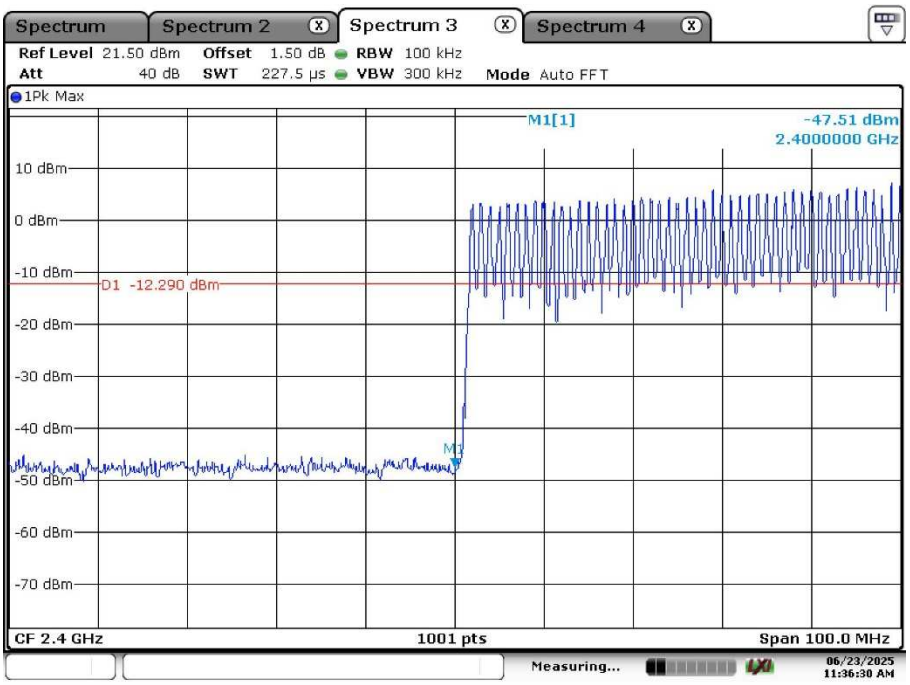

Date: 23.JUN.2025 11:36:30

High Channel

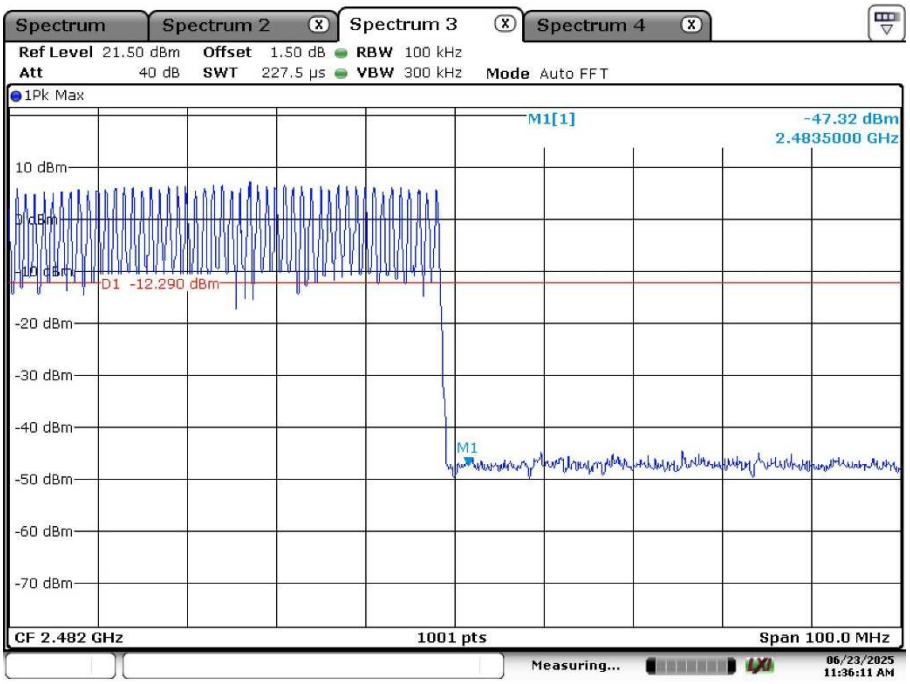

Date: 23.JUN.2025 11:36:11

Hopping Mode, Conducted Spurious Emission

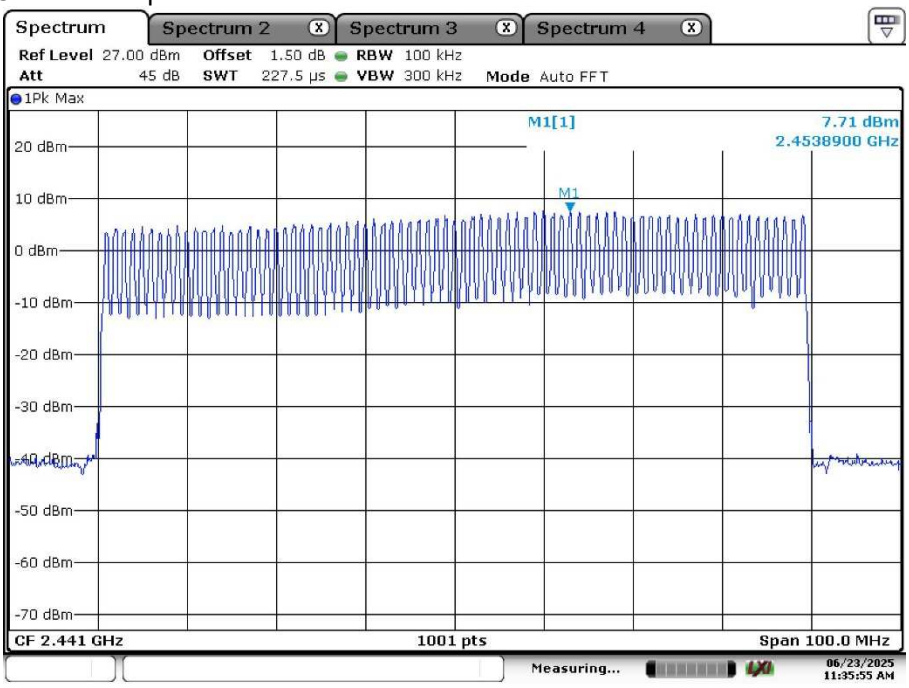

Date: 23.JUN.2025 11:35:55

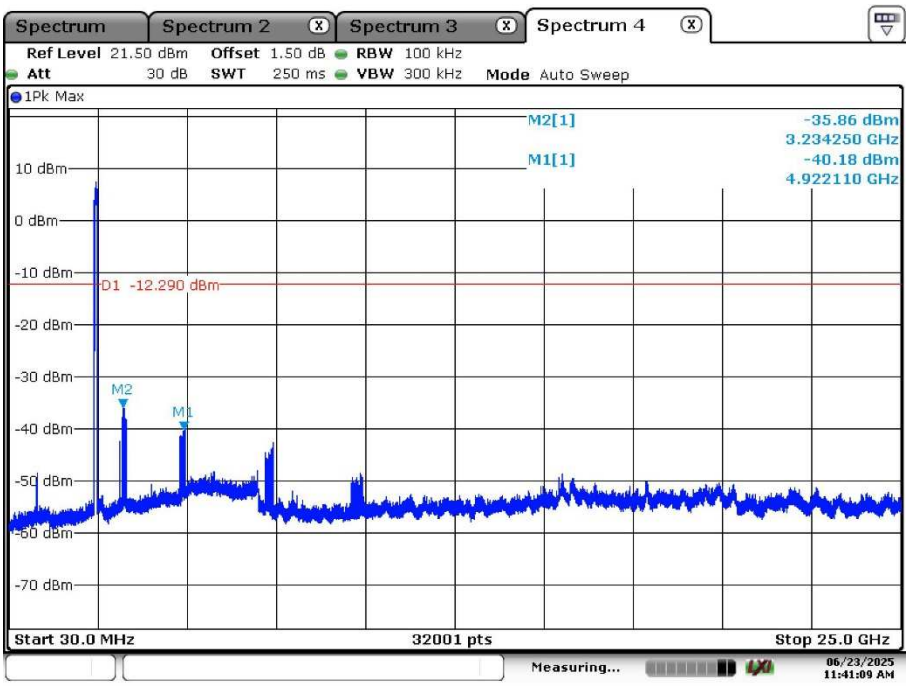

Date: 23.JUN.2025 11:41:10

EDR mode (3-DH5)

Fixed mode, Band Edge

Low Channel

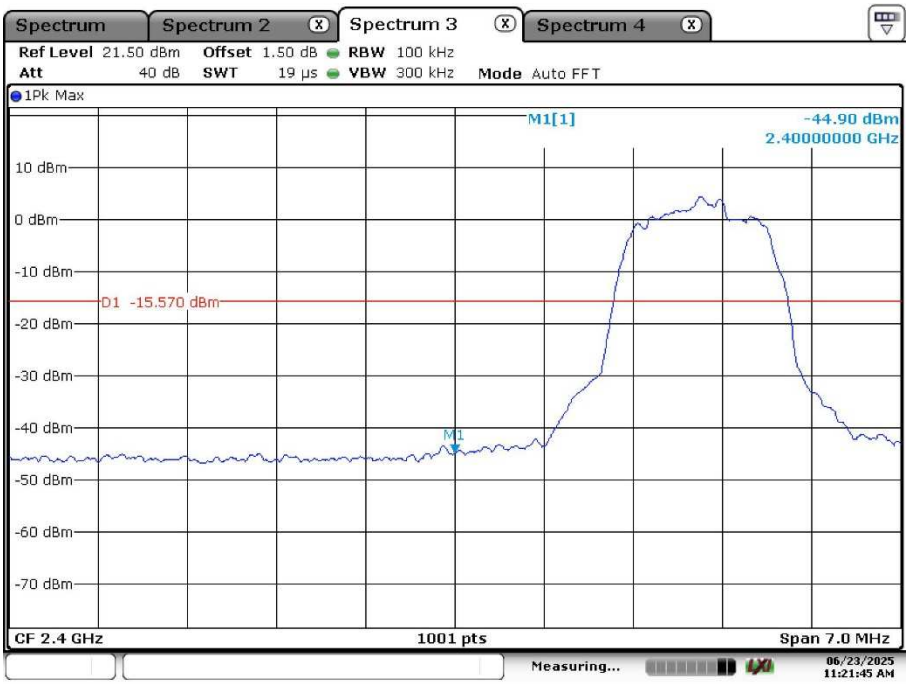

Date: 23.JUN.2025 11:21:45

High Channel

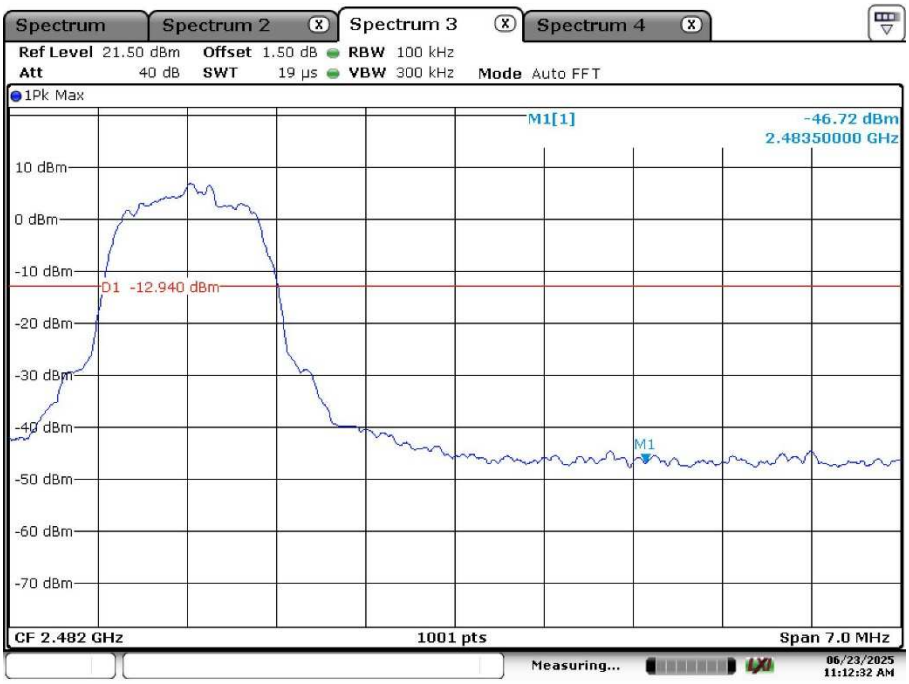

Date: 23.JUN.2025 11:12:31

Fixed mode, Conducted Spurious Emission

Low Channel

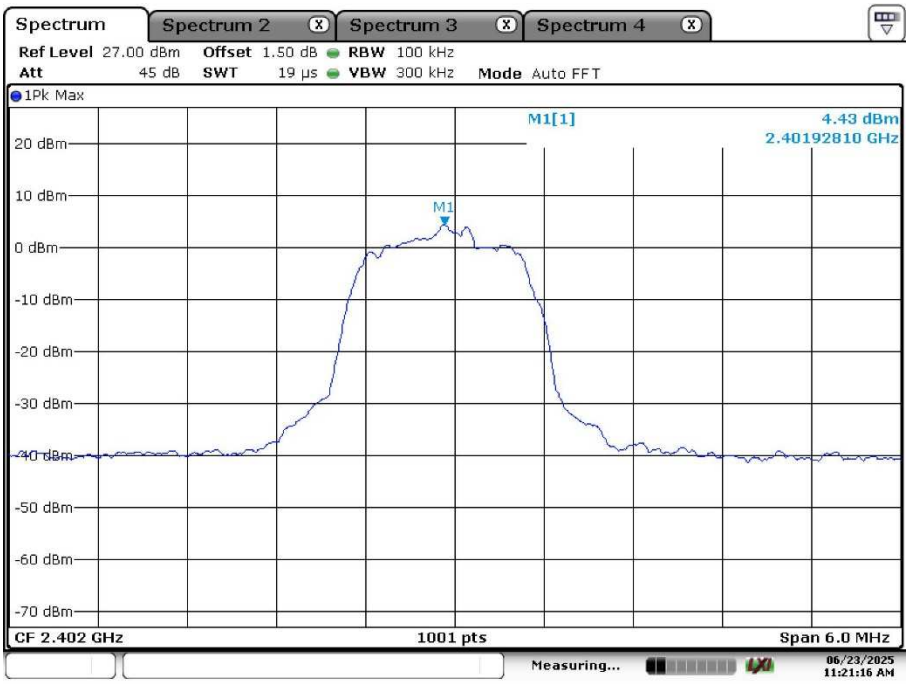

Date: 23.JUN.2025 11:21:16

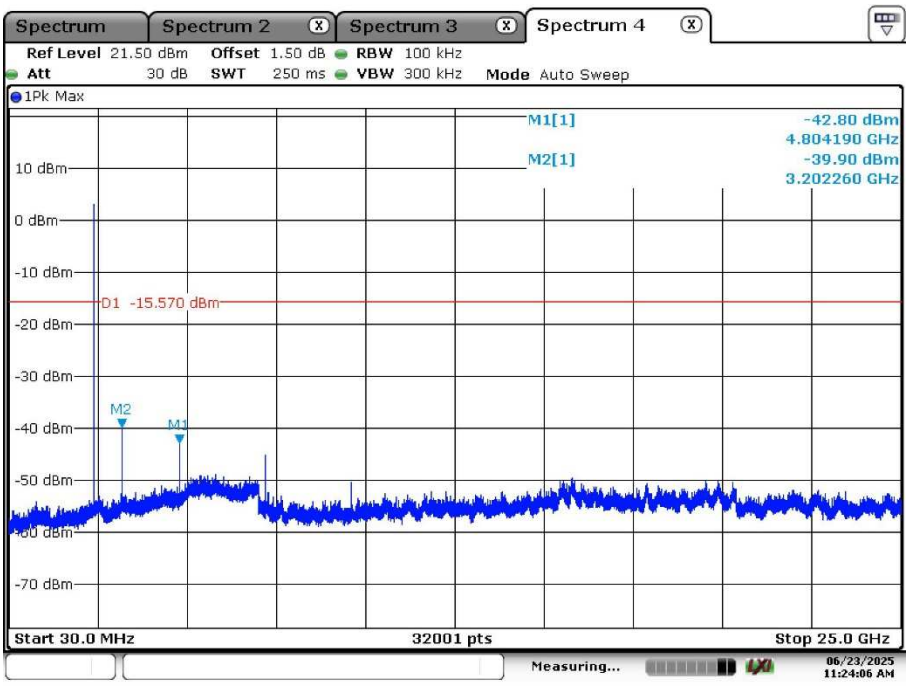

Date: 23.JUN.2025 11:24:06

Middle Channel

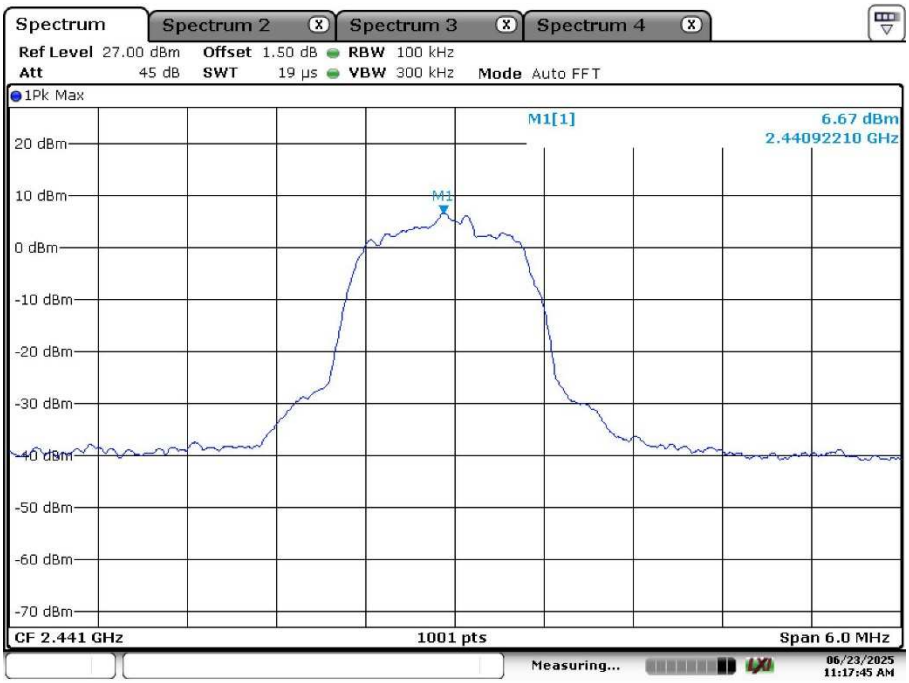

Date: 23.JUN.2025 11:17:45

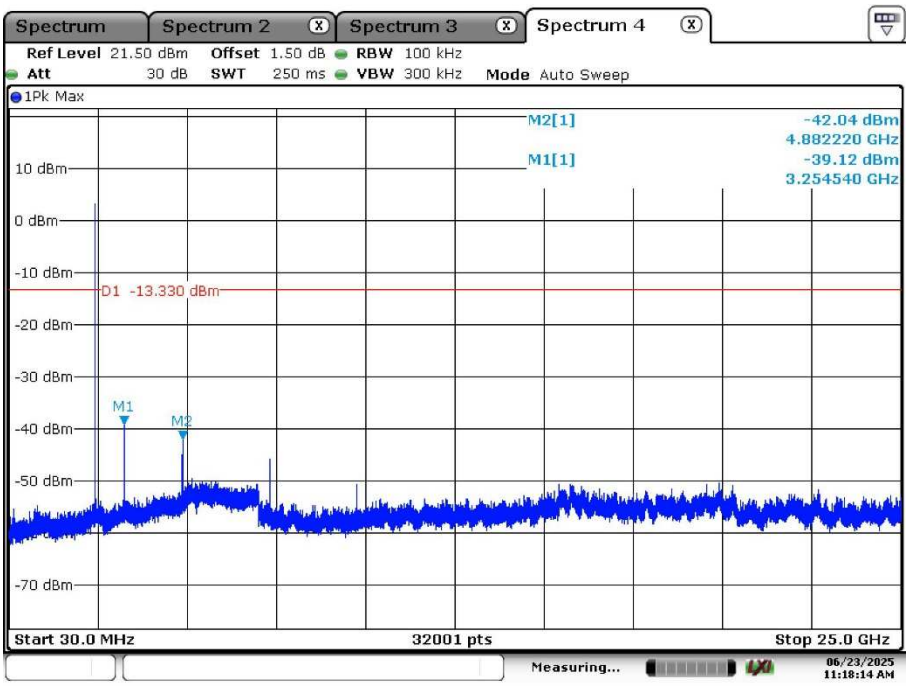

Date: 23.JUN.2025 11:18:14

High Channel

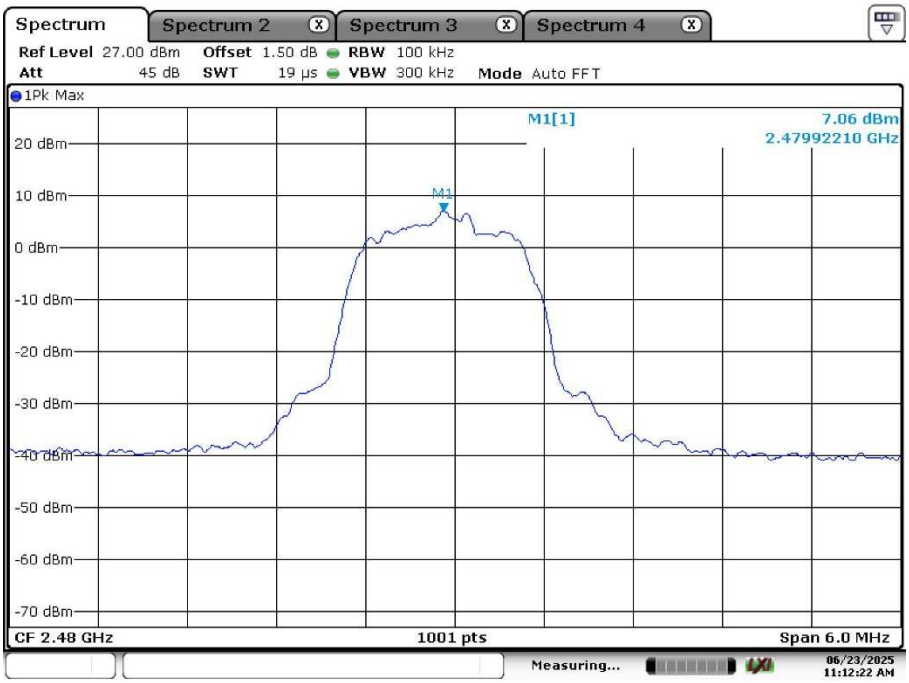

Date: 23.JUN.2025 11:12:22

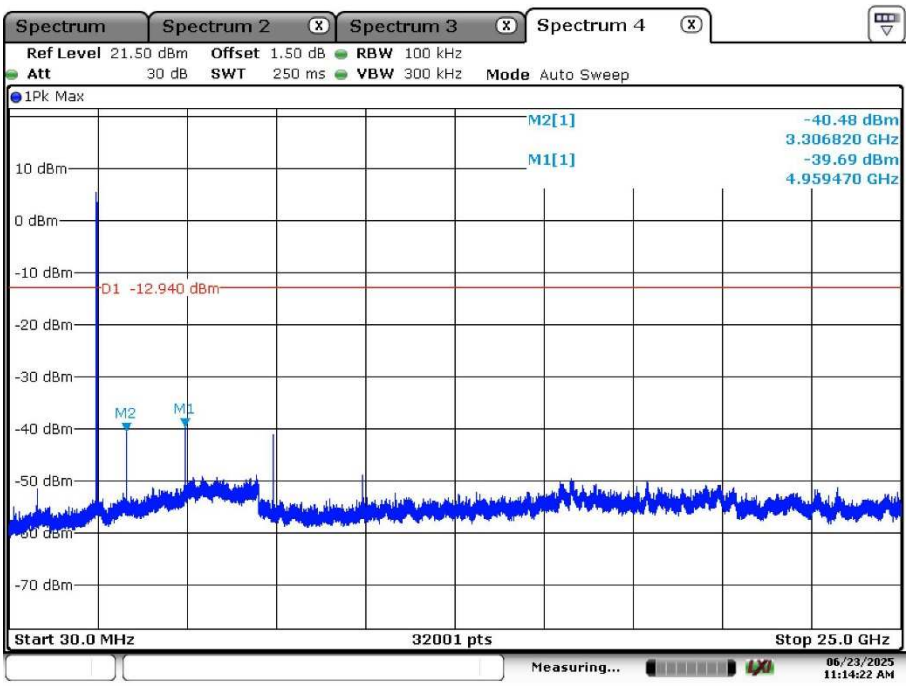

Date: 23.JUN.2025 11:14:22

Hopping Mode, Band Edge

Low Channel

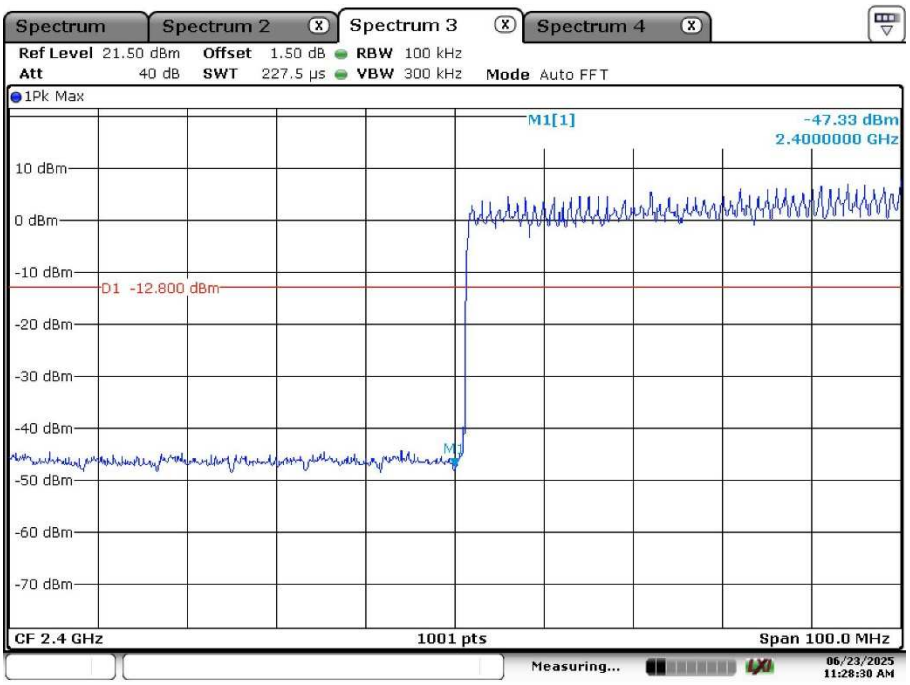

Date: 23.JUN.2025 11:28:30

High Channel

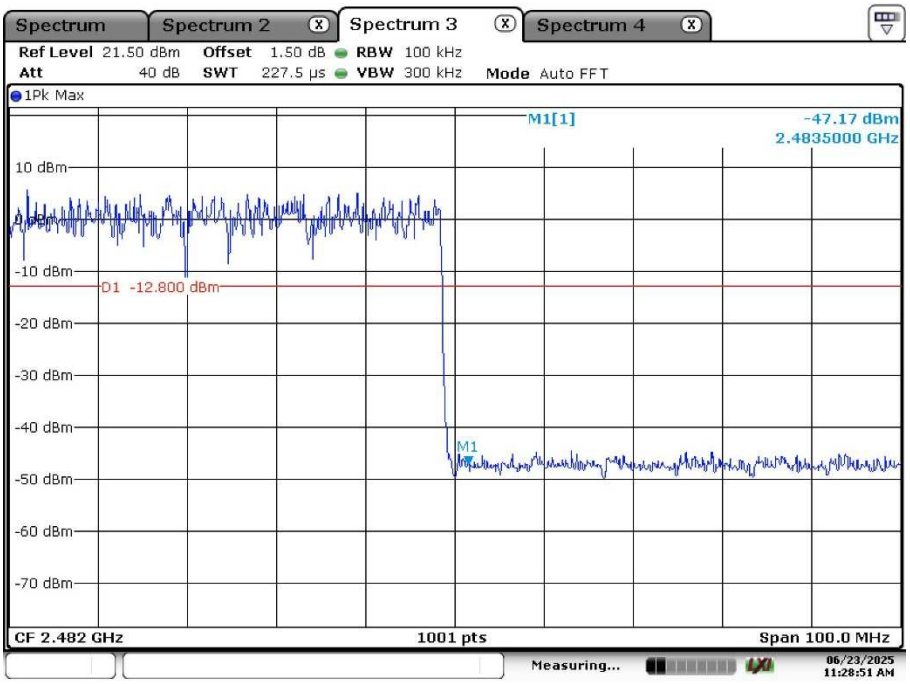

Date: 23.JUN.2025 11:28:51

Hopping Mode, Conducted Spurious Emission

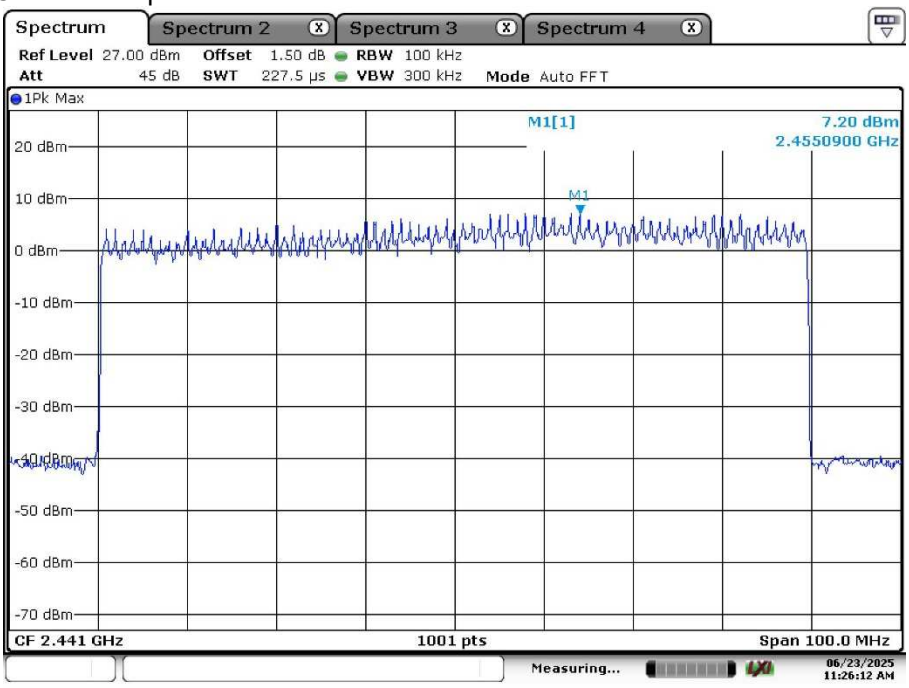

Date: 23.JUN.2025 11:26:12

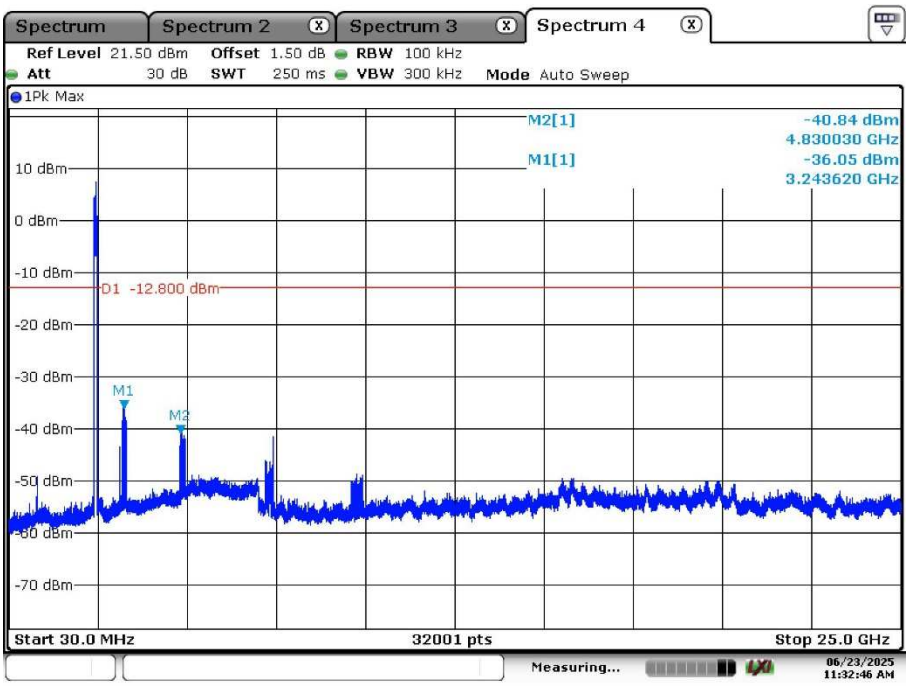

Date: 23.JUN.2025 11:32:46

Appendix A.7: Test Results of Radiated Spurious Emissions

Note:
1) This testing was carried out on different modulations, but only the worst case was presented in this report.
2) Testing was carried out within frequency range 9kHz to the tenth harmonics. The measurement results below 30MHz and 18GHz - 26.5GHz were greater than 20dB below the limit, so only the radiated spurious emissions from 30MHz to 18GHz were reported.

30MHz - 1GHz

EUT Information

EUT Name:	Dogness Smart GPS Tracker
Model:	C9
Test Mode:	BR_DH5_Mid channel
Order No/Sample No:	168543097/A004015294-002
Test Voltage:	Battery
Remark:	Temp 24 Humi:50%
Test Standard:	FCC 15.247
Tested By:	Kei Zhang
Reviewed By:	Terry Yin

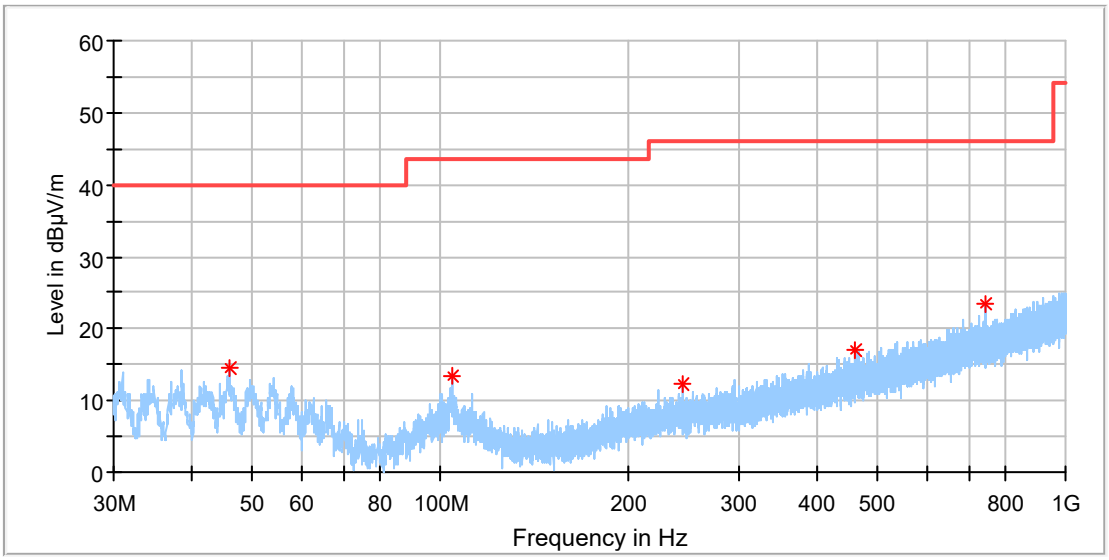

Critical_Freqs

Frequency (MHz)	MaxPeak (dBµV/m)	Limit (dBµV/m)	Margin (dB)	Height (cm)	Pol	Azimuth (deg)	Corr. (dB/m)
46.116923	14.39	40.00	25.61	100.0	H	352.0	-18.8
104.690000	13.39	43.50	30.11	100.0	H	86.0	-18.9
243.474615	12.35	46.00	33.65	100.0	H	191.0	-17.6
460.791923	16.91	46.00	29.09	100.0	H	293.0	-12.5
742.502308	23.35	46.00	22.65	100.0	H	250.0	-7.2

Final_Result

Frequency (MHz)	QuasiPeak (dBµV/m)	Limit (dBµV/m)	Margin (dB)	Height (cm)	Pol	Azimuth (deg)	Corr. (dB/m)
---	---	---	---	---		---	---

EUT Information

EUT Name:	Dogness Smart GPS Tracker
Model:	C9
Test Mode:	BR_DH5_Mid channel
Order No/Sample No:	168543097/A004015294-002
Test Voltage:	Battery
Remark:	Temp 24 Humi:50%
Test Standard:	FCC 15.247
Tested By:	Kei Zhang
Reviewed By:	Terry Yin

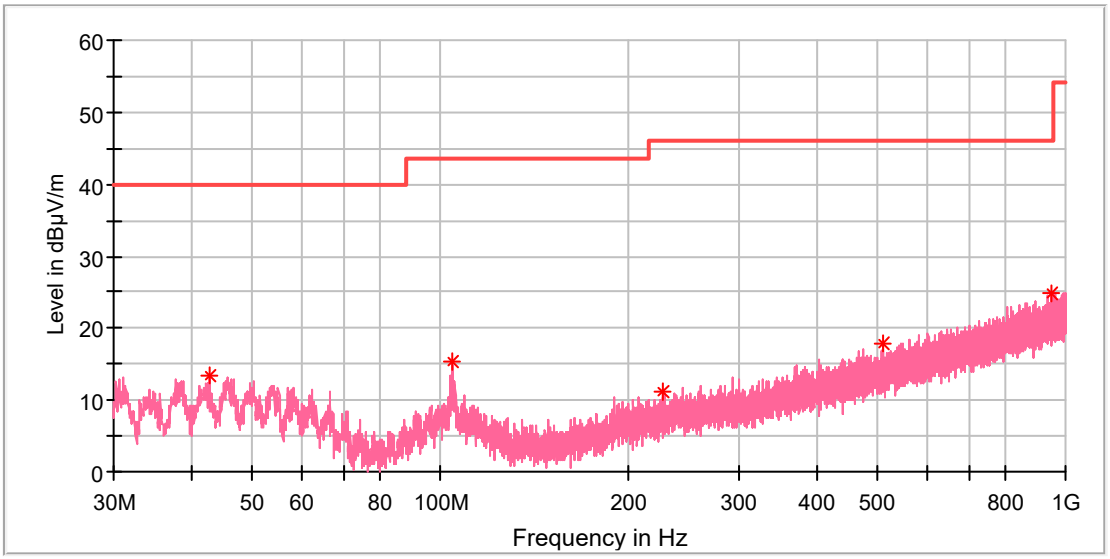

Critical_Freqs

Frequency (MHz)	MaxPeak (dBµV/m)	Limit (dBµV/m)	Margin (dB)	Height (cm)	Pol	Azimuth (deg)	Corr. (dB/m)
42.796539	13.51	40.00	26.49	100.0	V	336.0	-19.5
104.615385	15.49	43.50	28.01	100.0	V	279.0	-18.9
227.208462	11.20	46.00	34.80	100.0	V	40.0	-18.3
511.157308	17.90	46.00	28.10	100.0	V	289.0	-11.7
947.321539	24.88	46.00	21.12	100.0	V	211.0	-4.3

Final_Result

Frequency (MHz)	QuasiPeak (dBµV/m)	Limit (dBµV/m)	Margin (dB)	Height (cm)	Pol	Azimuth (deg)	Corr. (dB/m)
---	---	---	---	---		---	---

1GHz - 18GHz

Note: The highest waveform in the figure is Bluetooth Fundamental.

EUT Information

EUT Name:	Dogness Smart GPS Tracker
Model:	C9
Test Mode:	BR_DH5_Low channel
Order No/Sample No:	168543097/A004015294-002
Test Voltage:	Battery
Remark:	Temp 24 Humi:50%
Test Standard:	FCC 15.247
Tested By:	Kei Zhang
Reviewed By:	Terry Yin

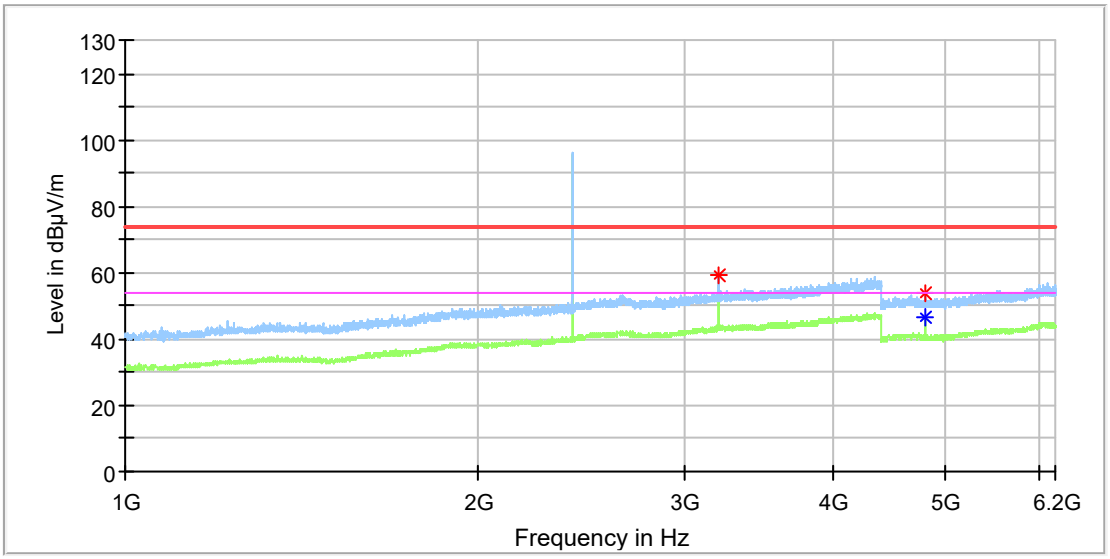

Critical_Freqs

Frequency (MHz)	MaxPeak (dBµV/m)	Average (dBµV/m)	Limit (dBµV/m)	Margin (dB)	Height (cm)	Pol	Azimuth (deg)	Corr. (dB/m)
3202.500000	59.24	---	74.00	14.76	150.0	H	62.0	10.8
4804.000000	53.77	---	74.00	20.23	150.0	H	231.0	13.3
4804.000000	---	46.67	54.00	7.33	150.0	H	231.0	13.3

Final_Result

Frequency (MHz)	MaxPeak (dBµV/m)	Average (dBµV/m)	Limit (dBµV/m)	Margin (dB)	Height (cm)	Pol	Azimuth (deg)	Corr. (dB/m)
---	---	---	---	---	---		---	---

EUT Information

EUT Name:	Dogness Smart GPS Tracker
Model:	C9
Test Mode:	BR_DH5_Low channel
Order No/Sample No:	168543097/A004015294-002
Test Voltage:	Battery
Remark:	Temp 24 Humi:50%
Test Standard:	FCC 15.247
Tested By:	Kei Zhang
Reviewed By:	Terry Yin

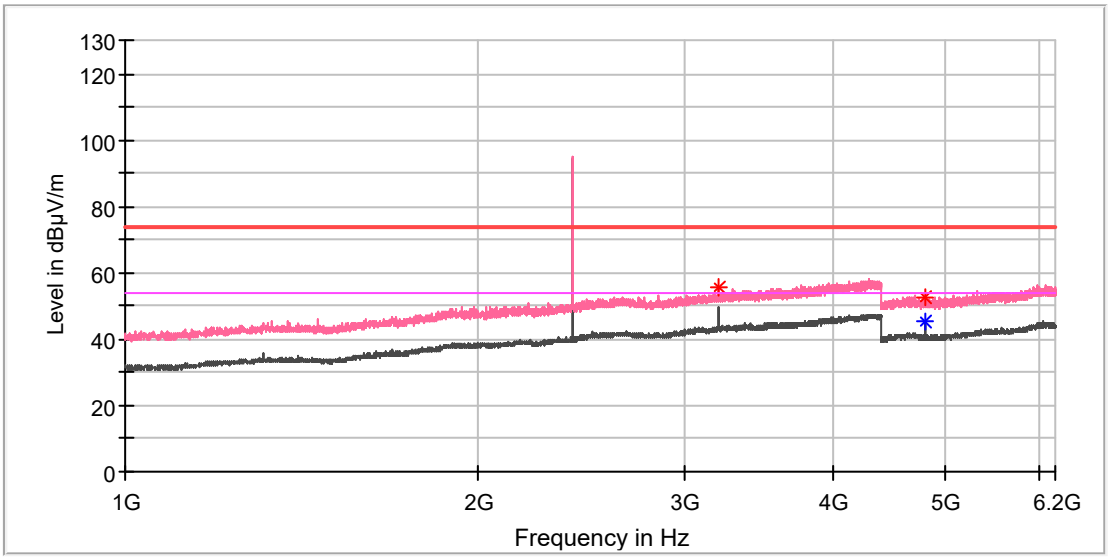

Critical_Freqs

Frequency (MHz)	MaxPeak (dBµV/m)	Average (dBµV/m)	Limit (dBµV/m)	Margin (dB)	Height (cm)	Pol	Azimuth (deg)	Corr. (dB/m)
3202.500000	55.80	---	74.00	18.20	150.0	V	95.0	10.8
4803.500000	52.81	---	74.00	21.19	150.0	V	254.0	13.3
4804.000000	---	45.34	54.00	8.66	150.0	V	254.0	13.3

Final_Result

Frequency (MHz)	MaxPeak (dBµV/m)	Average (dBµV/m)	Limit (dBµV/m)	Margin (dB)	Height (cm)	Pol	Azimuth (deg)	Corr. (dB/m)
---	---	---	---	---	---		---	---

EUT Information

EUT Name:	Dogness Smart GPS Tracker
Model:	C9
Test Mode:	BR_DH5_Low channel
Order No/Sample No:	168543097/A004015294-002
Test Voltage:	Battery
Remark:	Temp 24 Humi:50%
Test Standard:	FCC 15.247
Tested By:	Kei Zhang
Reviewed By:	Terry Yin

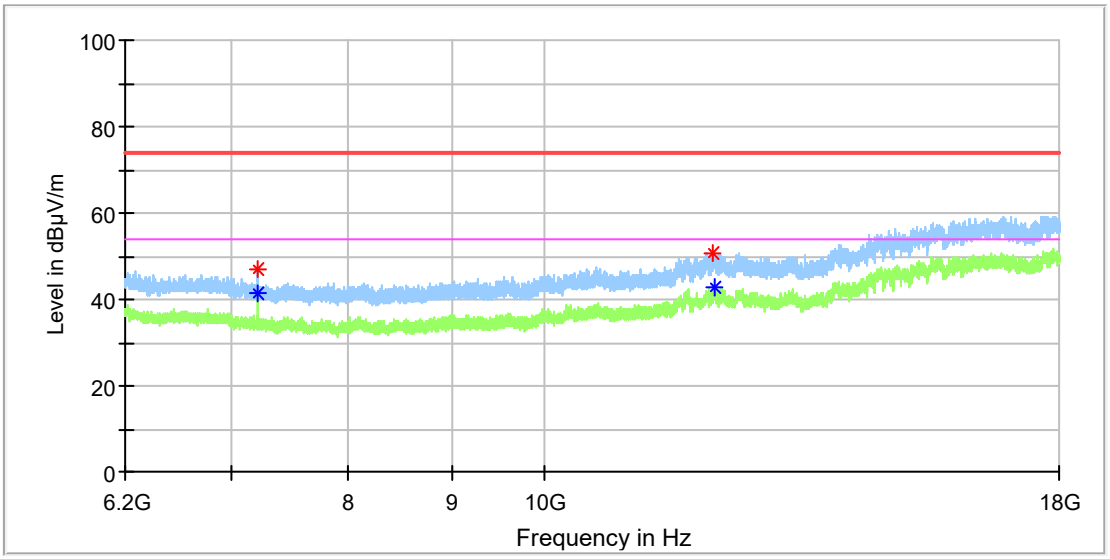

Critical_Freqs

Frequency (MHz)	MaxPeak (dBµV/m)	Average (dBµV/m)	Limit (dBµV/m)	Margin (dB)	Height (cm)	Pol	Azimuth (deg)	Corr. (dB/m)
7205.458333	47.07	---	74.00	26.93	150.0	H	191.0	8.8
7205.458333	---	41.48	54.00	12.52	150.0	H	191.0	8.8
12125.566667	50.67	---	74.00	23.33	150.0	H	236.0	16.1
12156.050000	---	42.64	54.00	11.36	150.0	H	292.0	16.4

Final_Result

Frequency (MHz)	MaxPeak (dBµV/m)	Average (dBµV/m)	Limit (dBµV/m)	Margin (dB)	Height (cm)	Pol	Azimuth (deg)	Corr. (dB/m)
---	---	---	---	---	---		---	---

EUT Information

EUT Name:	Dogness Smart GPS Tracker
Model:	C9
Test Mode:	BR_DH5_Low channel
Order No/Sample No:	168543097/A004015294-002
Test Voltage:	Battery
Remark:	Temp 24 Humi:50%
Test Standard:	FCC 15.247
Tested By:	Kei Zhang
Reviewed By:	Terry Yin

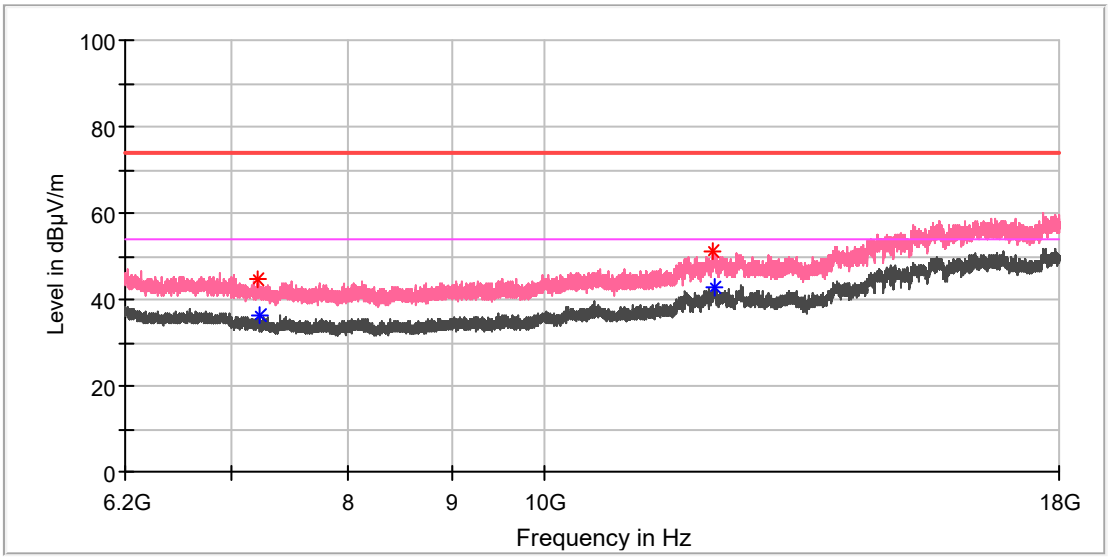

Critical_Freqs

Frequency (MHz)	MaxPeak (dBµV/m)	Average (dBµV/m)	Limit (dBµV/m)	Margin (dB)	Height (cm)	Pol	Azimuth (deg)	Corr. (dB/m)
7218.241667	44.79	---	74.00	29.21	150.0	V	191.0	8.7
7229.058333	---	36.35	54.00	17.65	150.0	V	180.0	8.6
12130.483333	50.96	---	74.00	23.04	150.0	V	279.0	16.2
12143.758333	---	42.70	54.00	11.30	150.0	V	318.0	16.6

Final_Result

Frequency (MHz)	MaxPeak (dBµV/m)	Average (dBµV/m)	Limit (dBµV/m)	Margin (dB)	Height (cm)	Pol	Azimuth (deg)	Corr. (dB/m)
---	---	---	---	---	---		---	---

EUT Information

EUT Name:	Dogness Smart GPS Tracker
Model:	C9
Test Mode:	BR_DH5_Mid channel
Order No/Sample No:	168543097/A004015294-002
Test Voltage:	Battery
Remark:	Temp 24 Humi:50%
Test Standard:	FCC 15.247
Tested By:	Kei Zhang
Reviewed By:	Terry Yin

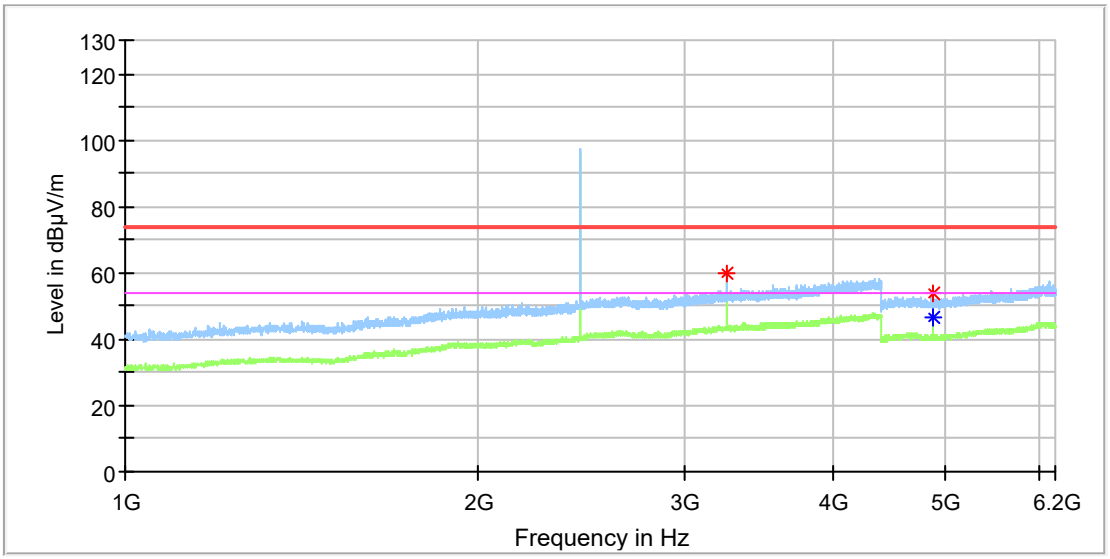

Critical_Freqs

Frequency (MHz)	MaxPeak (dBµV/m)	Average (dBµV/m)	Limit (dBµV/m)	Margin (dB)	Height (cm)	Pol	Azimuth (deg)	Corr. (dB/m)
3254.500000	60.11	---	74.00	13.89	150.0	H	63.0	10.8
4881.500000	54.08	---	74.00	19.92	150.0	H	327.0	13.3
4881.500000	---	46.69	54.00	7.31	150.0	H	327.0	13.3

Final_Result

Frequency (MHz)	MaxPeak (dBµV/m)	Average (dBµV/m)	Limit (dBµV/m)	Margin (dB)	Height (cm)	Pol	Azimuth (deg)	Corr. (dB/m)
---	---	---	---	---	---		---	---

EUT Information

EUT Name:	Dogness Smart GPS Tracker
Model:	C9
Test Mode:	BR_DH5_Mid channel
Order No/Sample No:	168543097/A004015294-002
Test Voltage:	Battery
Remark:	Temp 24 Humi:50%
Test Standard:	FCC 15.247
Tested By:	Kei Zhang
Reviewed By:	Terry Yin

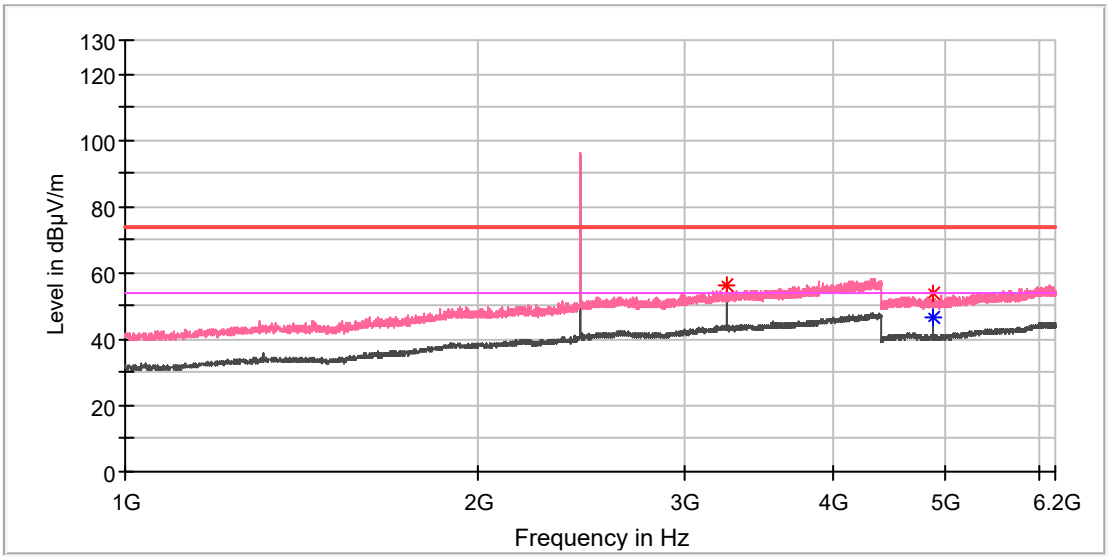

Critical_Freqs

Frequency (MHz)	MaxPeak (dBµV/m)	Average (dBµV/m)	Limit (dBµV/m)	Margin (dB)	Height (cm)	Pol	Azimuth (deg)	Corr. (dB/m)
3255.000000	56.26	---	74.00	17.74	150.0	V	207.0	10.8
4881.500000	---	46.64	54.00	7.36	150.0	V	289.0	13.3
4882.500000	53.51	---	74.00	20.49	150.0	V	289.0	13.3

Final_Result

Frequency (MHz)	MaxPeak (dBµV/m)	Average (dBµV/m)	Limit (dBµV/m)	Margin (dB)	Height (cm)	Pol	Azimuth (deg)	Corr. (dB/m)
---	---	---	---	---	---		---	---

EUT Information

EUT Name:	Dogness Smart GPS Tracker
Model:	C9
Test Mode:	BR_DH5_Mid channel
Order No/Sample No:	168543097/A004015294-002
Test Voltage:	Battery
Remark:	Temp 24 Humi:50%
Test Standard:	FCC 15.247
Tested By:	Kei Zhang
Reviewed By:	Terry Yin

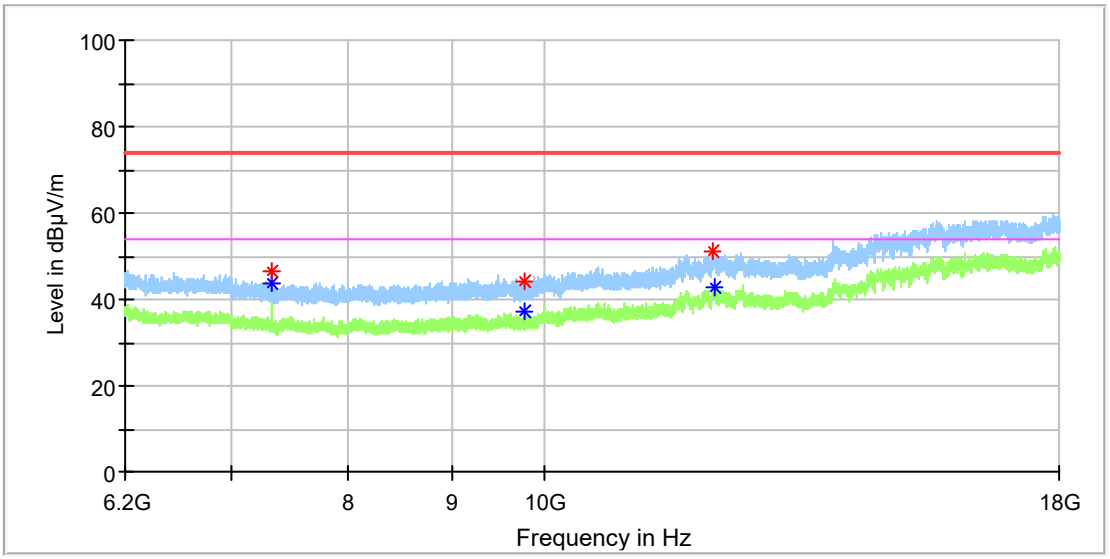

Critical_Freqs

Frequency (MHz)	MaxPeak (dBµV/m)	Average (dBµV/m)	Limit (dBµV/m)	Margin (dB)	Height (cm)	Pol	Azimuth (deg)	Corr. (dB/m)
7322.475000	---	43.56	54.00	10.44	150.0	H	184.0	8.2
7323.458333	46.53	---	74.00	27.47	150.0	H	184.0	8.2
9763.600000	44.29	---	74.00	29.71	150.0	H	73.0	10.4
9763.600000	---	37.43	54.00	16.57	150.0	H	73.0	10.4
12128.025000	51.17	---	74.00	22.83	150.0	H	30.0	16.2
12134.416667	---	42.79	54.00	11.21	150.0	H	40.0	16.3

Final_Result

Frequency (MHz)	MaxPeak (dBµV/m)	Average (dBµV/m)	Limit (dBµV/m)	Margin (dB)	Height (cm)	Pol	Azimuth (deg)	Corr. (dB/m)
---	---	---	---	---	---		---	---

EUT Information

EUT Name:	Dogness Smart GPS Tracker
Model:	C9
Test Mode:	BR_DH5_Mid channel
Order No/Sample No:	168543097/A004015294-002
Test Voltage:	Battery
Remark:	Temp 24 Humi:50%
Test Standard:	FCC 15.247
Tested By:	Kei Zhang
Reviewed By:	Terry Yin

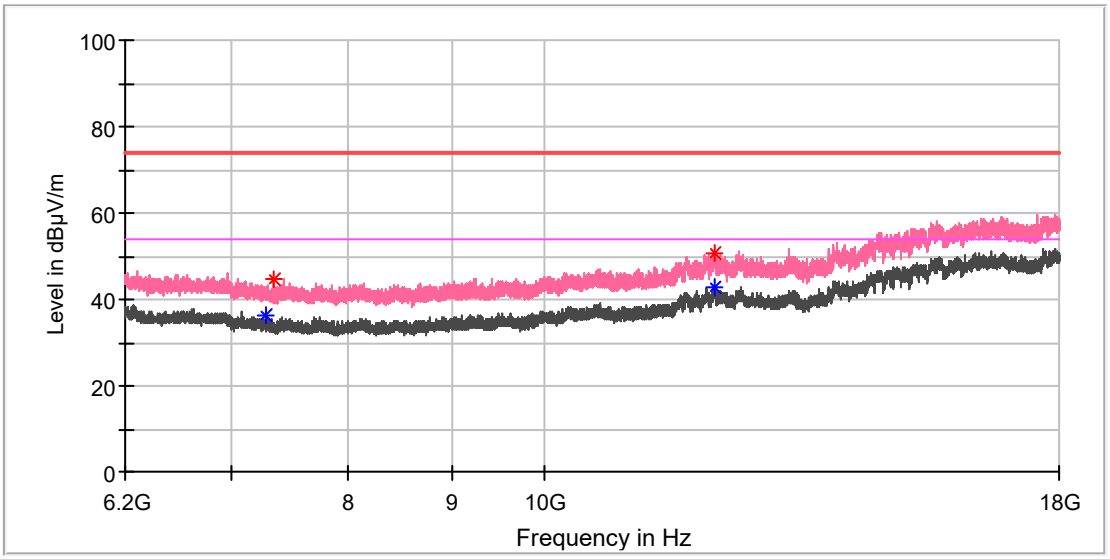

Critical_Freqs

Frequency (MHz)	MaxPeak (dBµV/m)	Average (dBµV/m)	Limit (dBµV/m)	Margin (dB)	Height (cm)	Pol	Azimuth (deg)	Corr. (dB/m)
7270.850000	---	36.18	54.00	17.82	150.0	V	316.0	8.5
7346.075000	44.44	---	74.00	29.56	150.0	V	151.0	8.1
12145.725000	---	42.89	54.00	11.11	150.0	V	327.0	16.6
12155.066667	50.67	---	74.00	23.33	150.0	V	304.0	16.5

Final_Result

Frequency (MHz)	MaxPeak (dBµV/m)	Average (dBµV/m)	Limit (dBµV/m)	Margin (dB)	Height (cm)	Pol	Azimuth (deg)	Corr. (dB/m)
---	---	---	---	---	---		---	---

EUT Information

EUT Name:	Dogness Smart GPS Tracker
Model:	C9
Test Mode:	BR_DH5_High channel
Order No/Sample No:	168543097/A004015294-002
Test Voltage:	Battery
Remark:	Temp 24 Humi:50%
Test Standard:	FCC 15.247
Tested By:	Kei Zhang
Reviewed By:	Terry Yin

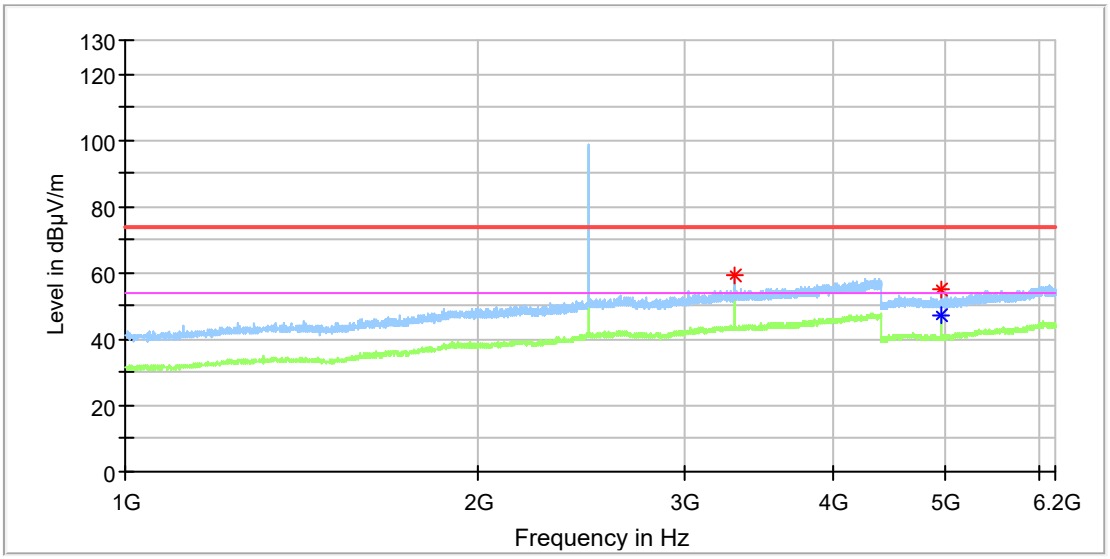

Critical_Freqs

Frequency (MHz)	MaxPeak (dBµV/m)	Average (dBµV/m)	Limit (dBµV/m)	Margin (dB)	Height (cm)	Pol	Azimuth (deg)	Corr. (dB/m)
3306.500000	59.10	---	74.00	14.90	150.0	H	96.0	10.9
4960.000000	54.84	---	74.00	19.16	150.0	H	336.0	13.3
4960.000000	---	47.08	54.00	6.92	150.0	H	336.0	13.3

Final_Result

Frequency (MHz)	MaxPeak (dBµV/m)	Average (dBµV/m)	Limit (dBµV/m)	Margin (dB)	Height (cm)	Pol	Azimuth (deg)	Corr. (dB/m)
---	---	---	---	---	---		---	---

EUT Information

EUT Name:	Dogness Smart GPS Tracker
Model:	C9
Test Mode:	BR_DH5_High channel
Order No/Sample No:	168543097/A004015294-002
Test Voltage:	Battery
Remark:	Temp 24 Humi:50%
Test Standard:	FCC 15.247
Tested By:	Kei Zhang
Reviewed By:	Terry Yin

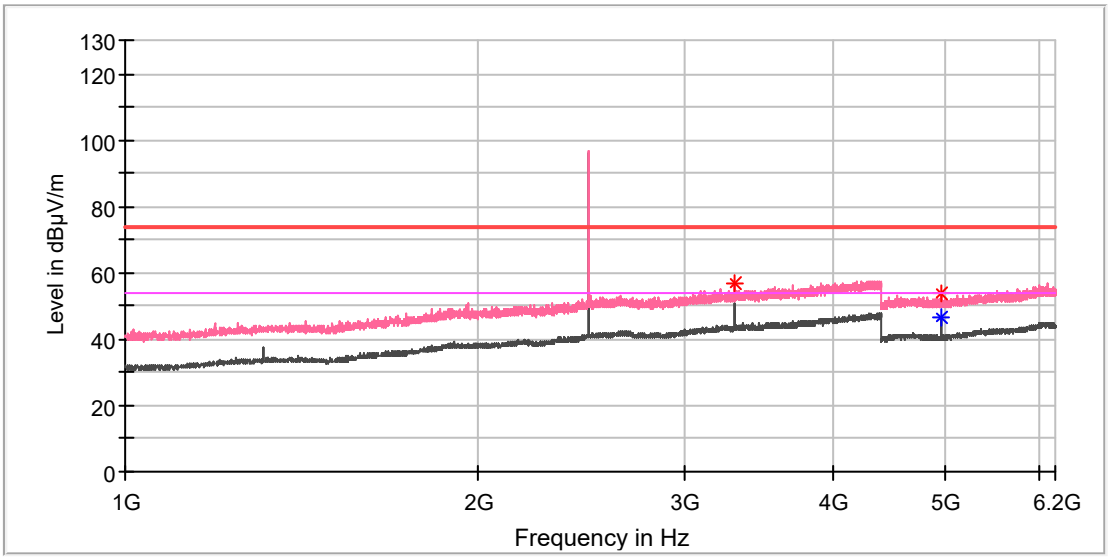

Critical_Freqs

Frequency (MHz)	MaxPeak (dBµV/m)	Average (dBµV/m)	Limit (dBµV/m)	Margin (dB)	Height (cm)	Pol	Azimuth (deg)	Corr. (dB/m)
3306.500000	56.79	---	74.00	17.21	150.0	V	249.0	10.9
4959.500000	---	46.62	54.00	7.38	150.0	V	257.0	13.3
4960.000000	54.05	---	74.00	19.96	150.0	V	257.0	13.3

Final_Result

Frequency (MHz)	MaxPeak (dBµV/m)	Average (dBµV/m)	Limit (dBµV/m)	Margin (dB)	Height (cm)	Pol	Azimuth (deg)	Corr. (dB/m)
---	---	---	---	---	---		---	---

EUT Information

EUT Name:	Dogness Smart GPS Tracker
Model:	C9
Test Mode:	BR_DH5_High channel
Order No/Sample No:	168543097/A004015294-002
Test Voltage:	Battery
Remark:	Temp 24 Humi:50%
Test Standard:	FCC 15.247
Tested By:	Kei Zhang
Reviewed By:	Terry Yin

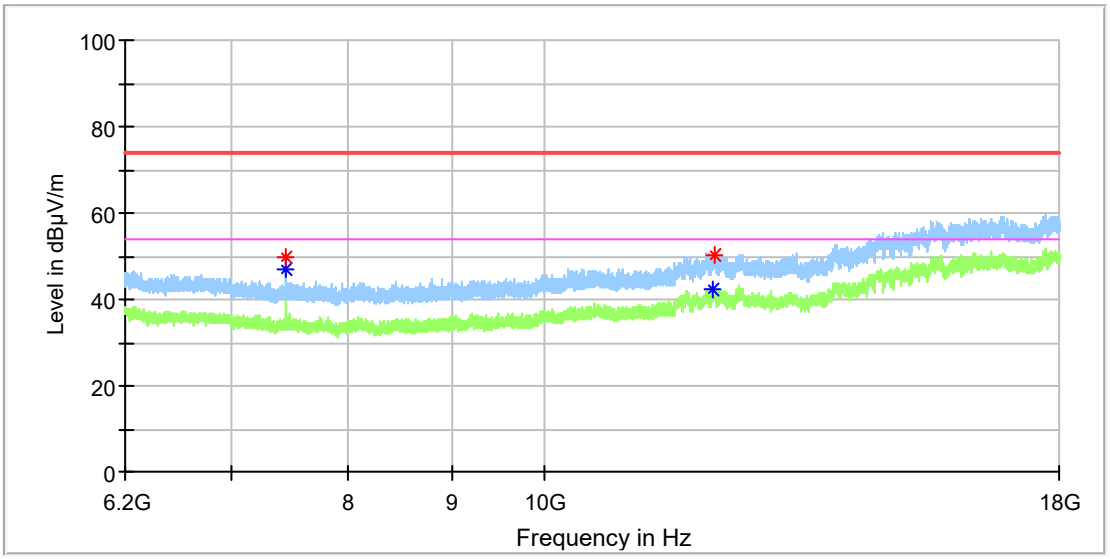

Critical_Freqs

Frequency (MHz)	MaxPeak (dBµV/m)	Average (dBµV/m)	Limit (dBµV/m)	Margin (dB)	Height (cm)	Pol	Azimuth (deg)	Corr. (dB/m)
7439.491667	---	46.87	54.00	7.13	150.0	H	177.0	8.4
7439.983333	49.68	---	74.00	24.32	150.0	H	177.0	8.4
12128.025000	---	42.55	54.00	11.45	150.0	H	89.0	16.2
12143.266667	50.39	---	74.00	23.61	150.0	H	155.0	16.6

Final_Result

Frequency (MHz)	MaxPeak (dBµV/m)	Average (dBµV/m)	Limit (dBµV/m)	Margin (dB)	Height (cm)	Pol	Azimuth (deg)	Corr. (dB/m)
---	---	---	---	---	---		---	---

EUT Information

EUT Name:	Dogness Smart GPS Tracker
Model:	C9
Test Mode:	BR_DH5_High channel
Order No/Sample No:	168543097/A004015294-002
Test Voltage:	Battery
Remark:	Temp 24 Humi:50%
Test Standard:	FCC 15.247
Tested By:	Kei Zhang
Reviewed By:	Terry Yin

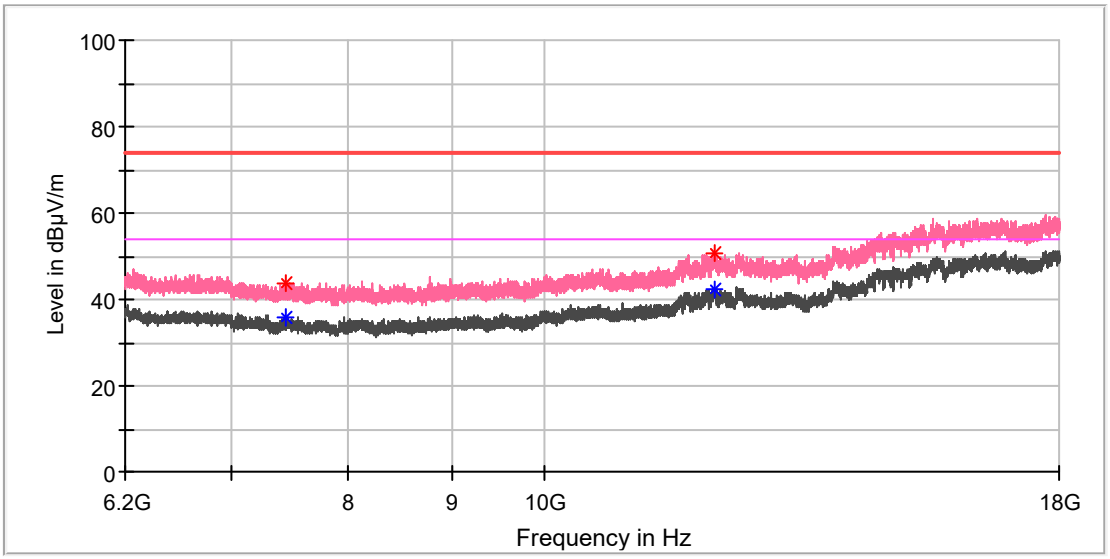

Critical_Freqs

Frequency (MHz)	MaxPeak (dBµV/m)	Average (dBµV/m)	Limit (dBµV/m)	Margin (dB)	Height (cm)	Pol	Azimuth (deg)	Corr. (dB/m)
7439.000000	43.80	---	74.00	30.20	150.0	V	172.0	8.4
7439.491667	---	35.84	54.00	18.16	150.0	V	172.0	8.4
12147.691667	---	42.53	54.00	11.47	150.0	V	351.0	16.7
12150.641667	50.86	---	74.00	23.14	150.0	V	29.0	16.7

Final_Result

Frequency (MHz)	MaxPeak (dBµV/m)	Average (dBµV/m)	Limit (dBµV/m)	Margin (dB)	Height (cm)	Pol	Azimuth (deg)	Corr. (dB/m)
---	---	---	---	---	---		---	---

Appendix A.8: Test Results of Radiated Emissions in Restricted Bands

EUT Information

EUT Name:	Dogness Smart GPS Tracker
Model:	C9
Test Mode:	BR_DH5_Low channel
Order No/Sample No:	168543097/A004015294-002
Test Voltage:	Battery
Remark:	Temp 24 Humi:50%
Test Standard:	FCC 15.247
Tested By:	Kei Zhang
Reviewed By:	Terry Yin

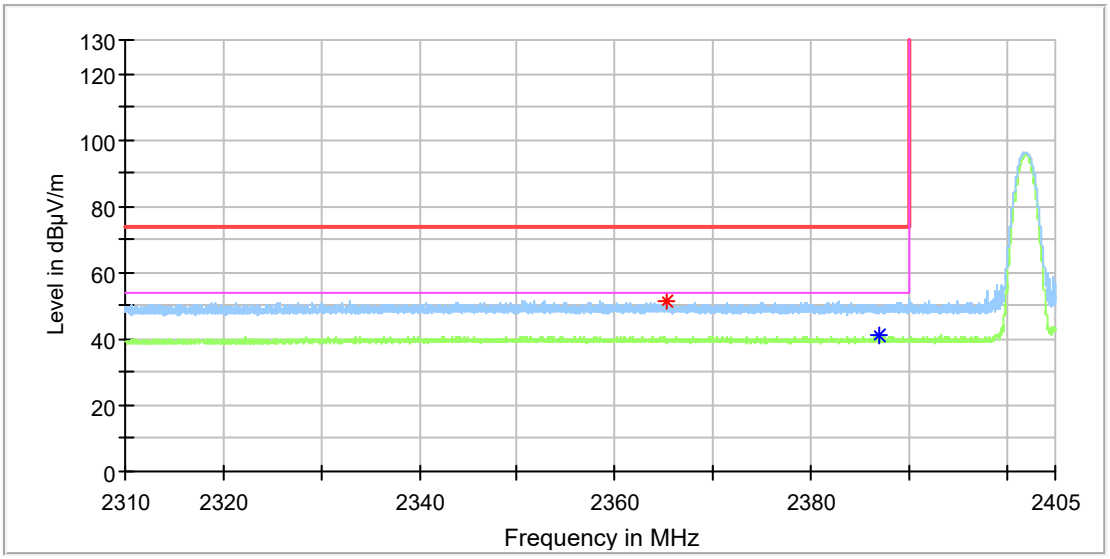

Critical_Freqs

Frequency (MHz)	MaxPeak (dBµV/m)	Average (dBµV/m)	Limit (dBµV/m)	Margin (dB)	Height (cm)	Pol	Azimuth (deg)	Corr. (dB/m)
2365.295588	51.43	---	74.00	22.57	150.0	H	132.0	8.5
2386.922059	---	41.11	54.00	12.89	150.0	H	75.0	8.5

Final_Result

Frequency (MHz)	MaxPeak (dBµV/m)	Average (dBµV/m)	Limit (dBµV/m)	Margin (dB)	Height (cm)	Pol	Azimuth (deg)	Corr. (dB/m)
---	---	---	---	---	---		---	---

EUT Information

EUT Name:	Dogness Smart GPS Tracker
Model:	C9
Test Mode:	BR_DH5_Low channel
Order No/Sample No:	168543097/A004015294-002
Test Voltage:	Battery
Remark:	Temp 24 Humi:50%
Test Standard:	FCC 15.247
Tested By:	Kei Zhang
Reviewed By:	Terry Yin

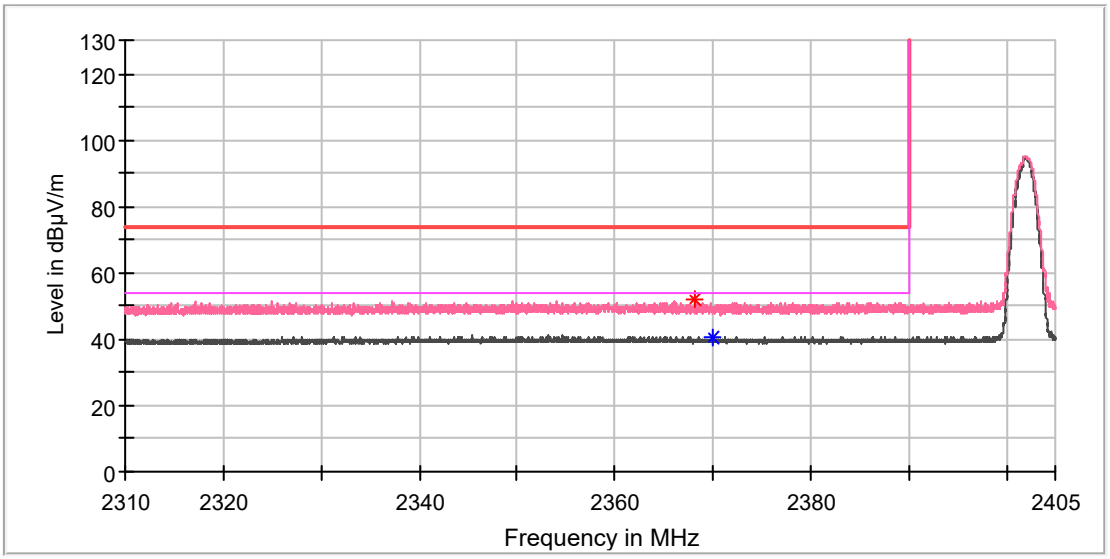

Critical_Freqs

Frequency (MHz)	MaxPeak (dBµV/m)	Average (dBµV/m)	Limit (dBµV/m)	Margin (dB)	Height (cm)	Pol	Azimuth (deg)	Corr. (dB/m)
2368.229412	51.72	---	74.00	22.28	150.0	V	259.0	8.5
2370.017647	---	40.70	54.00	13.30	150.0	V	332.0	8.5

Final_Result

Frequency (MHz)	MaxPeak (dBµV/m)	Average (dBµV/m)	Limit (dBµV/m)	Margin (dB)	Height (cm)	Pol	Azimuth (deg)	Corr. (dB/m)
---	---	---	---	---	---		---	---

EUT Information

EUT Name:	Dogness Smart GPS Tracker
Model:	C9
Test Mode:	BR_DH5_High channel
Order No/Sample No:	168543097/A004015294-002
Test Voltage:	Battery
Remark:	Temp 24 Humi:50%
Test Standard:	FCC 15.247
Tested By:	Kei Zhang
Reviewed By:	Terry Yin

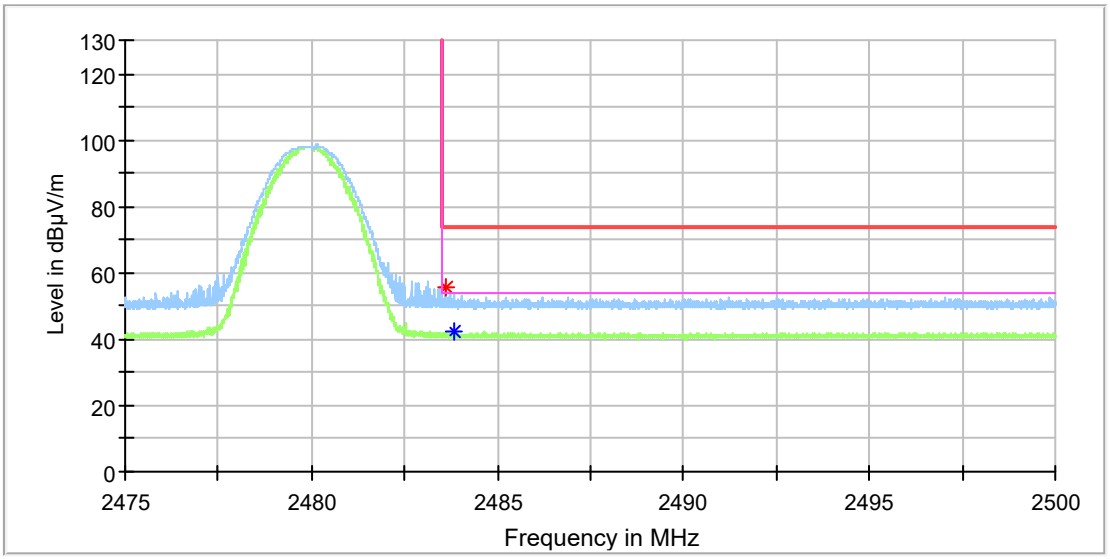

Critical_Freqs

Frequency (MHz)	MaxPeak (dBµV/m)	Average (dBµV/m)	Limit (dBµV/m)	Margin (dB)	Height (cm)	Pol	Azimuth (deg)	Corr. (dB/m)
2483.595588	55.38	---	74.00	18.62	150.0	H	273.0	9.0
2483.830882	---	42.25	54.00	11.75	150.0	H	111.0	9.0

Final_Result

Frequency (MHz)	MaxPeak (dBµV/m)	Average (dBµV/m)	Limit (dBµV/m)	Margin (dB)	Height (cm)	Pol	Azimuth (deg)	Corr. (dB/m)
---	---	---	---	---	---		---	---

EUT Information

EUT Name:	Dogness Smart GPS Tracker
Model:	C9
Test Mode:	BR_DH5_High channel
Order No/Sample No:	168543097/A004015294-002
Test Voltage:	Battery
Remark:	Temp 24 Humi:50%
Test Standard:	FCC 15.247
Tested By:	Kei Zhang
Reviewed By:	Terry Yin

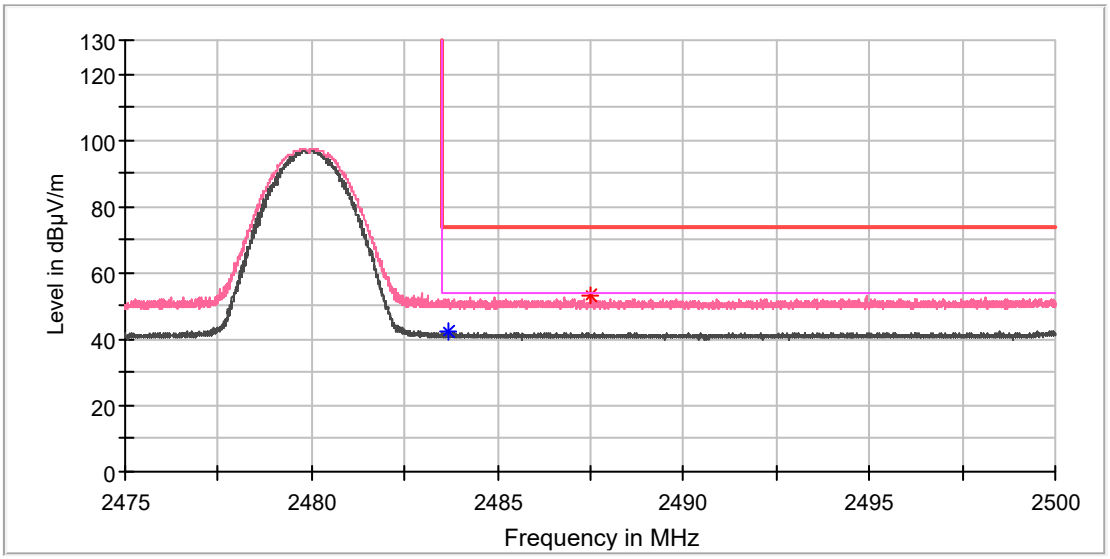

Critical_Freqs

Frequency (MHz)	MaxPeak (dBµV/m)	Average (dBµV/m)	Limit (dBµV/m)	Margin (dB)	Height (cm)	Pol	Azimuth (deg)	Corr. (dB/m)
2483.680147	---	42.23	54.00	11.77	150.0	V	0.0	9.0
2487.518382	53.08	---	74.00	20.92	150.0	V	354.0	9.0

Final_Result

Frequency (MHz)	MaxPeak (dBµV/m)	Average (dBµV/m)	Limit (dBµV/m)	Margin (dB)	Height (cm)	Pol	Azimuth (deg)	Corr. (dB/m)
---	---	---	---	---	---		---	---