Appendix Test Data

Report No.:	1814C40017012502	Test Sample No.:	1-2-2
Start Test Date:	2024.8.20	Finish Test Date:	2024.8.20
Test Engineer:	Jokes Wang	Auditor:	Justin Feng
Temperature:	24.5℃	Relative Humidity:	52%
Pressure:	101kPa		

Appendix A: 6dB Bandwidth

Test Result

TestMode	Antenna	Frequency[MHz]	6dB BW [MHz]	FL[MHz]	FH[MHz]	Limit[MHz]	Verdict
11B	Ant1	2412	7.600	2407.960	2415.560	0.5	PASS
11B	Ant1	2437	7.080	2433.440	2440.520	0.5	PASS
11B	Ant1	2462	7.560	2457.960	2465.520	0.5	PASS
11G	Ant1	2412	15.080	2404.440	2419.520	0.5	PASS
11G	Ant1	2437	15.000	2429.240	2444.240	0.5	PASS
11G	Ant1	2462	15.960	2453.800	2469.760	0.5	PASS
11N20SISO	Ant1	2412	13.160	2405.320	2418.480	0.5	PASS
11N20SISO	Ant1	2437	15.040	2429.480	2444.520	0.5	PASS
11N20SISO	Ant1	2462	15.080	2454.440	2469.520	0.5	PASS
11N40SISO	Ant1	2422	33.760	2404.480	2438.240	0.5	PASS
11N40SISO	Ant1	2437	35.120	2419.400	2454.520	0.5	PASS
11N40SISO	Ant1	2452	30.000	2436.960	2466.960	0.5	PASS

Test Graphs

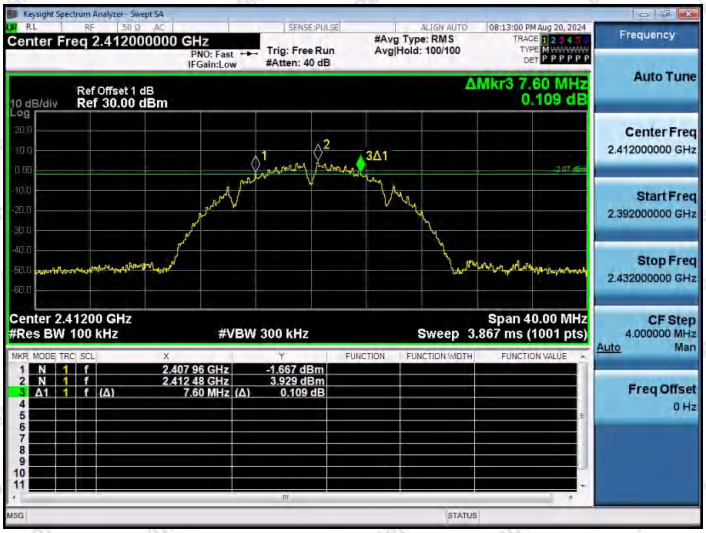

11B-Ant1-2412-PASS

11B-Ant1-2437-PASS

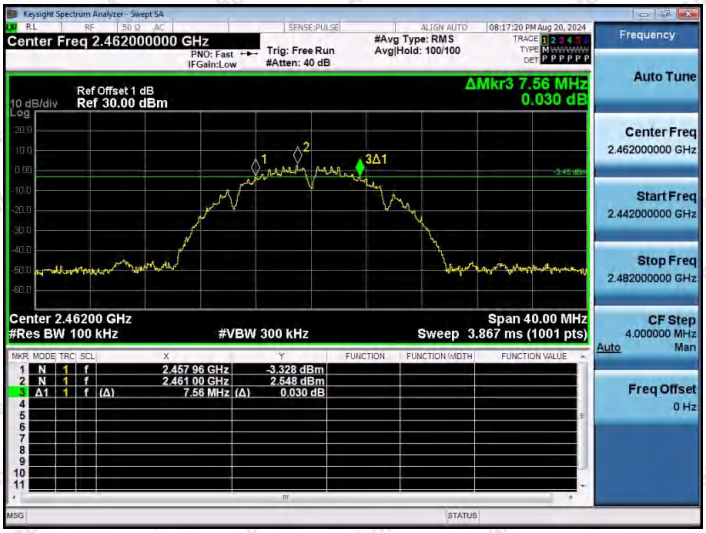

11B-Ant1-2462-PASS

11G-Ant1-2412-PASS

11G-Ant1-2437-PASS

11G-Ant1-2462-PASS

11N20SISO-Ant1-2412-PASS

11N20SISO-Ant1-2437-PASS

11N20SISO-Ant1-2462-PASS

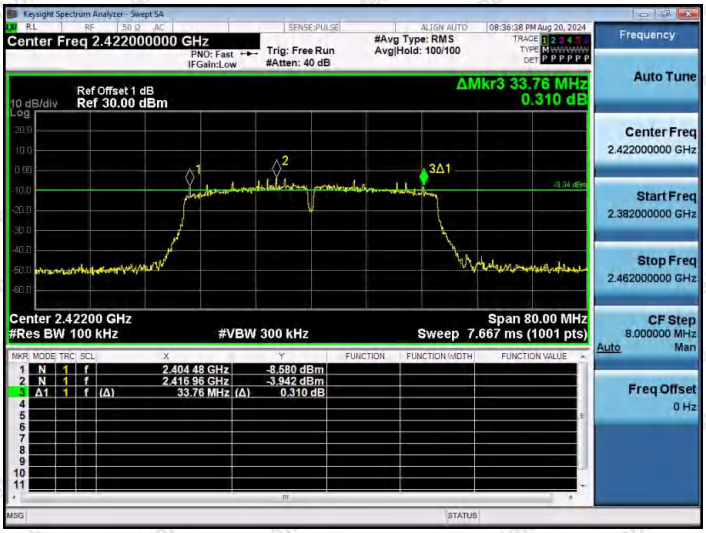

11N40SISO-Ant1-2422-PASS

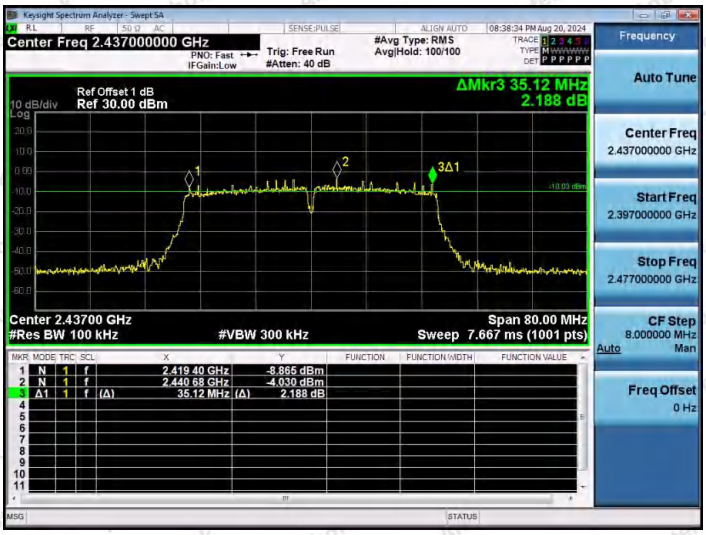

11N40SISO-Ant1-2437-PASS

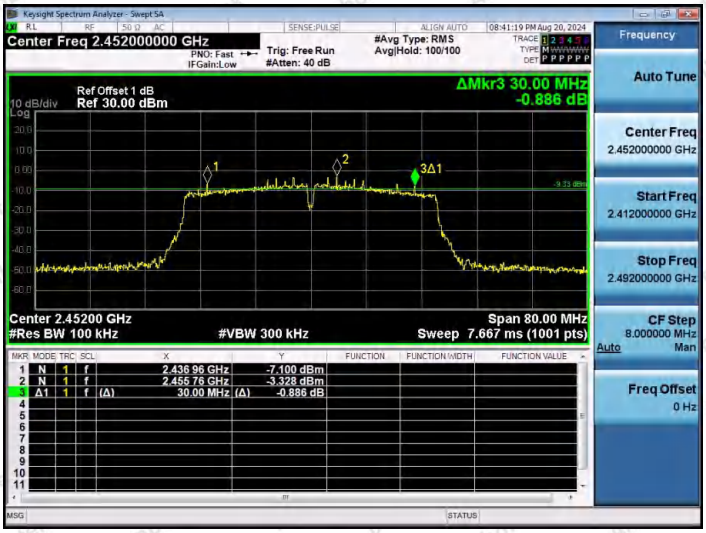

11N40SISO-Ant1-2452-PASS

Appendix B: 99% Occupied Bandwidth

Test Result

TestMode	Antenna	Channel Frequency[MHz]	OCB [MHz]	FL[MHz]	FH[MHz]
11B	Ant1	2412	12.479	2405.8581	2418.3371
11B	Ant1	2437	12.600	2430.7705	2443.3705
11B	Ant1	2462	12.486	2455.6327	2468.1187
11G	Ant1	2412	16.684	2403.7420	2420.4260
11G	Ant1	2437	16.641	2428.6775	2445.3185
11G	Ant1	2462	16.721	2453.5703	2470.2913
11N20SISO	Ant1	2412	17.649	2403.1971	2420.8461
11N20SISO	Ant1	2437	17.728	2428.1603	2445.8883
11N20SISO	Ant1	2462	17.718	2453.1043	2470.8223
11N40SISO	Ant1	2422	36.021	2404.1652	2440.1862
11N40SISO	Ant1	2437	36.167	2418.9685	2455.1355
11N40SISO	Ant1	2452	35.912	2434.0405	2469.9525

Test Graphs

11B-Ant1-2412

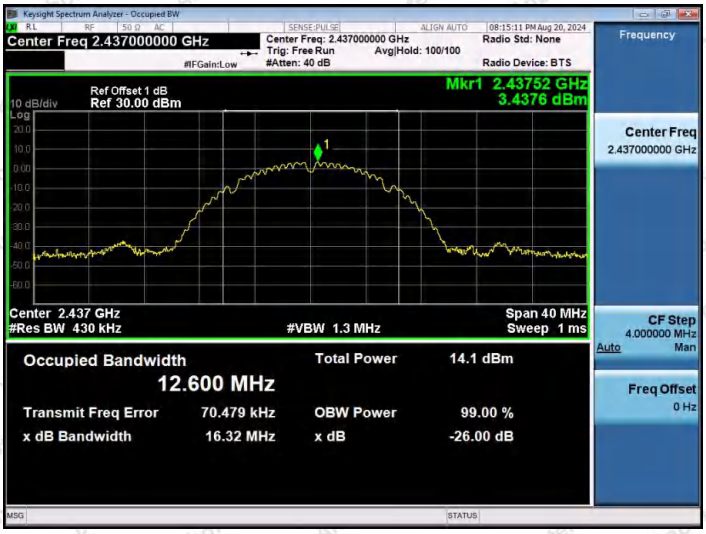

11B-Ant1-2437

11B-Ant1-2462

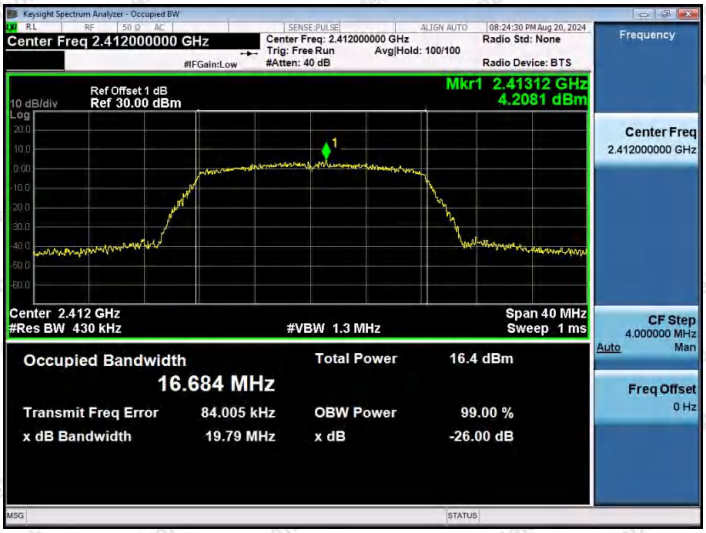

11G-Ant1-2412

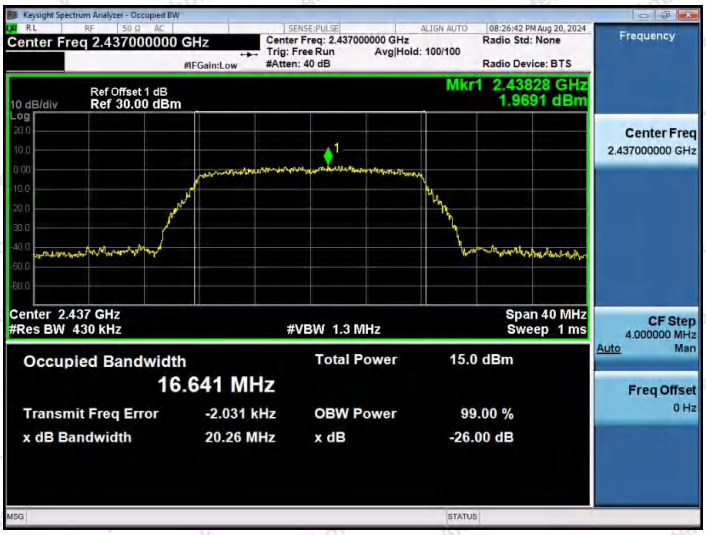

11G-Ant1-2437

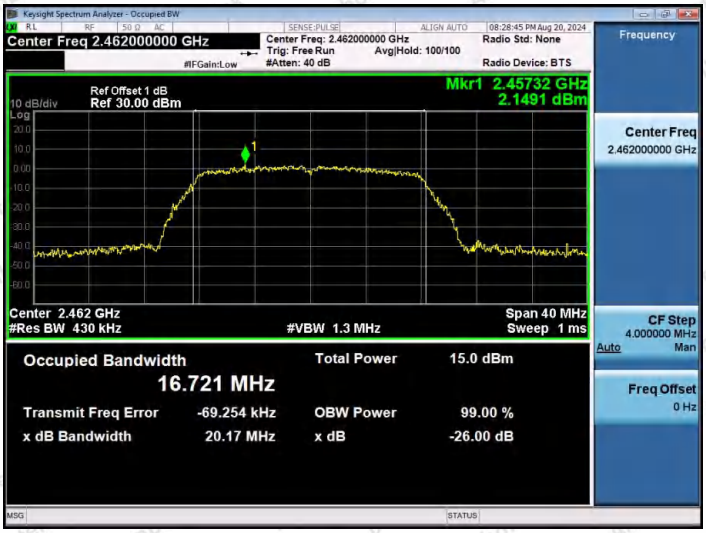

11G-Ant1-2462

11N20SISO-Ant1-2412

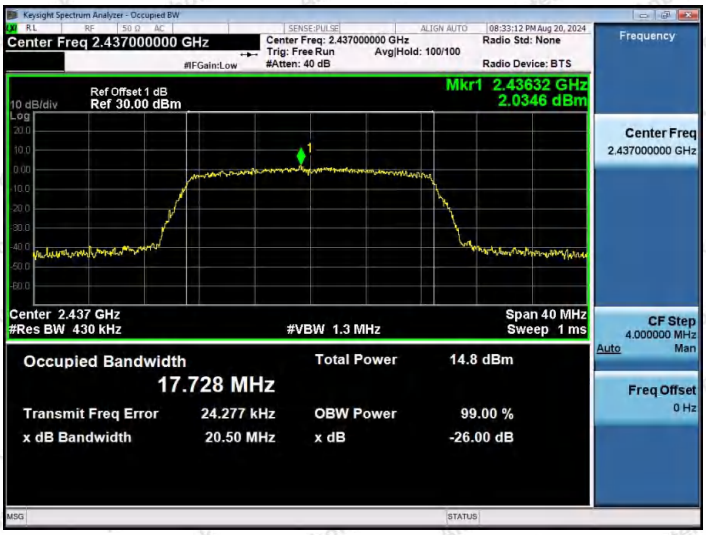

11N20SISO-Ant1-2437

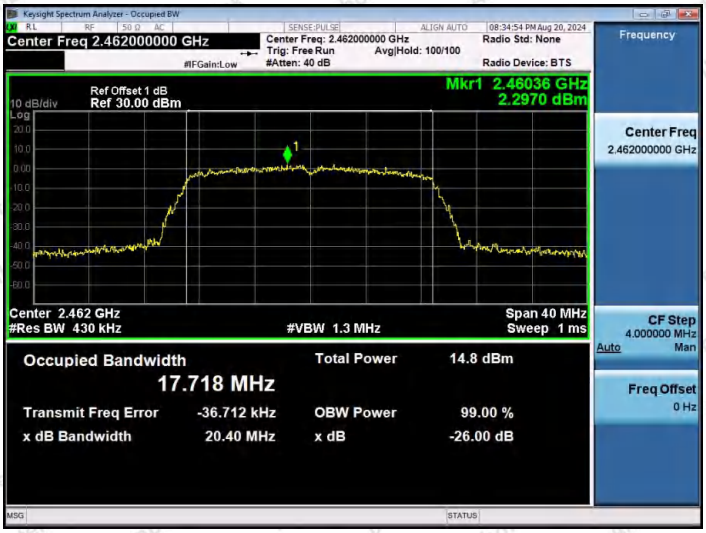

11N20SISO-Ant1-2462

11N40SISO-Ant1-2422

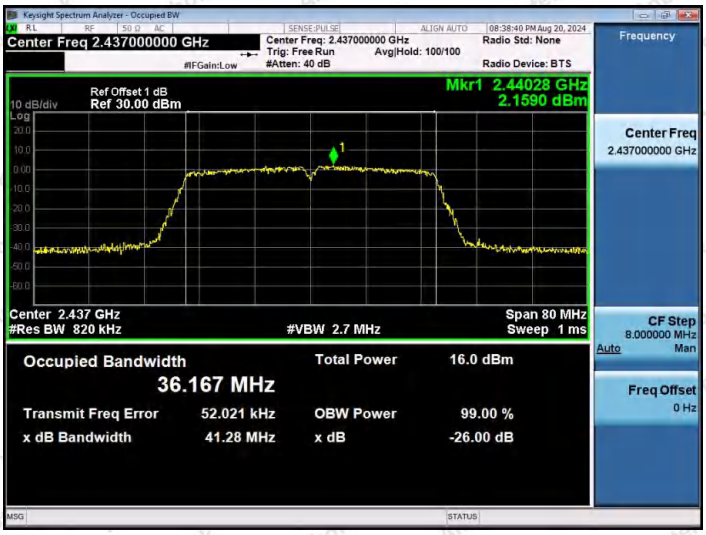

11N40SISO-Ant1-2437

11N40SISO-Ant1-2452

Appendix C: Maximum conducted output power

Test Result Average

Test Mode	Antenna	Frequency[MHz]	Average power [dBm]	Duty Cycle [%]	DC Factor [dB]	Result [dBm]	Limit [dBm]	Verdict
11B	Ant1	2412	13.95	94.05	0.27	14.22	≤30.00	PASS
11B	Ant1	2437	12.54	93.63	0.29	12.83	≤30.00	PASS
11B	Ant1	2462	12.26	93.95	0.27	12.53	≤30.00	PASS
11G	Ant1	2412	14.88	72.77	1.38	16.26	≤30.00	PASS
11G	Ant1	2437	13.39	72.16	1.42	14.81	≤30.00	PASS
11G	Ant1	2462	13.44	71.28	1.47	14.91	≤30.00	PASS
11N20SISO	Ant1	2412	14.58	69.89	1.56	16.14	≤30.00	PASS
11N20SISO	Ant1	2437	13.34	71.43	1.46	14.80	≤30.00	PASS
11N20SISO	Ant1	2462	13.15	69.52	1.58	14.73	≤30.00	PASS
11N40SISO	Ant1	2422	13.51	53.33	2.73	16.24	≤30.00	PASS
11N40SISO	Ant1	2437	13.61	55.08	2.59	16.20	≤30.00	PASS
11N40SISO	Ant1	2452	13.58	53.33	2.73	16.31	≤30.00	PASS

Note：The Duty Cycle Factor(10*log(1/D)) and cable loss are compensated in the graph.

Test Graphs Average

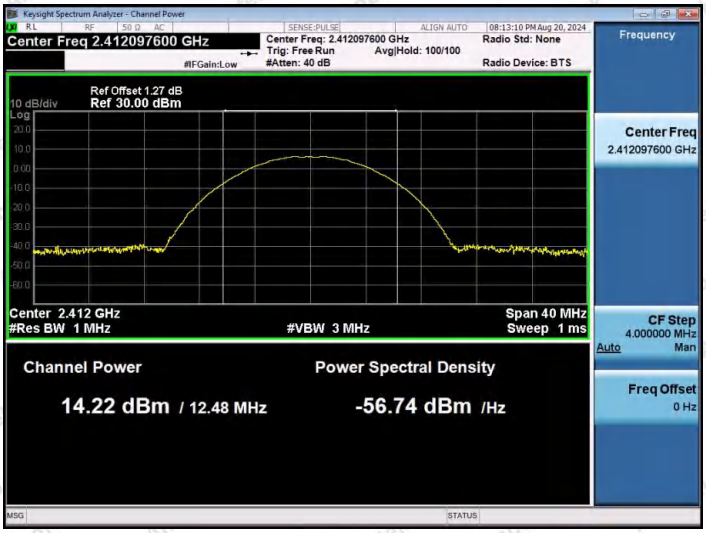

11B-Ant1-2412-PASS

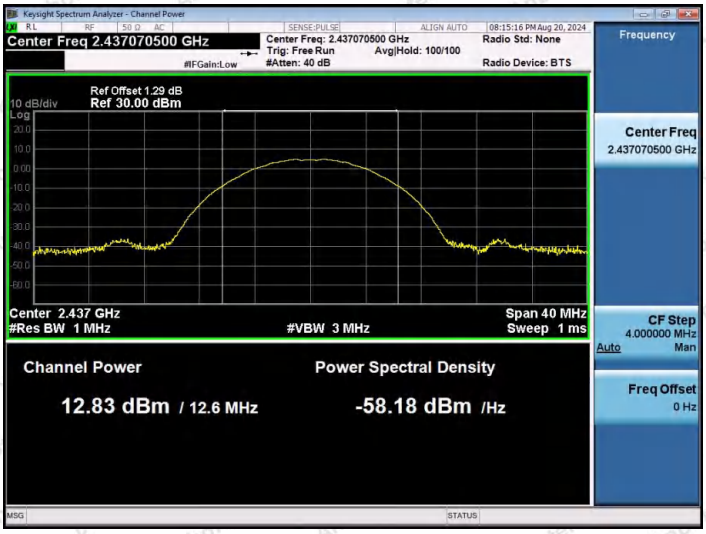

11B-Ant1-2437-PASS

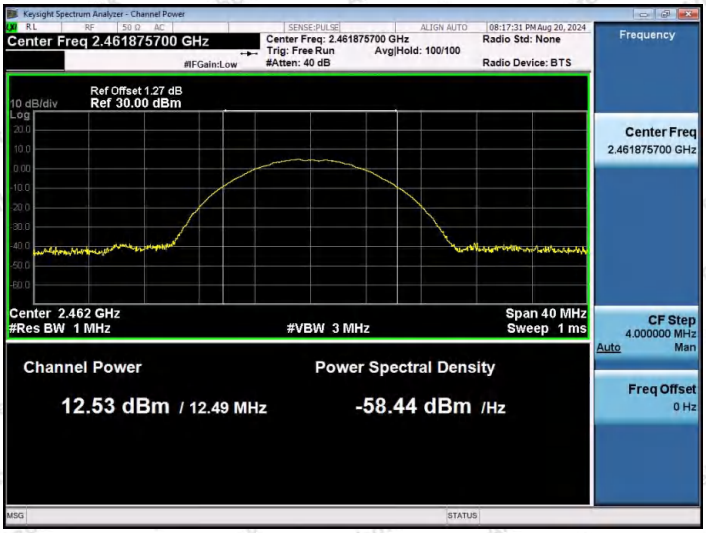

11B-Ant1-2462-PASS

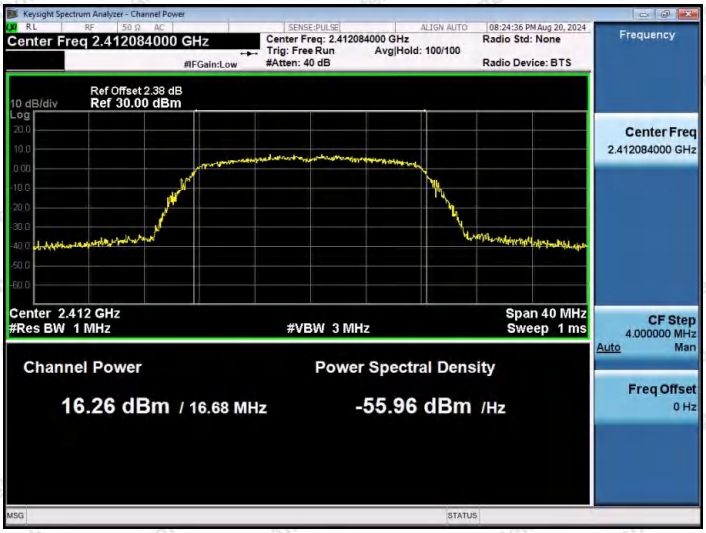

11G-Ant1-2412-PASS

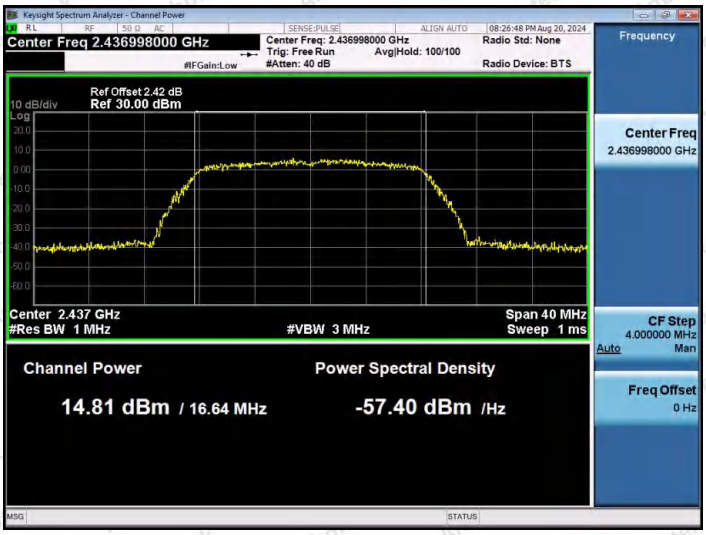

11G-Ant1-2437-PASS

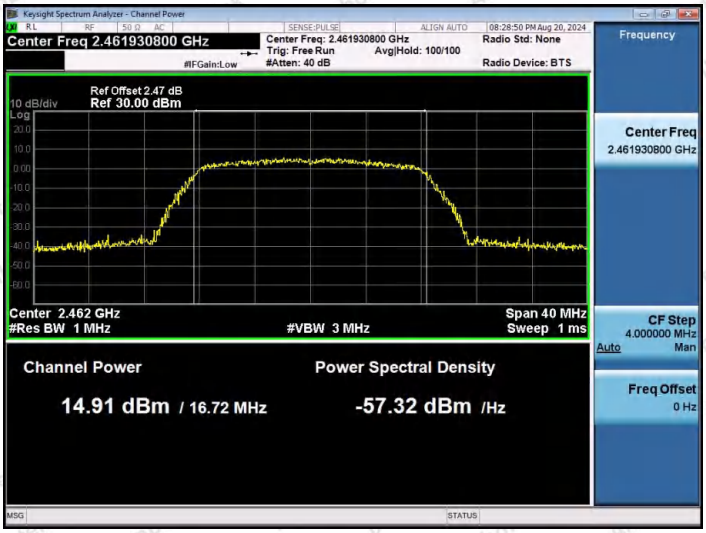

11G-Ant1-2462-PASS

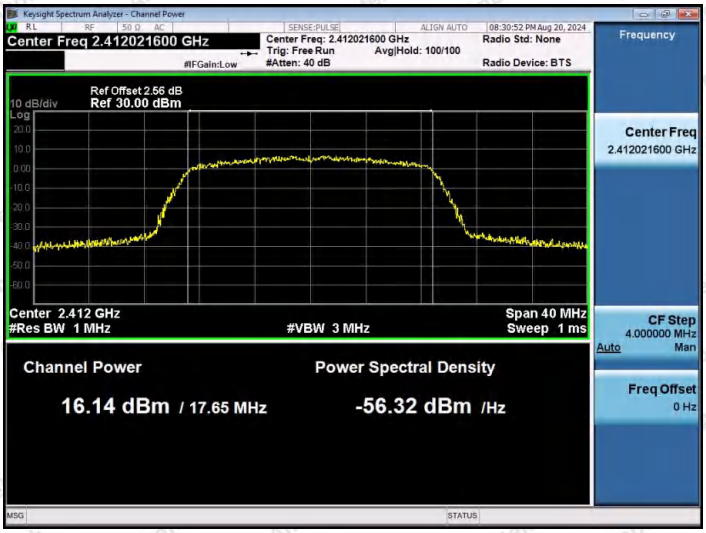

11N20SISO-Ant1-2412-PASS

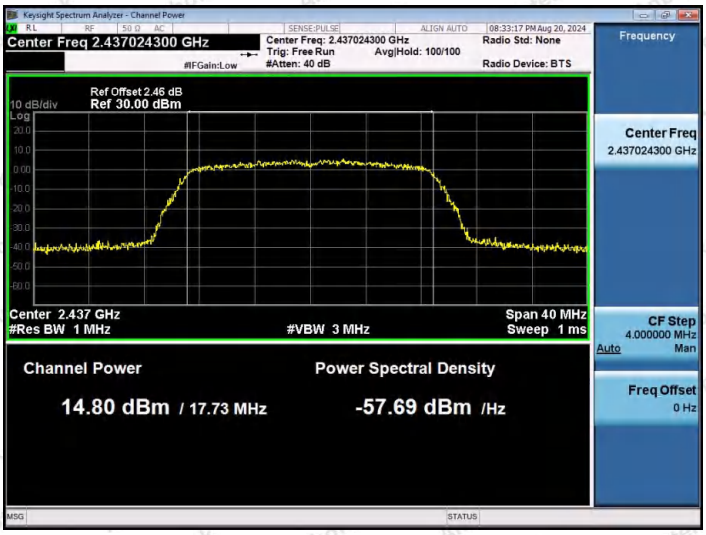

11N20SISO-Ant1-2437-PASS

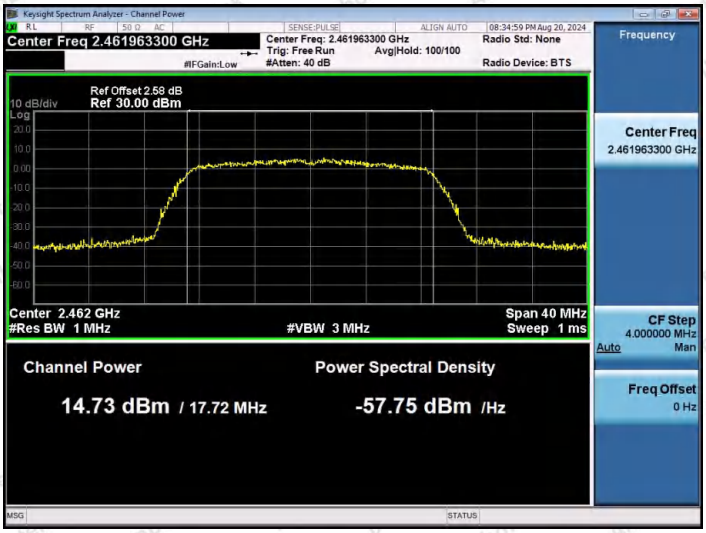

11N20SISO-Ant1-2462-PASS

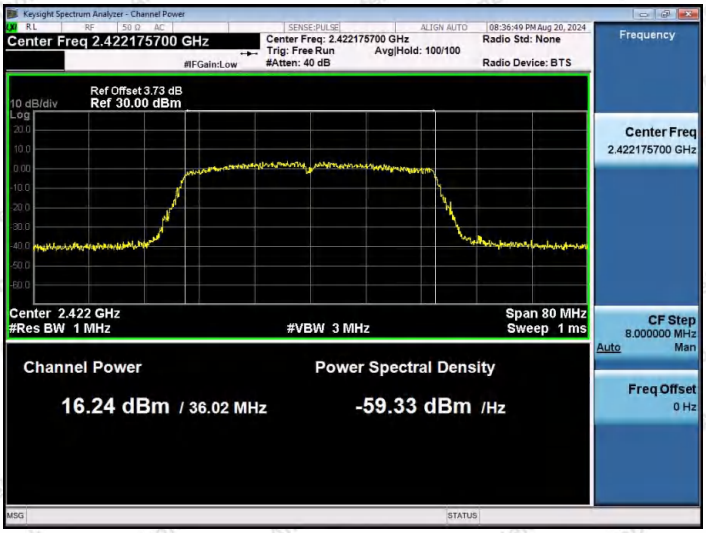

11N40SISO-Ant1-2422-PASS

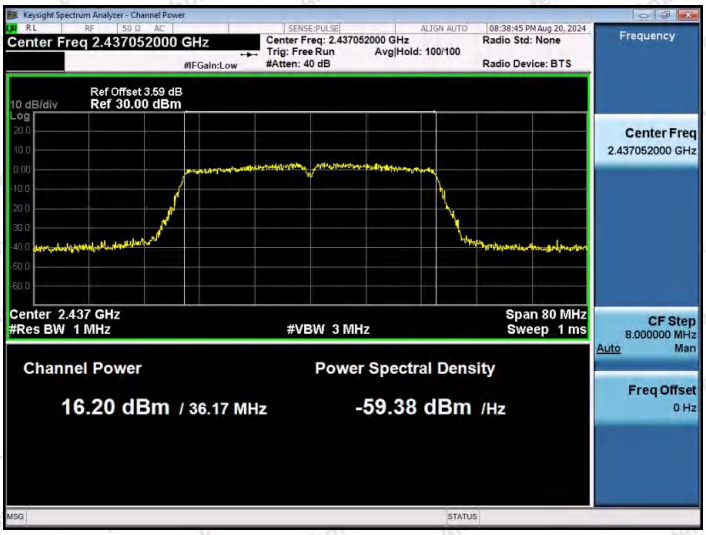

11N40SISO-Ant1-2437-PASS

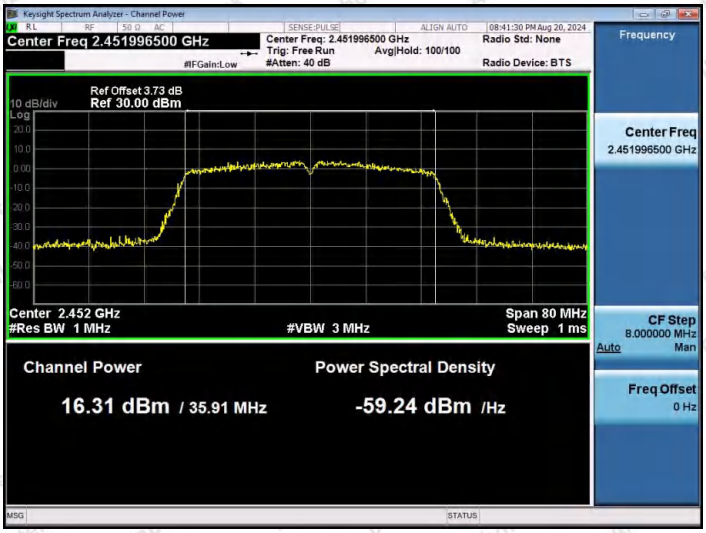

11N40SISO-Ant1-2452-PASS

Appendix D: Maximum power spectral density

Test Result

TestMode	Antenna	Frequency [MHz]	Result[dBm/30kHz]	Limit[dBm/3kHz]	Verdict
11B	Ant1	2412	-8.63	≤8.00	PASS
11B	Ant1	2437	-9.87	≤8.00	PASS
11B	Ant1	2462	-9.69	≤8.00	PASS
11G	Ant1	2412	-12.36	≤8.00	PASS
11G	Ant1	2437	-14.20	≤8.00	PASS
11G	Ant1	2462	-13.77	≤8.00	PASS
11N20SISO	Ant1	2412	-12.93	≤8.00	PASS
11N20SISO	Ant1	2437	-14.26	≤8.00	PASS
11N20SISO	Ant1	2462	-14.52	≤8.00	PASS
11N40SISO	Ant1	2422	-16.60	≤8.00	PASS
11N40SISO	Ant1	2437	-16.87	≤8.00	PASS
11N40SISO	Ant1	2452	-15.96	≤8.00	PASS

Note：

1. The Duty Cycle Factor(10*log(1/D)) and cable loss are compensated in the graph.
2. PSD(dBm/3kHz)= PSD(dBm/30kHz)- (10*log(30/3))

Test Graphs

11B-Ant1-2412-PASS

11B-Ant1-2437-PASS

11B-Ant1-2462-PASS

11G-Ant1-2412-PASS

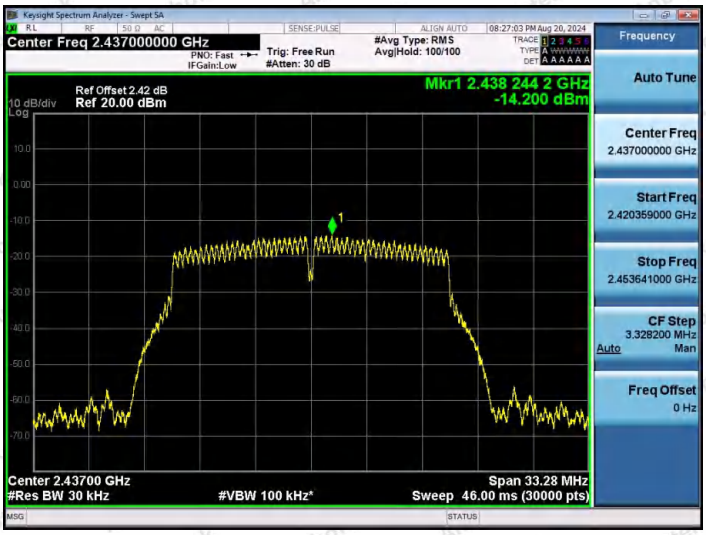

11G-Ant1-2437-PASS

11G-Ant1-2462-PASS

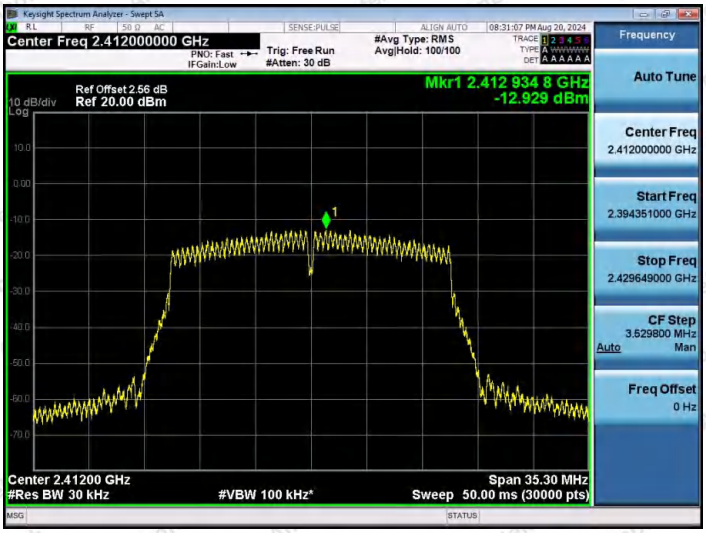

11N20SISO-Ant1-2412-PASS

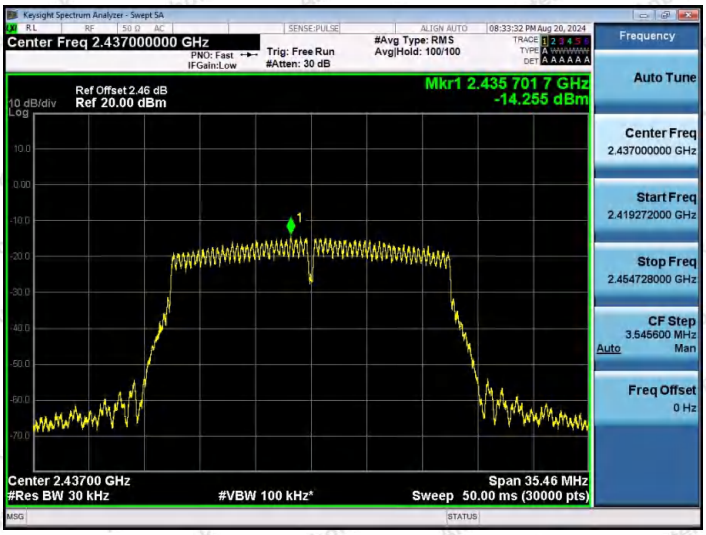

11N20SISO-Ant1-2437-PASS

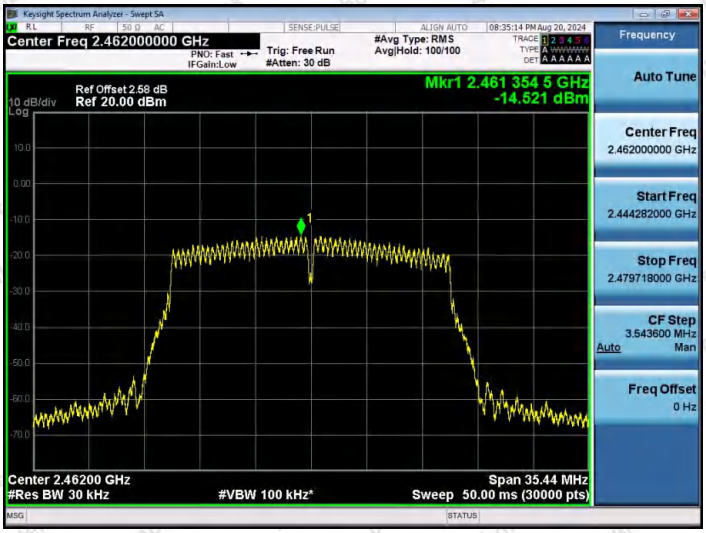

11N20SISO-Ant1-2462-PASS

11N40SISO-Ant1-2422-PASS

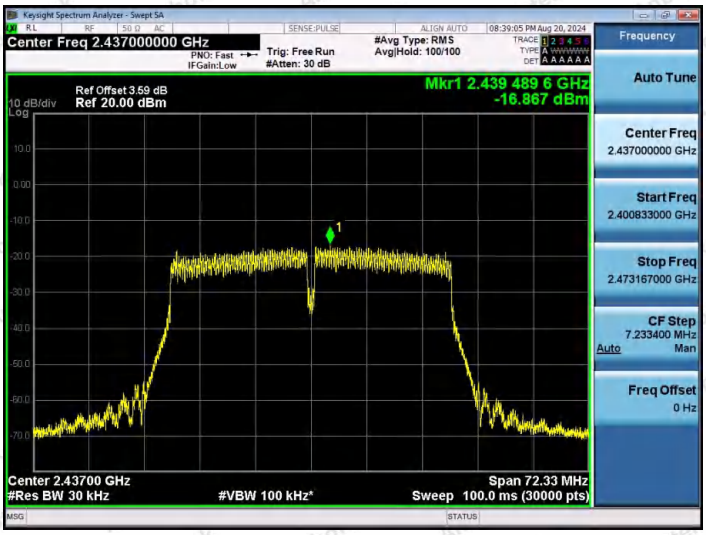

11N40SISO-Ant1-2437-PASS

11N40SISO-Ant1-2452-PASS

Appendix E: Conducted Band edge

Test Result

TestMode	Antenna	ChName	Frequency[MHz]	RefLevel[dBm]	Result[dBm]	Limit[dBm]	Verdict
11B	Ant1	Low	2412	3.94	-49.95	≤-26.06	PASS
11B	Ant1	High	2462	2.83	-56.82	≤-27.18	PASS
11G	Ant1	Low	2412	-0.33	-44.6	≤-30.33	PASS
11G	Ant1	High	2462	-1.95	-54.12	≤-31.95	PASS
11N20SISO	Ant1	Low	2412	0.05	-42.75	≤-29.96	PASS
11N20SISO	Ant1	High	2462	-1.39	-53.19	≤-31.39	PASS
11N40SISO	Ant1	Low	2422	-4.27	-46.6	≤-34.27	PASS
11N40SISO	Ant1	High	2452	-3.47	-48.4	≤-33.47	PASS

Test Graphs

11B-Ant1-2412-PASS

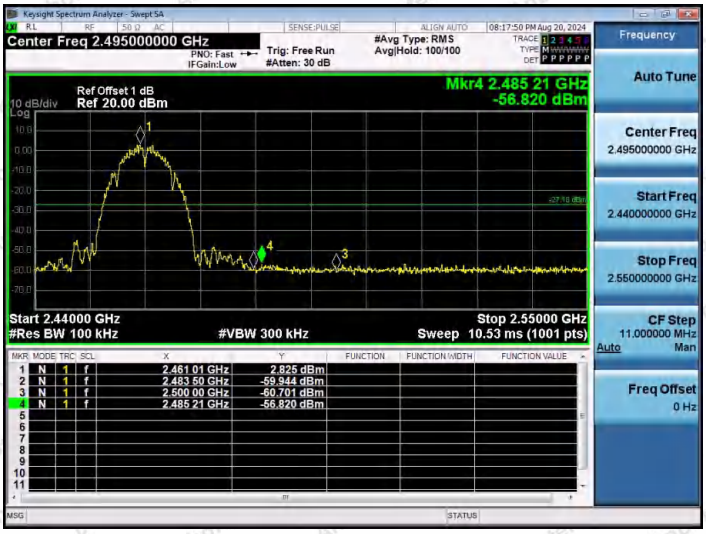

11B-Ant1-2462-PASS

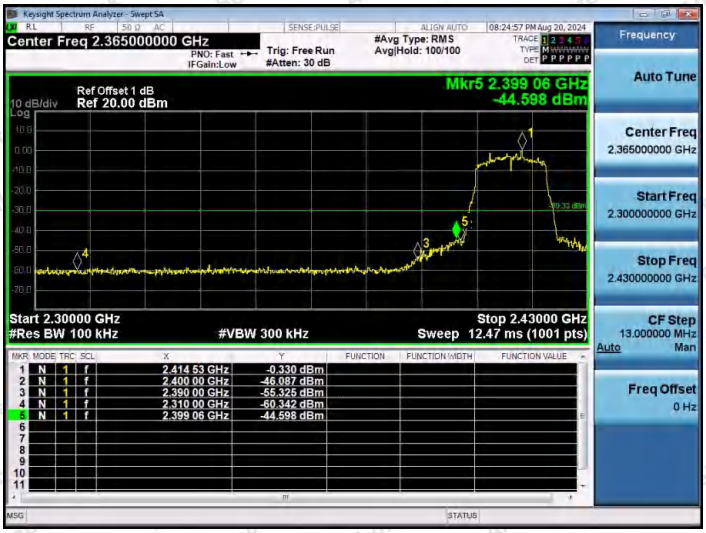

11G-Ant1-2412-PASS

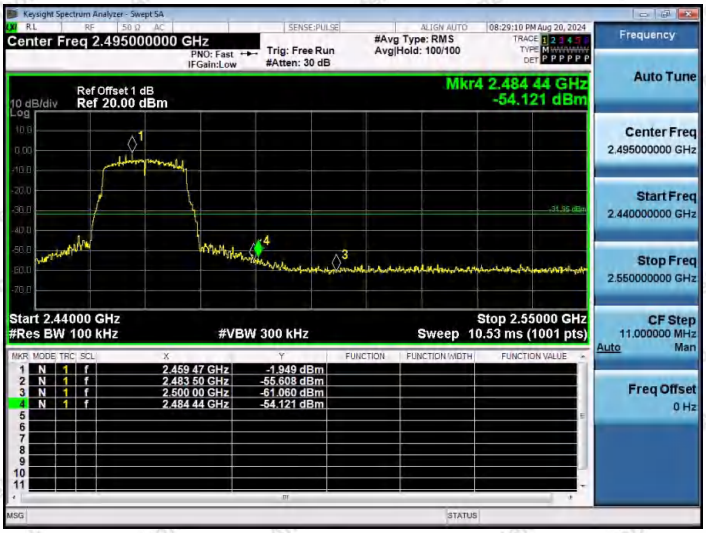

11G-Ant1-2462-PASS

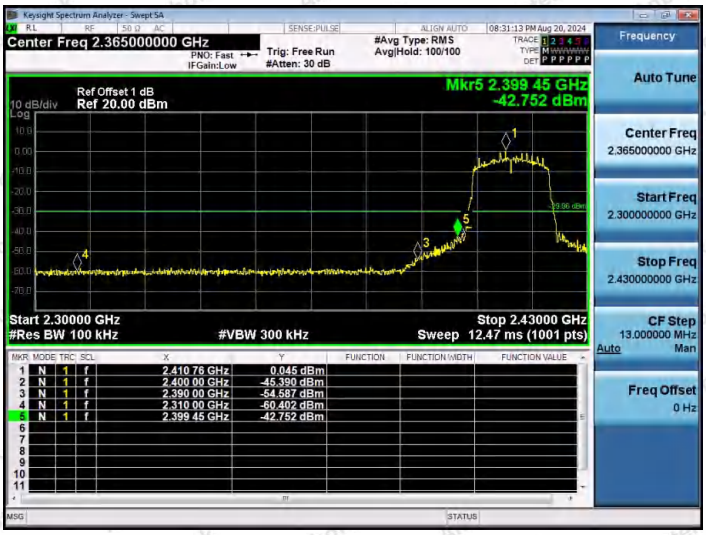

11N20SISO-Ant1-2412-PASS

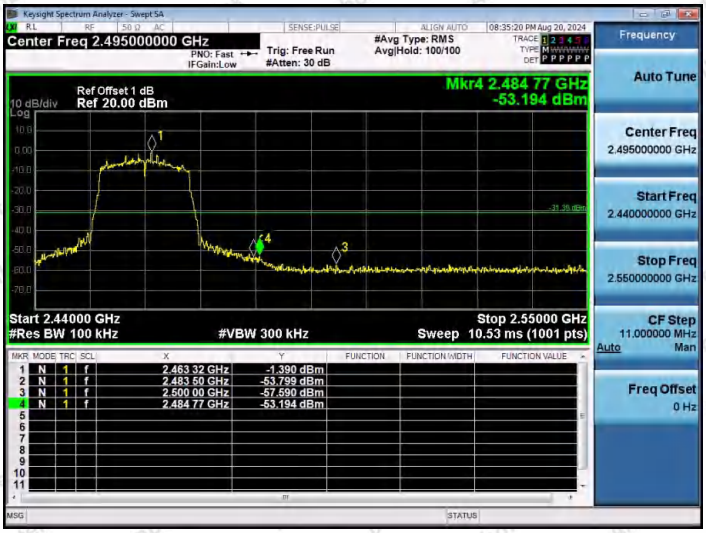

11N20SISO-Ant1-2462-PASS

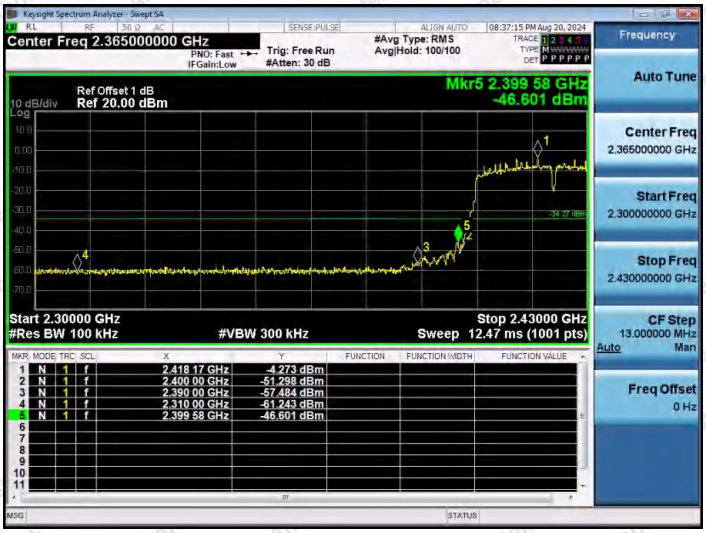

11N40SISO-Ant1-2422-PASS

11N40SISO-Ant1-2452-PASS

Appendix F: Conducted Spurious Emission

Test Result

TestMode	Antenna	Frequency[MHz]	FreqRange [Mhz]	RefLevel [dBm]	Result [dBm]	Limit [dBm]	Verdict
11B	Ant1	2412	0~Reference	4.19	4.19	---	PASS
11B	Ant1	2412	30~1000	4.19	-68.75	≤-25.81	PASS
11B	Ant1	2412	1000~26500	4.19	-48.38	≤-25.81	PASS
11B	Ant1	2437	0~Reference	2.24	2.24	---	PASS
11B	Ant1	2437	30~1000	2.24	-68.56	≤-27.76	PASS
11B	Ant1	2437	1000~26500	2.24	-51.5	≤-27.76	PASS
11B	Ant1	2462	0~Reference	2.13	2.13	---	PASS
11B	Ant1	2462	30~1000	2.13	-69.17	≤-27.87	PASS
11B	Ant1	2462	1000~26500	2.13	-50.1	≤-27.87	PASS
11G	Ant1	2412	0~Reference	-3.72	-3.72	---	PASS
11G	Ant1	2412	30~1000	-3.72	-69	≤-33.72	PASS
11G	Ant1	2412	1000~26500	-3.72	-53.47	≤-33.72	PASS
11G	Ant1	2437	0~Reference	-2.49	-2.49	---	PASS
11G	Ant1	2437	30~1000	-2.49	-69.03	≤-32.49	PASS
11G	Ant1	2437	1000~26500	-2.49	-53.37	≤-32.49	PASS
11G	Ant1	2462	0~Reference	-5.15	-5.15	---	PASS
11G	Ant1	2462	30~1000	-5.15	-69.12	≤-35.15	PASS
11G	Ant1	2462	1000~26500	-5.15	-52.51	≤-35.15	PASS
11N20SISO	Ant1	2412	0~Reference	-3.91	-3.91	---	PASS
11N20SISO	Ant1	2412	30~1000	-3.91	-68.91	≤-33.91	PASS
11N20SISO	Ant1	2412	1000~26500	-3.91	-53.43	≤-33.91	PASS
11N20SISO	Ant1	2437	0~Reference	-5.32	-5.32	---	PASS
11N20SISO	Ant1	2437	30~1000	-5.32	-68.55	≤-35.32	PASS
11N20SISO	Ant1	2437	1000~26500	-5.32	-53.67	≤-35.32	PASS
11N20SISO	Ant1	2462	0~Reference	-5.09	-5.09	---	PASS
11N20SISO	Ant1	2462	30~1000	-5.09	-68.73	≤-35.09	PASS
11N20SISO	Ant1	2462	1000~26500	-5.09	-53.67	≤-35.09	PASS
11N40SISO	Ant1	2422	0~Reference	-4.17	-4.17	---	PASS
11N40SISO	Ant1	2422	30~1000	-4.17	-69.44	≤-34.17	PASS
11N40SISO	Ant1	2422	1000~26500	-4.17	-52.9	≤-34.17	PASS
11N40SISO	Ant1	2437	0~Reference	-5.78	-5.78	---	PASS
11N40SISO	Ant1	2437	30~1000	-5.78	-69.26	≤-35.78	PASS
11N40SISO	Ant1	2437	1000~26500	-5.78	-54.08	≤-35.78	PASS
11N40SISO	Ant1	2452	0~Reference	-4.17	-4.17	---	PASS
11N40SISO	Ant1	2452	30~1000	-4.17	-68.97	≤-34.17	PASS
11N40SISO	Ant1	2452	1000~26500	-4.17	-53.51	≤-34.17	PASS

Test Graphs

11B-Ant1-2412-0~Reference-PASS

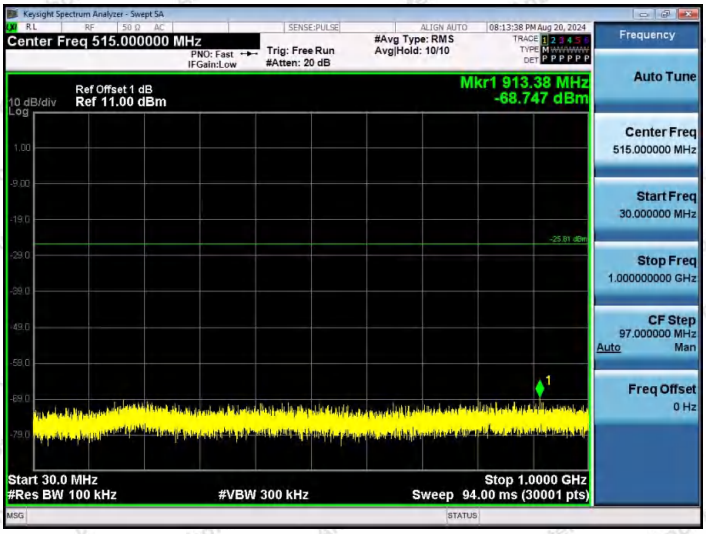

11B-Ant1-2412-30~1000-PASS

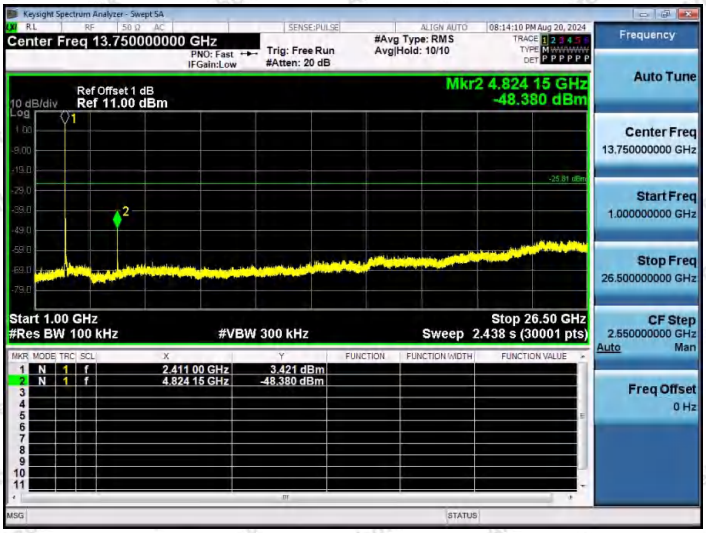

11B-Ant1-2412-1000~26500-PASS

11B-Ant1-2437-0~Reference-PASS

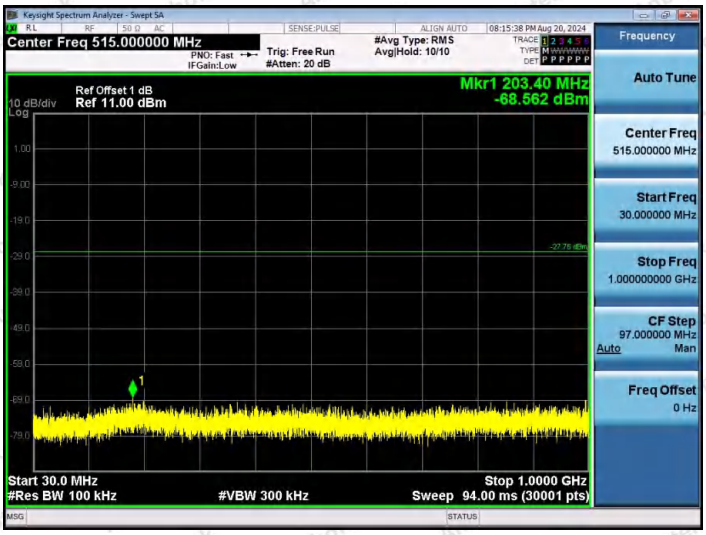

11B-Ant1-2437-30~1000-PASS

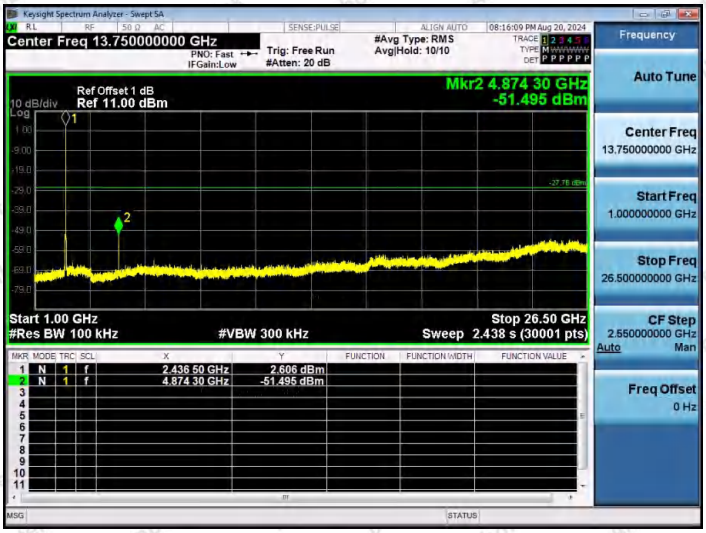

11B-Ant1-2437-1000~26500-PASS

11B-Ant1-2462-0~Reference-PASS

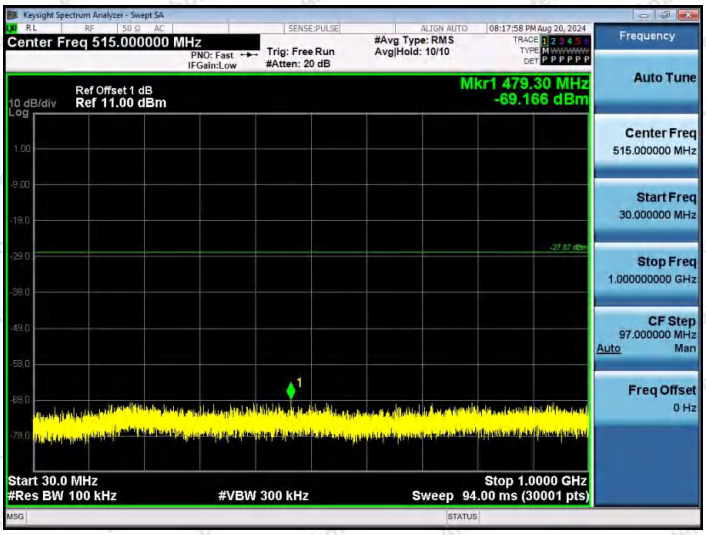

11B-Ant1-2462-30~1000-PASS

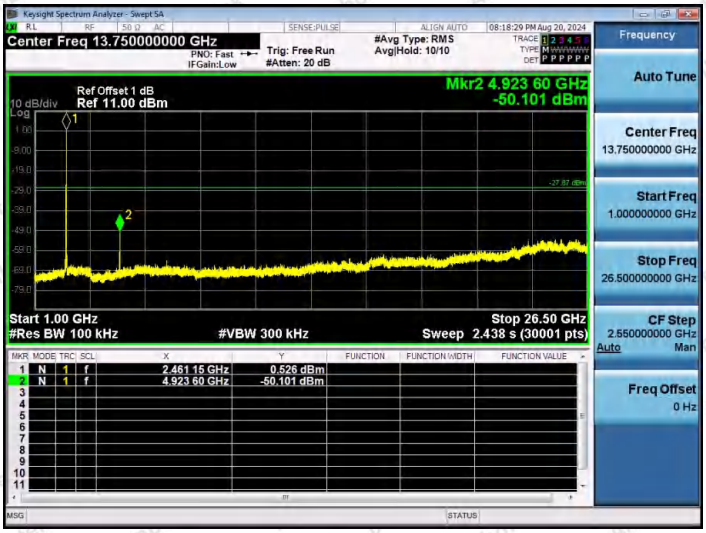

11B-Ant1-2462-1000~26500-PASS

11G-Ant1-2412-0~Reference-PASS

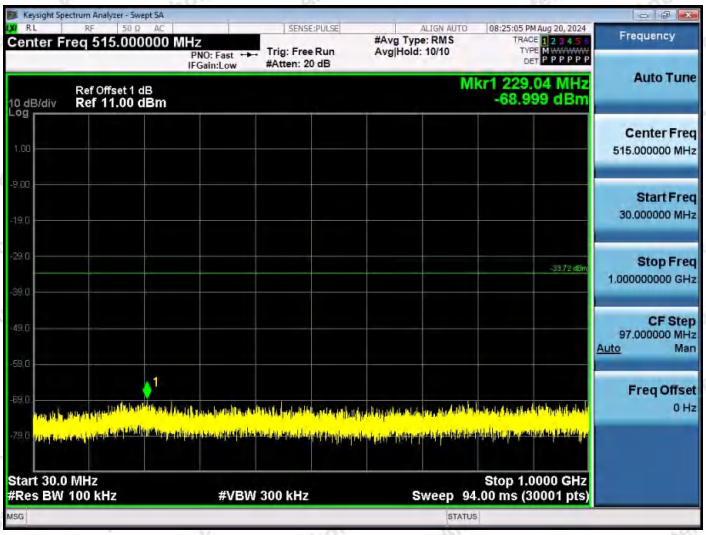

11G-Ant1-2412-30~1000-PASS

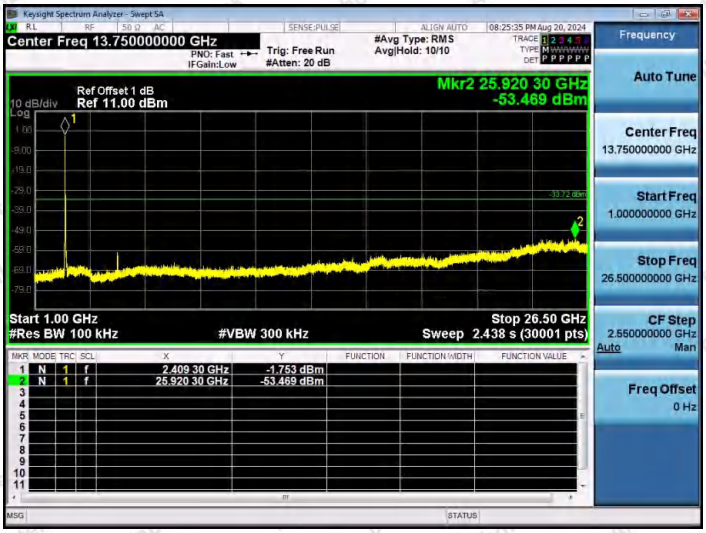

11G-Ant1-2412-1000~26500-PASS

11G-Ant1-2437-0~Reference-PASS

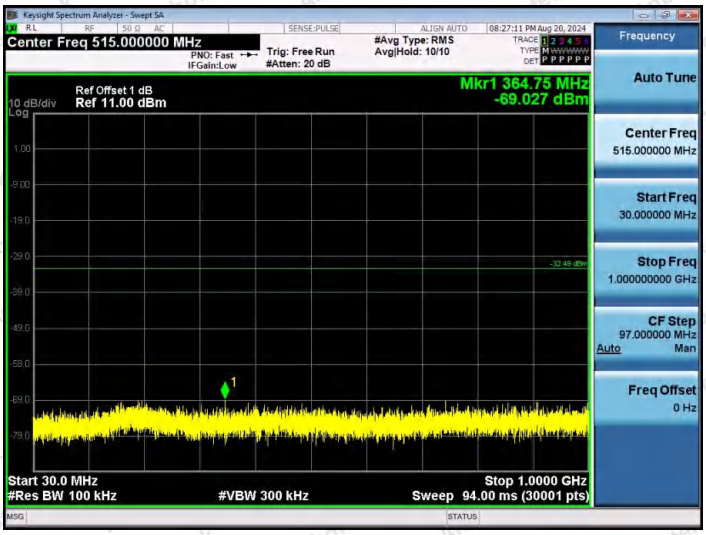

11G-Ant1-2437-30~1000-PASS

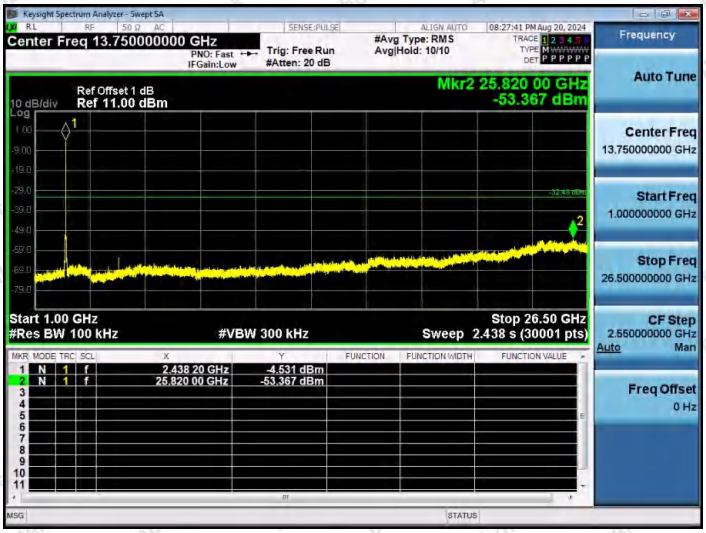

11G-Ant1-2437-1000~26500-PASS

11G-Ant1-2462-0~Reference-PASS

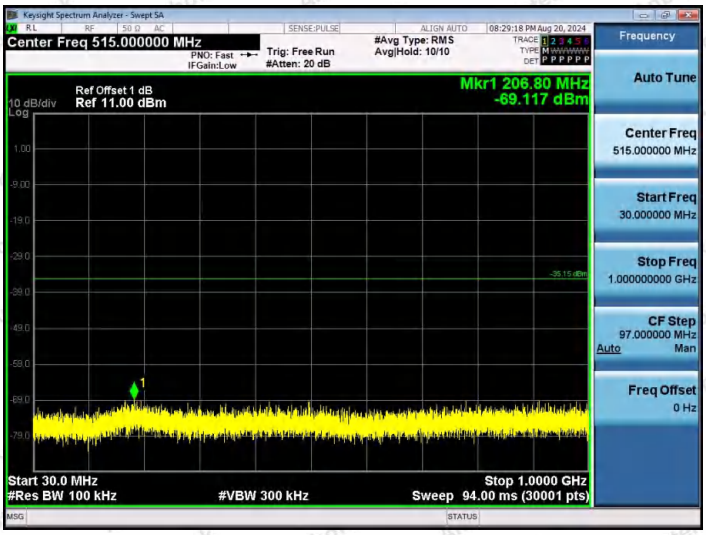

11G-Ant1-2462-30~1000-PASS

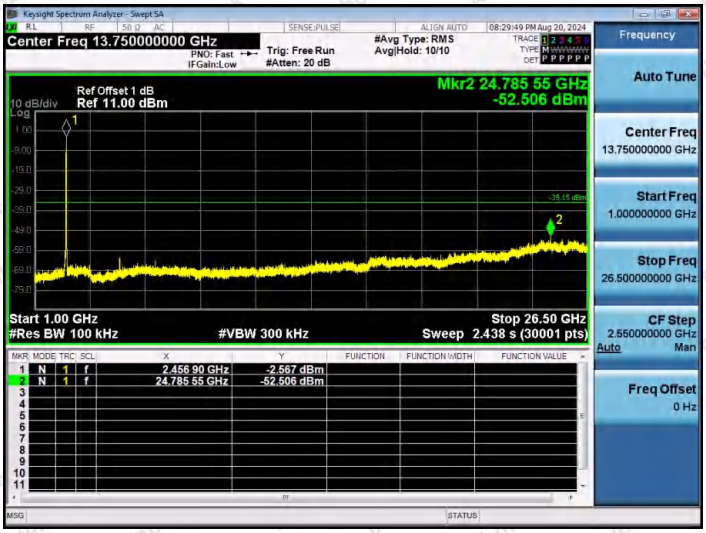

11G-Ant1-2462-1000~26500-PASS

11N20SISO-Ant1-2412-0~Reference-PASS

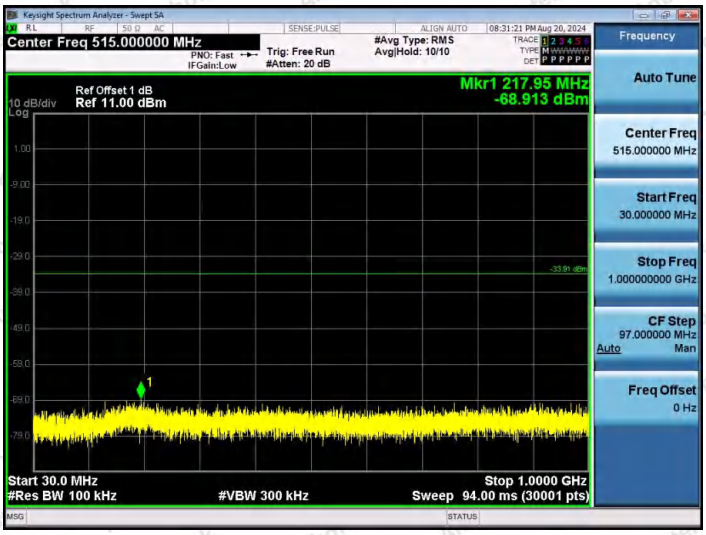

11N20SISO-Ant1-2412-30~1000-PASS

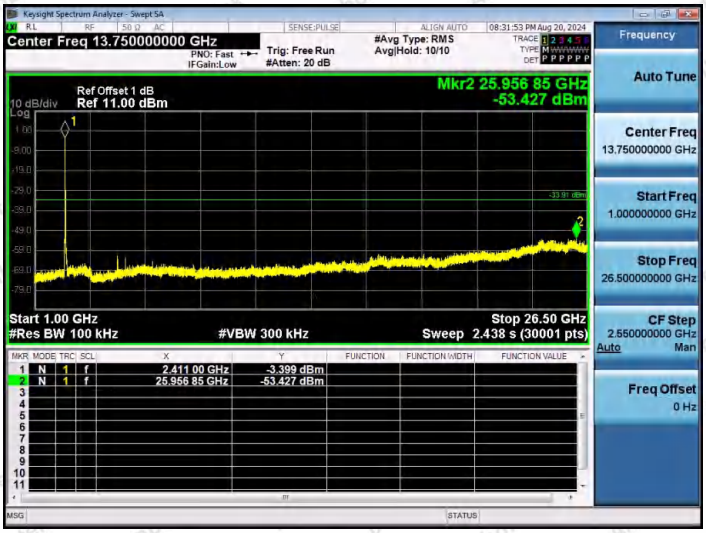

11N20SISO-Ant1-2412-1000~26500-PASS

11N20SISO-Ant1-2437-0~Reference-PASS

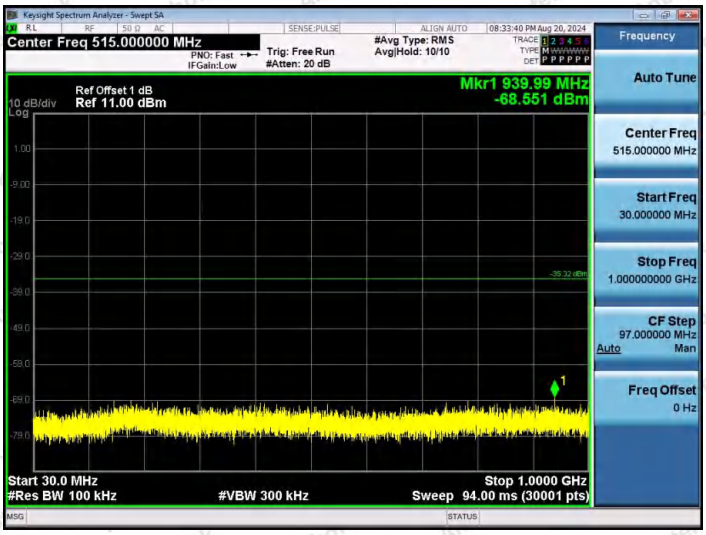

11N20SISO-Ant1-2437-30~1000-PASS

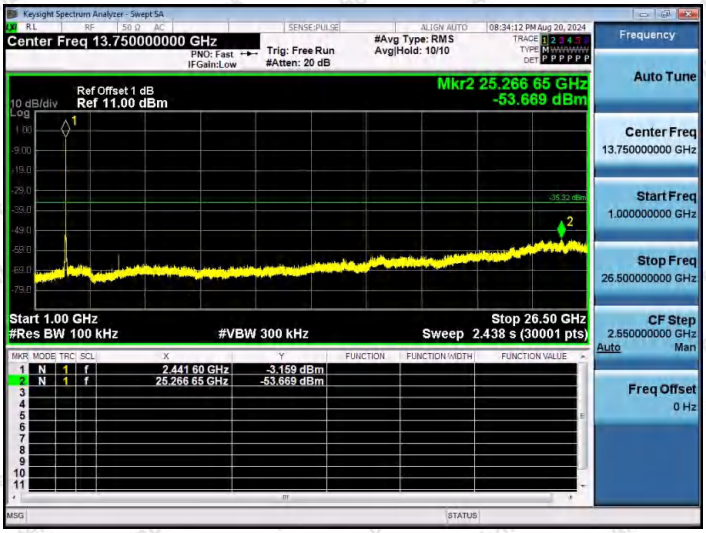

11N20SISO-Ant1-2437-1000~26500-PASS

11N20SISO-Ant1-2462-0~Reference-PASS

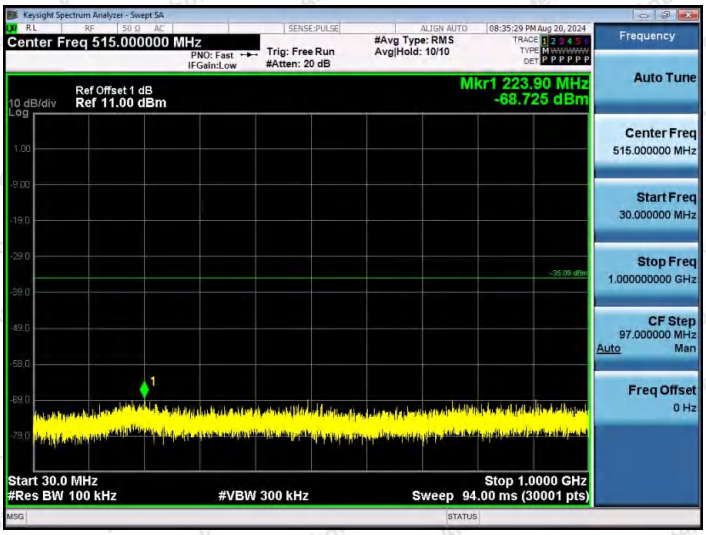

11N20SISO-Ant1-2462-30~1000-PASS

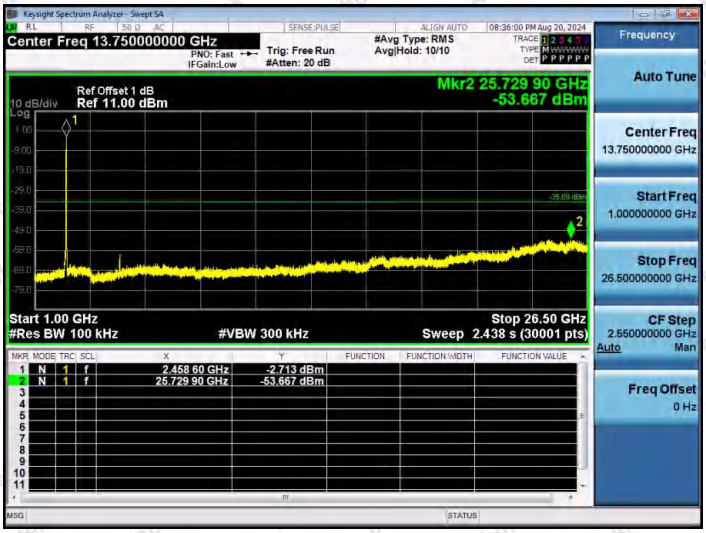

11N20SISO-Ant1-2462-1000~26500-PASS

11N40SISO-Ant1-2422-0~Reference-PASS

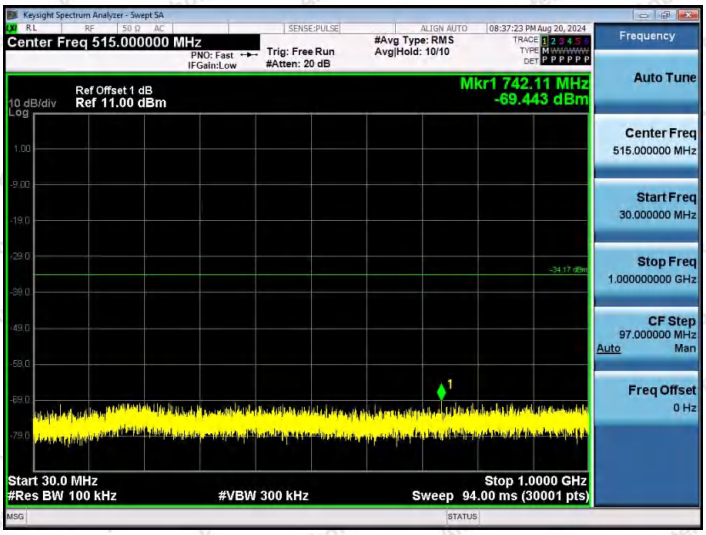

11N40SISO-Ant1-2422-30~1000-PASS

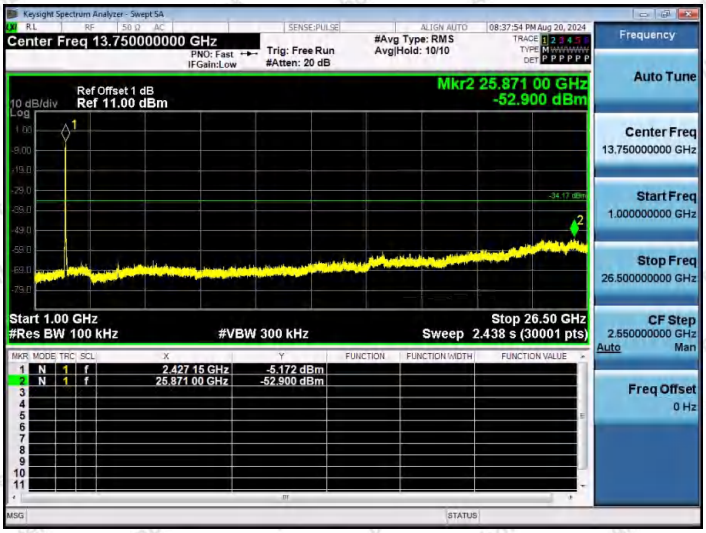

11N40SISO-Ant1-2422-1000~26500-PASS

11N40SISO-Ant1-2437-0~Reference-PASS

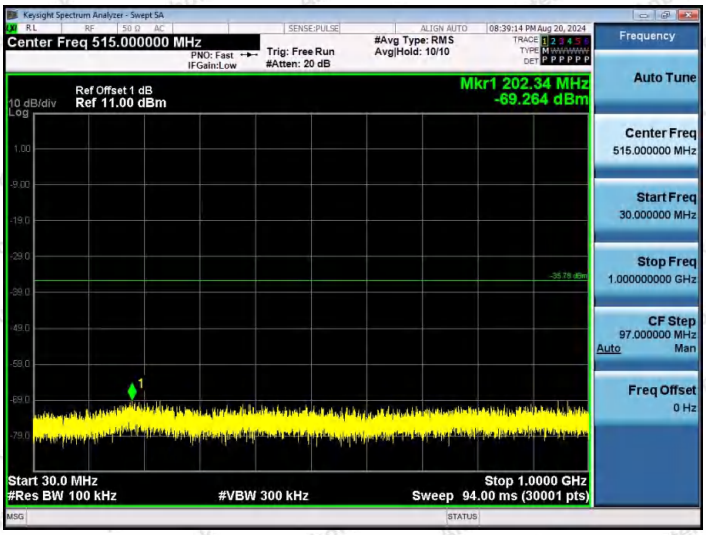

11N40SISO-Ant1-2437-30~1000-PASS

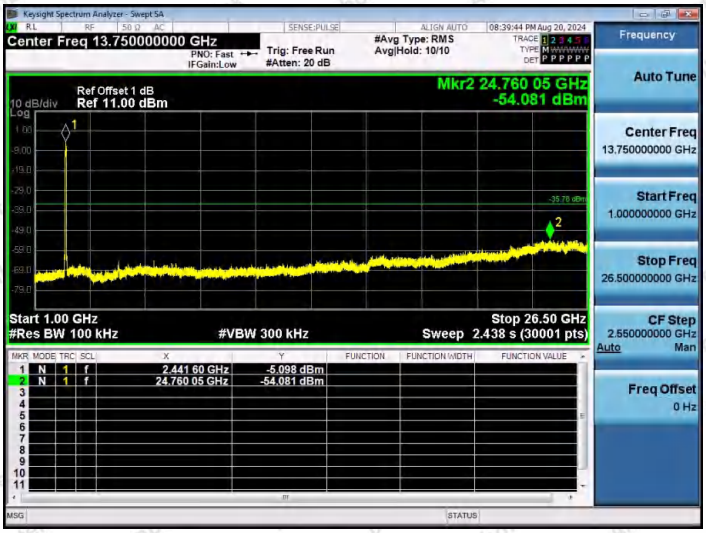

11N40SISO-Ant1-2437-1000~26500-PASS

11N40SISO-Ant1-2452-0~Reference-PASS

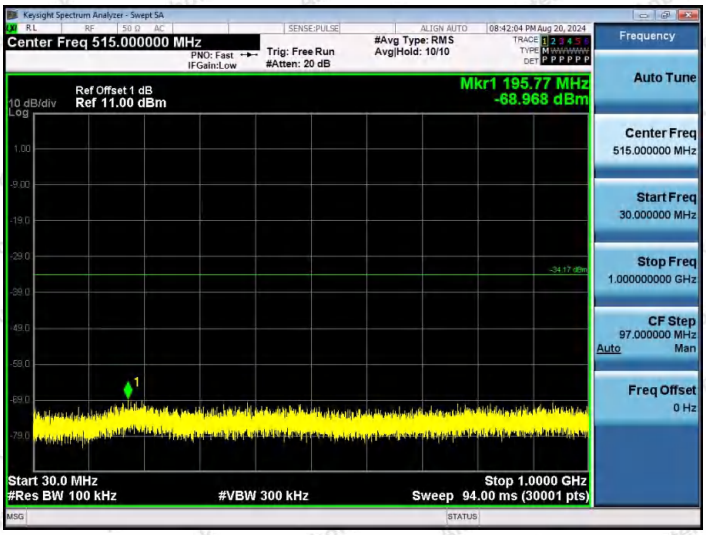

11N40SISO-Ant1-2452-30~1000-PASS

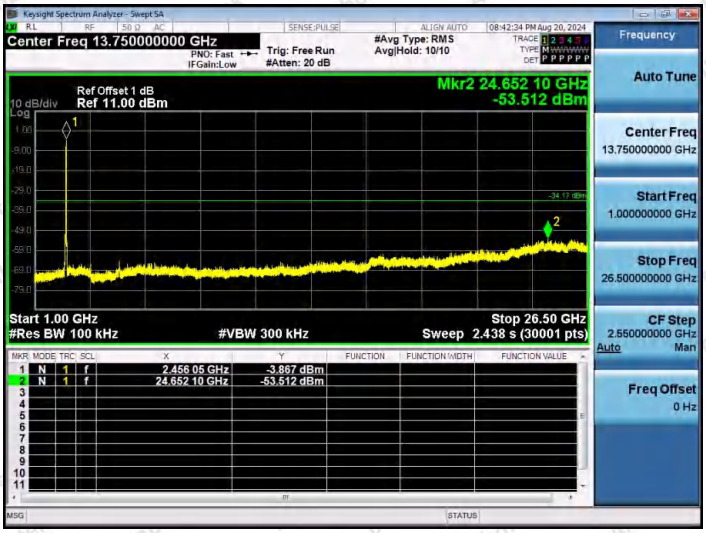

11N40SISO-Ant1-2452-1000~26500-PASS

Appendix G: Duty Cycle

Test Result

TestMode	Antenna	Frequency[MHz]	Transmission Duration [ms]	Transmission Period [ms]	Duty Cycle [%]	Factor
11B	Ant1	2412	8.38	8.91	94.05	0.27
11B	Ant1	2437	8.38	8.95	93.63	0.29
11B	Ant1	2462	8.38	8.92	93.95	0.27
11G	Ant1	2412	1.39	1.91	72.77	1.38
11G	Ant1	2437	1.40	1.94	72.16	1.42
11G	Ant1	2462	1.39	1.95	71.28	1.47
11N20SISO	Ant1	2412	1.30	1.86	69.89	1.56
11N20SISO	Ant1	2437	1.30	1.82	71.43	1.46
11N20SISO	Ant1	2462	1.30	1.87	69.52	1.58
11N40SISO	Ant1	2422	0.64	1.20	53.33	2.73
11N40SISO	Ant1	2437	0.65	1.18	55.08	2.59
11N40SISO	Ant1	2452	0.64	1.20	53.33	2.73

Test Graphs

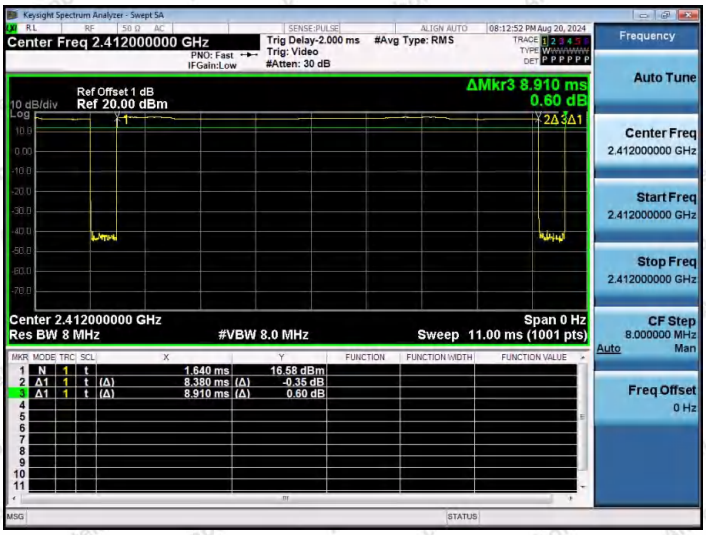

NTNV-11B-Ant1-2412

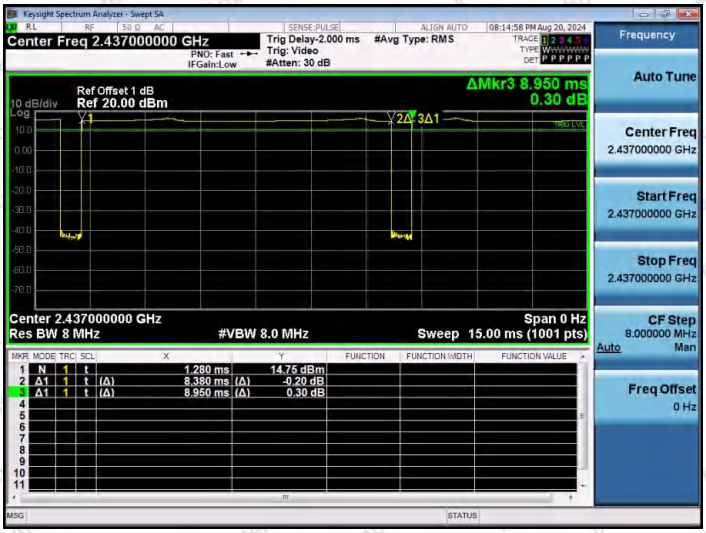

NTNV-11B-Ant1-2437

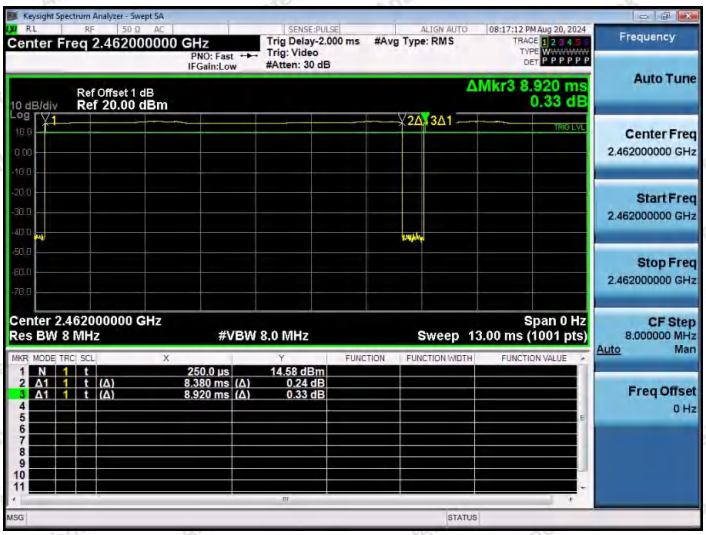

NTNV-11B-Ant1-2462

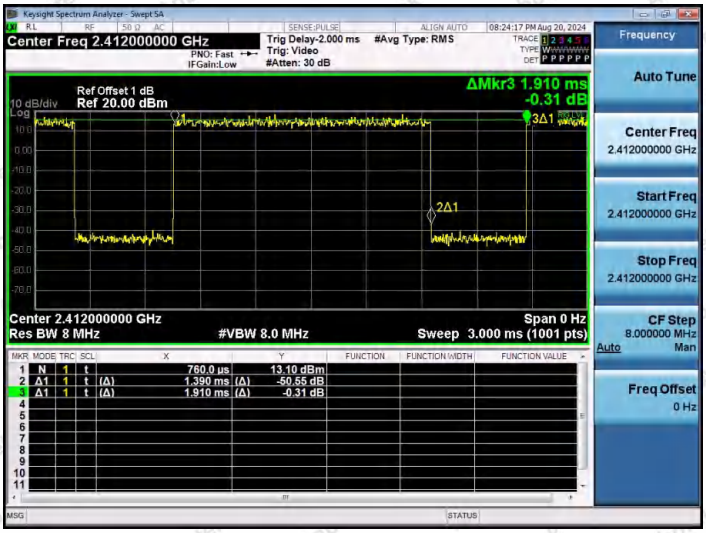

NTNV-11G-Ant1-2412

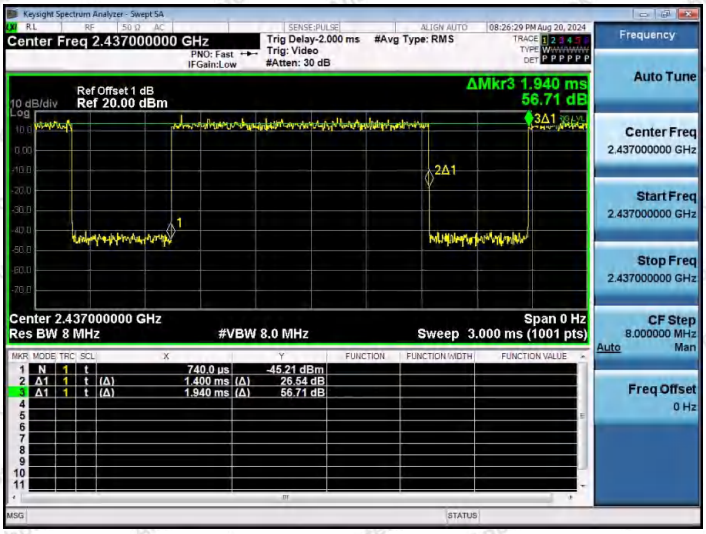

NTNV-11G-Ant1-2437

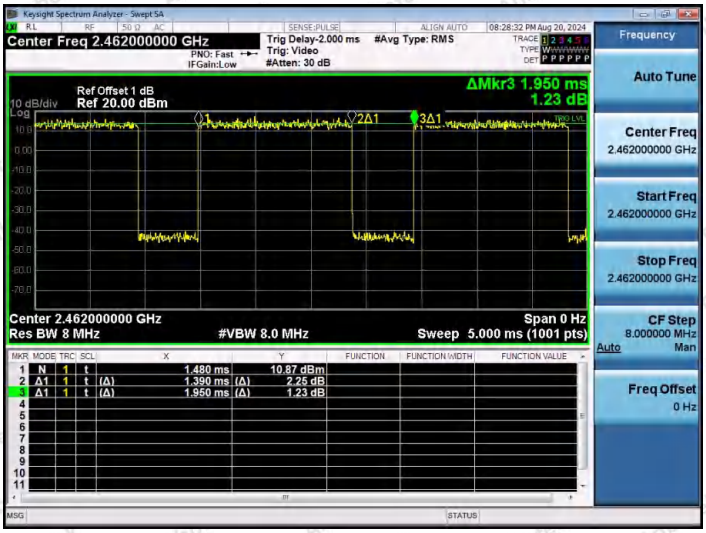

NTNV-11G-Ant1-2462

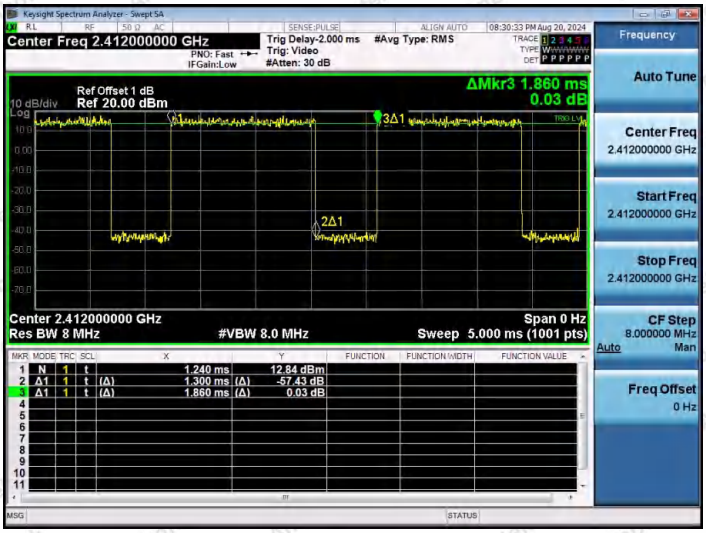

NTNV-11N20SISO-Ant1-2412

NTNV-11N20SISO-Ant1-2437

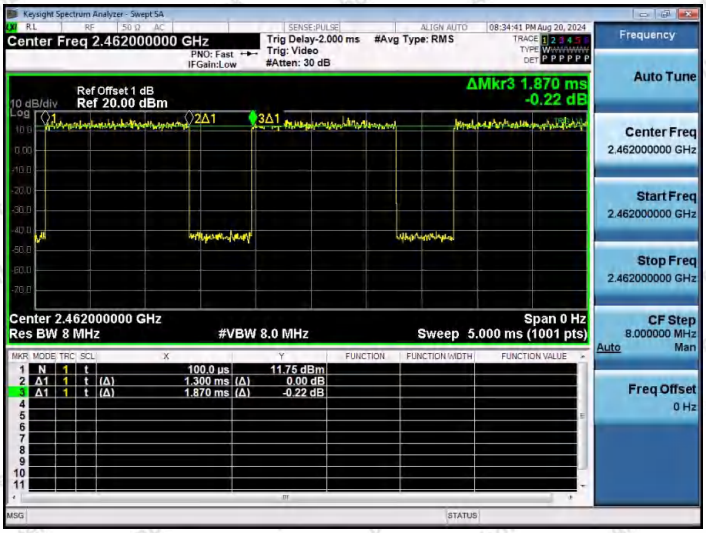

NTNV-11N20SISO-Ant1-2462

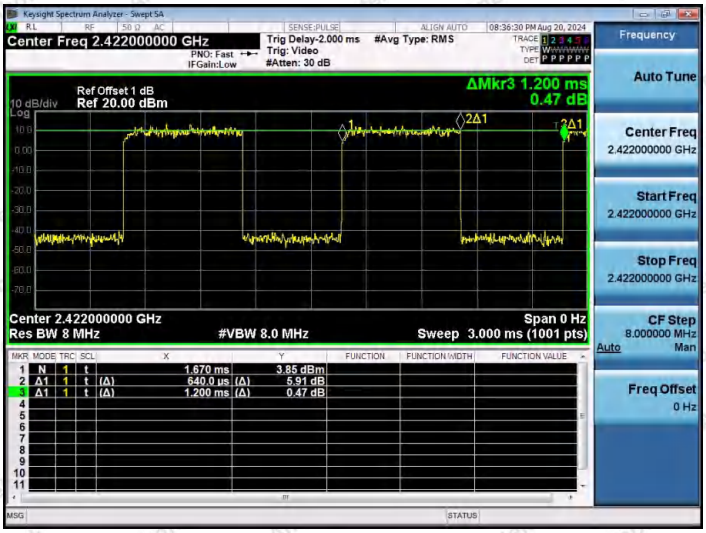

NTNV-11N40SISO-Ant1-2422

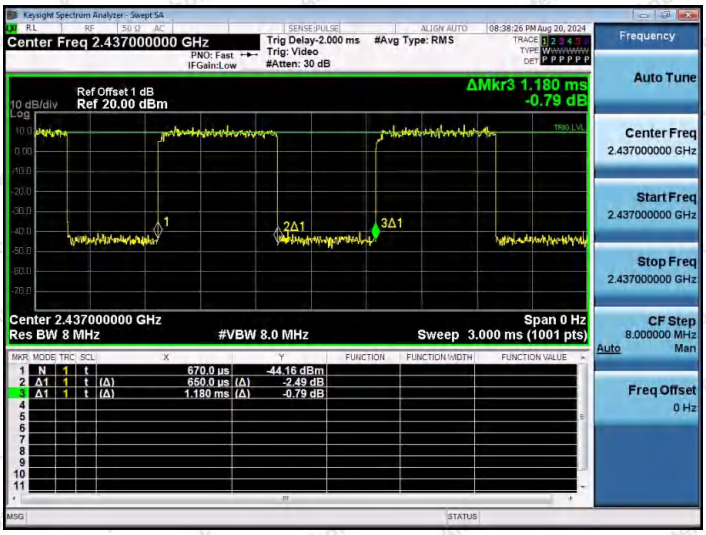

NTNV-11N40SISO-Ant1-2437

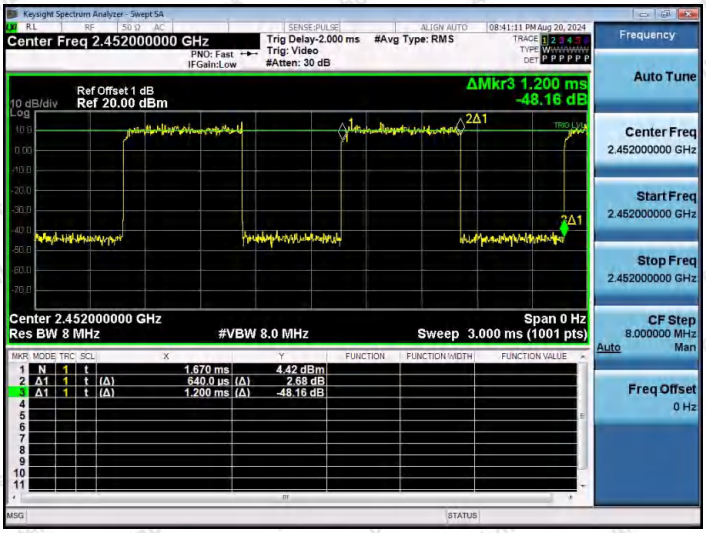

NTNV-11N40SISO-Ant1-2452

---End---