Dwell NVNT 1-DH5 2402MHz Ant1 One Burst

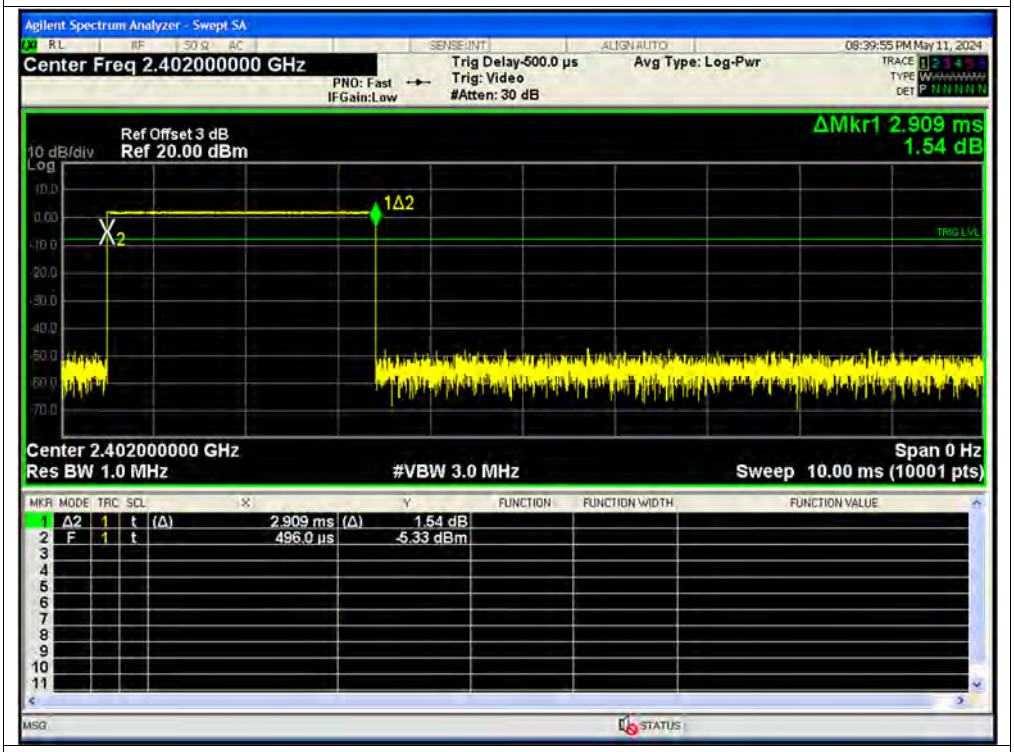

Dwell NVNT 1-DH5 2402MHz Ant1 Accumulated

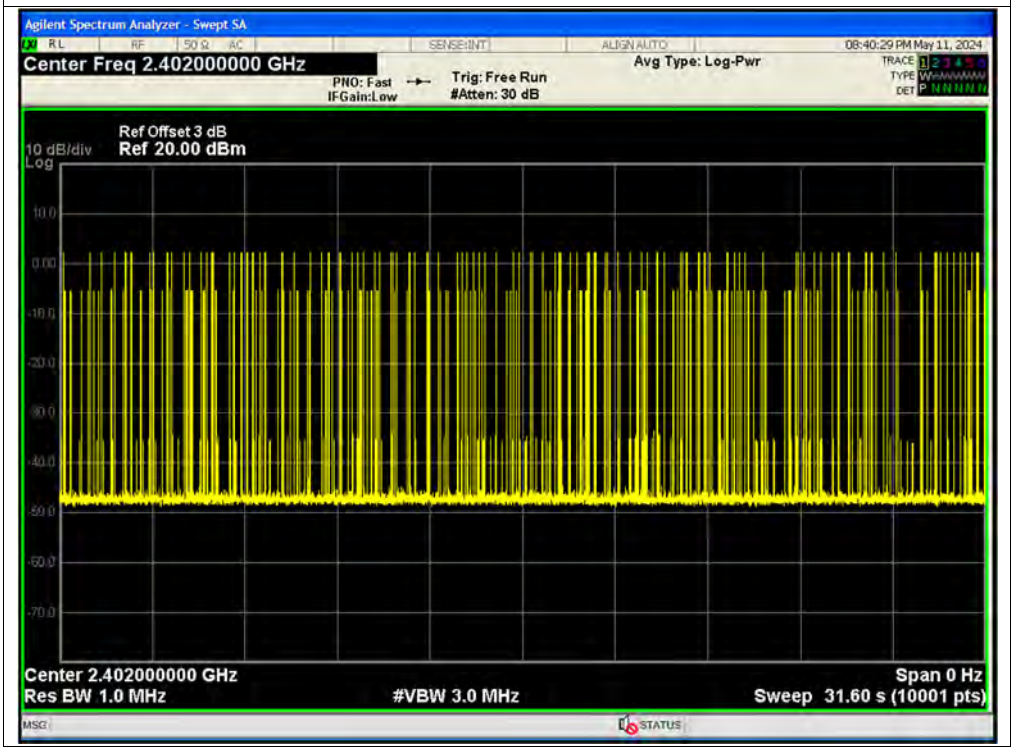

Dwell NVNT 2-DH1 2402MHz Ant1 One Burst

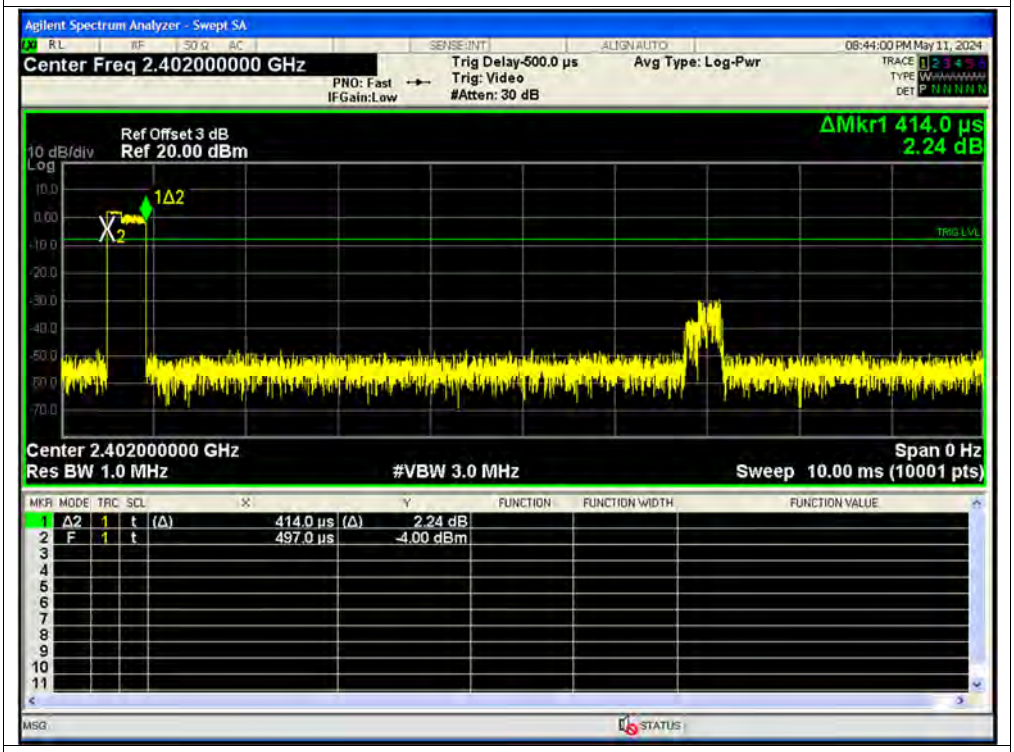

Dwell NVNT 2-DH1 2402MHz Ant1 Accumulated

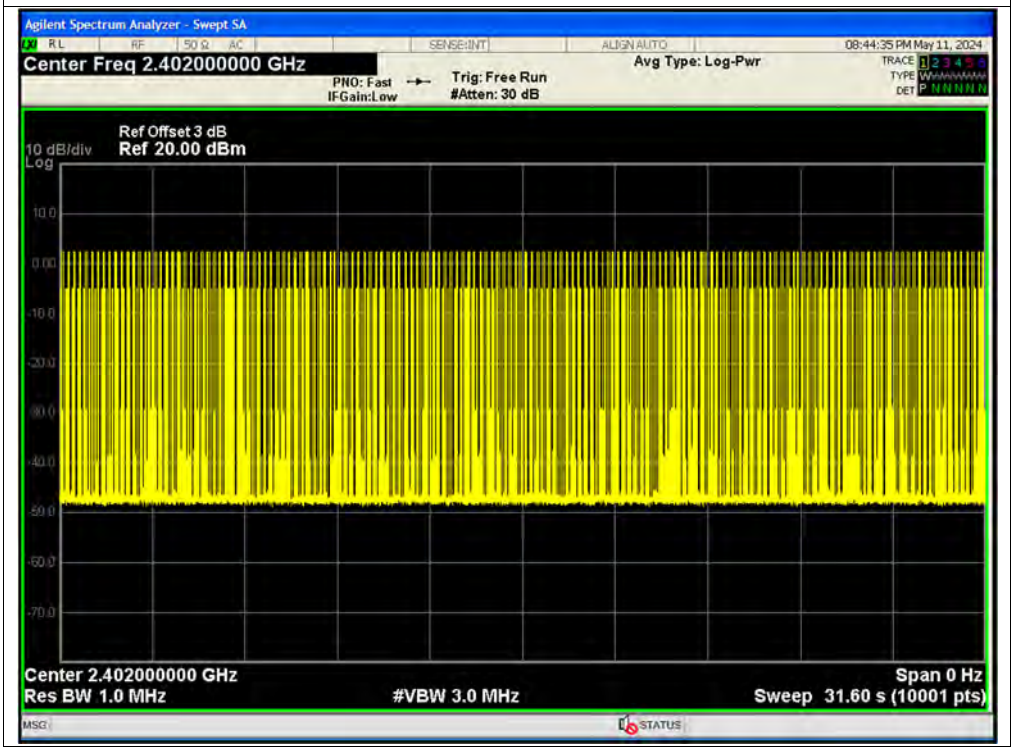

Dwell NVNT 2-DH3 2402MHz Ant1 One Burst

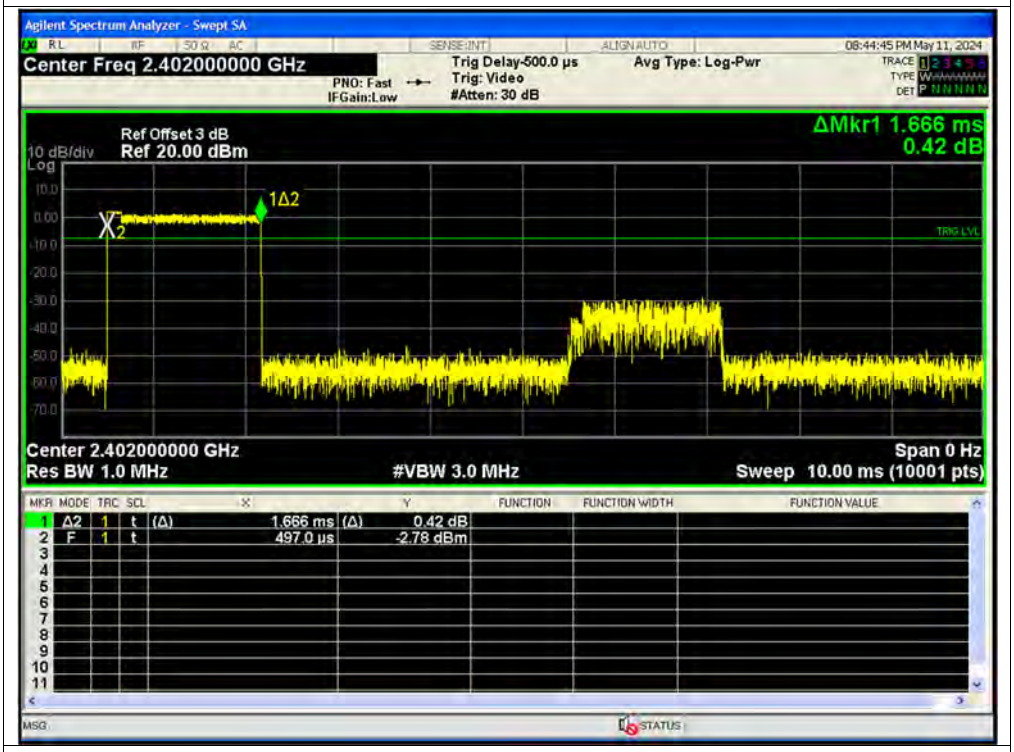

Dwell NVNT 2-DH3 2402MHz Ant1 Accumulated

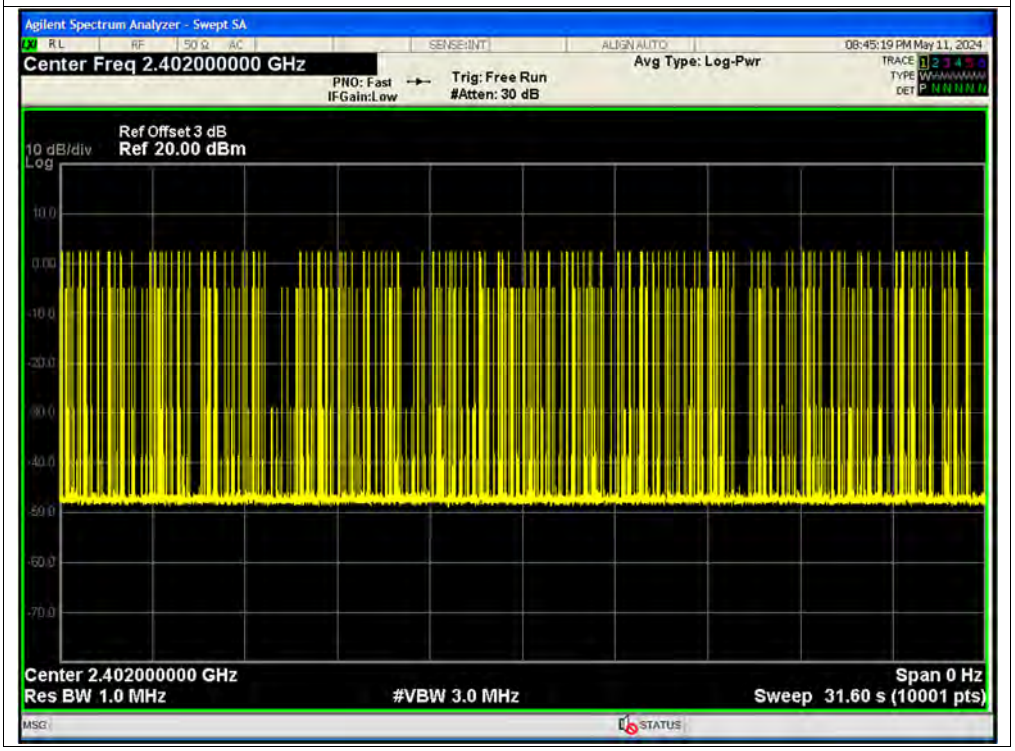

Dwell NVNT 2-DH5 2402MHz Ant1 One Burst

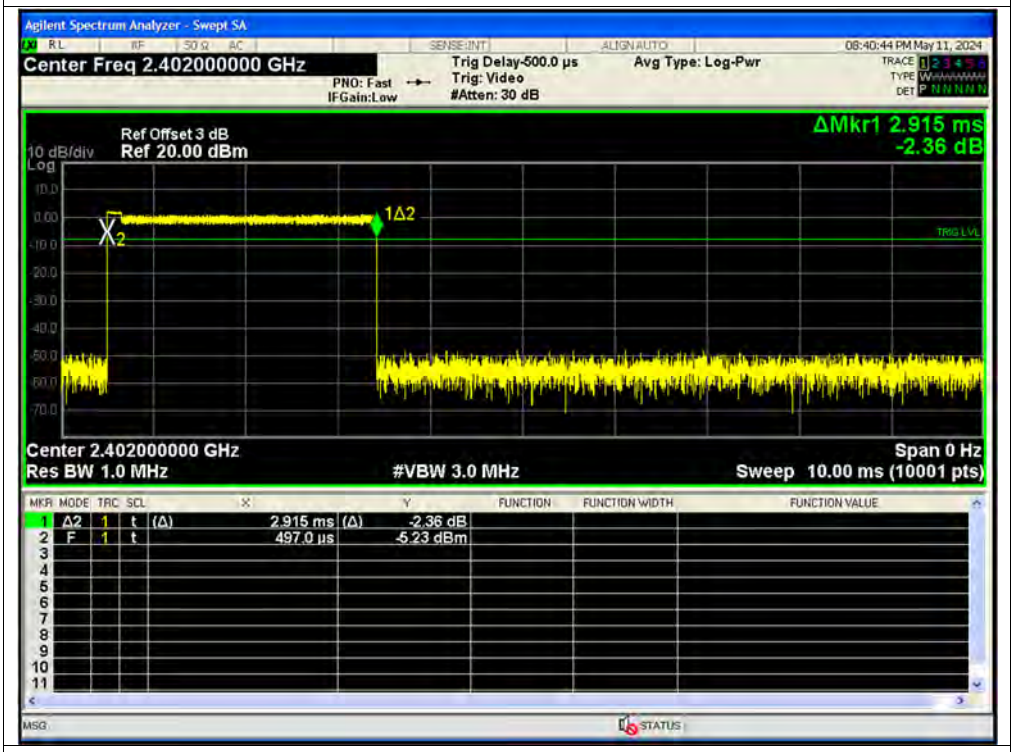

Dwell NVNT 2-DH5 2402MHz Ant1 Accumulated

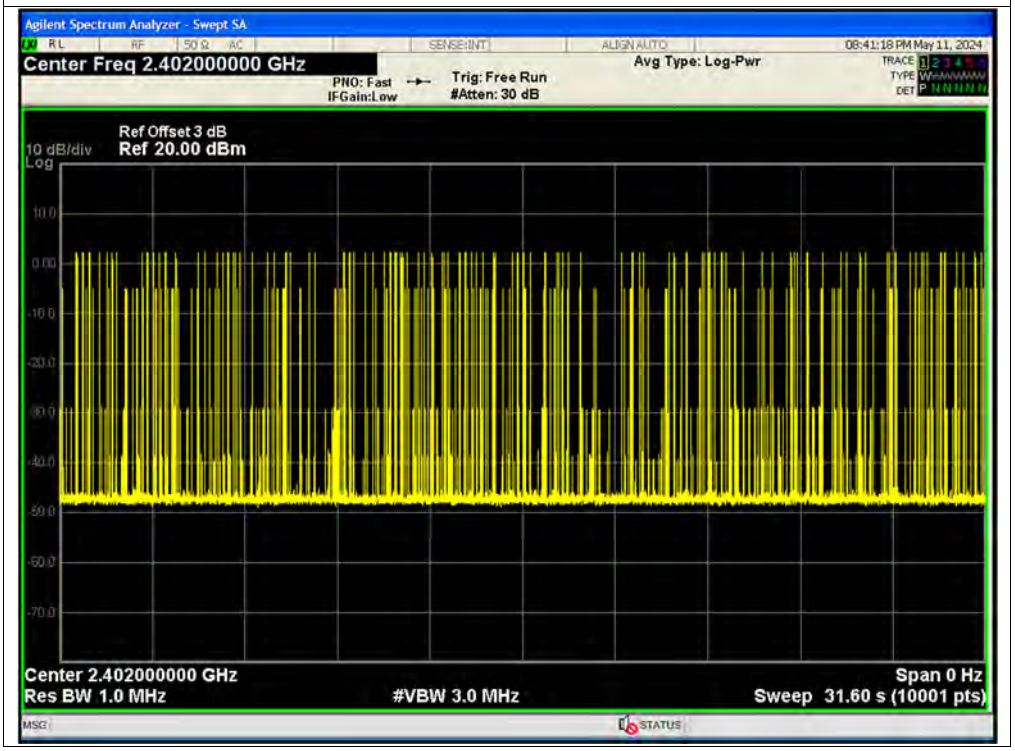

Dwell NVNT 3-DH1 2402MHz Ant1 One Burst

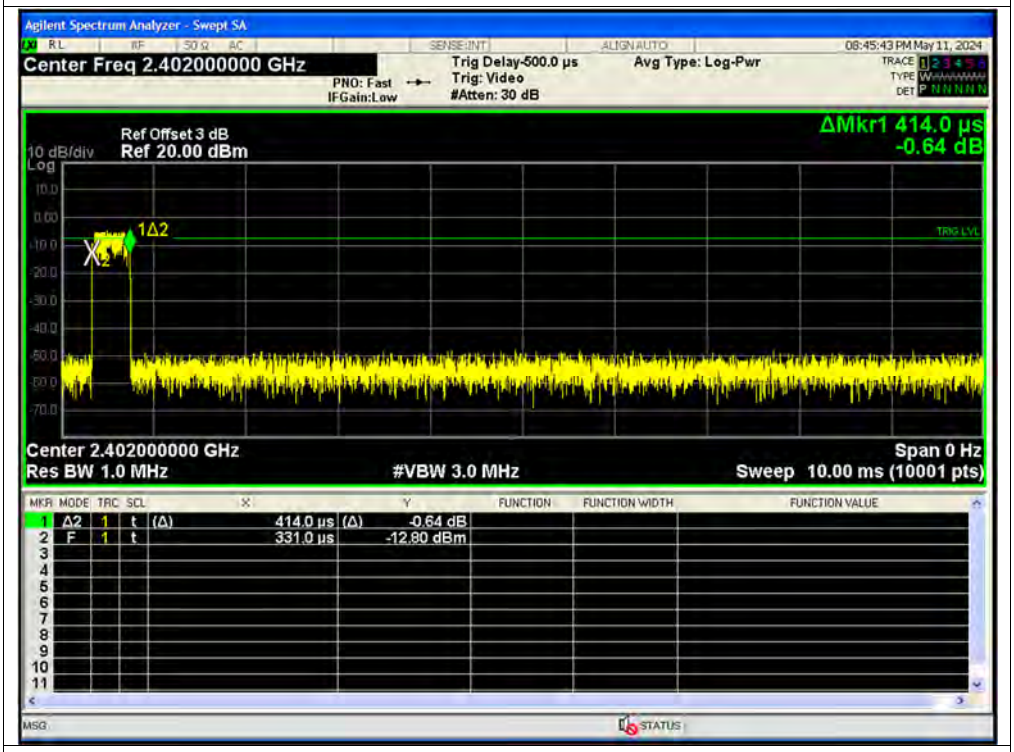

Dwell NVNT 3-DH1 2402MHz Ant1 Accumulated

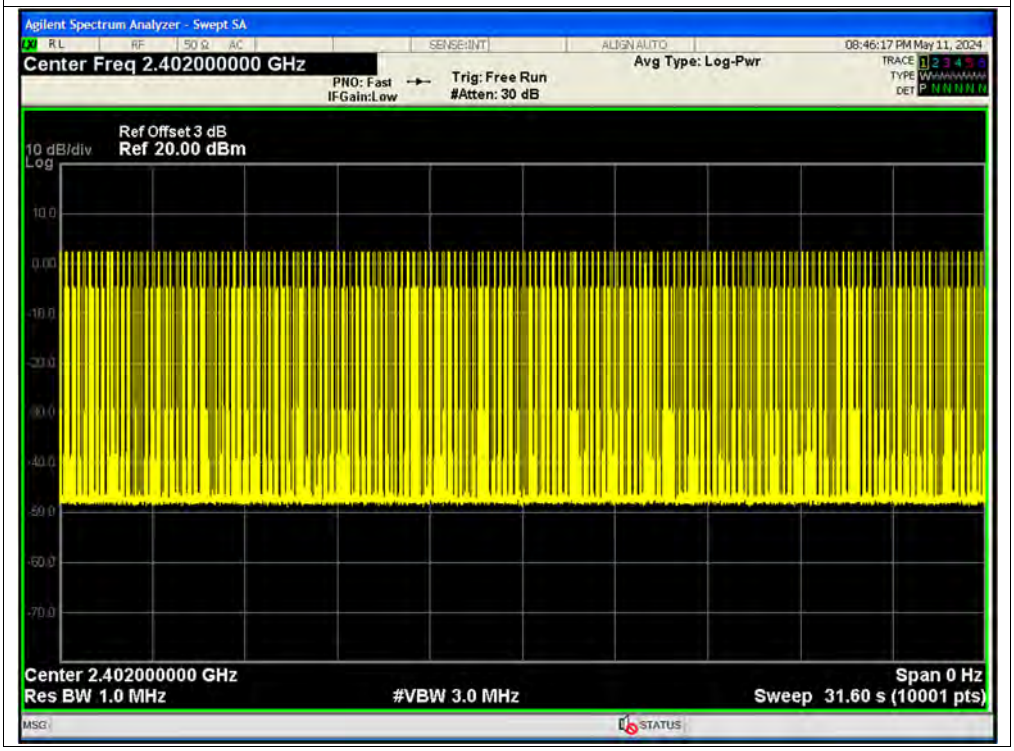

Dwell NVNT 3-DH3 2402MHz Ant1 One Burst

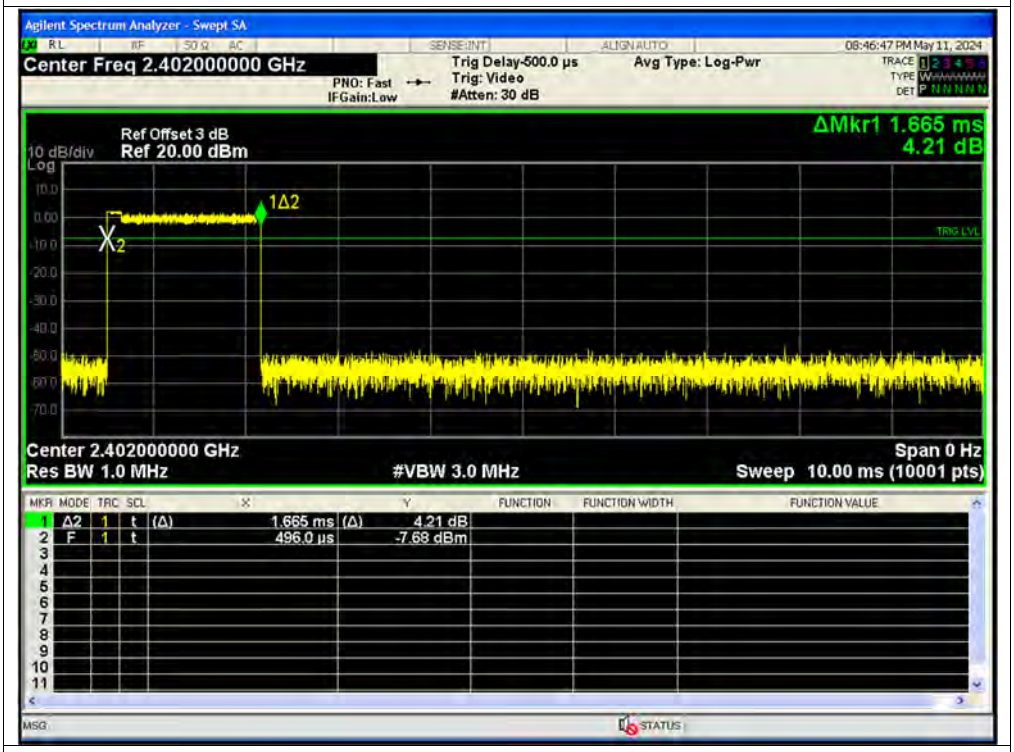

Dwell NVNT 3-DH3 2402MHz Ant1 Accumulated

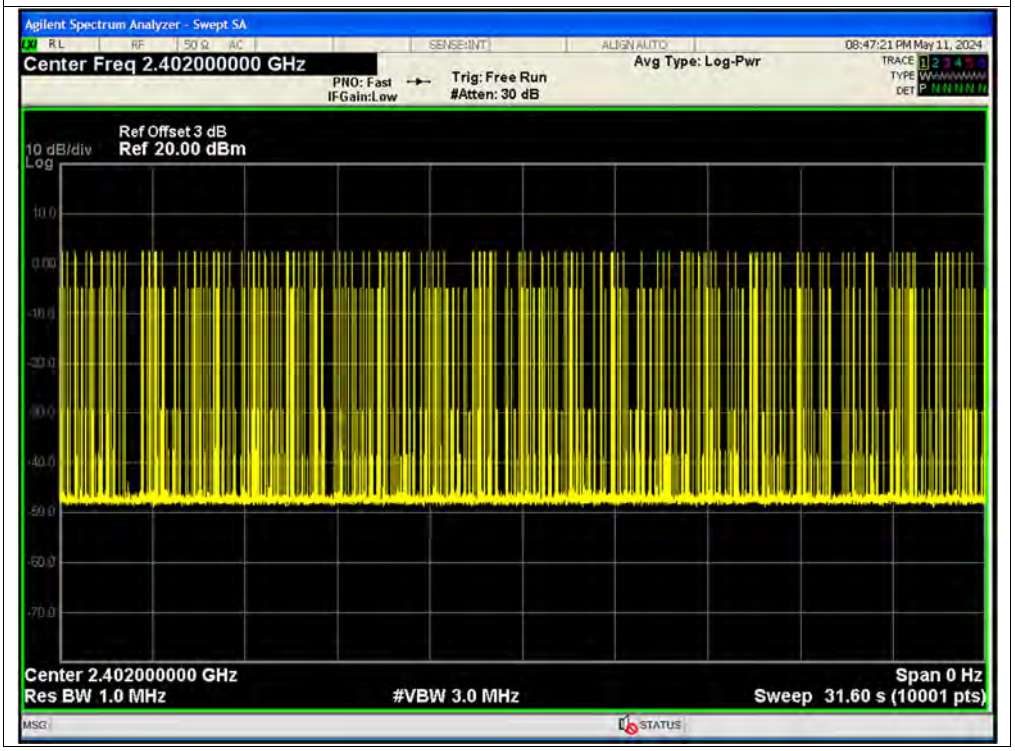

Dwell NVNT 3-DH5 2402MHz Ant1 One Burst

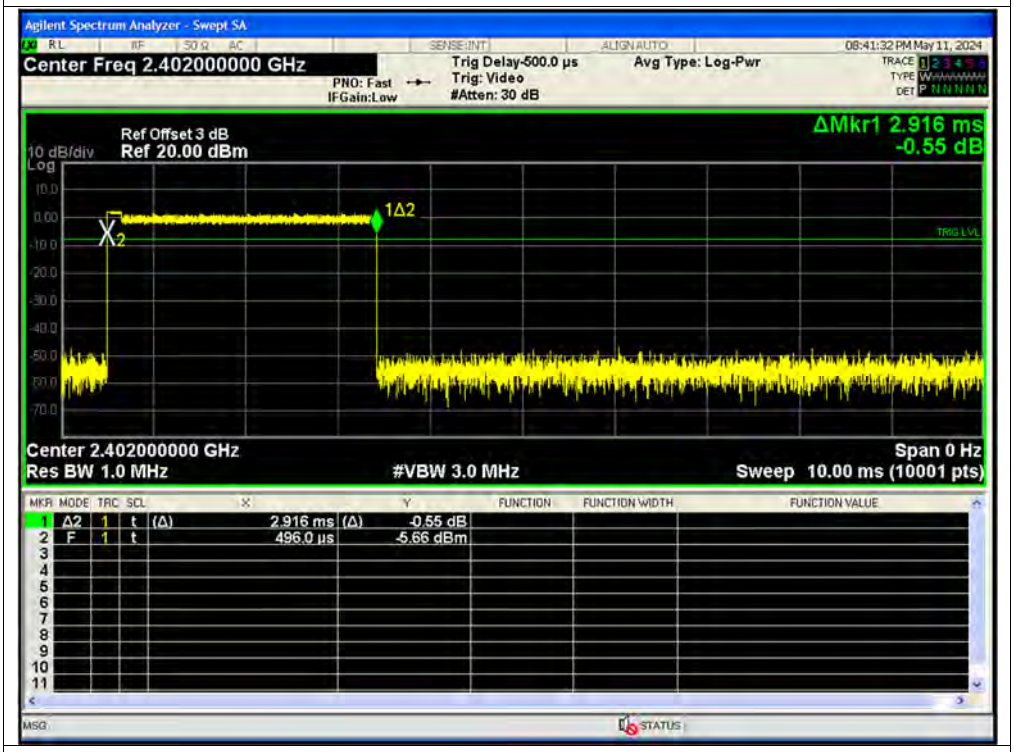

Dwell NVNT 3-DH5 2402MHz Ant1 Accumulated

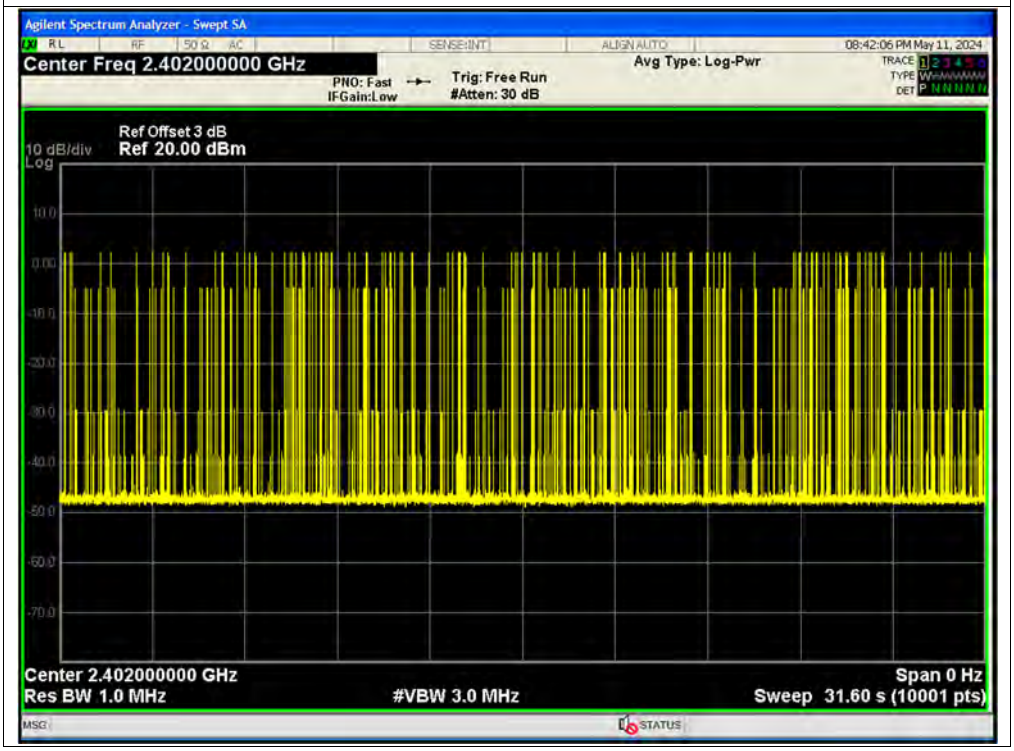

A.8. Conducted Spurious Emissions

Left

Condition	Mode	Frequency (MHz)	Antenna	Max Value (dBc)	Limit (dBc)	Verdict
NVNT	1-DH5	2402	Ant1	-49.62	-20	Pass
NVNT	1-DH5	2441	Ant1	-50.5	-20	Pass
NVNT	1-DH5	2480	Ant1	-49.61	-20	Pass
NVNT	2-DH5	2402	Ant1	-49.13	-20	Pass
NVNT	2-DH5	2441	Ant1	-50.57	-20	Pass
NVNT	2-DH5	2480	Ant1	-49.53	-20	Pass
NVNT	3-DH5	2402	Ant1	-49.96	-20	Pass
NVNT	3-DH5	2441	Ant1	-50.58	-20	Pass
NVNT	3-DH5	2480	Ant1	-48.88	-20	Pass

Right

Condition	Mode	Frequency (MHz)	Antenna	Max Value (dBc)	Limit (dBc)	Verdict
NVNT	1-DH5	2402	Ant1	-50.86	-20	Pass
NVNT	1-DH5	2441	Ant1	-50.95	-20	Pass
NVNT	1-DH5	2480	Ant1	-50.82	-20	Pass
NVNT	2-DH5	2402	Ant1	-50.61	-20	Pass
NVNT	2-DH5	2441	Ant1	-51.22	-20	Pass
NVNT	2-DH5	2480	Ant1	-50.79	-20	Pass
NVNT	3-DH5	2402	Ant1	-50.36	-20	Pass
NVNT	3-DH5	2441	Ant1	-50.96	-20	Pass
NVNT	3-DH5	2480	Ant1	-49.8	-20	Pass

Left
Test Graphs
Tx. Spurious NVNT 1-DH5 2402MHz Ant1 Ref

Tx. Spurious NVNT 1-DH5 2402MHz Ant1 Emission

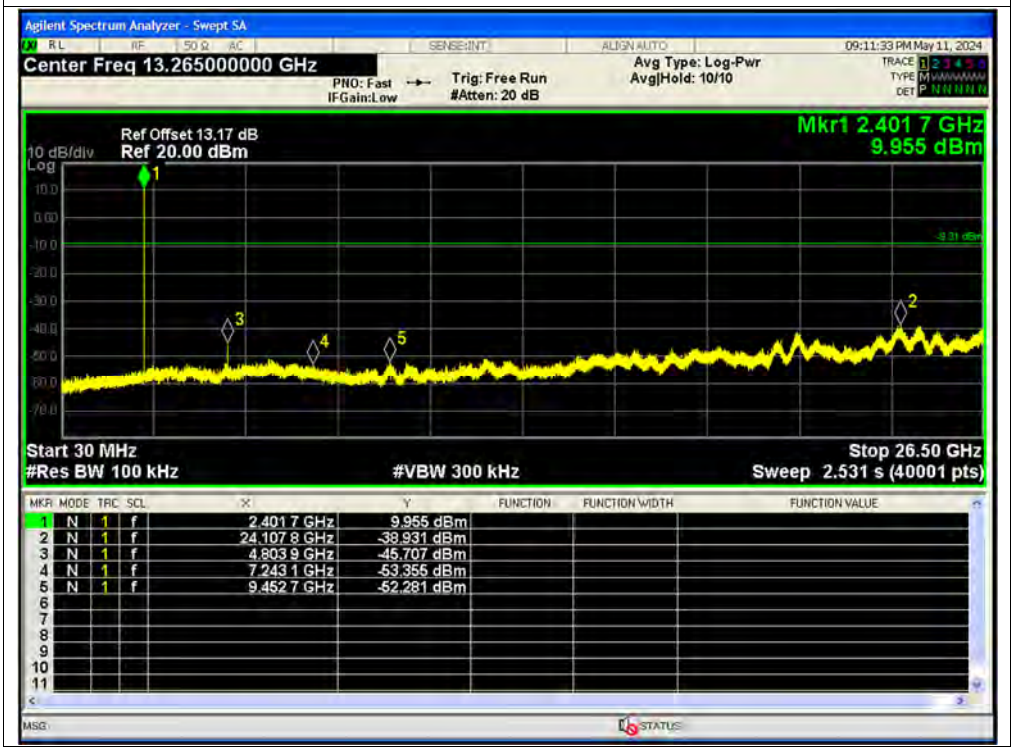

Tx. Spurious NVNT 1-DH5 2441MHz Ant1 Ref

Tx. Spurious NVNT 1-DH5 2441MHz Ant1 Emission

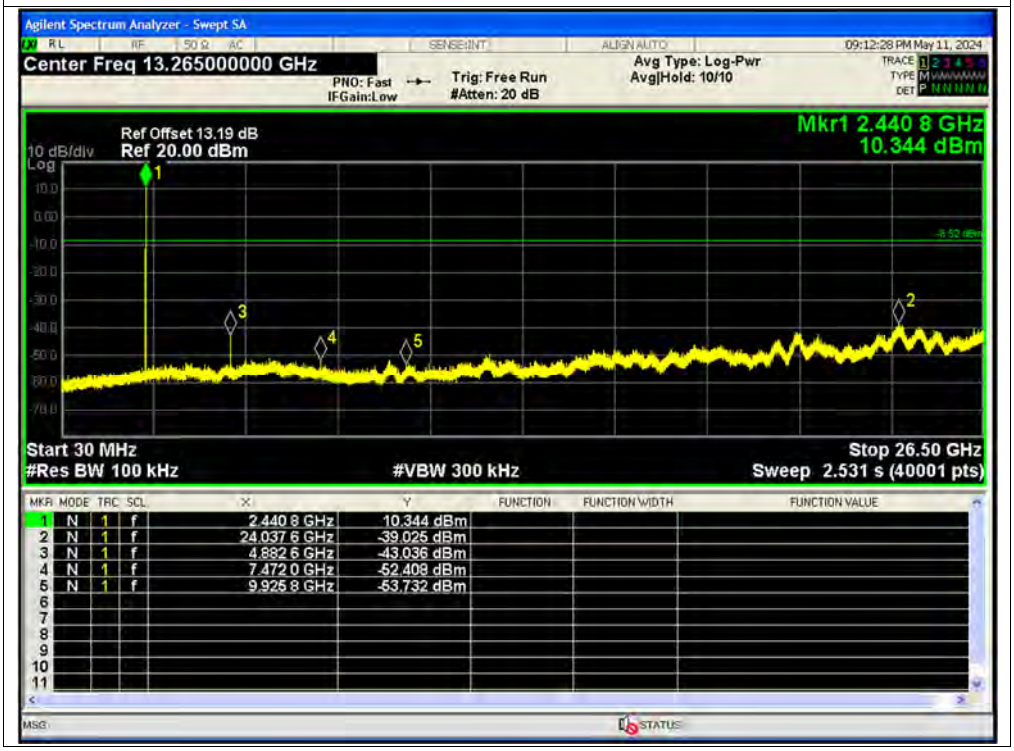

Tx. Spurious NVNT 1-DH5 2480MHz Ant1 Ref

Tx. Spurious NVNT 1-DH5 2480MHz Ant1 Emission

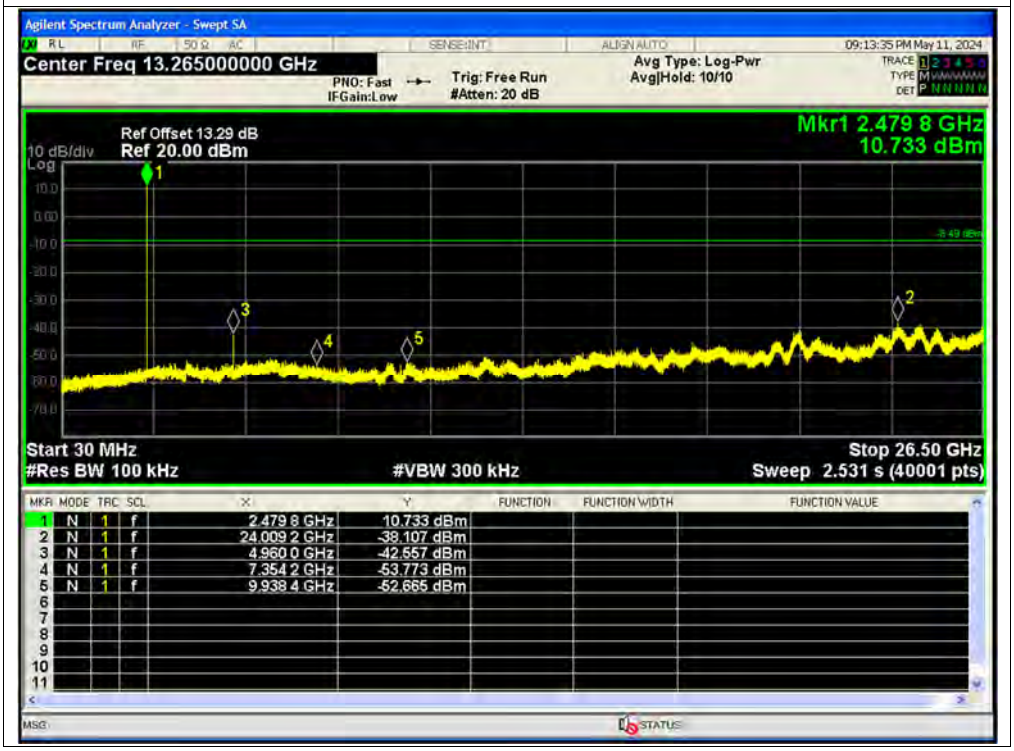

Tx. Spurious NVNT 2-DH5 2402MHz Ant1 Ref

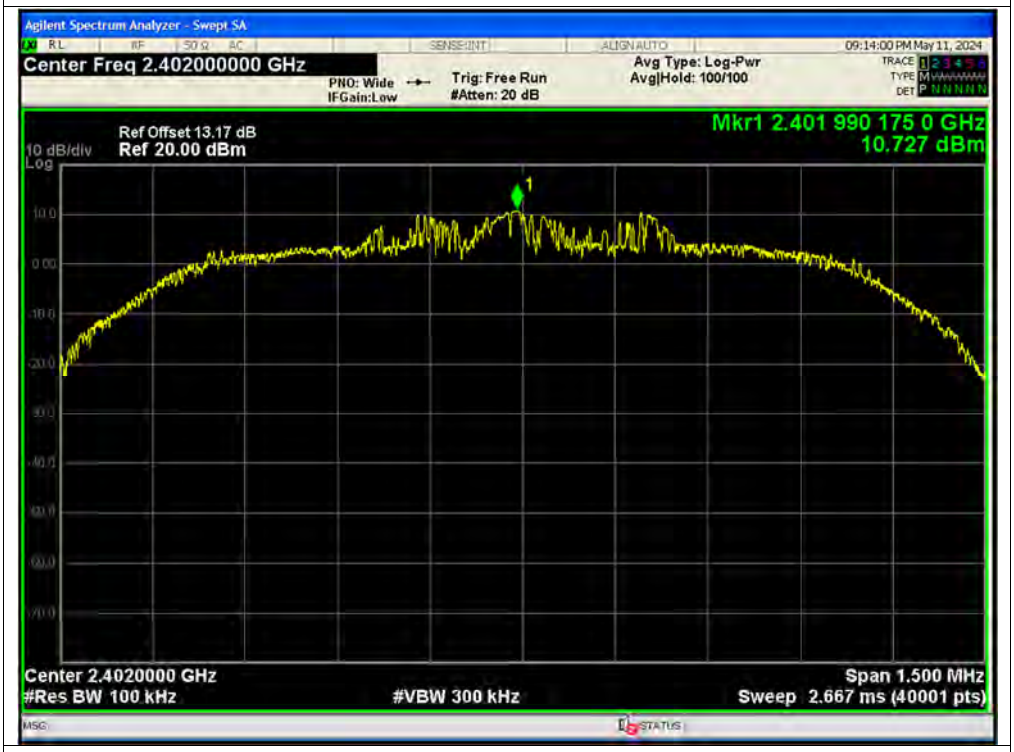

Tx. Spurious NVNT 2-DH5 2402MHz Ant1 Emission

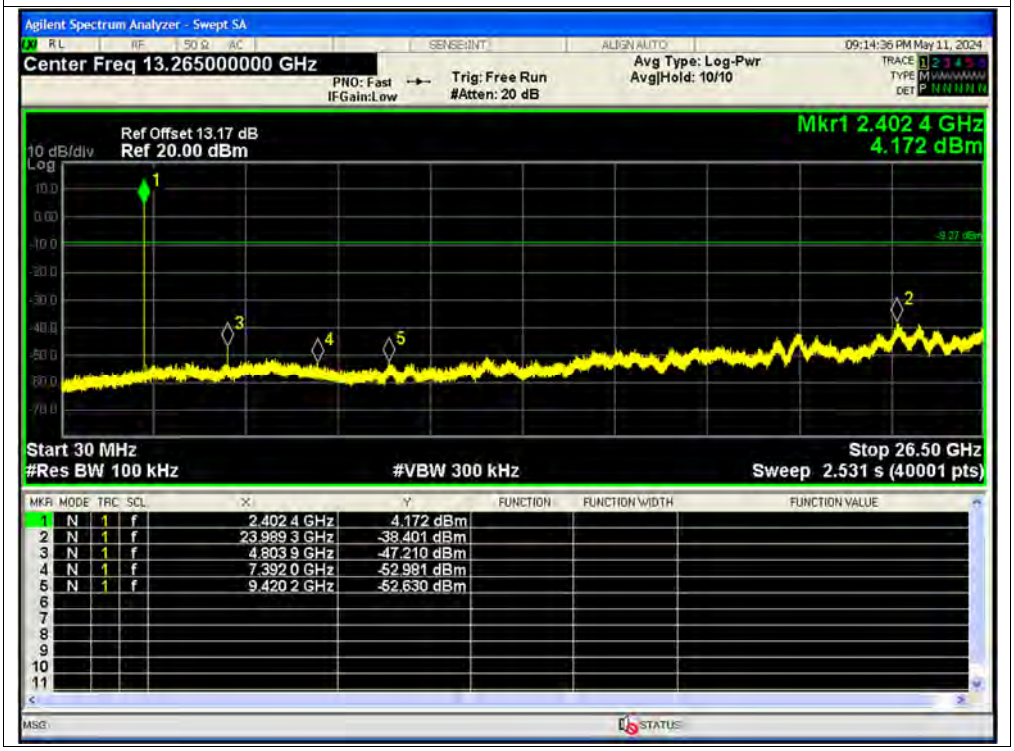

Tx. Spurious NVNT 2-DH5 2441MHz Ant1 Ref

Tx. Spurious NVNT 2-DH5 2441MHz Ant1 Emission

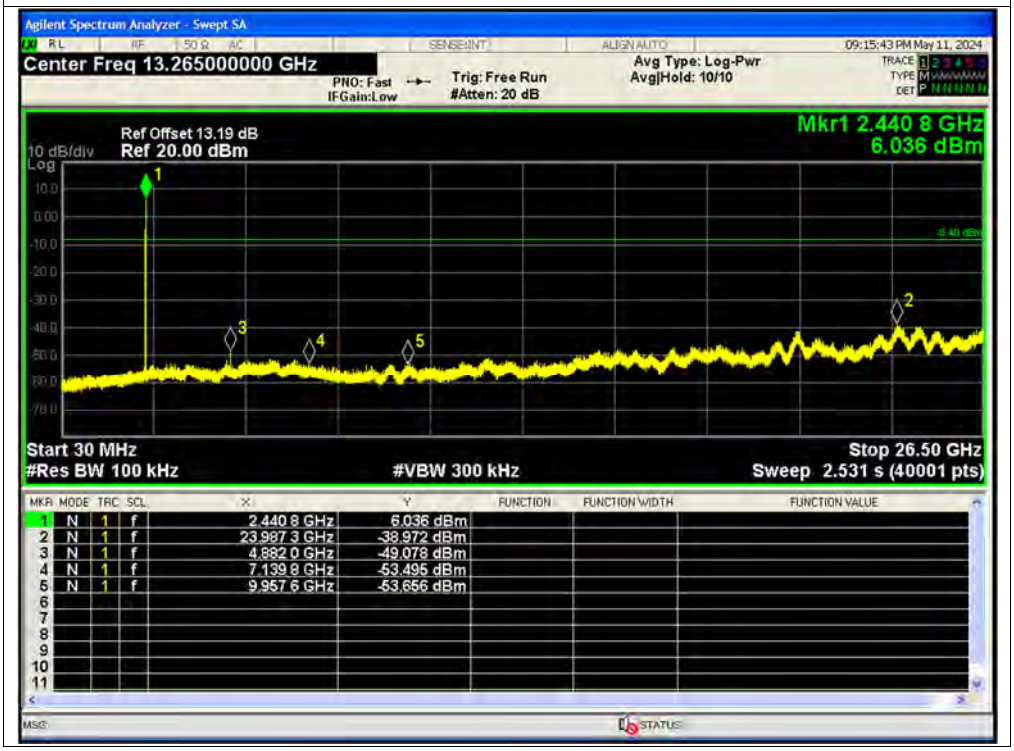

Tx. Spurious NVNT 2-DH5 2480MHz Ant1 Ref

Tx. Spurious NVNT 2-DH5 2480MHz Ant1 Emission

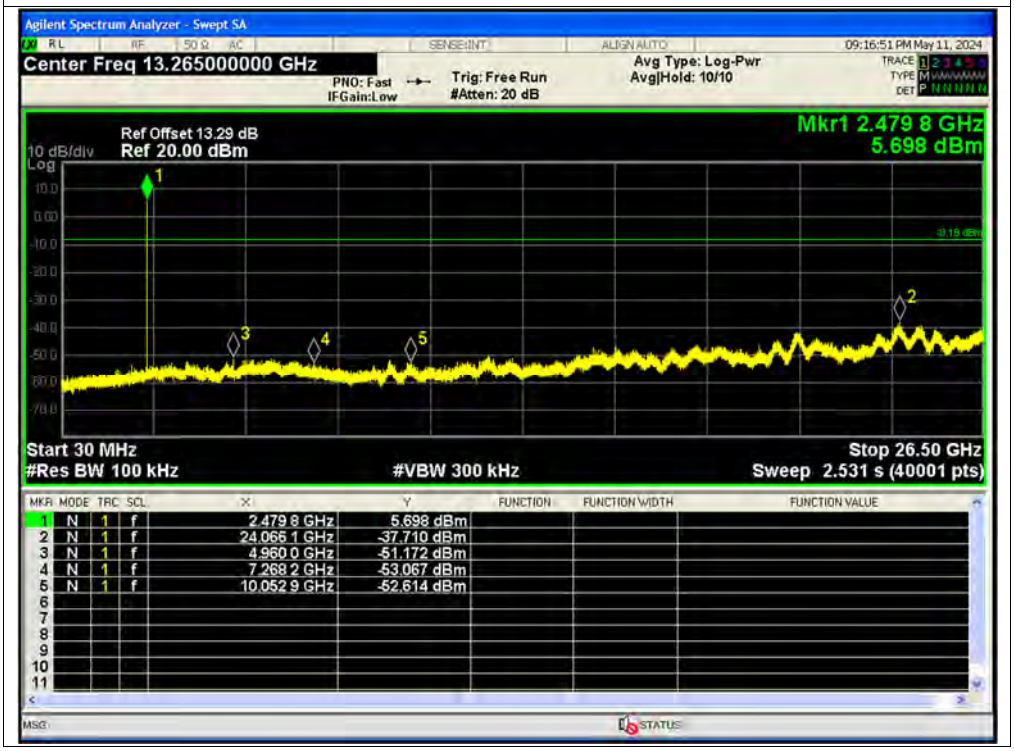

Tx. Spurious NVNT 3-DH5 2402MHz Ant1 Ref

Tx. Spurious NVNT 3-DH5 2402MHz Ant1 Emission

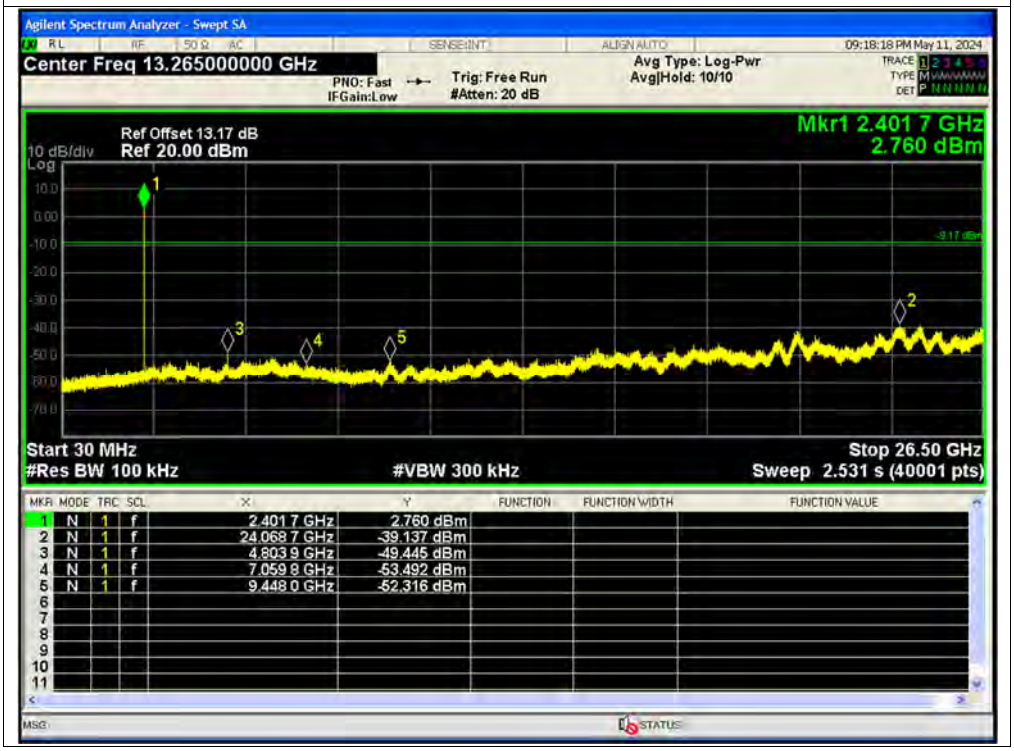

Tx. Spurious NVNT 3-DH5 2441MHz Ant1 Ref

Tx. Spurious NVNT 3-DH5 2441MHz Ant1 Emission

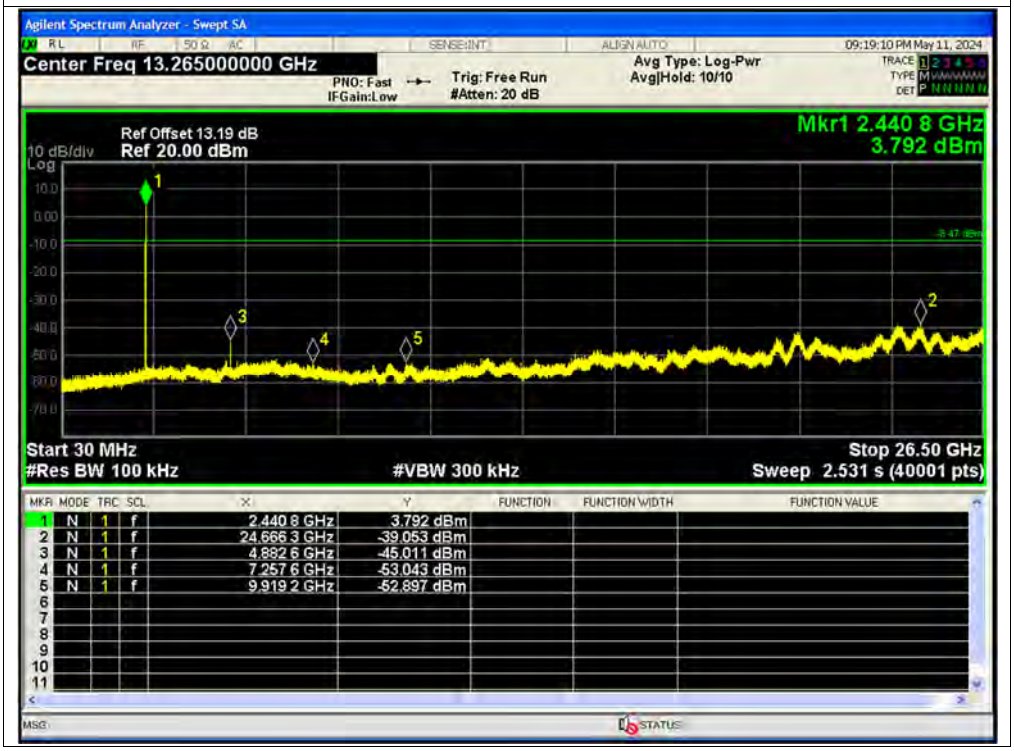

Tx. Spurious NVNT 3-DH5 2480MHz Ant1 Ref

Tx. Spurious NVNT 3-DH5 2480MHz Ant1 Emission

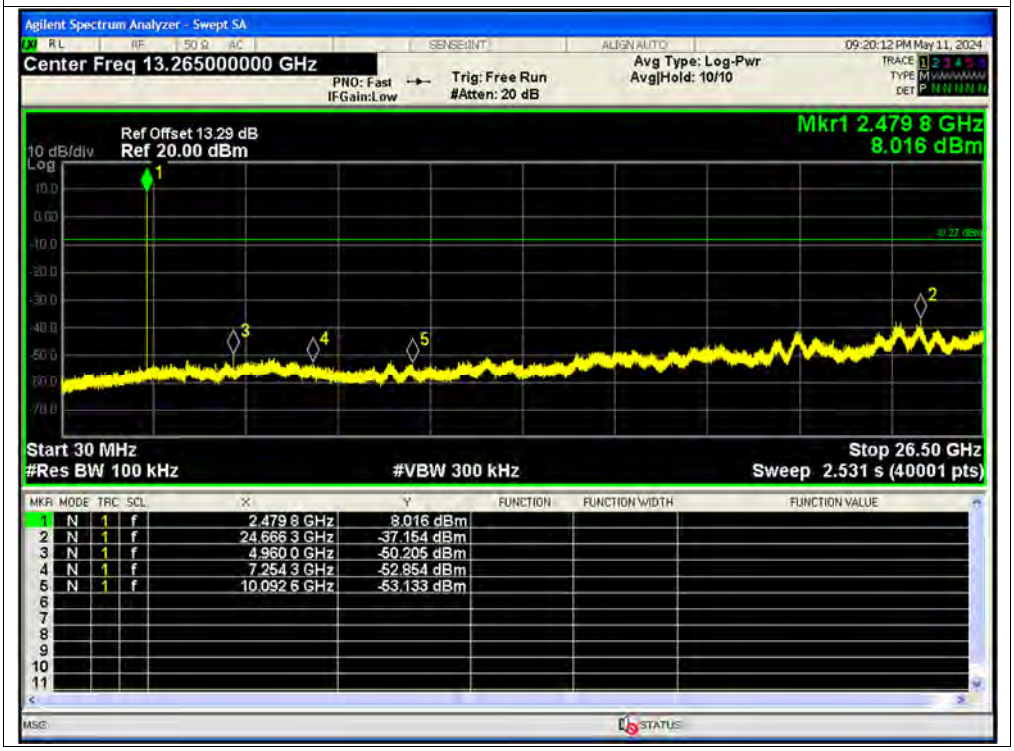

Right
Test Graphs
Tx. Spurious NVNT 1-DH5 2402MHz Ant1 Ref

Tx. Spurious NVNT 1-DH5 2402MHz Ant1 Emission

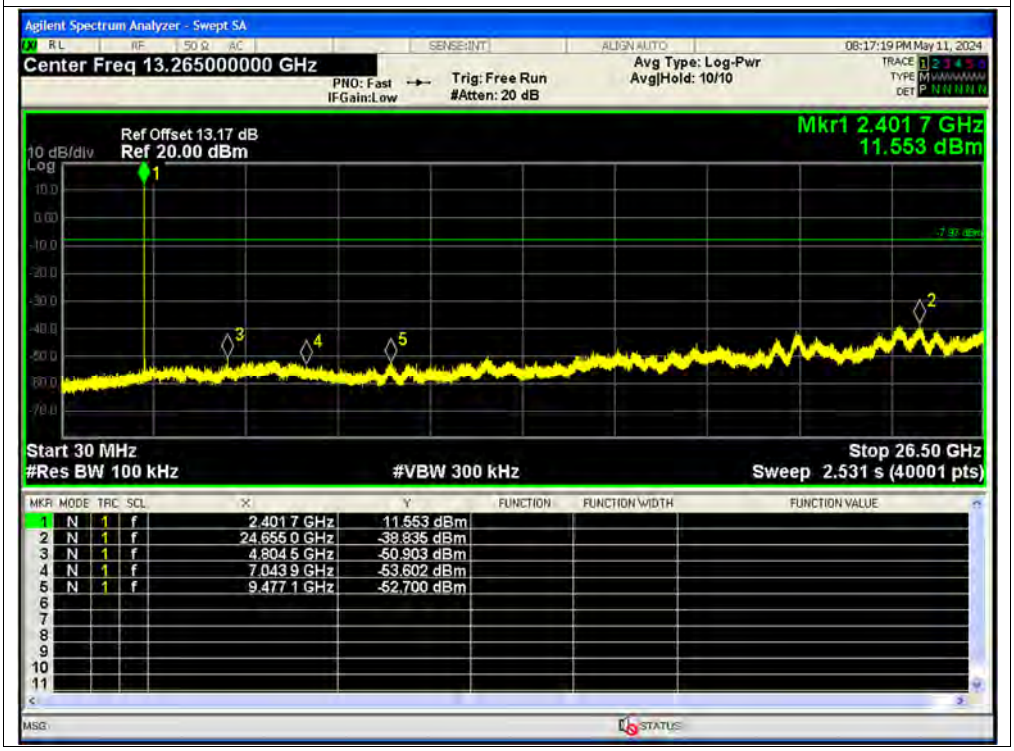

Tx. Spurious NVNT 1-DH5 2441MHz Ant1 Ref

Tx. Spurious NVNT 1-DH5 2441MHz Ant1 Emission

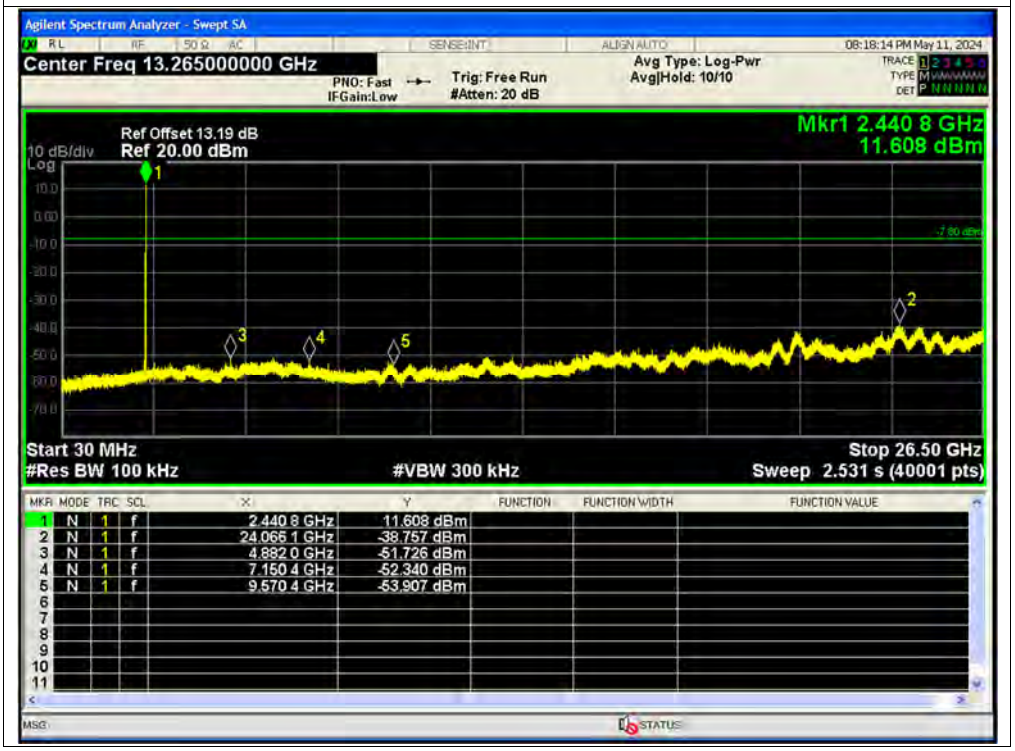

Tx. Spurious NVNT 1-DH5 2480MHz Ant1 Ref

Tx. Spurious NVNT 1-DH5 2480MHz Ant1 Emission

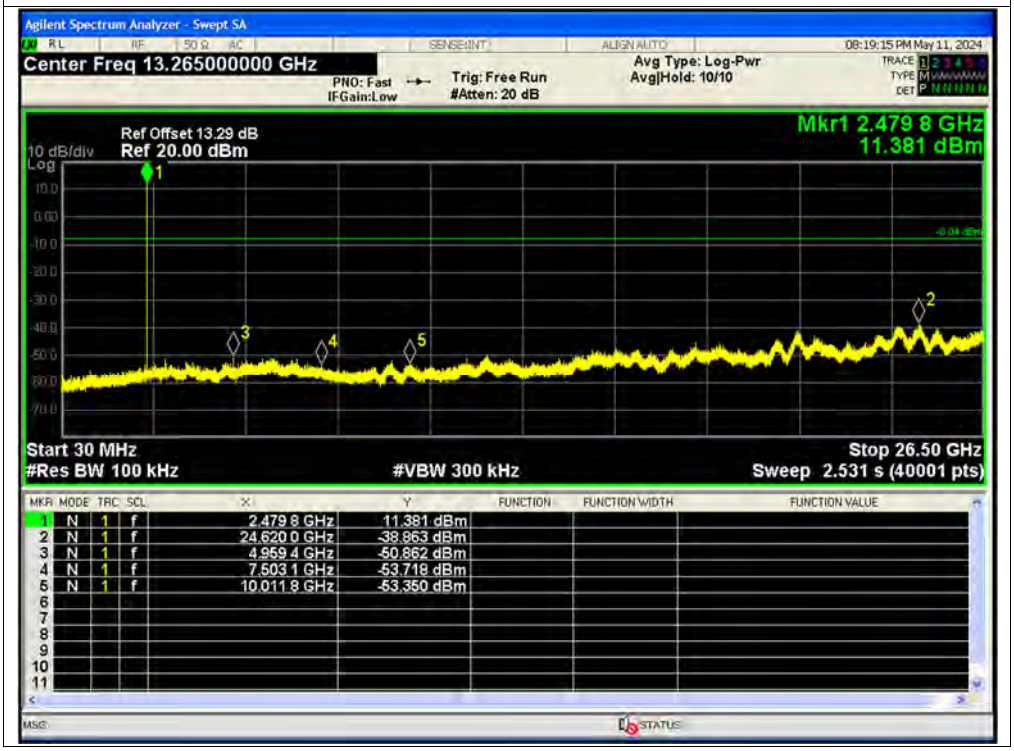

Tx. Spurious NVNT 2-DH5 2402MHz Ant1 Ref

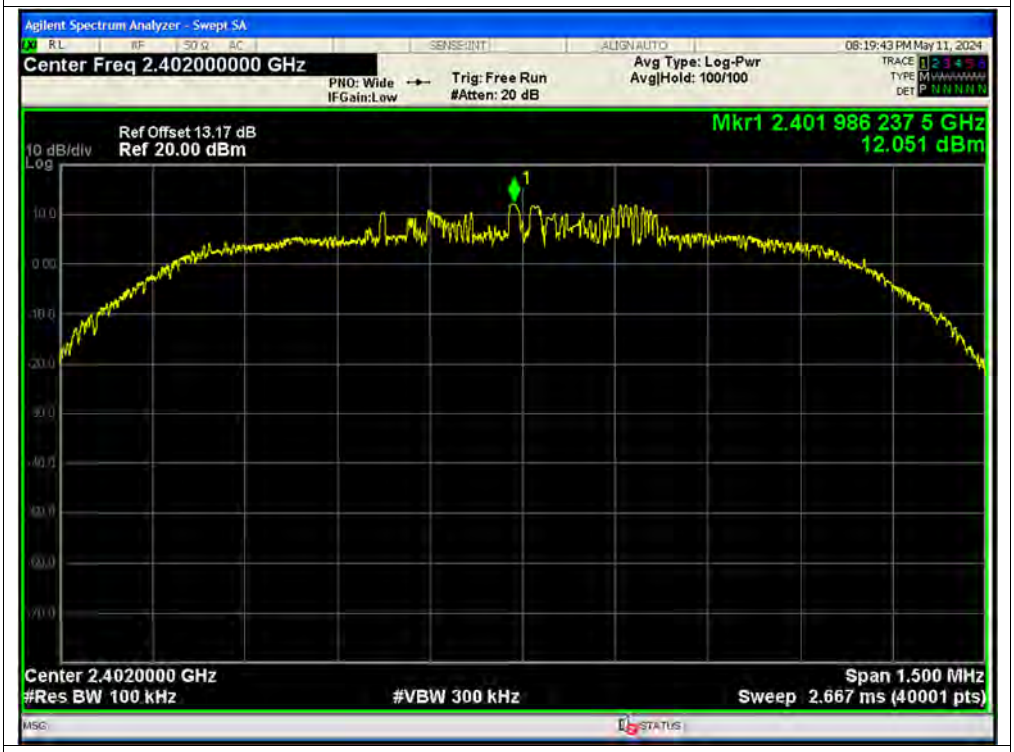

Tx. Spurious NVNT 2-DH5 2402MHz Ant1 Emission

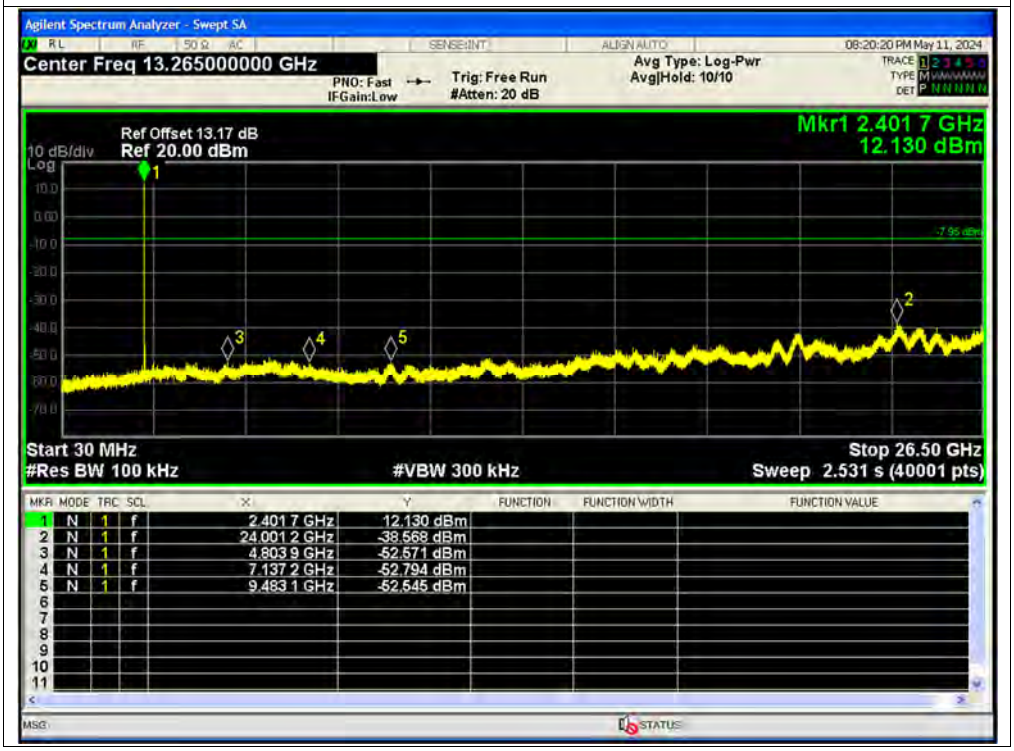

Tx. Spurious NVNT 2-DH5 2441MHz Ant1 Ref

Tx. Spurious NVNT 2-DH5 2441MHz Ant1 Emission

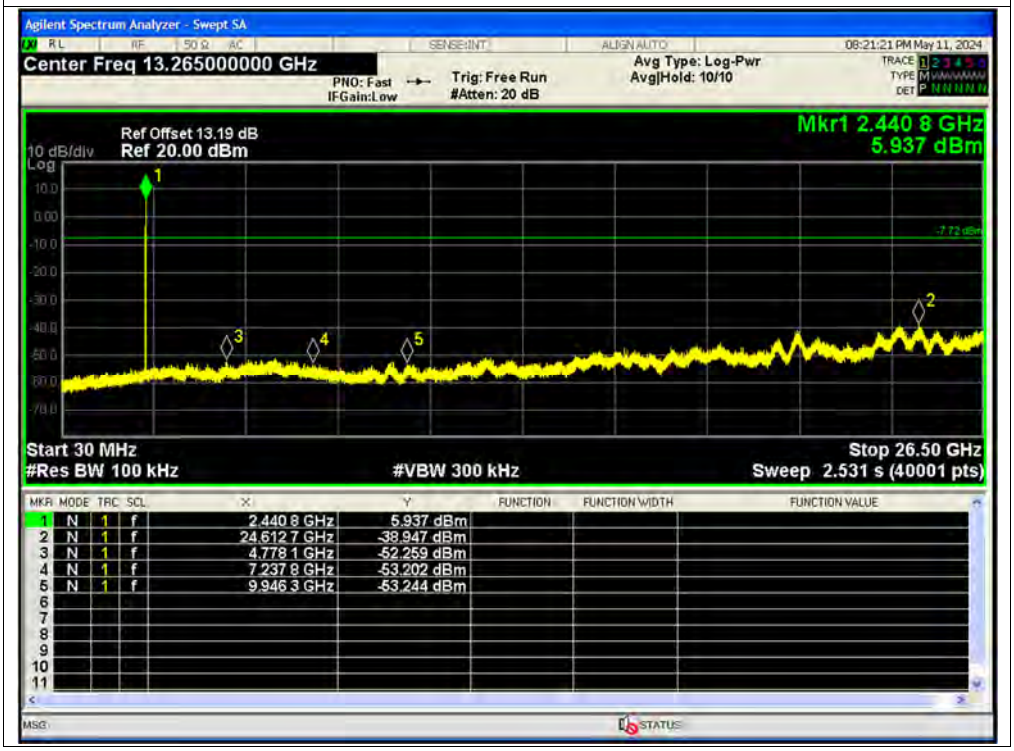

Tx. Spurious NVNT 2-DH5 2480MHz Ant1 Ref

Tx. Spurious NVNT 2-DH5 2480MHz Ant1 Emission

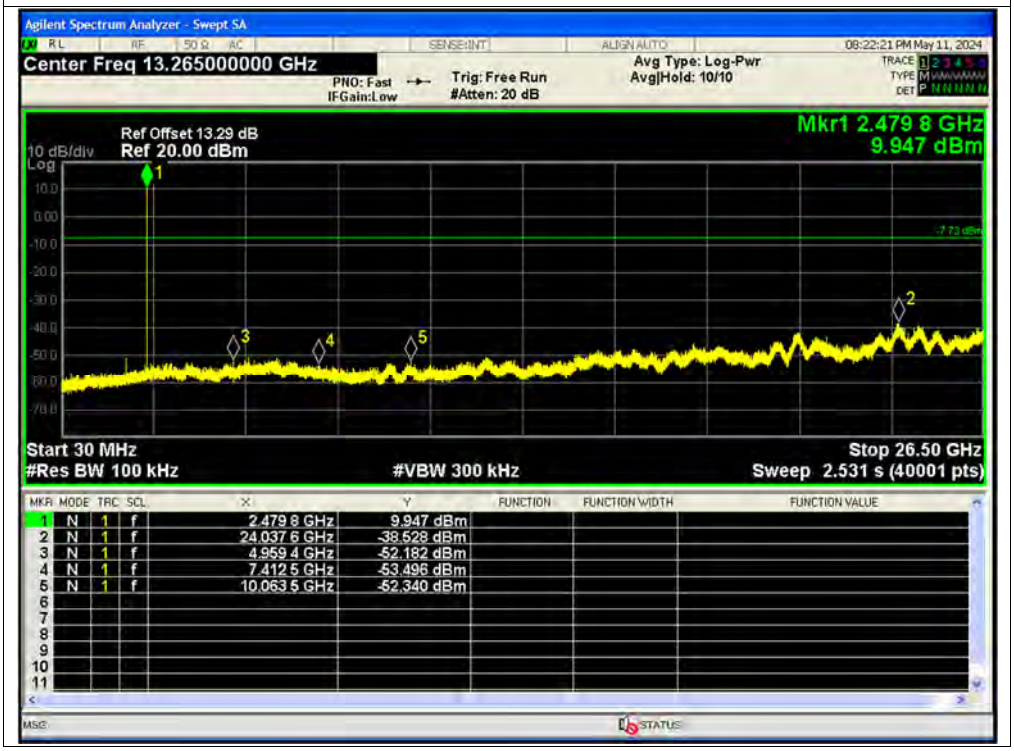

Tx. Spurious NVNT 3-DH5 2402MHz Ant1 Ref

Tx. Spurious NVNT 3-DH5 2402MHz Ant1 Emission

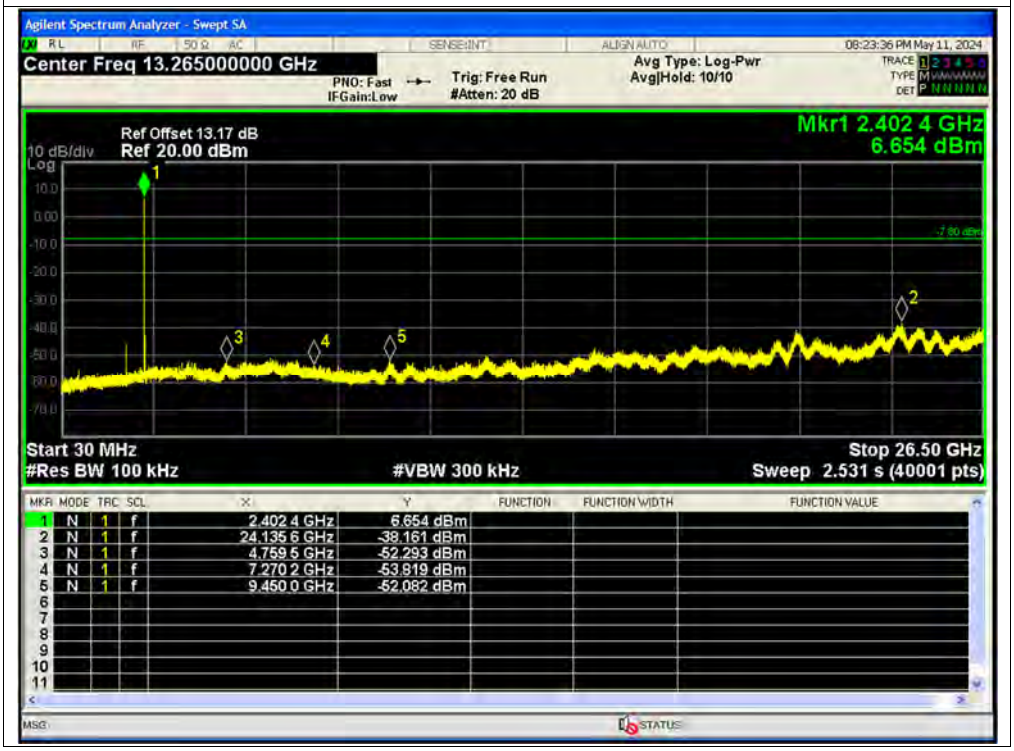

Tx. Spurious NVNT 3-DH5 2441MHz Ant1 Ref

Tx. Spurious NVNT 3-DH5 2441MHz Ant1 Emission

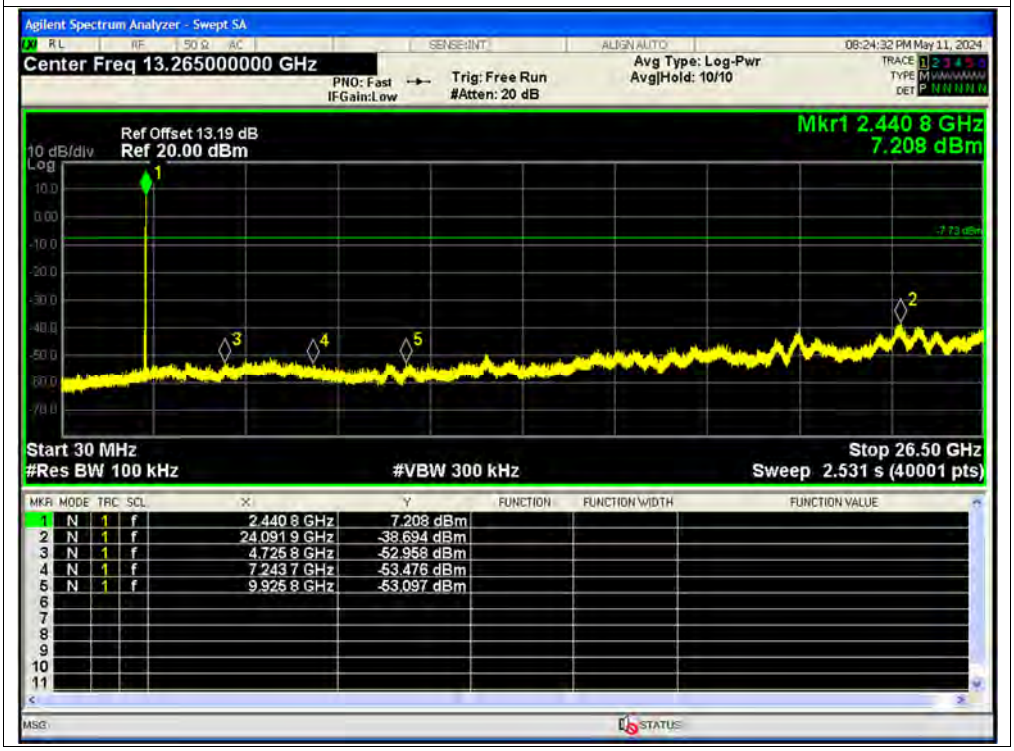

Tx. Spurious NVNT 3-DH5 2480MHz Ant1 Ref

Tx. Spurious NVNT 3-DH5 2480MHz Ant1 Emission

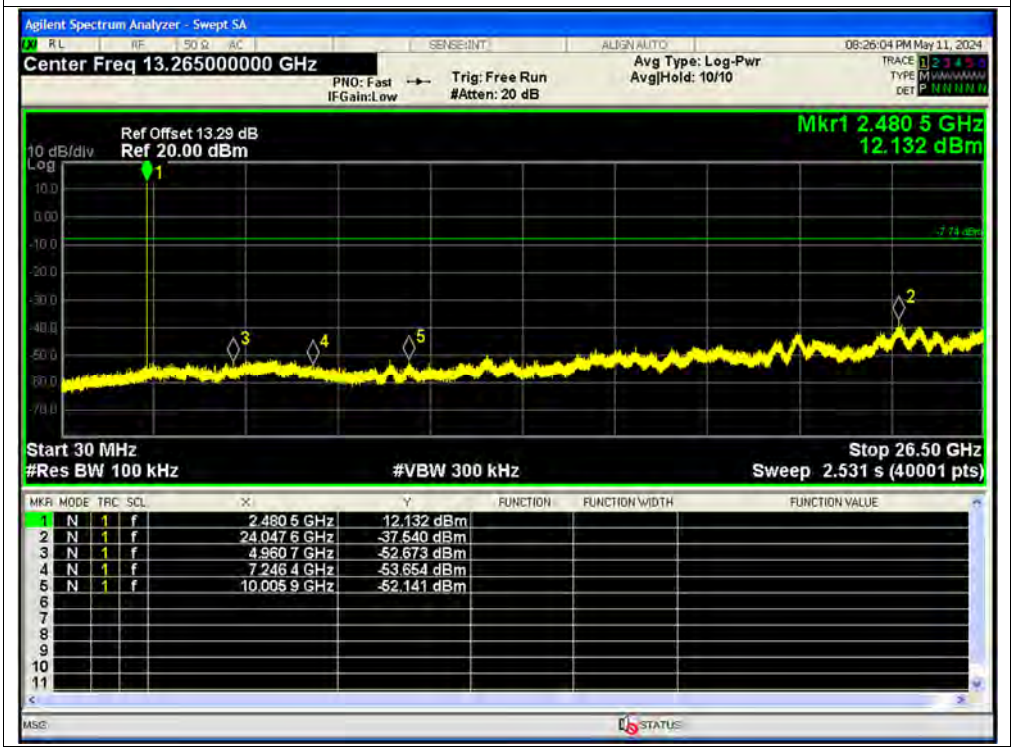

A.9. Band Edge

Left

Condition	Mode	Frequency (MHz)	Antenna	Hopping Mode	Max Value (dBc)	Limit (dBc)	Verdict
NVNT	1-DH5	2402	Ant1	No-Hopping	-55.57	-20	Pass
NVNT	1-DH5	2480	Ant1	No-Hopping	-57.27	-20	Pass
NVNT	2-DH5	2402	Ant1	No-Hopping	-53.85	-20	Pass
NVNT	2-DH5	2480	Ant1	No-Hopping	-55.44	-20	Pass
NVNT	3-DH5	2402	Ant1	No-Hopping	-50.71	-20	Pass
NVNT	3-DH5	2480	Ant1	No-Hopping	-56.75	-20	Pass
NVNT	1-DH5	2402	Ant1	Hopping	-54.85	-20	Pass
NVNT	1-DH5	2480	Ant1	Hopping	-56.3	-20	Pass
NVNT	2-DH5	2402	Ant1	Hopping	-55.52	-20	Pass
NVNT	2-DH5	2480	Ant1	Hopping	-56.73	-20	Pass
NVNT	3-DH5	2402	Ant1	Hopping	-55.39	-20	Pass
NVNT	3-DH5	2480	Ant1	Hopping	-56.73	-20	Pass

Right

Condition	Mode	Frequency (MHz)	Antenna	Hopping Mode	Max Value (dBc)	Limit (dBc)	Verdict
NVNT	1-DH5	2402	Ant1	No-Hopping	-57.21	-20	Pass
NVNT	1-DH5	2480	Ant1	No-Hopping	-57.86	-20	Pass
NVNT	2-DH5	2402	Ant1	No-Hopping	-45.74	-20	Pass
NVNT	2-DH5	2480	Ant1	No-Hopping	-57.61	-20	Pass
NVNT	3-DH5	2402	Ant1	No-Hopping	-44.99	-20	Pass
NVNT	3-DH5	2480	Ant1	No-Hopping	-55.56	-20	Pass
NVNT	1-DH5	2402	Ant1	Hopping	-56.91	-20	Pass
NVNT	1-DH5	2480	Ant1	Hopping	-56.66	-20	Pass
NVNT	2-DH5	2402	Ant1	Hopping	-56.82	-20	Pass
NVNT	2-DH5	2480	Ant1	Hopping	-56	-20	Pass
NVNT	3-DH5	2402	Ant1	Hopping	-56.89	-20	Pass
NVNT	3-DH5	2480	Ant1	Hopping	-57.31	-20	Pass

Left
Test Graphs
Band Edge NVNT 1-DH5 2402MHz Ant1 No-Hopping Ref

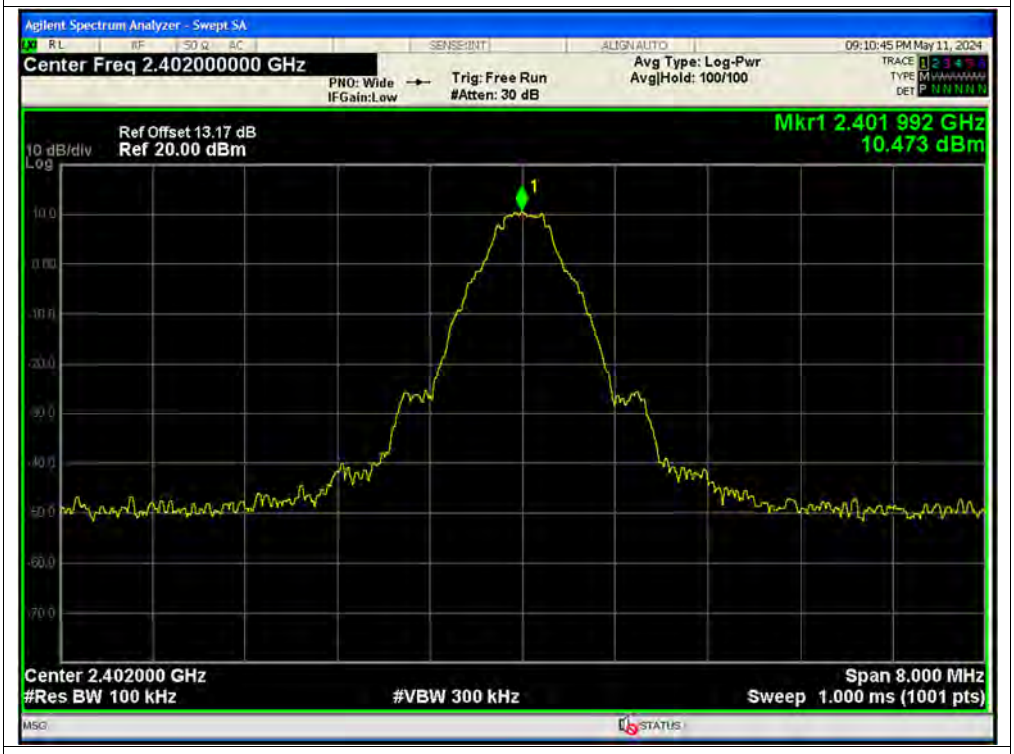

Band Edge NVNT 1-DH5 2402MHz Ant1 No-Hopping Emission

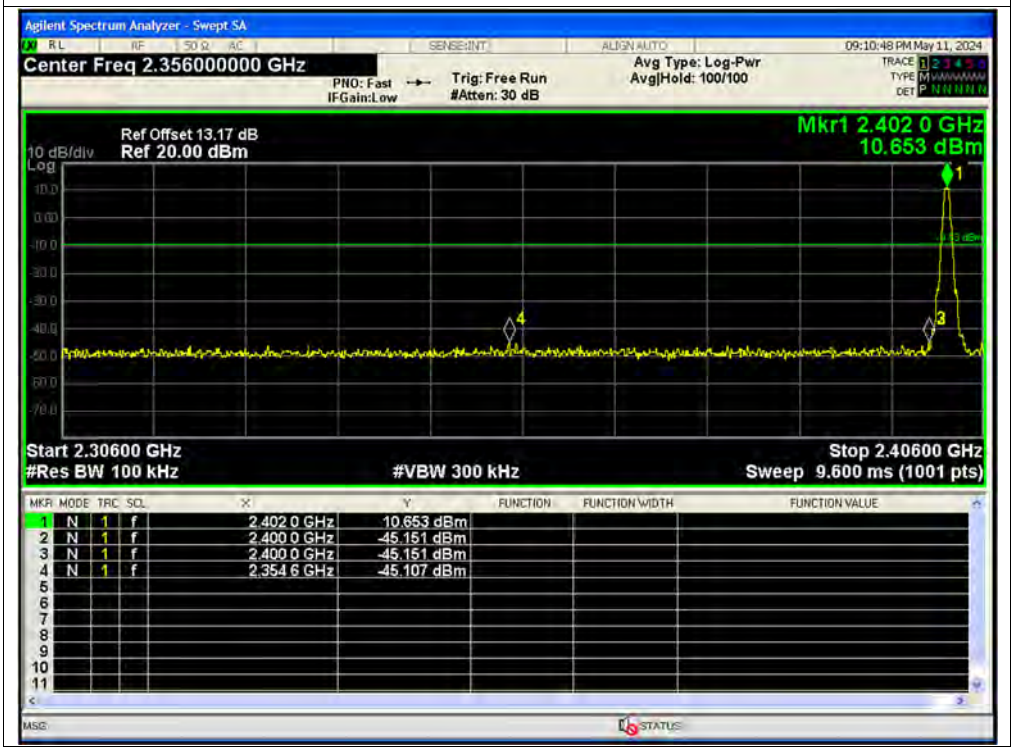

Band Edge NVNT 1-DH5 2480MHz Ant1 No-Hopping Ref

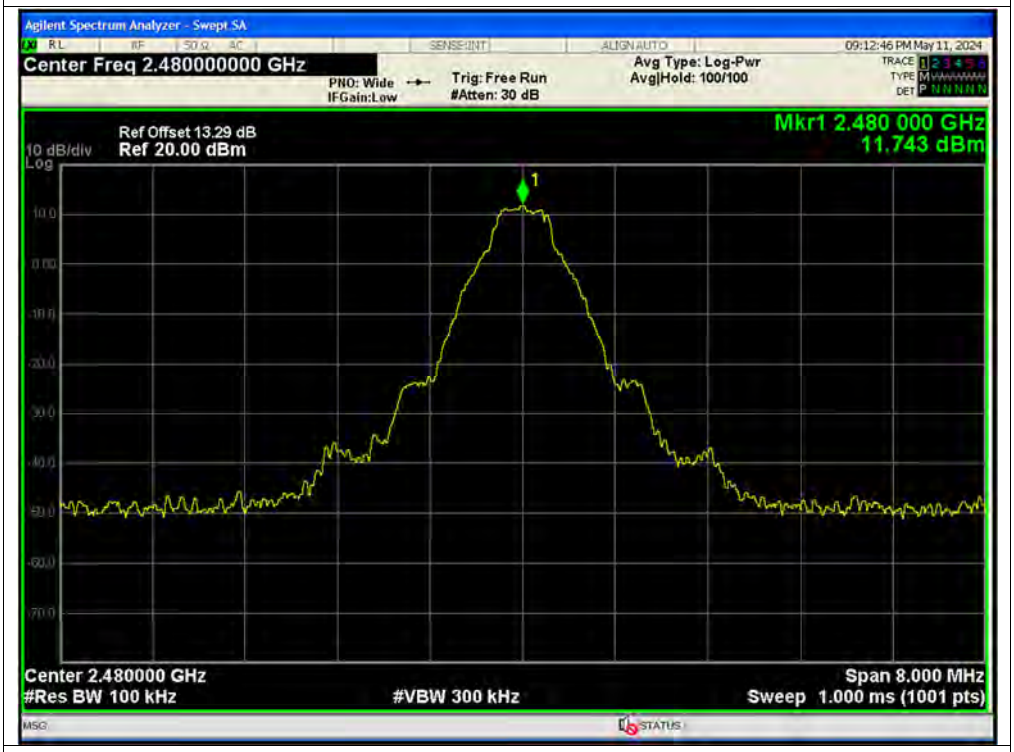

Band Edge NVNT 1-DH5 2480MHz Ant1 No-Hopping Emission

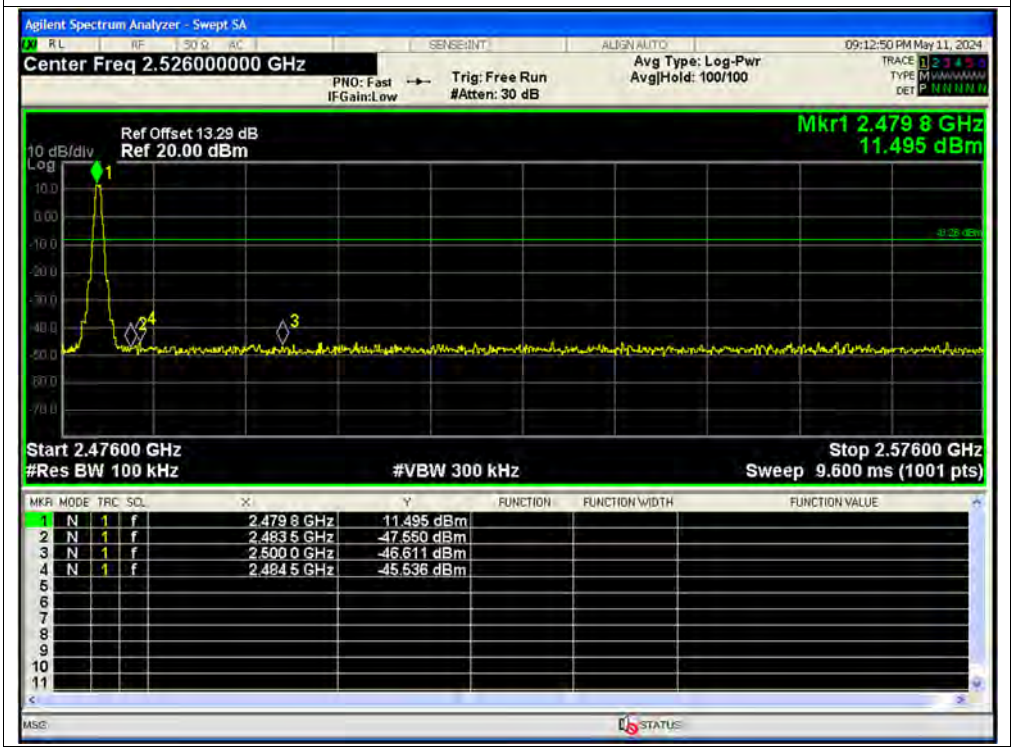

Band Edge NVNT 2-DH5 2402MHz Ant1 No-Hopping Ref

Band Edge NVNT 2-DH5 2402MHz Ant1 No-Hopping Emission

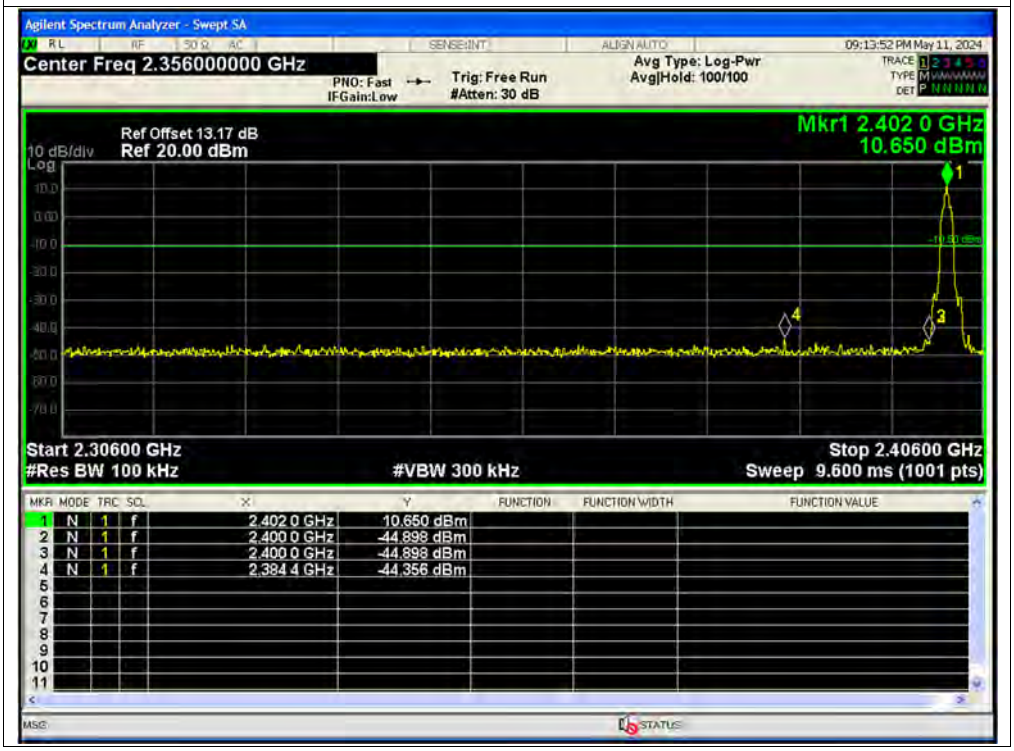

Band Edge NVNT 2-DH5 2480MHz Ant1 No-Hopping Ref

Band Edge NVNT 2-DH5 2480MHz Ant1 No-Hopping Emission

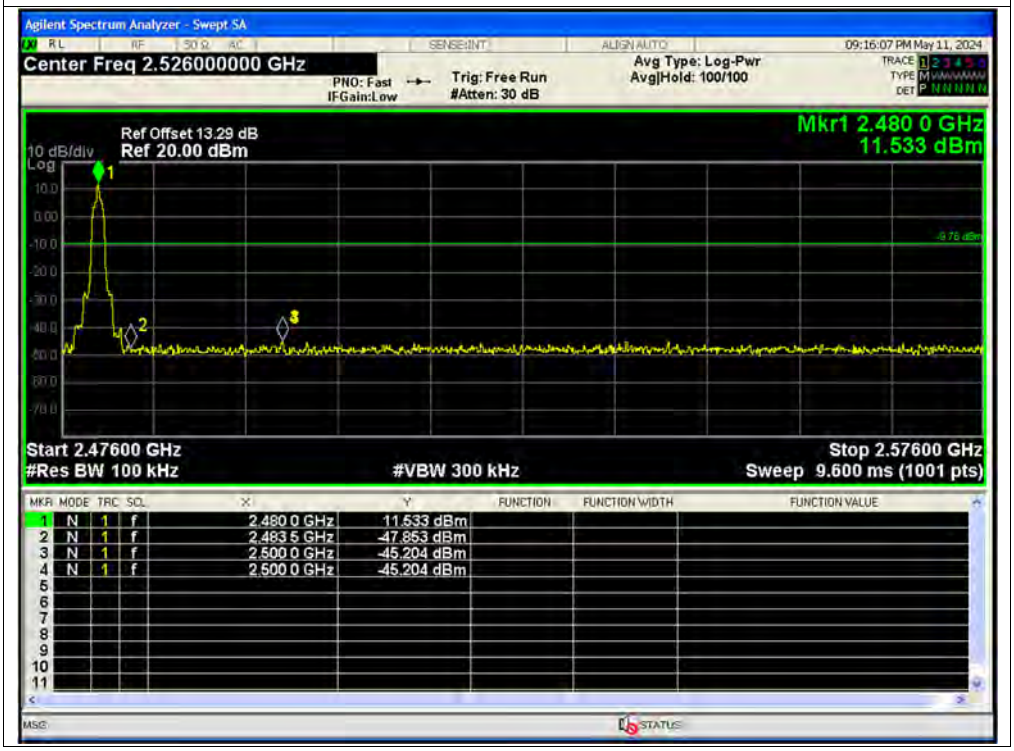

Band Edge NVNT 3-DH5 2402MHz Ant1 No-Hopping Ref

Band Edge NVNT 3-DH5 2402MHz Ant1 No-Hopping Emission

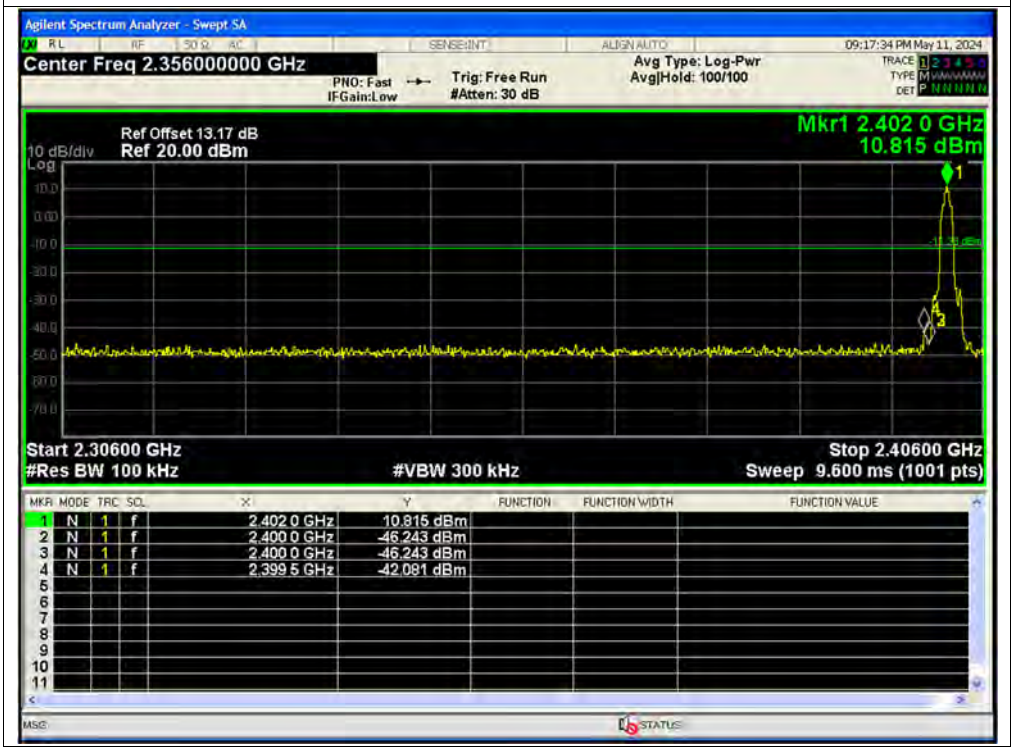

Band Edge NVNT 3-DH5 2480MHz Ant1 No-Hopping Ref

Band Edge NVNT 3-DH5 2480MHz Ant1 No-Hopping Emission

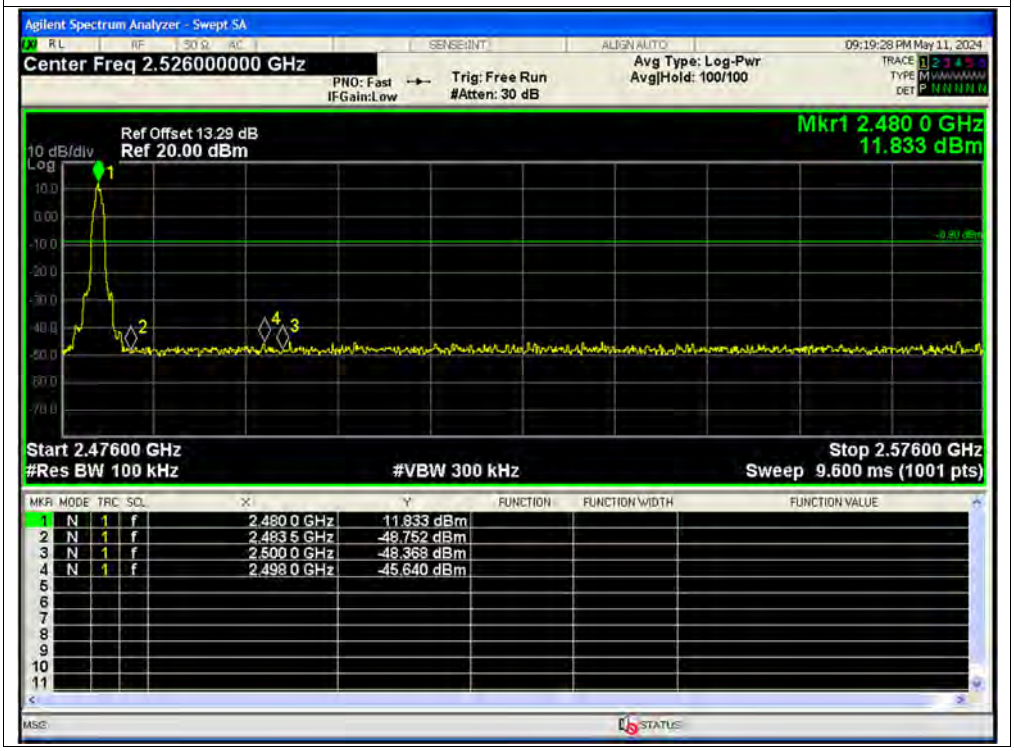

Left
Test Graphs
Band Edge(Hopping) NVNT 1-DH5 2402MHz Ant1 Hopping Ref

Band Edge(Hopping) NVNT 1-DH5 2402MHz Ant1 Hopping Emission

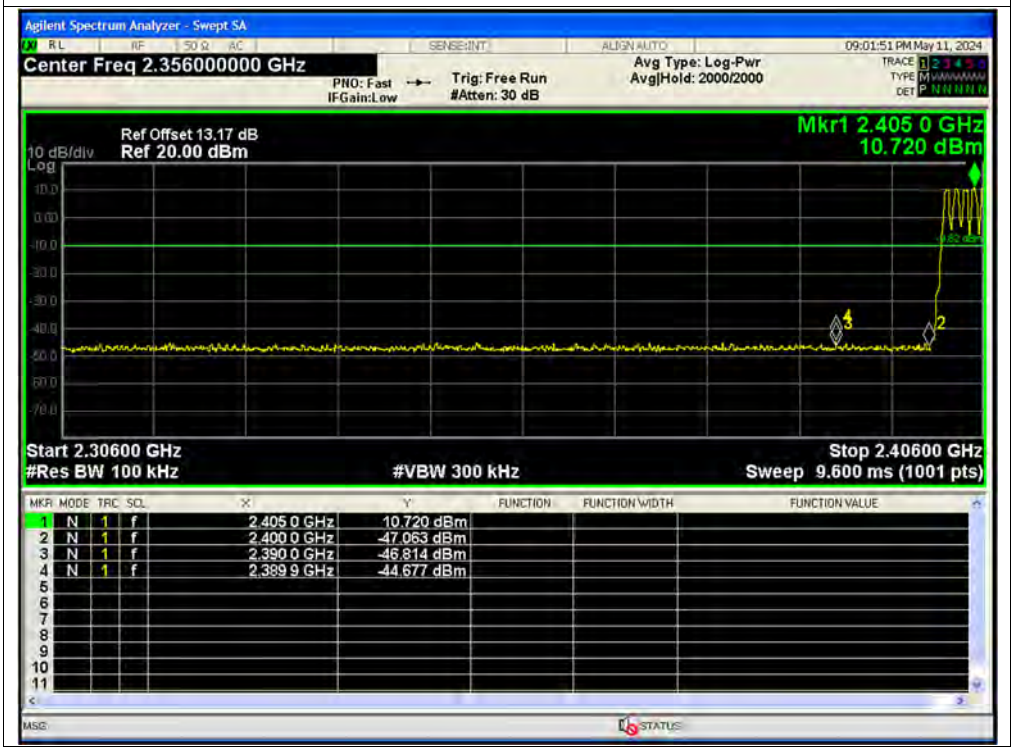

Band Edge(Hopping) NVNT 1-DH5 2480MHz Ant1 Hopping Ref

Band Edge(Hopping) NVNT 1-DH5 2480MHz Ant1 Hopping Emission

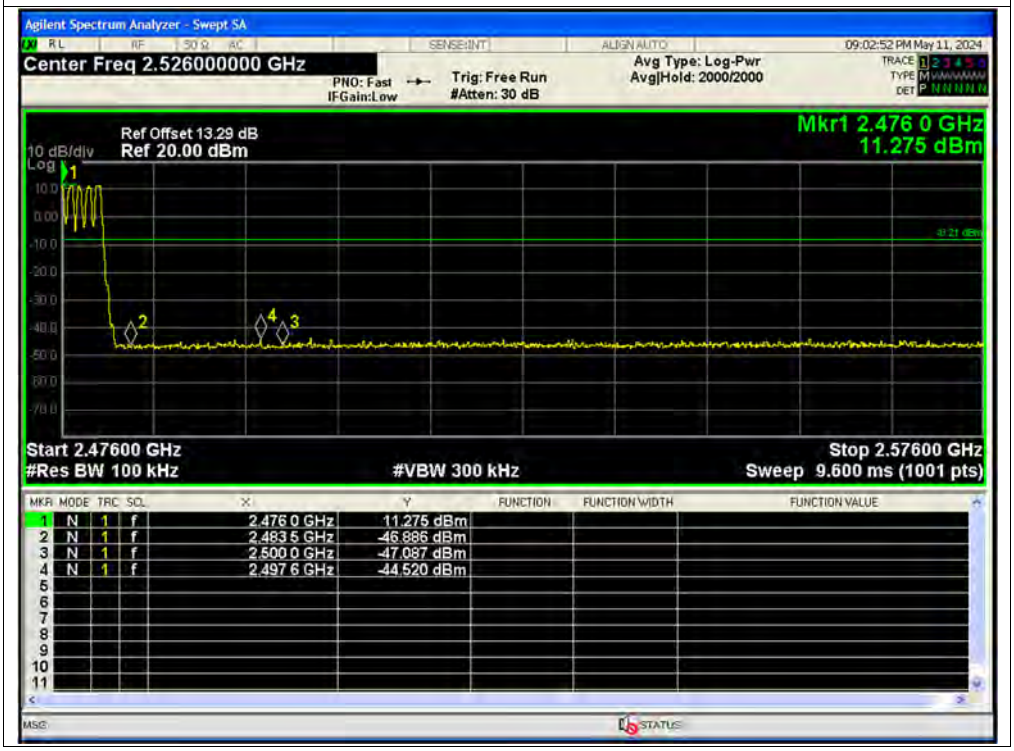

Band Edge(Hopping) NVNT 2-DH5 2402MHz Ant1 Hopping Ref

Band Edge(Hopping) NVNT 2-DH5 2402MHz Ant1 Hopping Emission

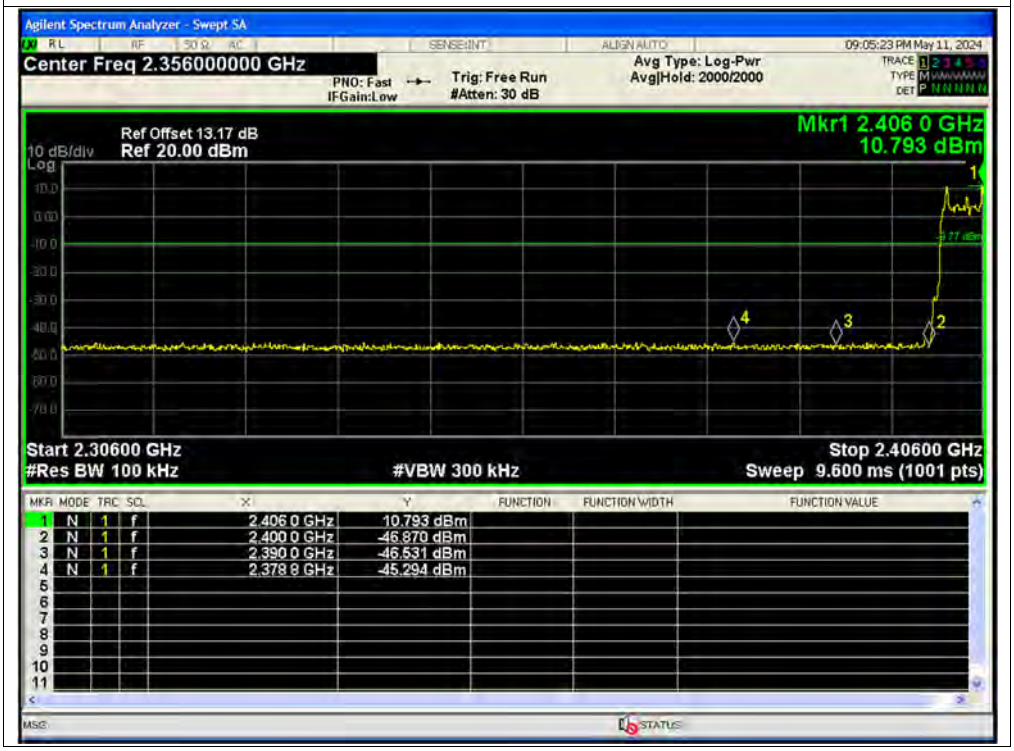

Band Edge(Hopping) NVNT 2-DH5 2480MHz Ant1 Hopping Ref

Band Edge(Hopping) NVNT 2-DH5 2480MHz Ant1 Hopping Emission

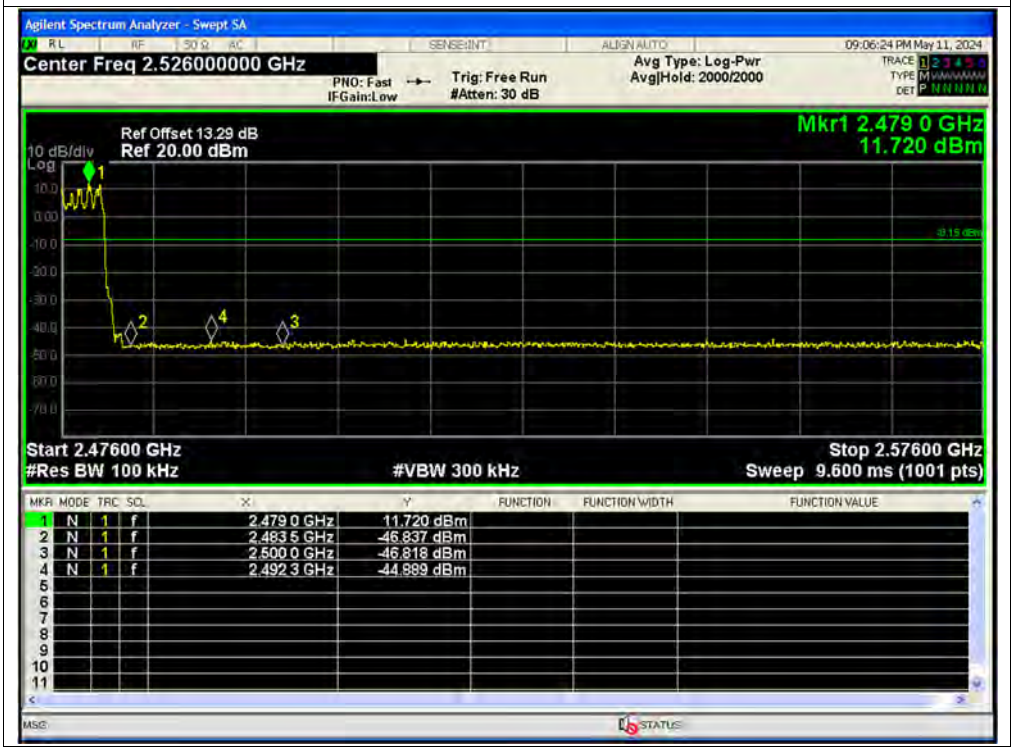

Band Edge(Hopping) NVNT 3-DH5 2402MHz Ant1 Hopping Ref

Band Edge(Hopping) NVNT 3-DH5 2402MHz Ant1 Hopping Emission

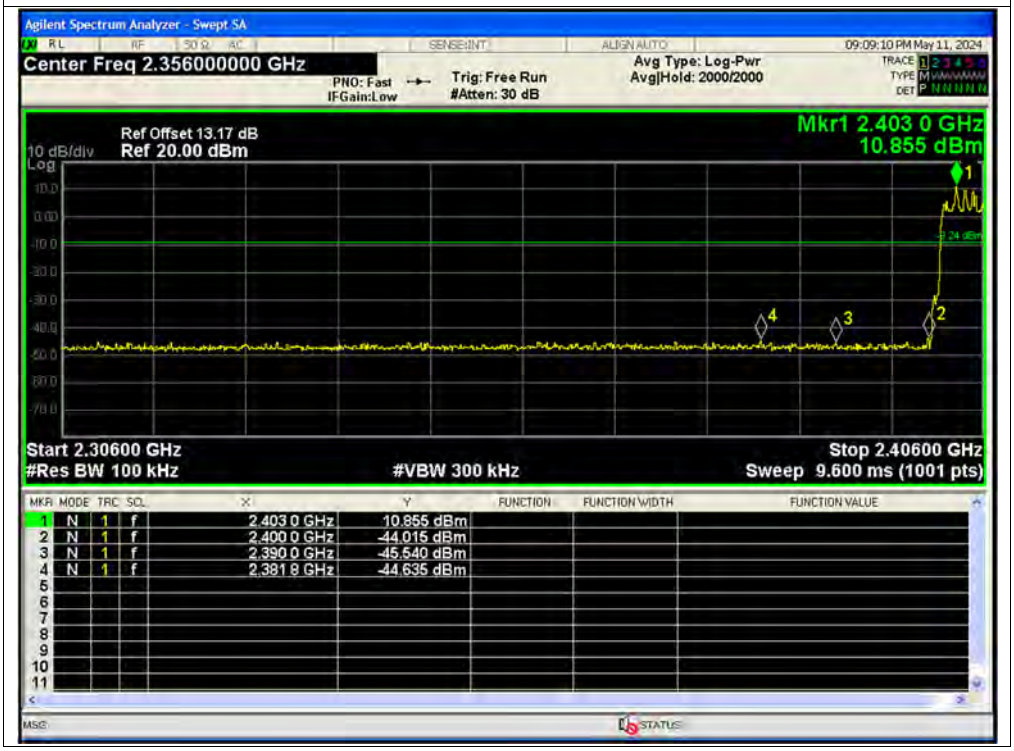

Band Edge(Hopping) NVNT 3-DH5 2480MHz Ant1 Hopping Ref

Band Edge(Hopping) NVNT 3-DH5 2480MHz Ant1 Hopping Emission

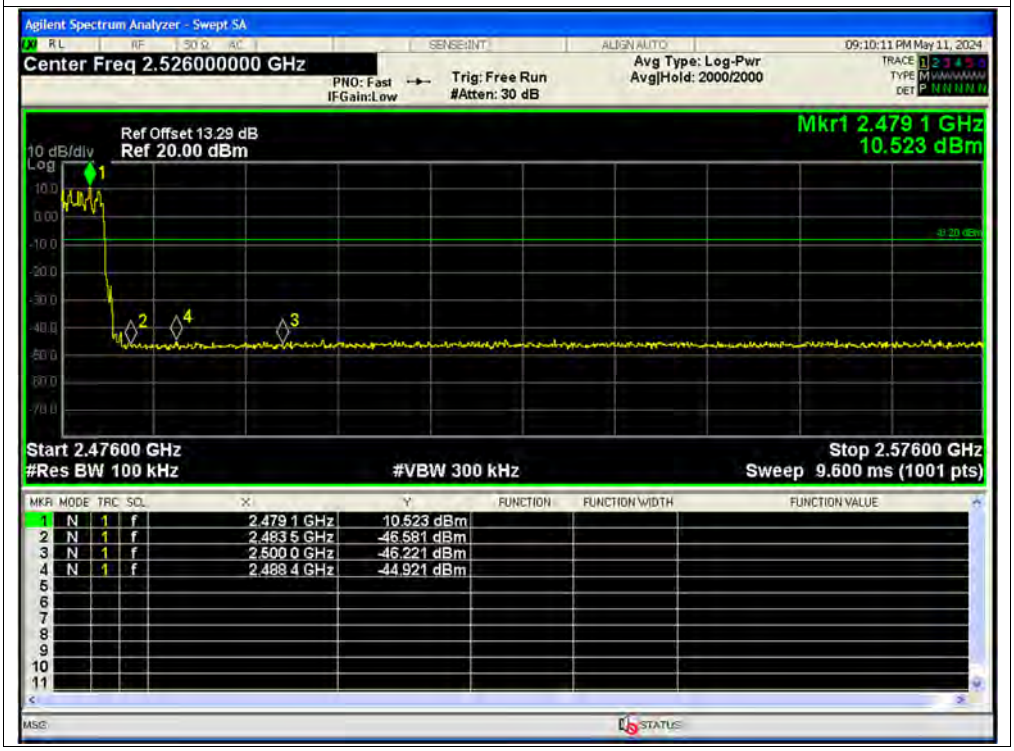

Right
Test Graphs
Band Edge NVNT 1-DH5 2402MHz Ant1 No-Hopping Ref

Band Edge NVNT 1-DH5 2402MHz Ant1 No-Hopping Emission

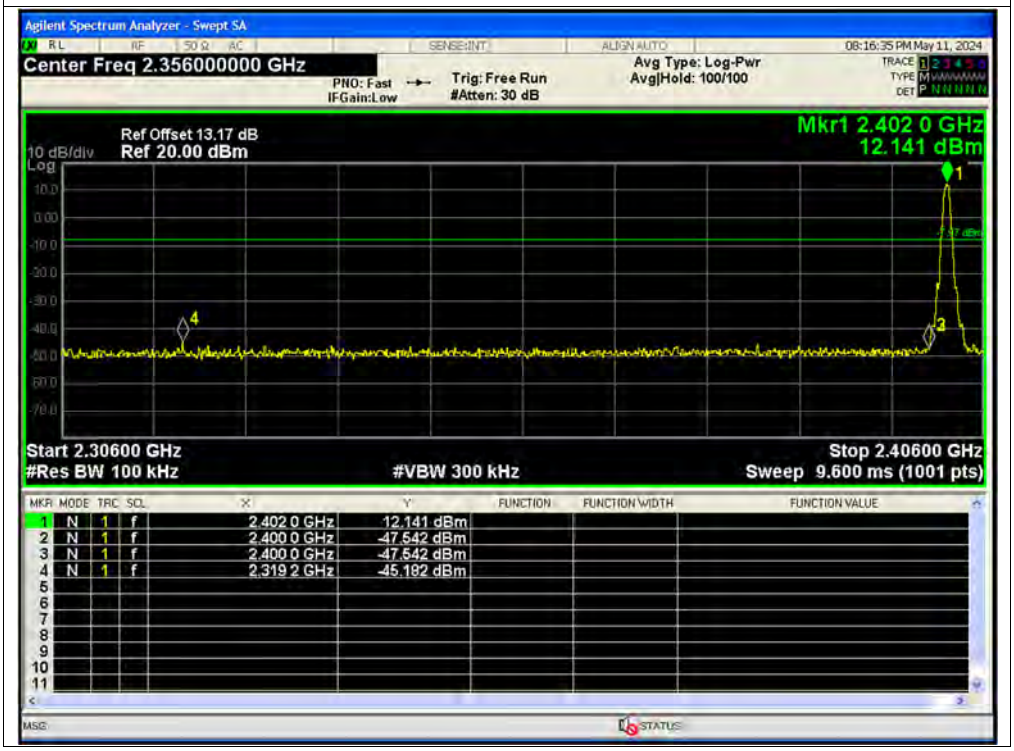

Band Edge NVNT 1-DH5 2480MHz Ant1 No-Hopping Ref

Band Edge NVNT 1-DH5 2480MHz Ant1 No-Hopping Emission

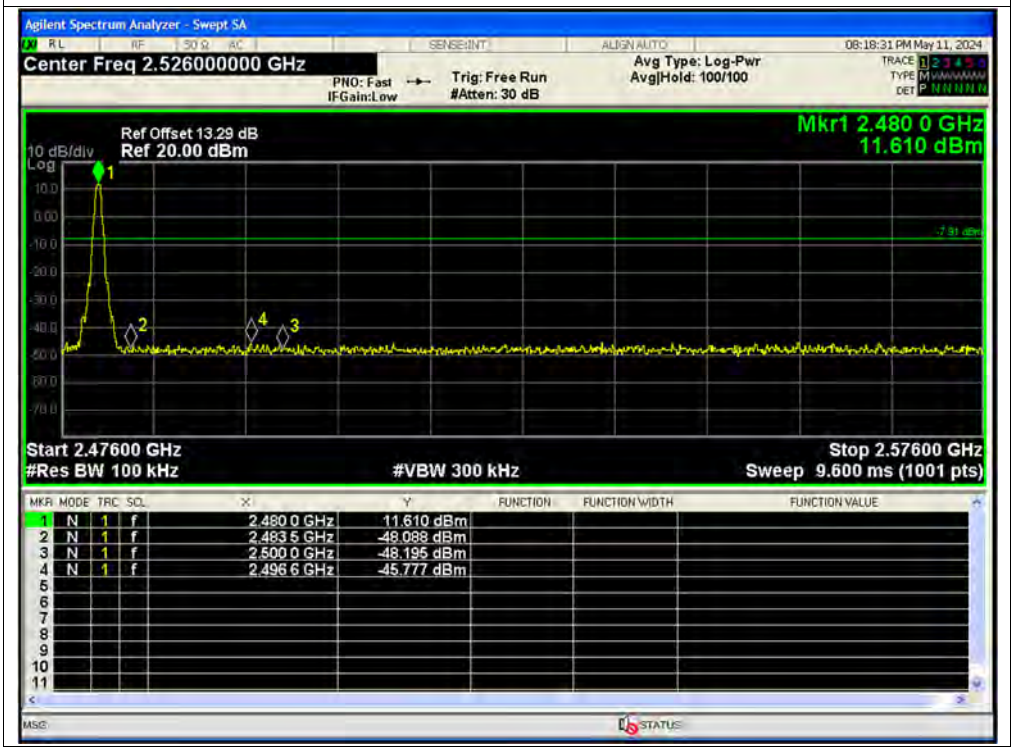

Band Edge NVNT 2-DH5 2402MHz Ant1 No-Hopping Ref

Band Edge NVNT 2-DH5 2402MHz Ant1 No-Hopping Emission

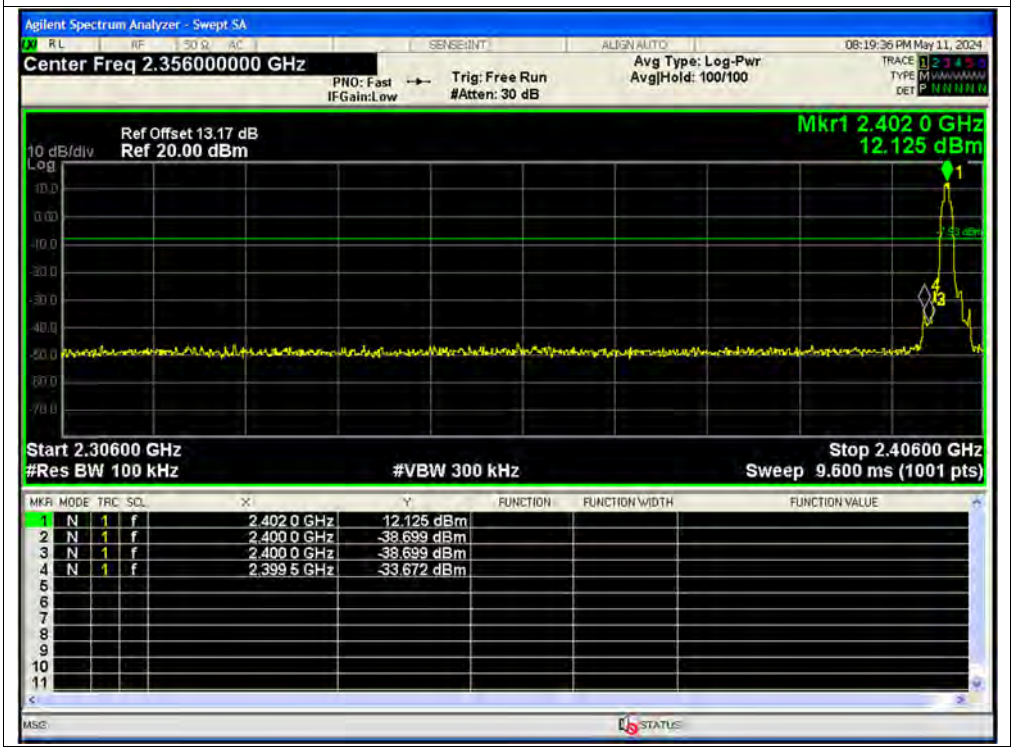

Band Edge NVNT 2-DH5 2480MHz Ant1 No-Hopping Ref

Band Edge NVNT 2-DH5 2480MHz Ant1 No-Hopping Emission

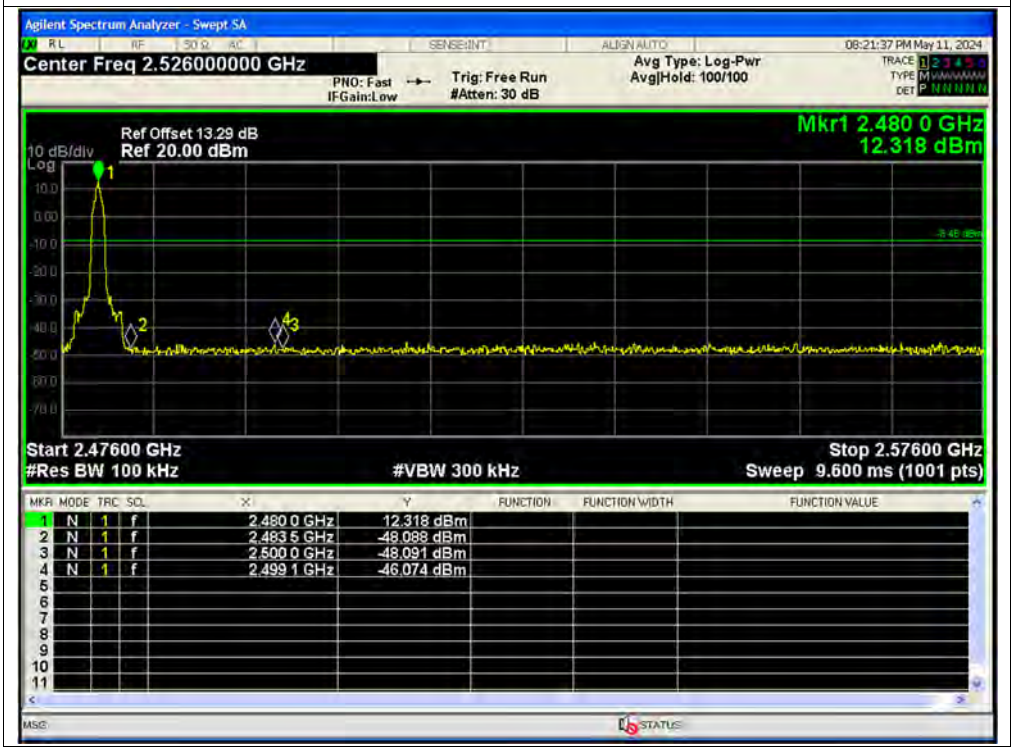

Band Edge NVNT 3-DH5 2402MHz Ant1 No-Hopping Ref

Band Edge NVNT 3-DH5 2402MHz Ant1 No-Hopping Emission

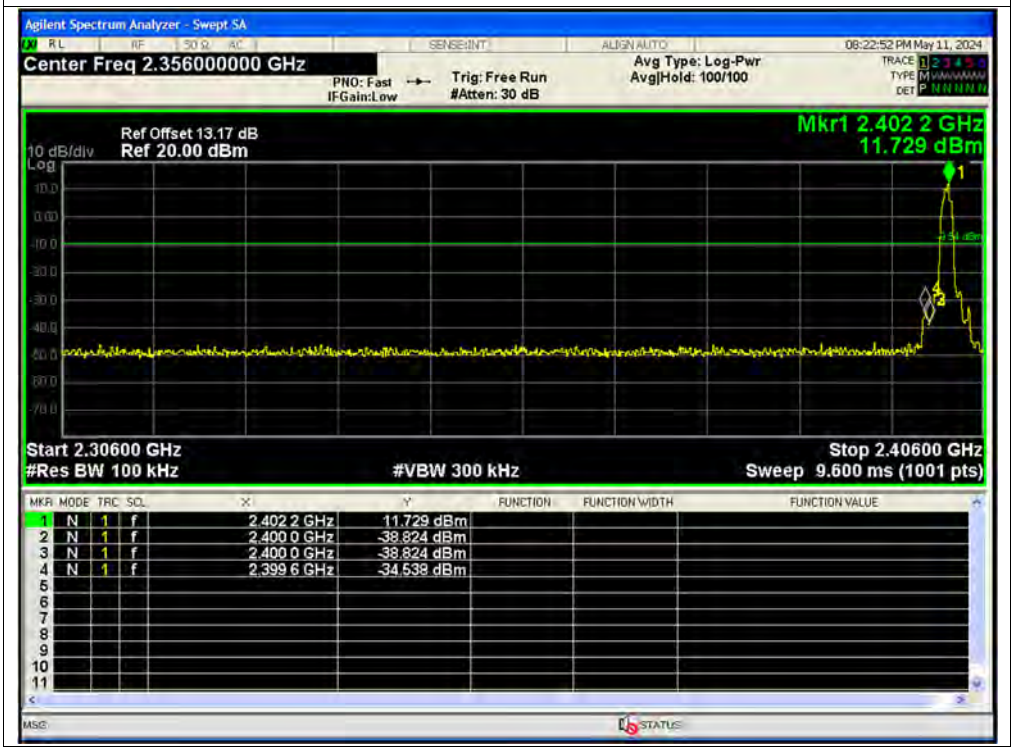

Band Edge NVNT 3-DH5 2480MHz Ant1 No-Hopping Ref

Band Edge NVNT 3-DH5 2480MHz Ant1 No-Hopping Emission

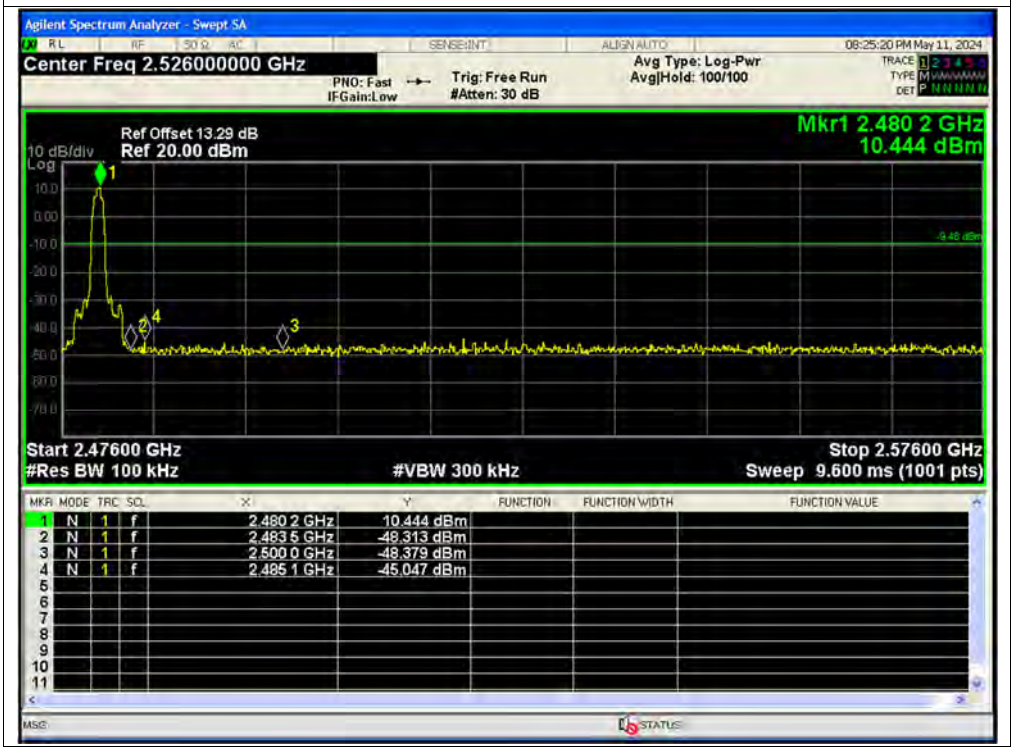

Right
Test Graphs
Band Edge(Hopping) NVNT 1-DH5 2402MHz Ant1 Hopping Ref

Band Edge(Hopping) NVNT 1-DH5 2402MHz Ant1 Hopping Emission

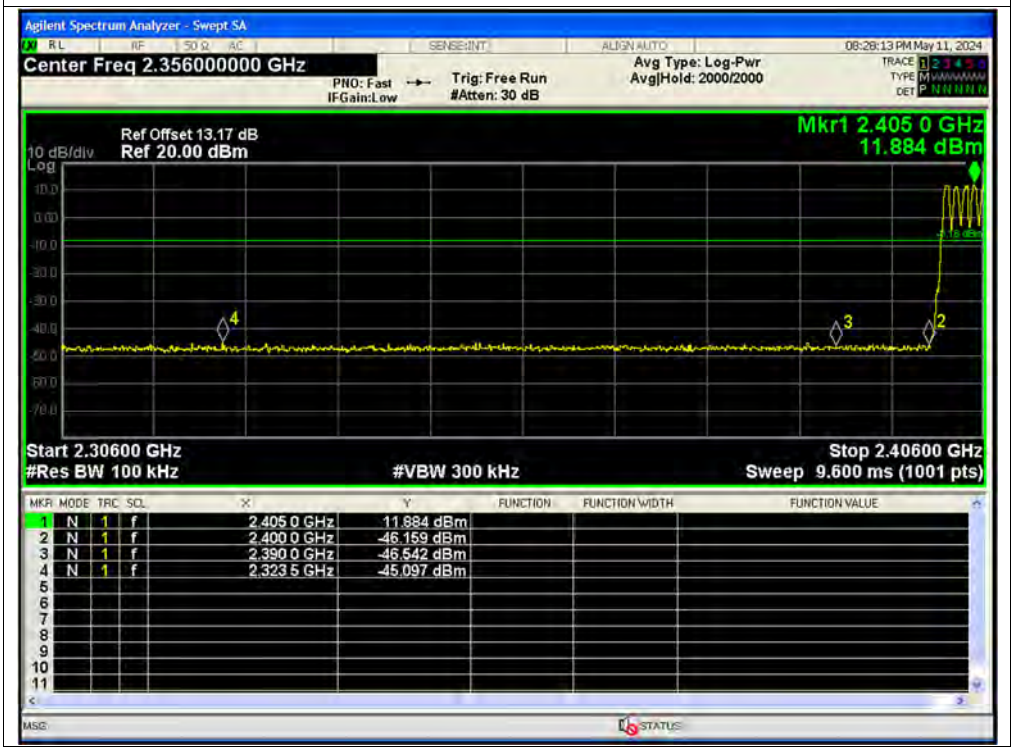

Band Edge(Hopping) NVNT 1-DH5 2480MHz Ant1 Hopping Ref

Band Edge(Hopping) NVNT 1-DH5 2480MHz Ant1 Hopping Emission

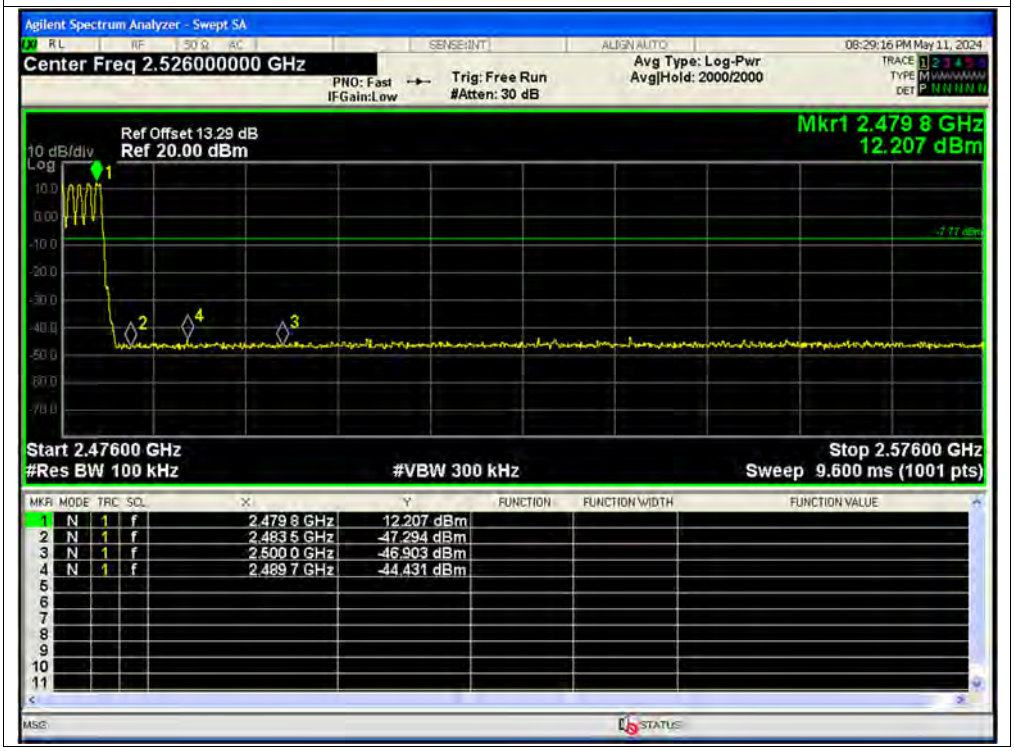

Band Edge(Hopping) NVNT 2-DH5 2402MHz Ant1 Hopping Ref

Band Edge(Hopping) NVNT 2-DH5 2402MHz Ant1 Hopping Emission

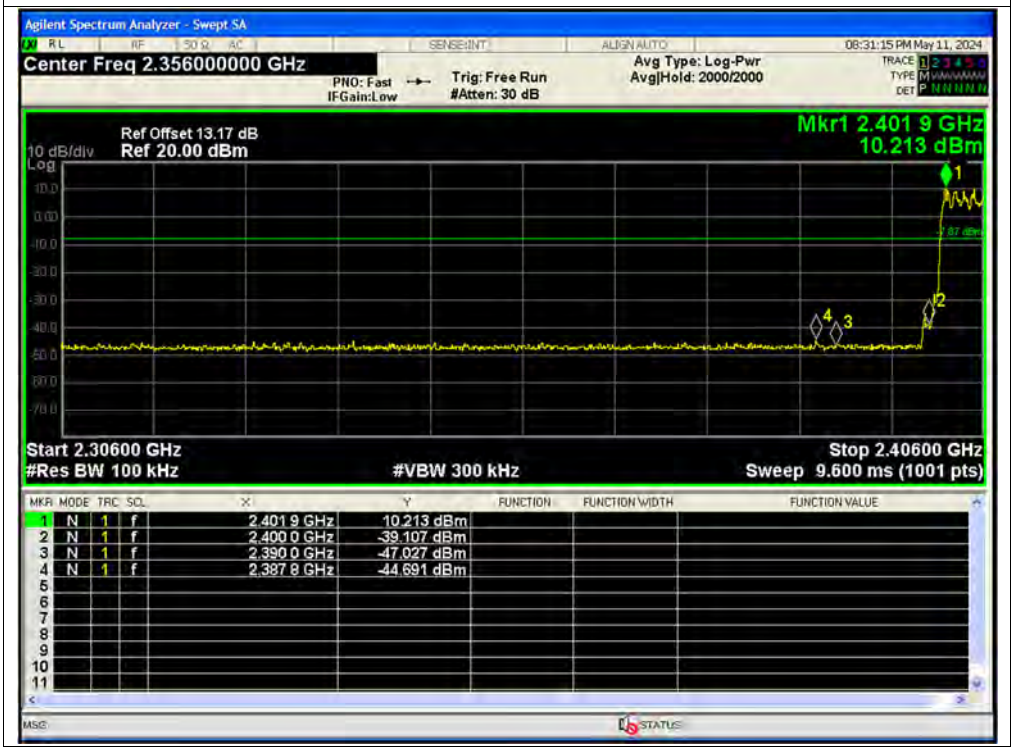

Band Edge(Hopping) NVNT 2-DH5 2480MHz Ant1 Hopping Ref

Band Edge(Hopping) NVNT 2-DH5 2480MHz Ant1 Hopping Emission

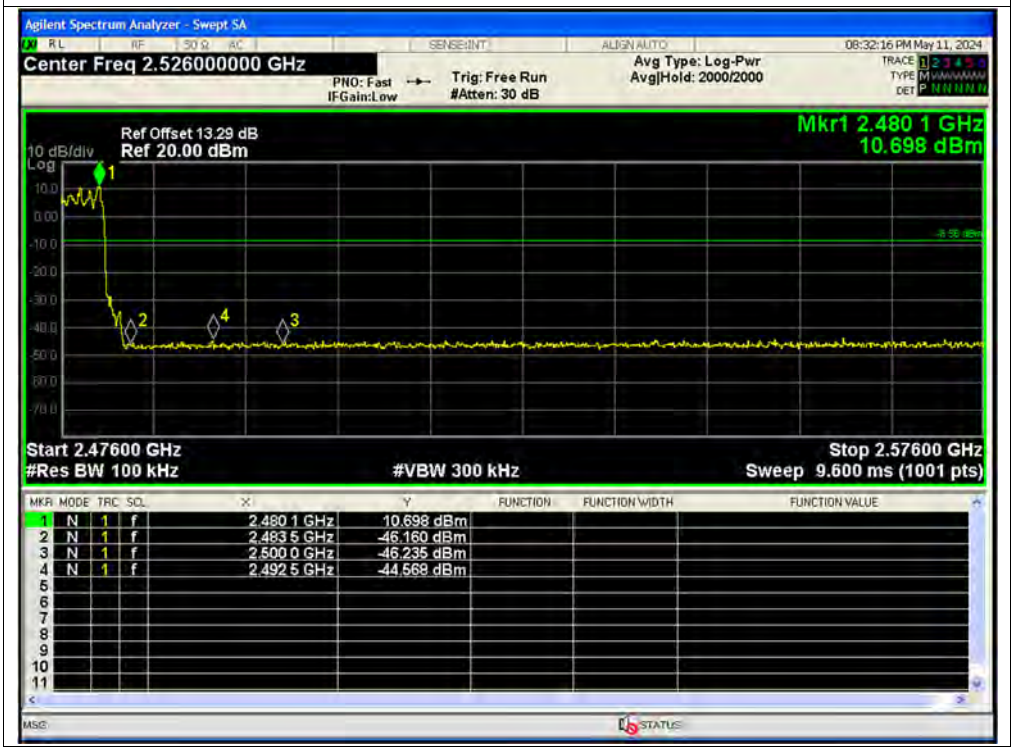

Band Edge(Hopping) NVNT 3-DH5 2402MHz Ant1 Hopping Ref

Band Edge(Hopping) NVNT 3-DH5 2402MHz Ant1 Hopping Emission

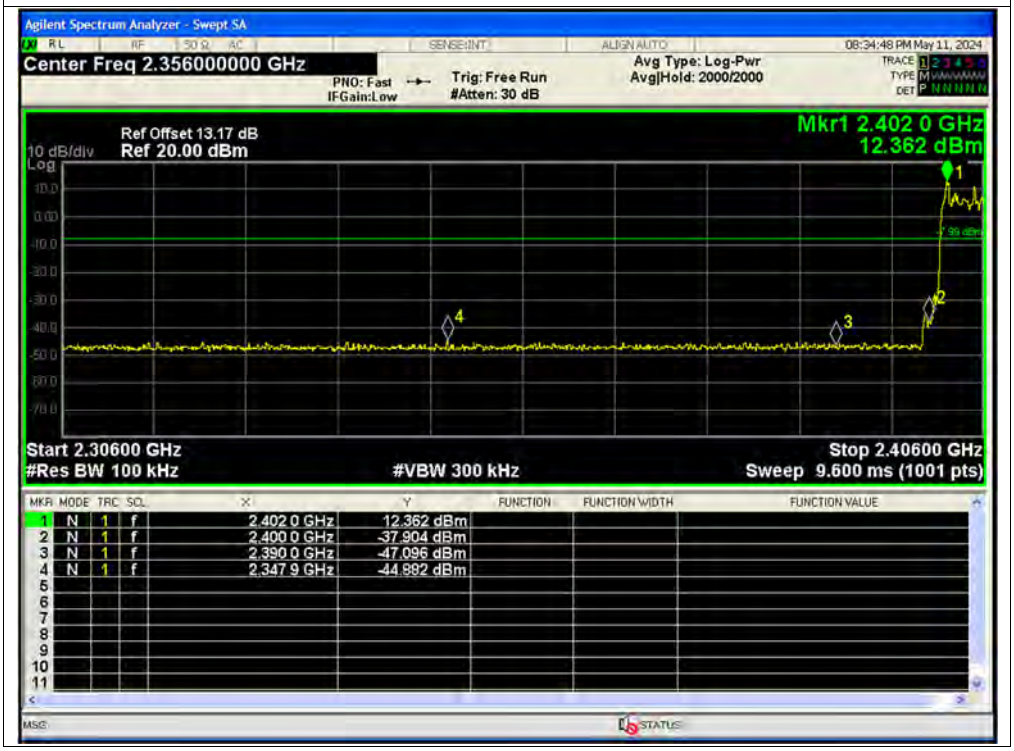

Band Edge(Hopping) NVNT 3-DH5 2480MHz Ant1 Hopping Ref

Band Edge(Hopping) NVNT 3-DH5 2480MHz Ant1 Hopping Emission

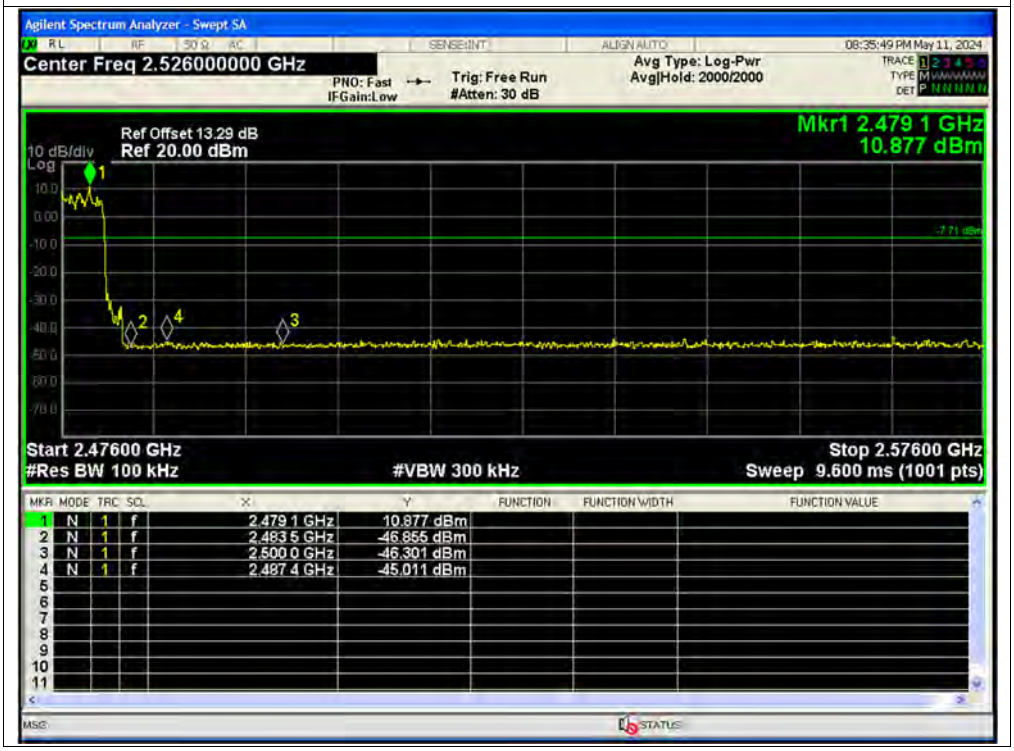

A.10. Conducted Emission

The maximum conducted interference is searched using Peak (PK), if the emission levels more than the AV and QP limits, and that have narrow margins from the AV and QP limits will be re-measured with AV and QP detectors. Tests for both L phase and N phase lines of the power mains connected to the EUT are performed. Set RBW=9kHz, VBW=30kHz. Refer to recorded points and plots below.

Note: Both of the test voltage AC 120V/60Hz and AC 230V/50Hz were considered and tested respectively, only the results of the worst case AC 120V/60Hz were recorded in this report.

A. Test Setup:

Test Mode: EUT+PC+PC Adapter + BT TX

Test voltage: AC 120V/60Hz

The measurement results are obtained as below:

E [dBμV] $=U_R + L_{Cable\ loss}$ [dB] + A_{Factor}

U_R: Receiver Reading

A_{Factor}: Voltage division factor of LISN

B. Test Plot:

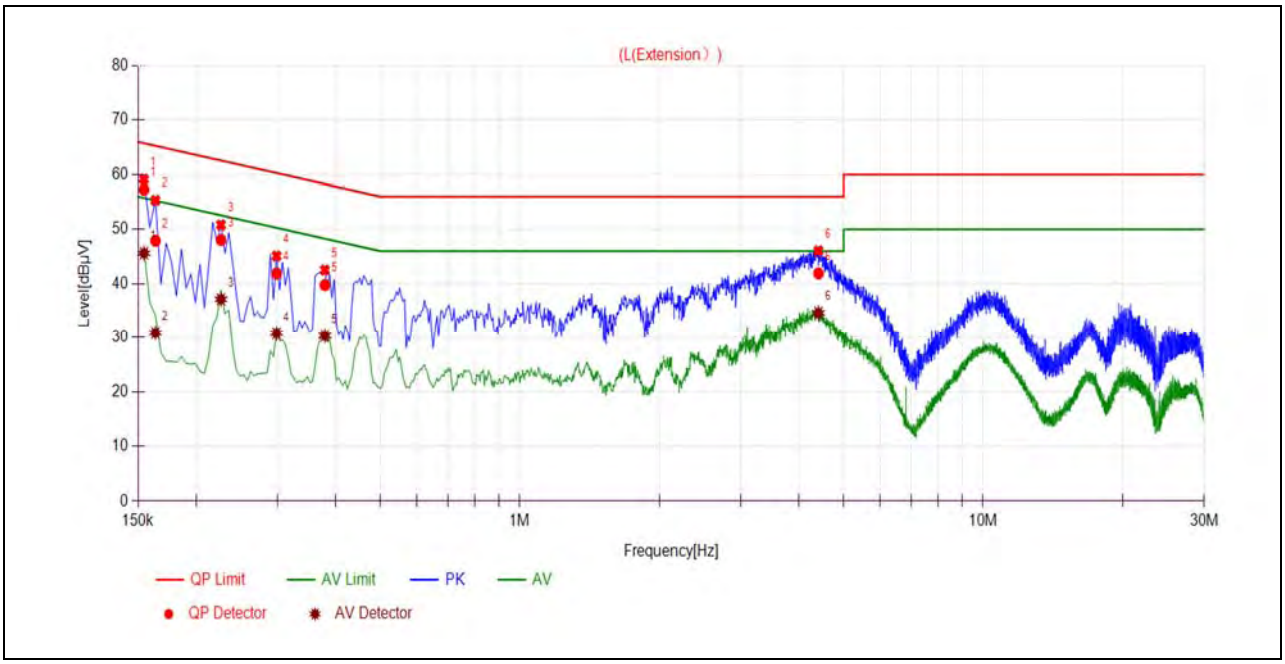

(L Phase)

No.	Fre. (MHz)	Emission Level (dBµV)		Limit (dBµV)		Power-line	Verdict
		Quai-peak	Average	Quai-peak	Average		
1	0.1545	57.28	45.62	65.75	55.75	Line	PASS
2	0.1635	47.92	30.85	65.28	55.28		PASS
3	0.2265	48.06	37.13	62.58	52.58		PASS
4	0.2985	41.88	30.77	60.28	50.28		PASS
5	0.3795	39.76	30.31	58.29	48.29		PASS
6	4.4111	41.90	34.62	56.00	46.00		PASS

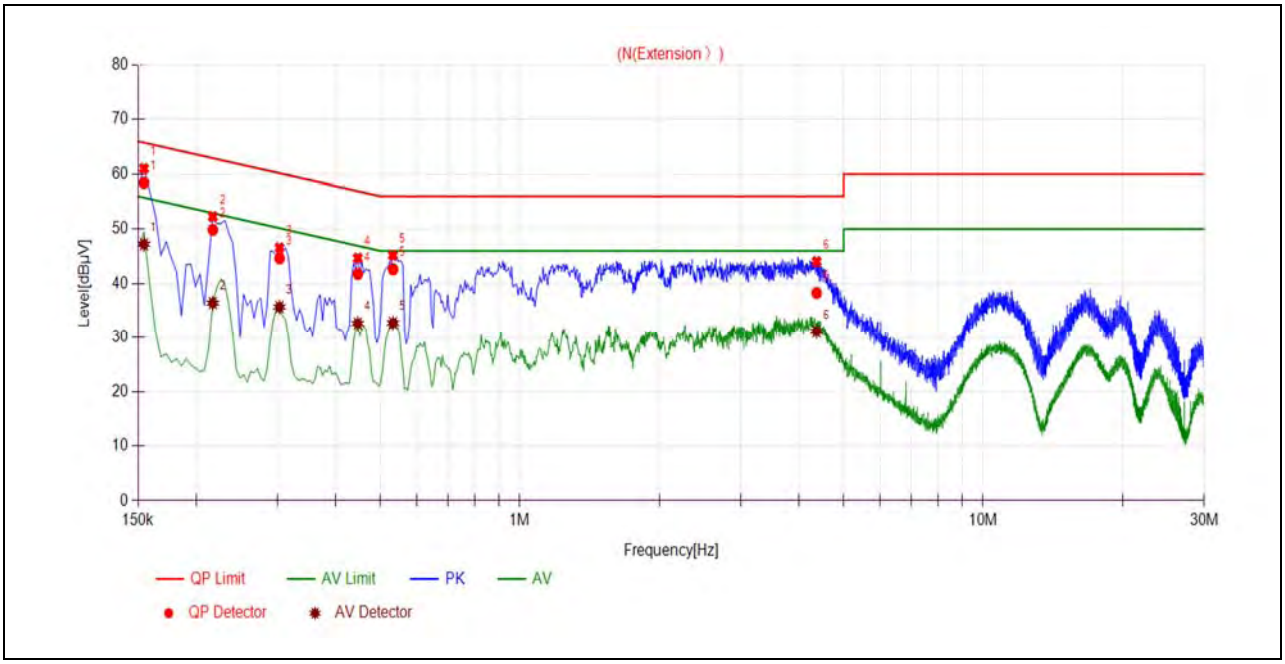

(N Phase)

No.	Fre. (MHz)	Emission Level (dBμV)		Limit (dBμV)		Power-line	Verdict
		Quai-peak	Average	Quai-peak	Average		
1	0.1545	58.44	47.23	65.76	55.76	Neutral	PASS
2	0.2175	49.86	36.42	62.91	52.91		PASS
3	0.3030	44.64	35.70	60.16	50.16		PASS
4	0.4470	41.76	32.65	56.93	46.93		PASS
5	0.5326	42.62	32.74	56.00	46.00		PASS
6	4.3706	38.28	31.13	56.00	46.00		PASS

A.11. Restricted Frequency Bands

The lowest and highest channels are tested to verify the Restricted Frequency Bands.
The measurement results are obtained as below:
E [dBμV/m] $=U_R + A_T + A_{Factor}$ [dB]; $A_T = L_{Cable\ loss}$ [dB]-G_{preamp} [dB]
A_T: Total correction Factor except Antenna
U_R: Receiver Reading
G_{preamp}: Preamplifier Gain
A_{Factor}: Antenna Factor at 3m

Note: Restricted Frequency Bands were performed when antenna was at vertical and horizontal polarity, and only the worse test condition (vertical) was recorded in this test report.

Left

GFSK Mode

Channel	Frequency (MHz)	Detector PK/ AV	Receiver Reading U_R (dBμV)	A_T (dB)	A_{Factor} (dB@3m)	Max. Emission E (dBμV/m)	Limit (dBμV/m)	Verdict
0	2374.05	PK	24.98	6.74	27.20	58.92	74	PASS
0	2376.02	AV	12.77	6.74	27.20	46.71	54	PASS
78	2498.50	PK	24.67	6.74	27.20	58.61	74	PASS
78	2484.25	AV	12.51	6.74	27.20	46.45	54	PASS

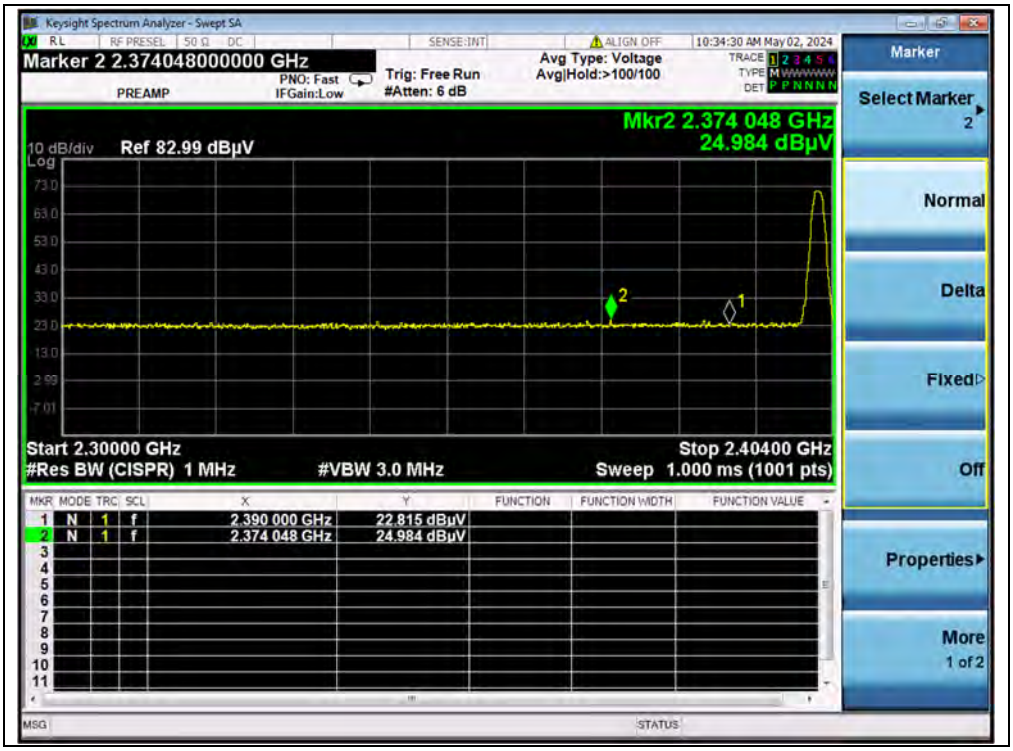

(PEAK, Channel 0, GFSK)

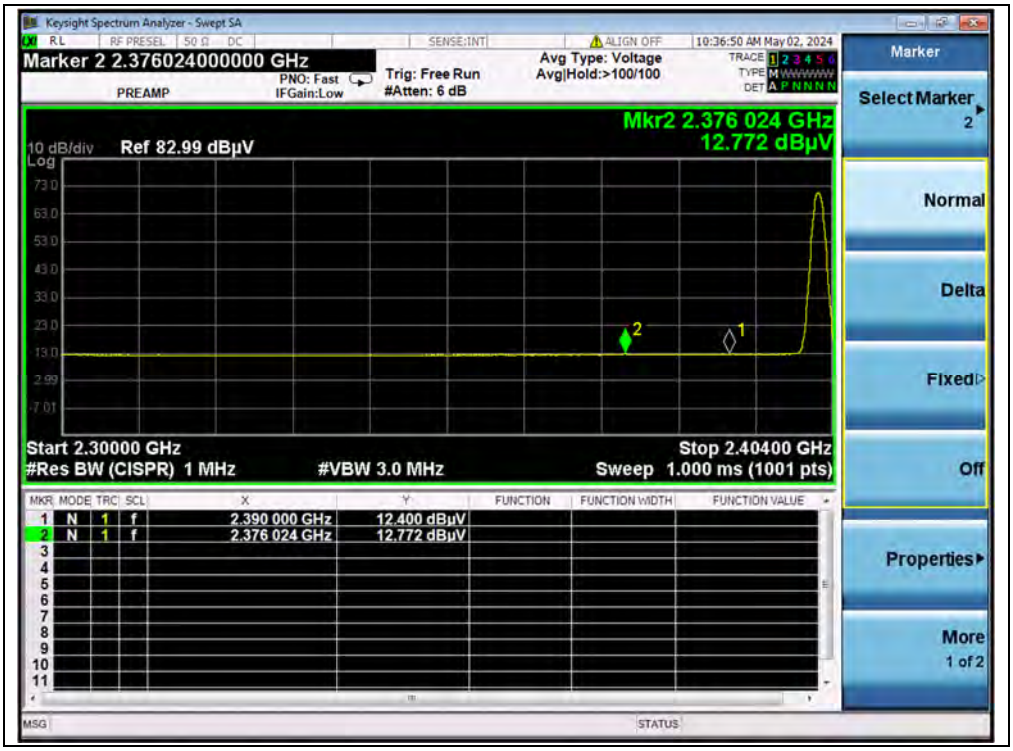

(AVERAGE, Channel 0, GFSK)

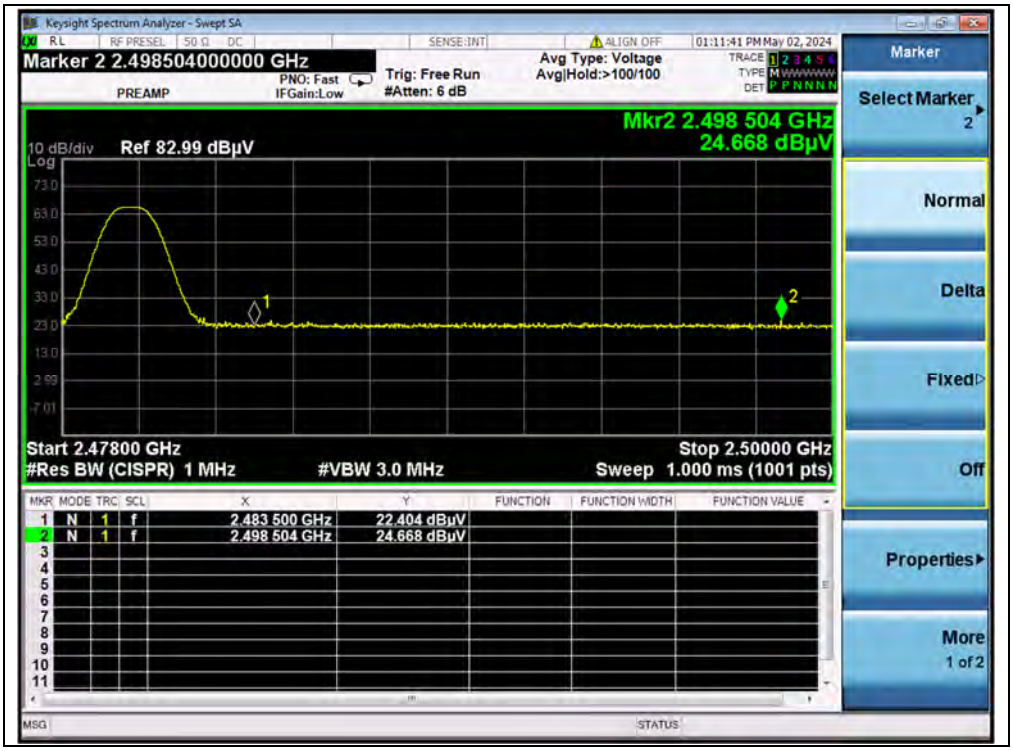

(PEAK, Channel 78, GFSK)

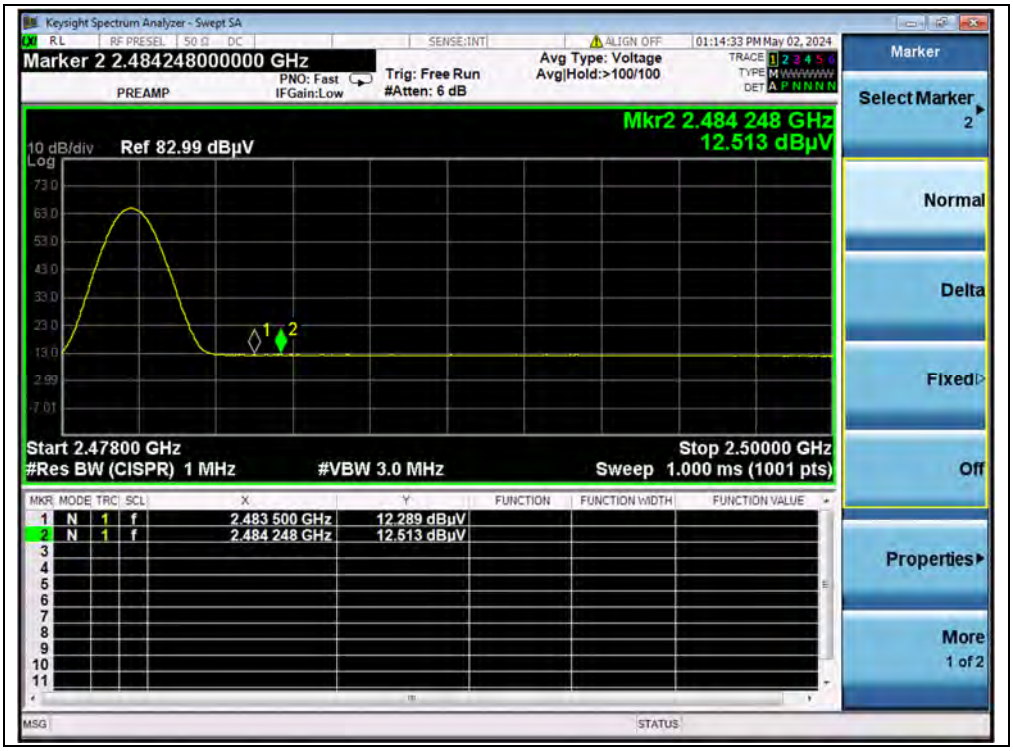

(AVERAGE, Channel 78, GFSK)

π/4-DQPSK Mode

Channel	Frequency (MHz)	Detector PK/ AV	Receiver Reading U_R (dBμV)	A_T (dB)	A_{Factor} (dB@3m)	Max. Emission E (dBμV/m)	Limit (dBμV/m)	Verdict
0	2350.44	PK	25.19	6.74	27.20	59.13	74	PASS
0	2375.92	AV	12.79	6.74	27.20	46.73	54	PASS
78	2485.74	PK	26.02	6.74	27.20	59.96	74	PASS
78	2483.72	AV	12.51	6.74	27.20	46.45	54	PASS

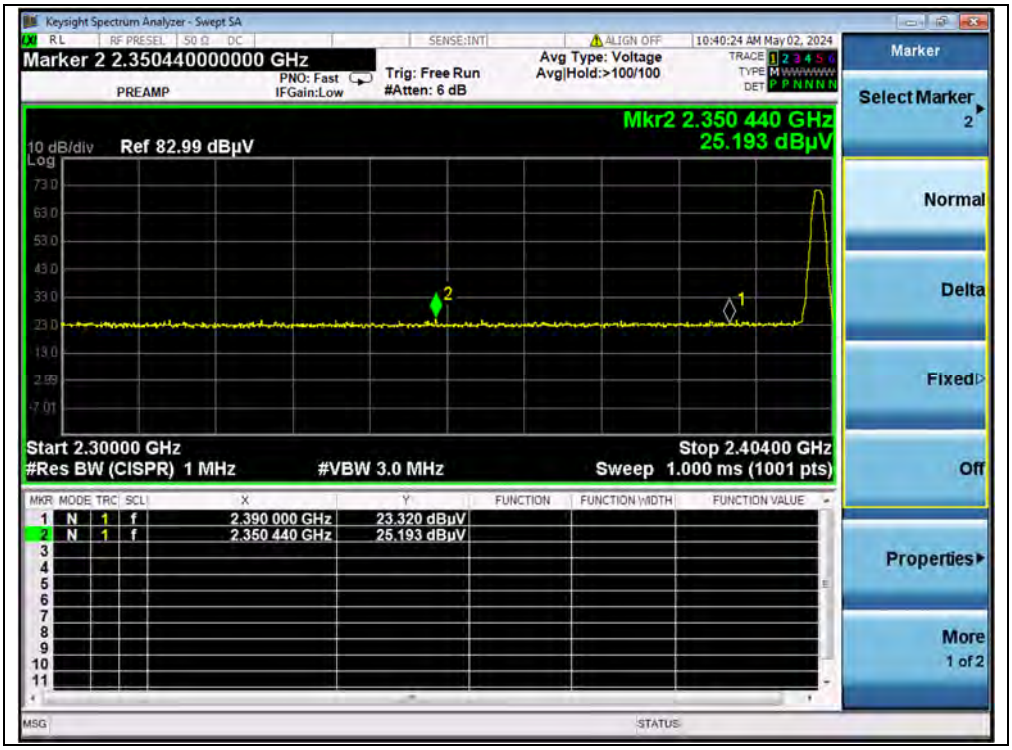

(PEAK, Channel 0,π/4-DQPSK)

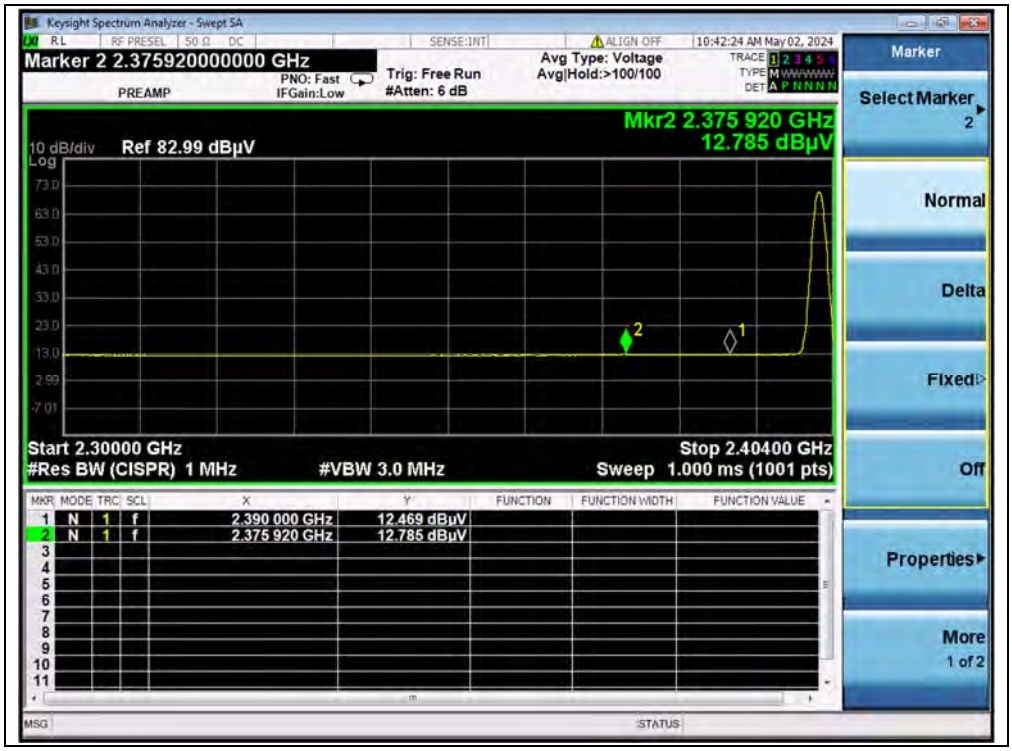

(AVERAGE, Channel 0, π/4-DQPSK)

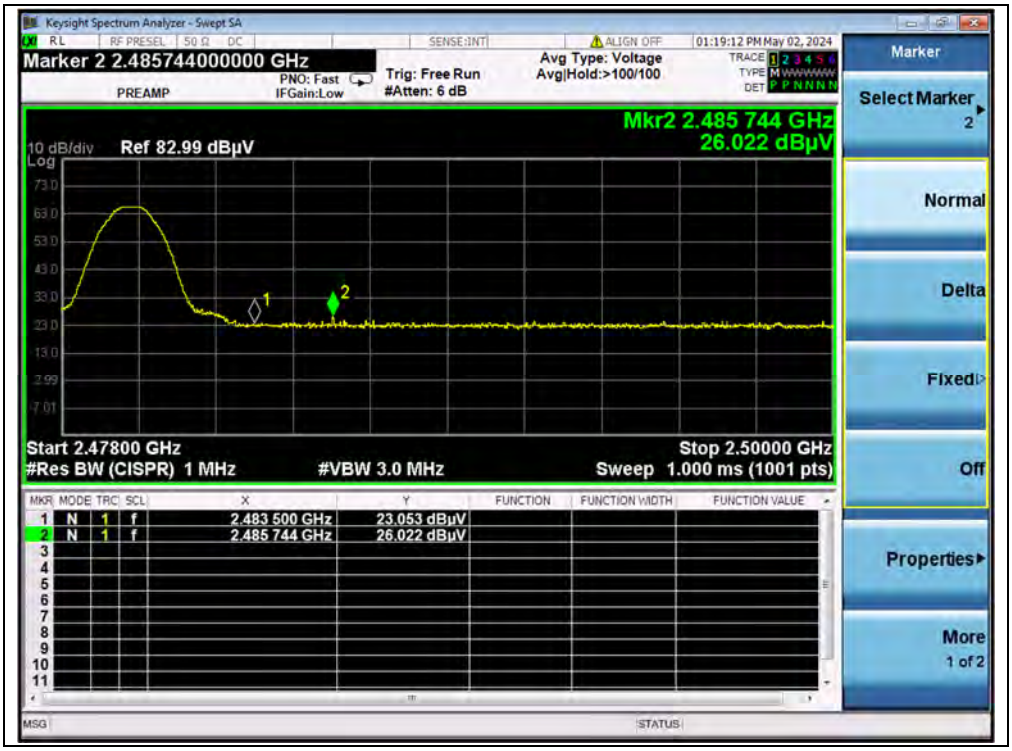

(PEAK, Channel 78, π/4-DQPSK)

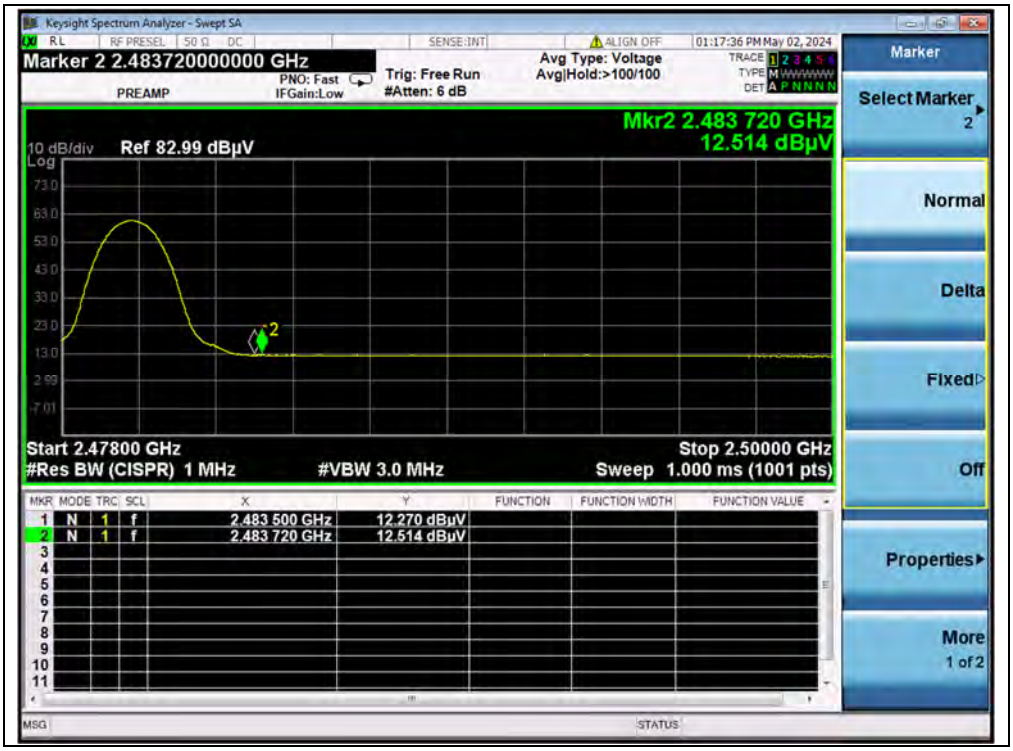

(AVERAGE, Channel 78, π/4-DQPSK)

8-DPSK Mode

Channel	Frequency (MHz)	Detector PK/ AV	Receiver Reading U_R (dBμV)	A_T (dB)	A_{Factor} (dB@3m)	Max. Emission E (dBμV/m)	Limit (dBμV/m)	Verdict
0	2369.26	PK	24.84	6.74	27.20	58.78	74	PASS
0	2386.42	AV	12.67	6.74	27.20	46.61	54	PASS
78	2483.81	PK	25.24	6.74	27.20	59.18	74	PASS
78	2484.69	AV	12.48	6.74	27.20	46.42	54	PASS

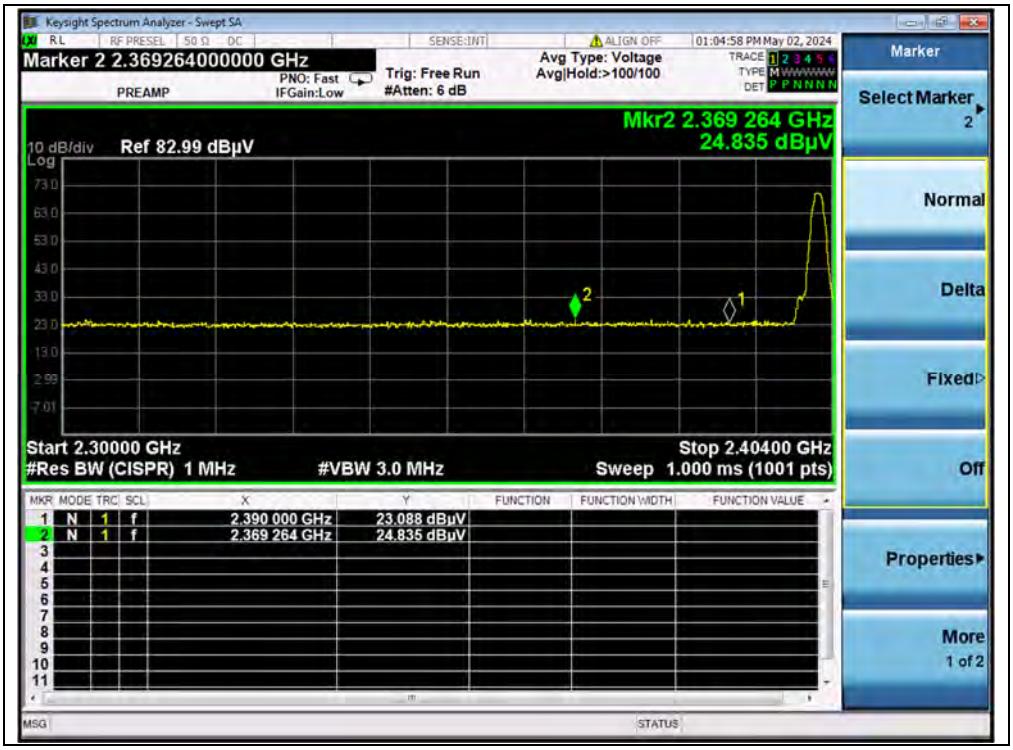

(PEAK, Channel 0, 8-DPSK)

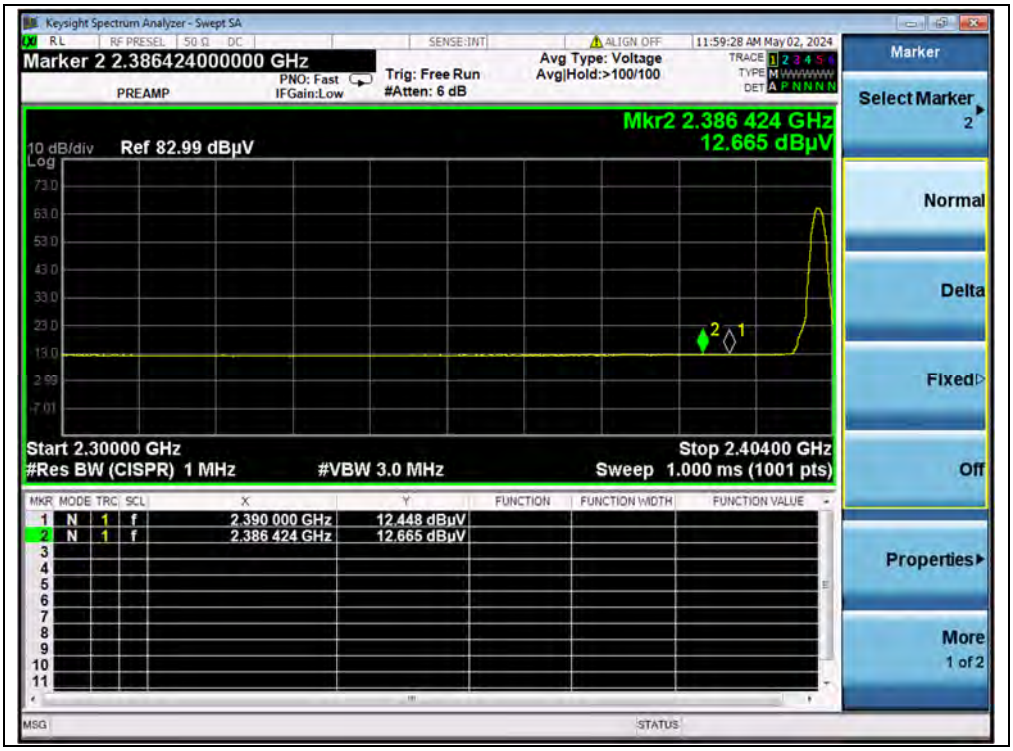

(AVERAGE, Channel 0, 8-DPSK)

(PEAK, Channel 78, 8-DPSK)

(AVERAGE, Channel 78, 8-DPSK)

Right

GFSK Mode

Channel	Frequency (MHz)	Detector PK/ AV	Receiver Reading U_R (dBμV)	A_T (dB)	A_{Factor} (dB@3m)	Max. Emission E (dBμV/m)	Limit (dBμV/m)	Verdict
0	2367.81	PK	24.08	6.74	27.20	58.02	74	PASS
0	2390.00	AV	12.02	6.74	27.20	45.96	54	PASS
78	2489.95	PK	24.28	6.74	27.20	58.22	74	PASS
78	2484.42	AV	11.79	6.74	27.20	45.73	54	PASS

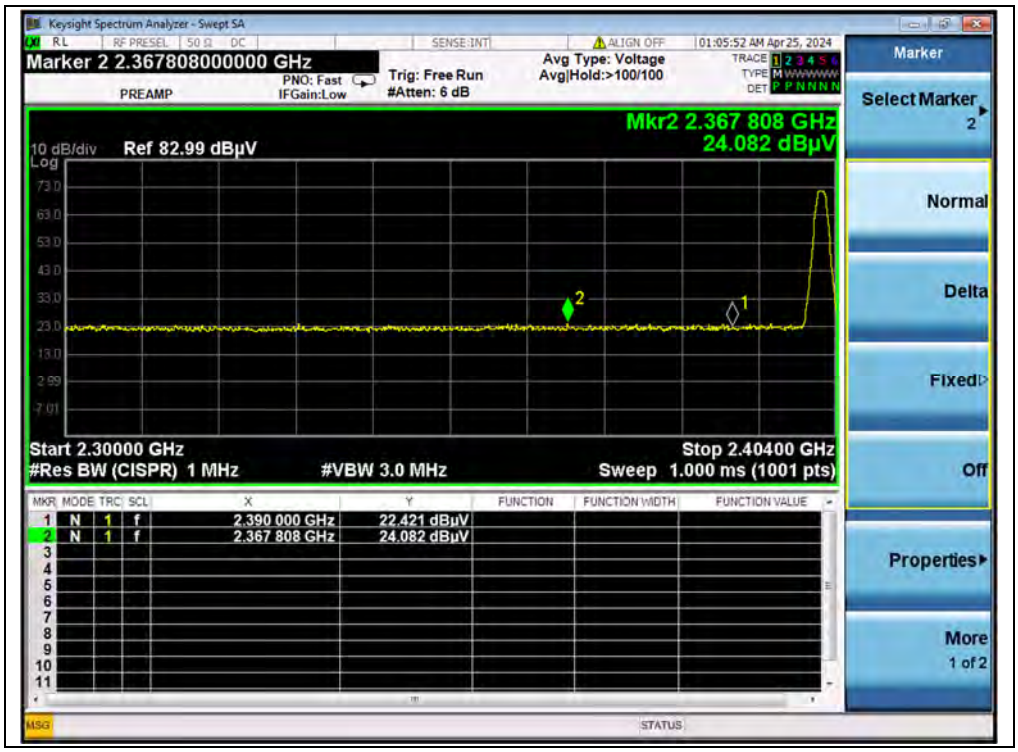

(PEAK, Channel 0, GFSK)

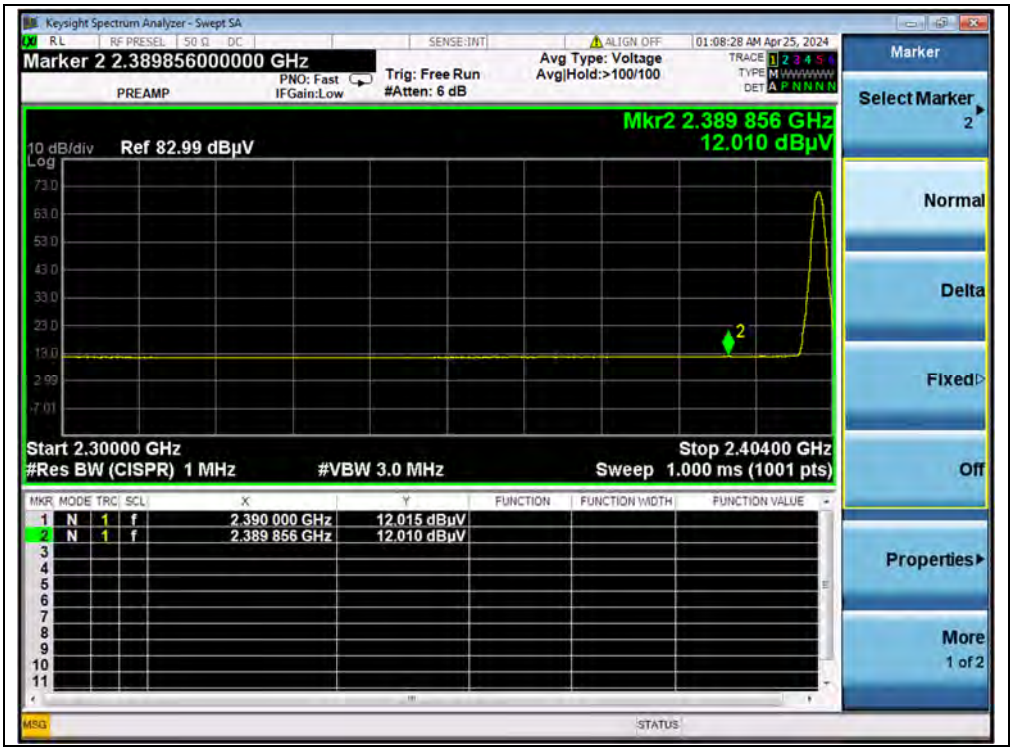

AVERAGE, Channel 0, GFSK)

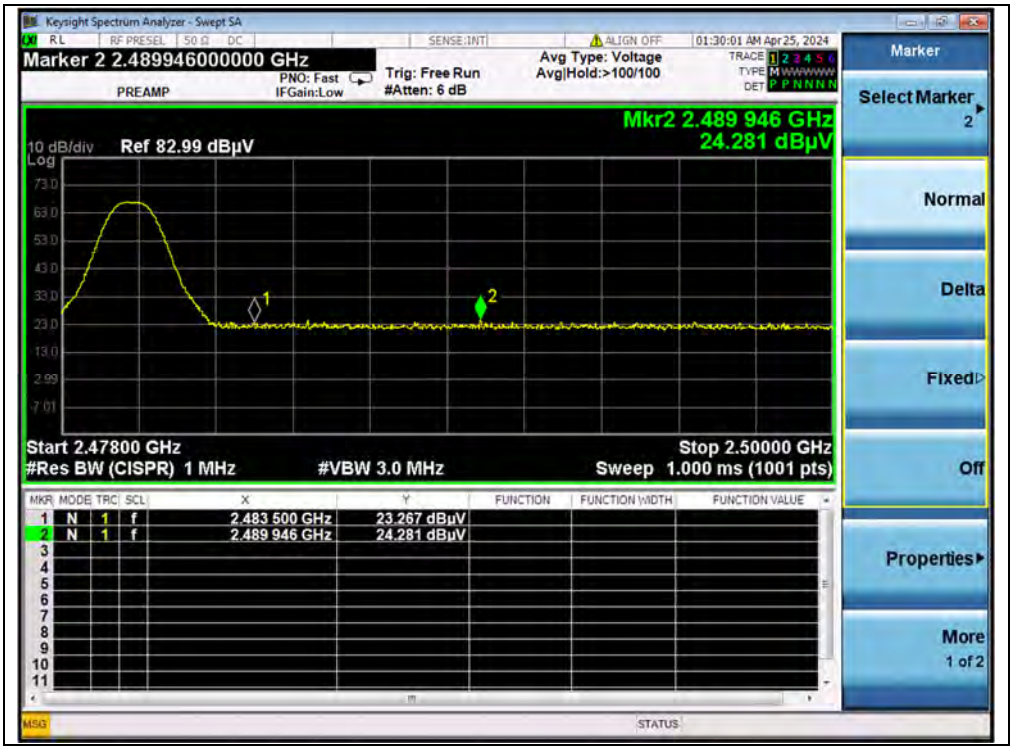

(PEAK, Channel 78, GFSK)

(AVERAGE, Channel 78, GFSK)

π/4-DQPSK Mode

Channel	Frequency (MHz)	Detector PK/ AV	Receiver Reading U_R (dBμV)	A_T (dB)	A_{Factor} (dB@3m)	Max. Emission E (dBμV/m)	Limit (dBμV/m)	Verdict
0	2351.38	PK	23.89	6.74	27.20	57.83	74	PASS
0	2388.71	AV	12.01	6.74	27.20	45.95	54	PASS
78	2484.80	PK	24.28	6.74	27.20	58.22	74	PASS
78	2483.54	AV	12.17	6.74	27.20	46.11	54	PASS

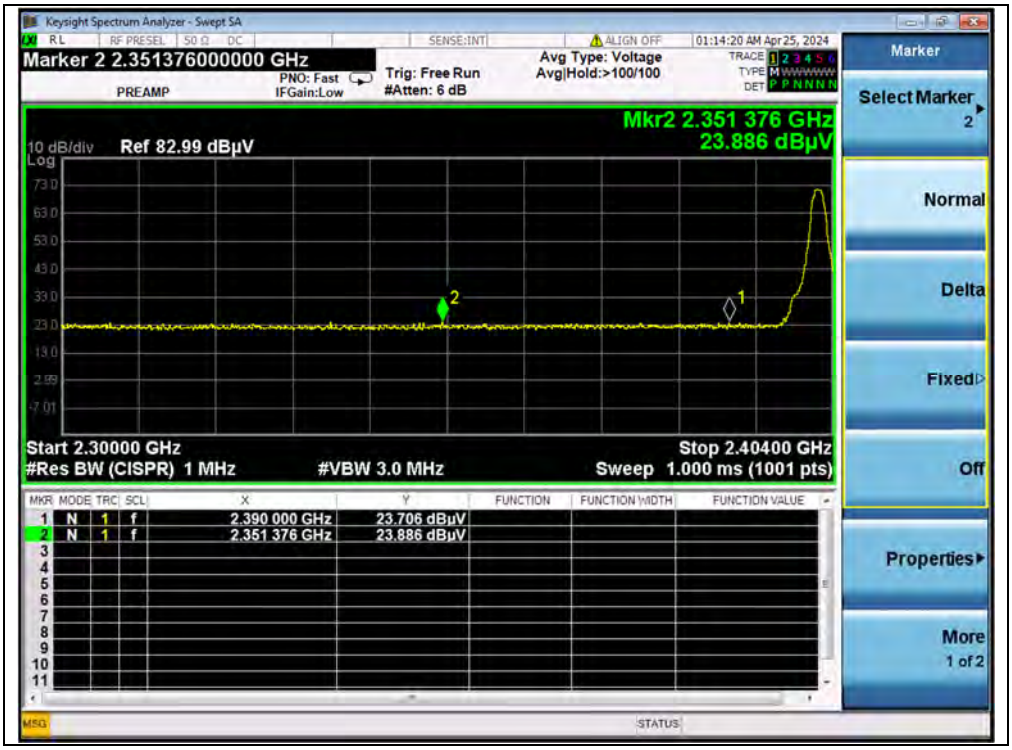

(PEAK, Channel 0,π/4-DQPSK)

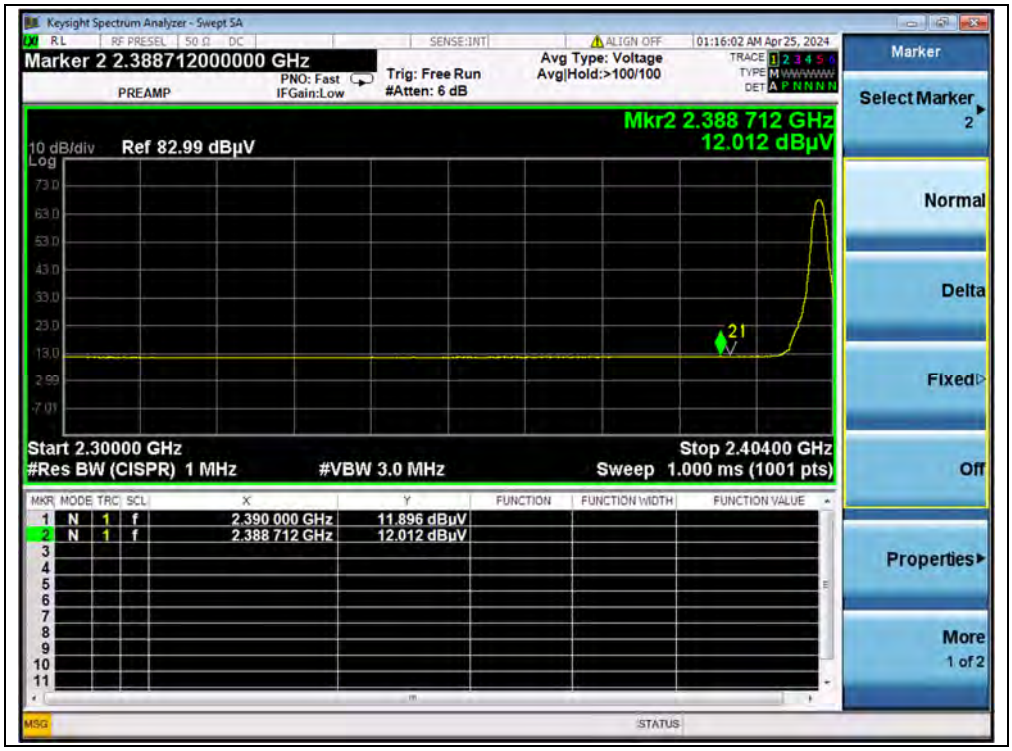

(AVERAGE, Channel 0, π/4-DQPSK)

(PEAK, Channel 78, π/4-DQPSK)

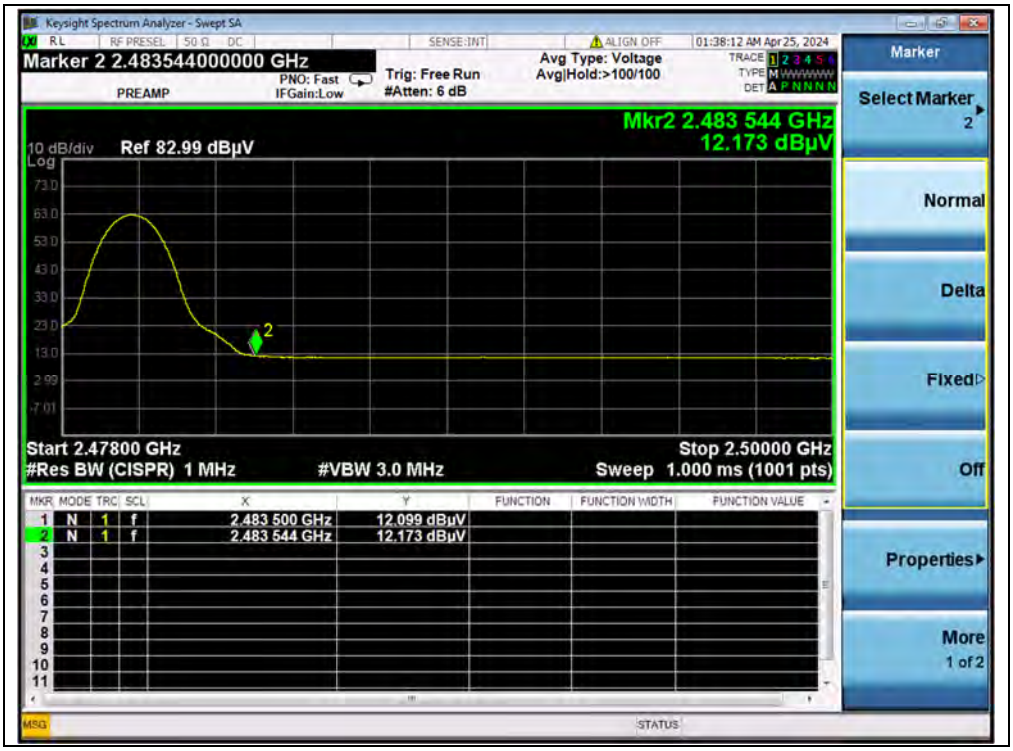

(AVERAGE, Channel 78, π/4-DQPSK)

8-DPSK Mode

Channel	Frequency (MHz)	Detector PK/ AV	Receiver Reading U_R (dBμV)	A_T (dB)	A_{Factor} (dB@3m)	Max. Emission E (dBμV/m)	Limit (dBμV/m)	Verdict
0	2353.56	PK	24.33	6.74	27.20	58.27	74	PASS
0	2376.02	AV	12.38	6.74	27.20	46.32	54	PASS
78	2483.59	PK	27.39	6.74	27.20	61.33	74	PASS
78	2483.50	AV	13.83	6.74	27.20	47.77	54	PASS

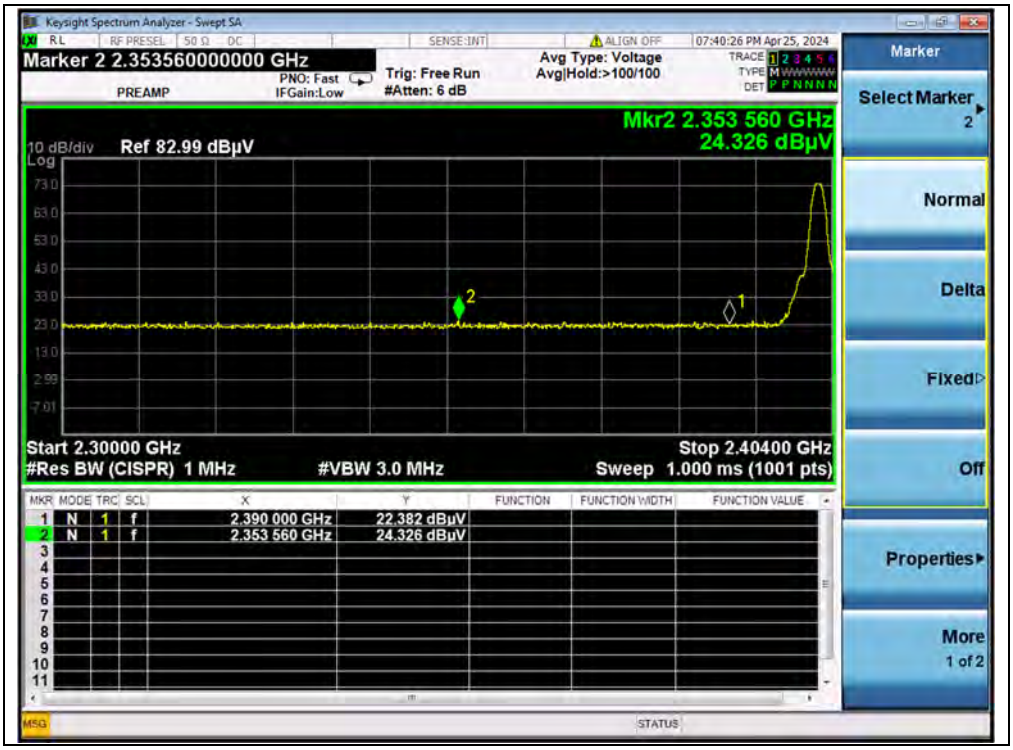

(PEAK, Channel 0, 8-DPSK)

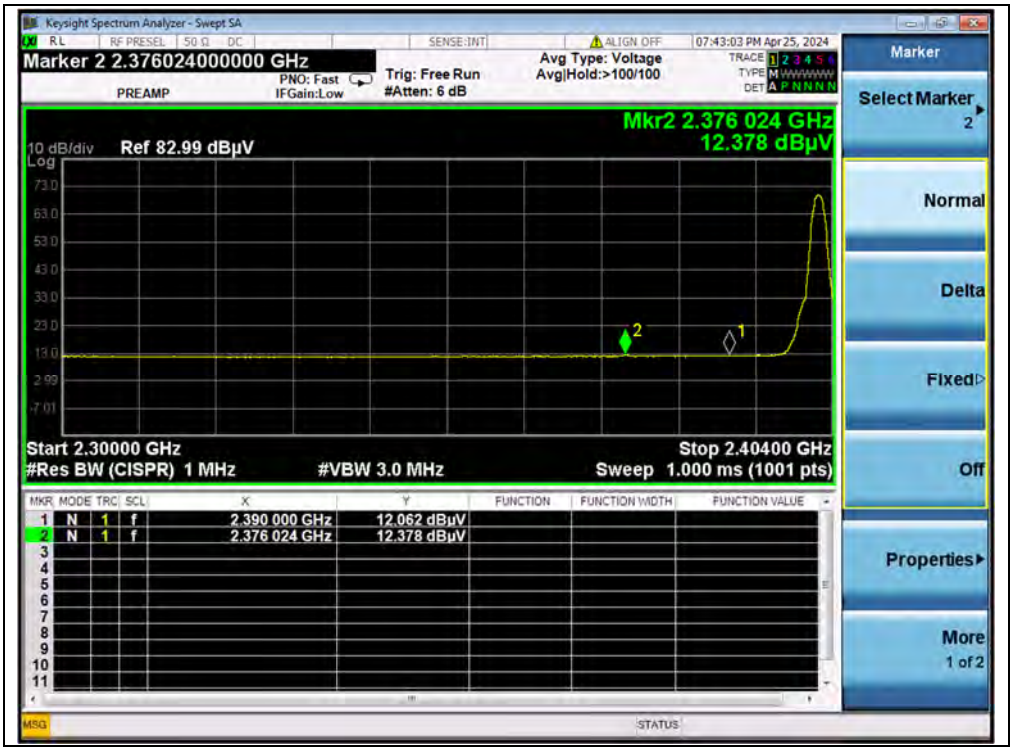

(AVERAGE, Channel 0, 8-DPSK)

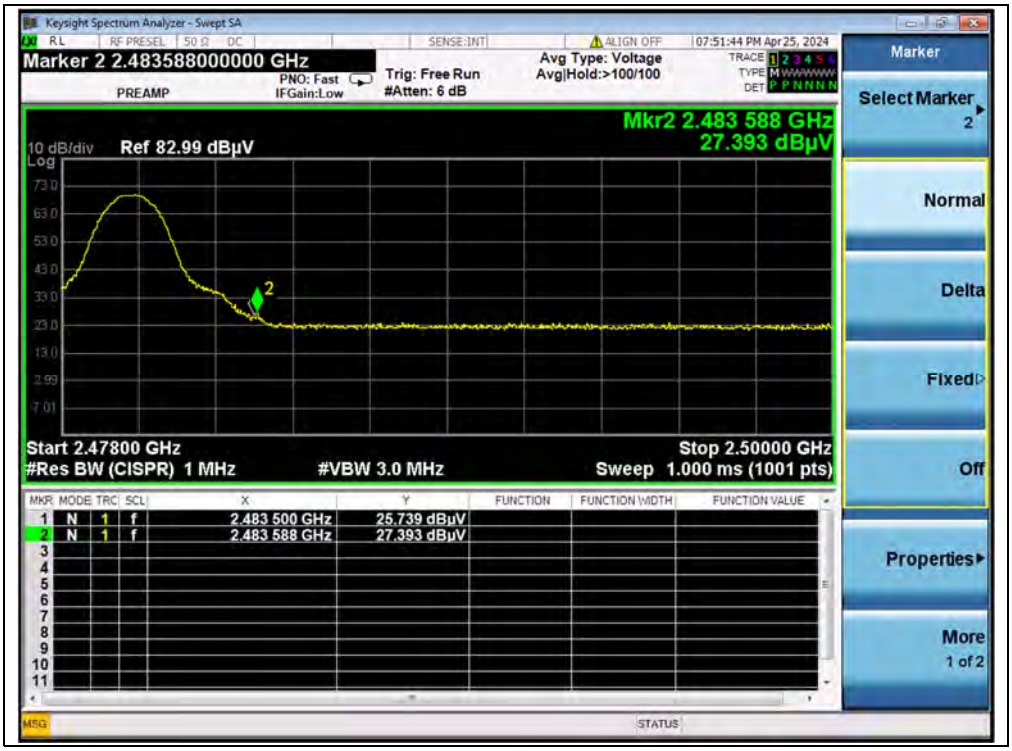

(PEAK, Channel 78, 8-DPSK)

(AVERAGE, Channel 78, 8-DPSK)

A.12. Radiated Emission

According to ANSI C63.10, because of peak detection will yield amplitudes equal to or greater than amplitudes measured with the quasi-peak (or average) detector, the measurement data from a spectrum analyzer peak detector will represent the worst-case results, if the peak measured value complies with the quasi-peak (or average) limit, it is unnecessary to perform an quasi-peak measurement (or average).

The measurement results are obtained as below:

E [dBμV/m] $=U_R + A_T + A_{Factor}$ [dB]; $A_T = L_{Cable\ loss}$ [dB]$-G_{preamp}$ [dB]

A_T: Total correction Factor except Antenna

U_R: Receiver Reading

G_{preamp}: Preamplifier Gain

A_{Factor}: Antenna Factor at 3m

During the test, the total correction Factor A_T and A_{Factor} were built in test software.

Note1: All radiated emission tests were performed in X, Y, Z axis direction. And only the worst axis test condition was recorded in this test report.

Note2: For the frequency, which started from 9kHz to 30MHz, was pre-scanned and the result which was 20dB lower than the limit was not recorded.

Note3: For the frequency, which started from 18GHz to 10th harmonic of the highest frequency, was pre-scanned and the result which was 20dB lower than the limit was not recorded.

Field strength of fundamental:

Left:

Frequency (MHz)	Reading_Peak (dBμV/m)	Antenna Factor (dB)	Path Loss (dB)	Final_Peak (dBμV/m)	Antenna Polarity
2402.16	53.78	27.20	6.74	87.72	Horizontal
2401.94	49.07	27.20	6.74	83.01	Vertical

Right:

Frequency (MHz)	Reading_Peak (dBμV/m)	Antenna Factor (dB)	Path Loss (dB)	Final_Peak (dBμV/m)	Antenna Polarity
2401.85	63.47	27.20	6.74	97.41	Horizontal
2401.81	62.88	27.20	6.74	96.82	Vertical

The field strength (the lowest) of fundamenta is more than 20dB higher than the unwanted emissions, in accordance with FCC part 15.215(b).

Left, GFSK Mode

Plots for Channel 0

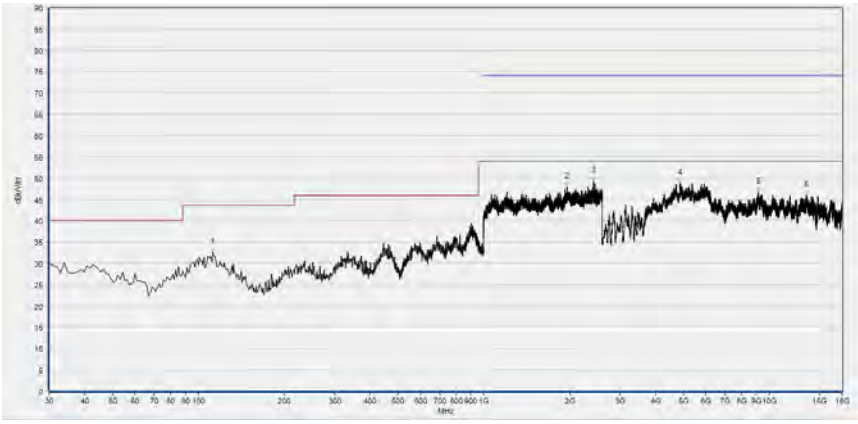

Fre. (MHz)	PK (dBμV/m)	QP (dBμV/m)	AV (dBμV/m)	Limit-PK (dBμV/m)	Limit-QP (dBμV/m)	Limit-AV (dBμV/m)	Antenna	Verdict
112.450	32.44	N/A	N/A	N/A	43.50	N/A	Horizontal	PASS
1956.800	47.92	N/A	N/A	74.00	N/A	54.00	Horizontal	PASS
2418.133	49.34	N/A	37.80	74.00	N/A	54.00	Horizontal	PASS
4860.720	48.81	N/A	36.11	74.00	N/A	54.00	Horizontal	PASS
9148.080	46.68	N/A	N/A	74.00	N/A	54.00	Horizontal	PASS
13463.160	45.85	N/A	N/A	74.00	N/A	54.00	Horizontal	PASS

(Antenna Horizontal, 30MHz to 18GHz)

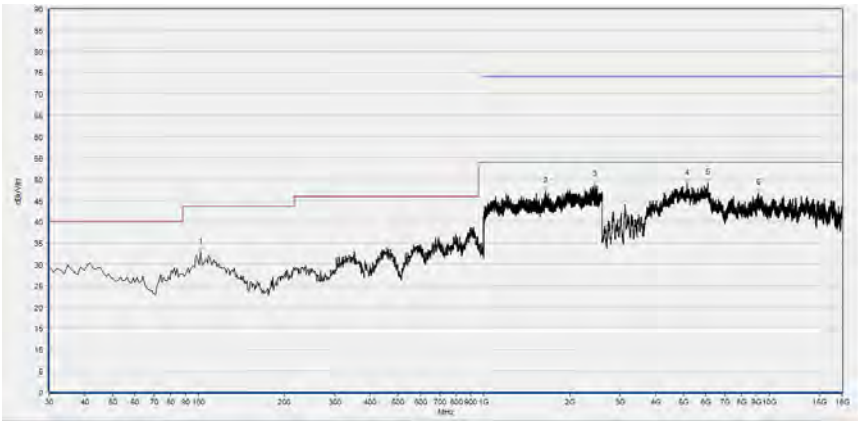

Fre. (MHz)	PK (dBμV/m)	QP (dBμV/m)	AV (dBμV/m)	Limit-PK (dBμV/m)	Limit-QP (dBμV/m)	Limit-AV (dBμV/m)	Antenna	Verdict
101.780	32.77	N/A	N/A	N/A	43.50	N/A	Vertical	PASS
1646.400	47.05	N/A	N/A	74.00	N/A	54.00	Vertical	PASS
2449.600	48.65	N/A	37.36	74.00	N/A	54.00	Vertical	PASS
5144.080	49.01	N/A	35.84	74.00	N/A	54.00	Vertical	PASS
6105.040	49.05	N/A	36.03	74.00	N/A	54.00	Vertical	PASS
9148.080	46.82	N/A	N/A	74.00	N/A	54.00	Vertical	PASS

(Antenna Vertical, 30MHz to 18GHz)

Plot for Channel 39

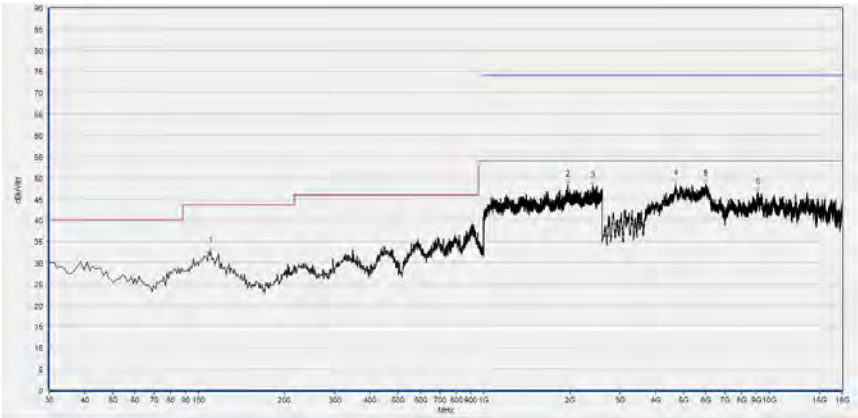

Fre. (MHz)	PK (dBμV/m)	QP (dBμV/m)	AV (dBμV/m)	Limit-PK (dBμV/m)	Limit-QP (dBμV/m)	Limit-AV (dBμV/m)	Antenna	Verdict
110.510	32.63	N/A	N/A	N/A	43.50	N/A	Horizontal	PASS
1972.800	48.20	N/A	36.74	74.00	N/A	54.00	Horizontal	PASS
2412.800	48.17	N/A	37.15	74.00	N/A	54.00	Horizontal	PASS
4691.320	48.63	N/A	36.72	74.00	N/A	54.00	Horizontal	PASS
5981.840	48.39	N/A	36.27	74.00	N/A	54.00	Horizontal	PASS
9129.600	46.58	N/A	N/A	74.00	N/A	54.00	Horizontal	PASS

(Antenna Horizontal, 30MHz to 18GHz)

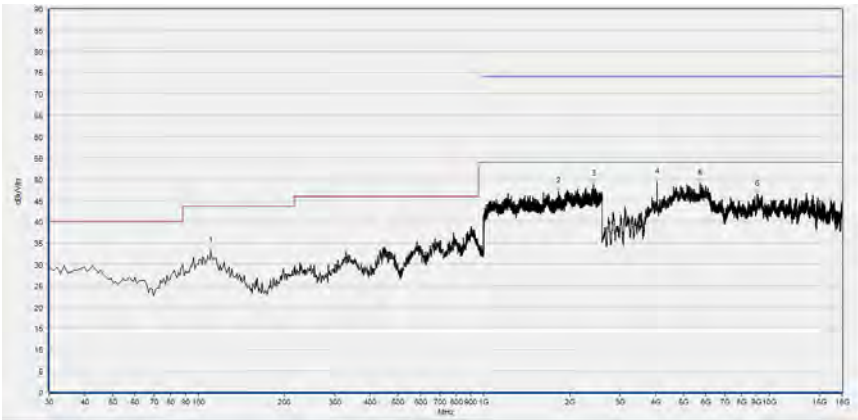

Fre. (MHz)	PK (dBμV/m)	QP (dBμV/m)	AV (dBμV/m)	Limit-PK (dBμV/m)	Limit-QP (dBμV/m)	Limit-AV (dBμV/m)	Antenna	Verdict
110.510	33.21	N/A	N/A	N/A	43.50	N/A	Horizontal	PASS
1827.200	47.09	N/A	N/A	74.00	N/A	54.00	Horizontal	PASS
2417.067	48.75	N/A	37.64	74.00	N/A	54.00	Horizontal	PASS
4050.680	49.24	N/A	32.56	74.00	N/A	54.00	Horizontal	PASS
5726.200	49.00	N/A	35.83	74.00	N/A	54.00	Horizontal	PASS
9080.320	46.47	N/A	N/A	74.00	N/A	54.00	Horizontal	PASS

(Antenna Vertical, 30MHz to 18GHz)

Plot for Channel 78

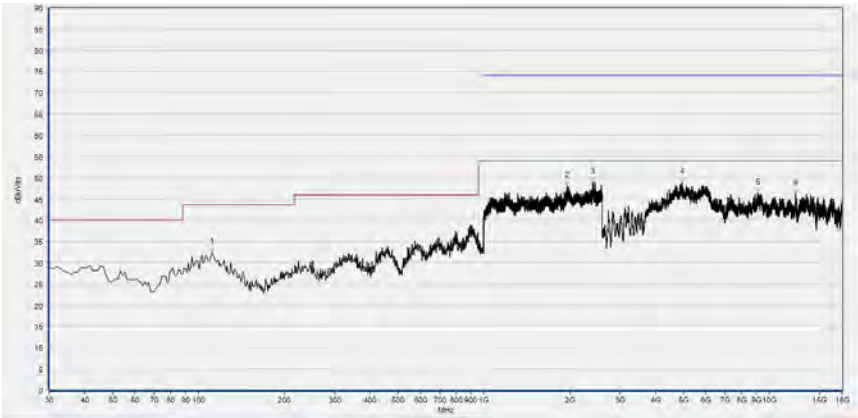

Fre. (MHz)	PK (dBμV/m)	QP (dBμV/m)	AV (dBμV/m)	Limit-PK (dBμV/m)	Limit-QP (dBμV/m)	Limit-AV (dBμV/m)	Antenna	Verdict
111.480	32.31	N/A	N/A	N/A	43.50	N/A	Horizontal	PASS
1960.533	48.04	N/A	37.05	74.00	N/A	54.00	Horizontal	PASS
2411.733	48.93	N/A	37.51	74.00	N/A	54.00	Horizontal	PASS
4959.280	48.88	N/A	43.08	74.00	N/A	54.00	Horizontal	PASS
9120.360	46.45	N/A	N/A	74.00	N/A	54.00	Horizontal	PASS
12394.400	46.20	N/A	N/A	74.00	N/A	54.00	Horizontal	PASS

(Antenna Horizontal, 30MHz to 18GHz)

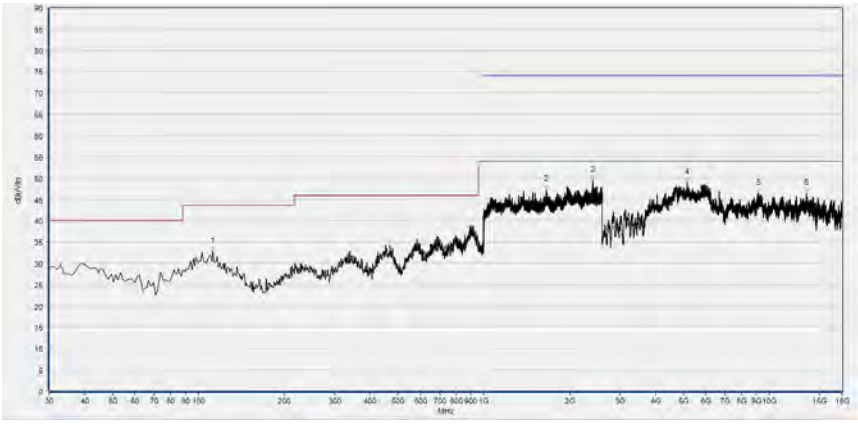

Fre. (MHz)	PK (dBμV/m)	QP (dBμV/m)	AV (dBμV/m)	Limit-PK (dBμV/m)	Limit-QP (dBμV/m)	Limit-AV (dBμV/m)	Antenna	Verdict
112.450	32.64	N/A	N/A	N/A	43.50	N/A	Vertical	PASS
1653.333	47.19	N/A	N/A	74.00	N/A	54.00	Vertical	PASS
2407.467	49.44	N/A	37.91	74.00	N/A	54.00	Vertical	PASS
5168.720	48.93	N/A	36.04	74.00	N/A	54.00	Vertical	PASS
9157.320	46.40	N/A	N/A	74.00	N/A	54.00	Vertical	PASS
13475.480	46.46	N/A	N/A	74.00	N/A	54.00	Vertical	PASS

(Antenna Vertical, 30MHz to 18GHz)

π/4-DQPSK Mode

Plots for Channel 0

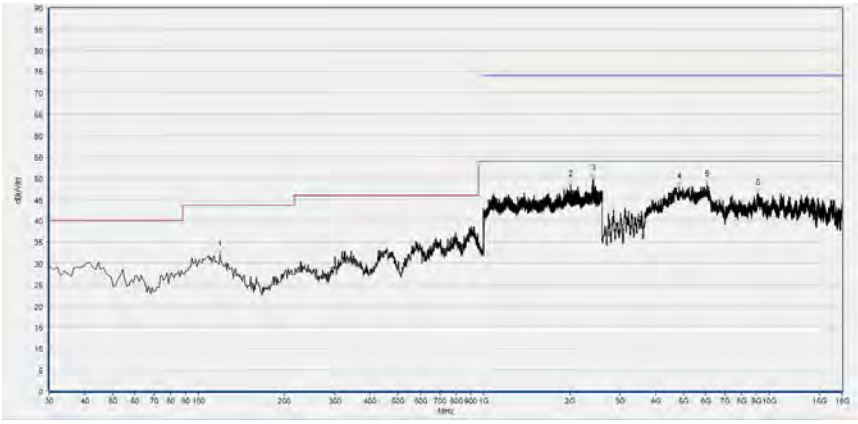

Fre. (MHz)	PK (dBμV/m)	QP (dBμV/m)	AV (dBμV/m)	Limit-PK (dBμV/m)	Limit-QP (dBμV/m)	Limit-AV (dBμV/m)	Antenna	Verdict
119.240	32.00	N/A	N/A	N/A	43.50	N/A	Horizontal	PASS
2012.800	48.40	N/A	36.84	74.00	N/A	54.00	Horizontal	PASS
2416.533	49.71	N/A	38.13	74.00	N/A	54.00	Horizontal	PASS
4826.840	47.92	N/A	N/A	74.00	N/A	54.00	Horizontal	PASS
6040.360	48.38	N/A	36.22	74.00	N/A	54.00	Horizontal	PASS
9120.360	46.45	N/A	N/A	74.00	N/A	54.00	Horizontal	PASS

(Antenna Horizontal, 30MHz to 18GHz)

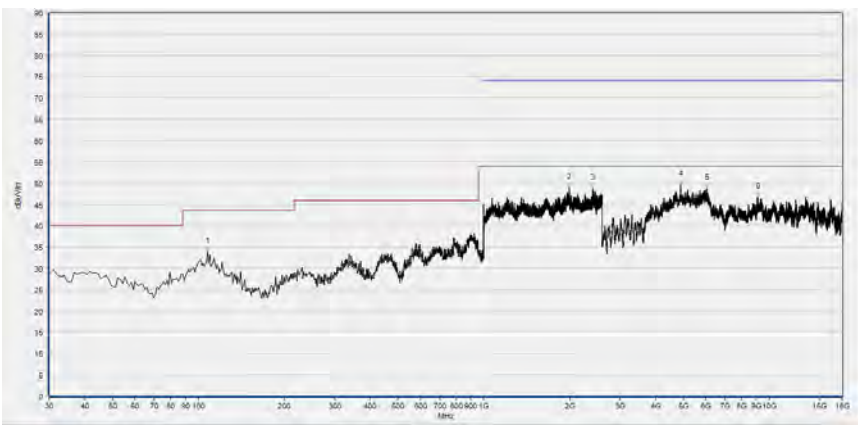

Fre. (MHz)	PK (dBμV/m)	QP (dBμV/m)	AV (dBμV/m)	Limit-PK (dBμV/m)	Limit-QP (dBμV/m)	Limit-AV (dBμV/m)	Antenna	Verdict
107.600	33.82	N/A	N/A	N/A	43.50	N/A	Vertical	PASS
1996.800	48.89	N/A	35.64	74.00	N/A	54.00	Vertical	PASS
2407.467	48.77	N/A	37.26	74.00	N/A	54.00	Vertical	PASS
4900.760	49.68	N/A	36.56	74.00	N/A	54.00	Vertical	PASS
6043.440	48.72	N/A	36.11	74.00	N/A	54.00	Vertical	PASS
9101.880	46.68	N/A	N/A	74.00	N/A	54.00	Vertical	PASS

(Antenna Vertical, 30MHz to 18GHz)

Plot for Channel 39

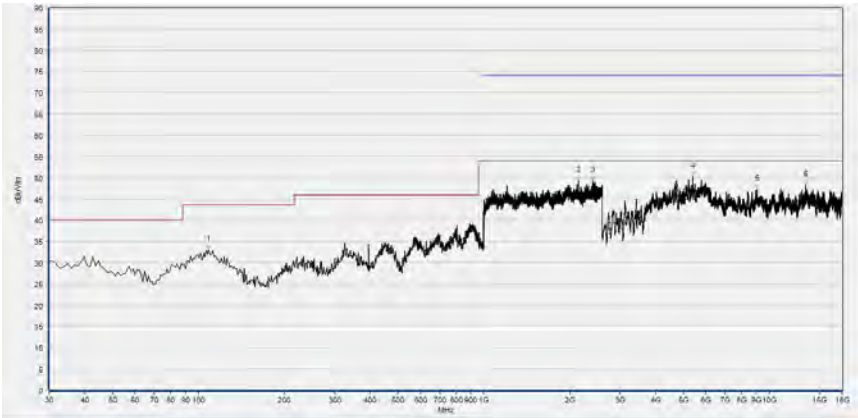

Fre. (MHz)	PK (dBμV/m)	QP (dBμV/m)	AV (dBμV/m)	Limit-PK (dBμV/m)	Limit-QP (dBμV/m)	Limit-AV (dBμV/m)	Antenna	Verdict
108.570	33.07	N/A	N/A	N/A	43.50	N/A	Horizontal	PASS
2143.467	49.34	N/A	36.80	74.00	N/A	54.00	Horizontal	PASS
2410.667	49.26	N/A	37.52	74.00	N/A	54.00	Horizontal	PASS
5390.480	50.34	N/A	37.16	74.00	N/A	54.00	Horizontal	PASS
9068.000	47.32	N/A	N/A	74.00	N/A	54.00	Horizontal	PASS
13438.520	48.35	N/A	34.76	74.00	N/A	54.00	Horizontal	PASS

(Antenna Horizontal, 30MHz to 18GHz)

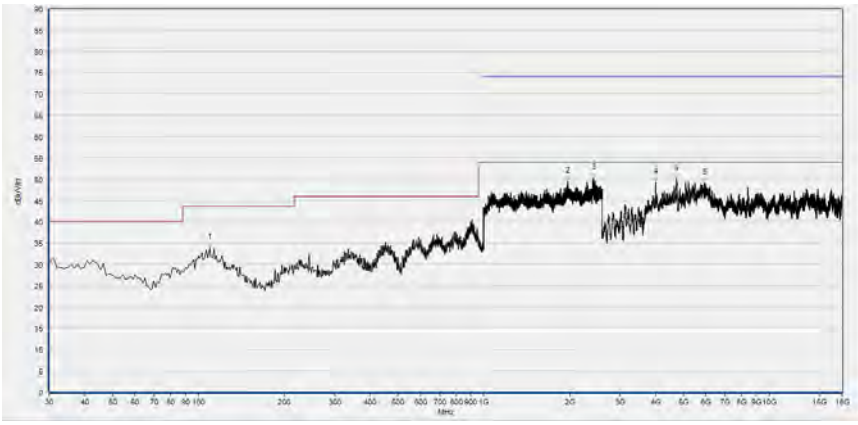

Fre. (MHz)	Pk (dBμV/m)	QP (dBμV/m)	AV (dBμV/m)	Limit-PK (dBμV/m)	Limit-QP (dBμV/m)	Limit-AV (dBμV/m)	Antenna	Verdict
109.540	33.86	N/A	N/A	N/A	43.50	N/A	Vertical	PASS
1971.200	49.47	N/A	37.05	74.00	N/A	54.00	Vertical	PASS
2420.800	50.21	N/A	38.13	74.00	N/A	54.00	Vertical	PASS
3989.080	49.28	N/A	33.19	74.00	N/A	54.00	Vertical	PASS
4740.600	50.10	N/A	38.46	74.00	N/A	54.00	Vertical	PASS
5963.360	49.08	N/A	37.53	74.00	N/A	54.00	Vertical	PASS

(Antenna Vertical, 30MHz to 18GHz)

Plot for Channel 78

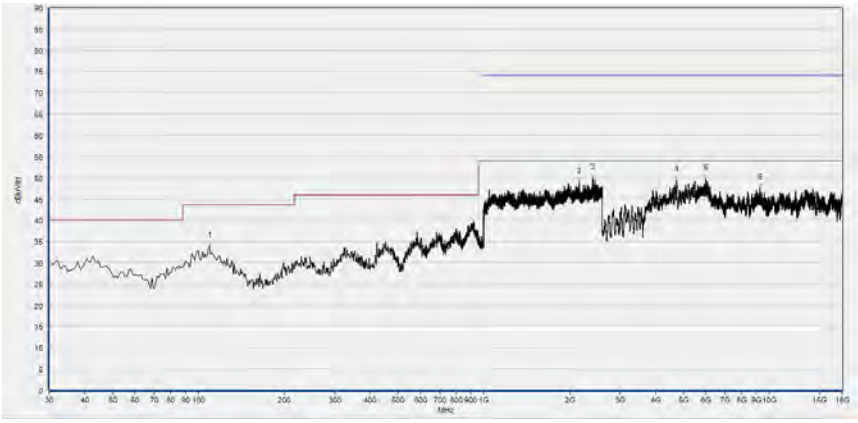

Fre. (MHz)	Pk (dBμV/m)	QP (dBμV/m)	AV (dBμV/m)	Limit-PK (dBμV/m)	Limit-QP (dBμV/m)	Limit-AV (dBμV/m)	Antenna	Verdict
109.540	33.81	N/A	N/A	N/A	43.50	N/A	Horizontal	PASS
2156.267	48.90	N/A	37.19	74.00	N/A	54.00	Horizontal	PASS
2411.200	49.99	N/A	38.23	74.00	N/A	54.00	Horizontal	PASS
4737.520	49.38	N/A	38.40	74.00	N/A	54.00	Horizontal	PASS
5975.680	49.83	N/A	37.87	74.00	N/A	54.00	Horizontal	PASS
9283.600	47.67	N/A	N/A	74.00	N/A	54.00	Horizontal	PASS

(Antenna Horizontal, 30MHz to 18GHz)

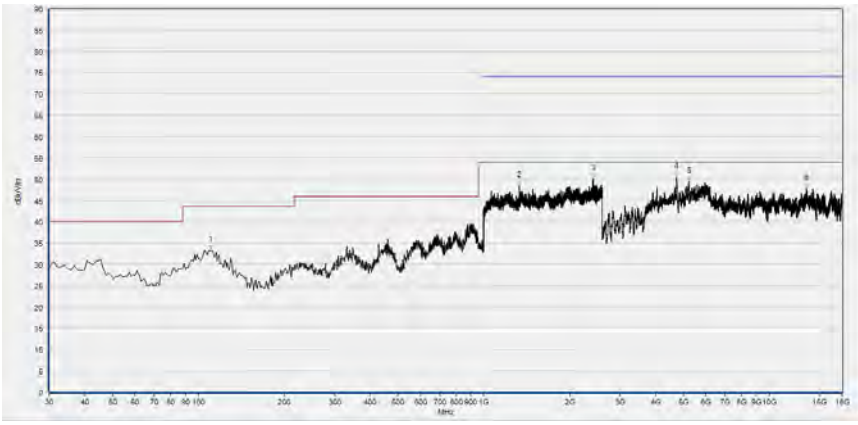

Fre. (MHz)	Pk (dBμV/m)	QP (dBμV/m)	AV (dBμV/m)	Limit-PK (dBμV/m)	Limit-QP (dBμV/m)	Limit-AV (dBμV/m)	Antenna	Verdict
110.510	33.32	N/A	N/A	N/A	43.50	N/A	Vertical	PASS
1333.867	48.38	N/A	36.95	74.00	N/A	54.00	Vertical	PASS
2416.000	50.04	N/A	38.27	74.00	N/A	54.00	Vertical	PASS
4740.600	50.46	N/A	38.36	74.00	N/A	54.00	Vertical	PASS
5230.320	49.46	N/A	37.52	74.00	N/A	54.00	Vertical	PASS
13500.120	47.69	N/A	N/A	74.00	N/A	54.00	Vertical	PASS

(Antenna Vertical, 30MHz to 18GHz)

8-DPSK Mode

Plots for Channel 0

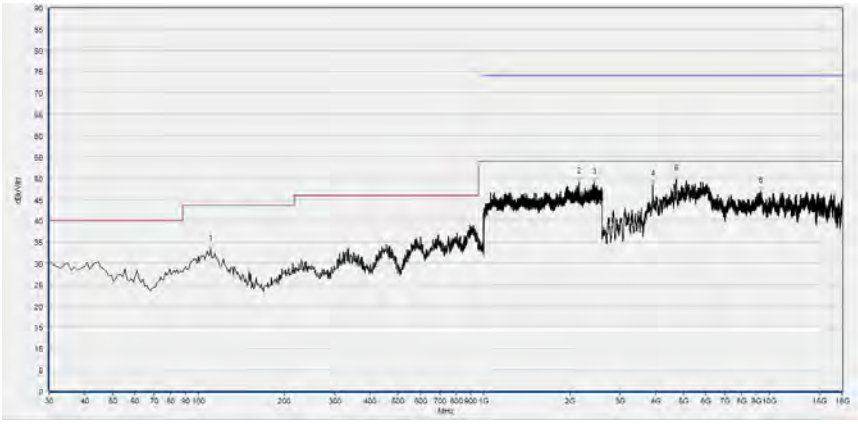

Fre. (MHz)	Pk (dBμV/m)	QP (dBμV/m)	AV (dBμV/m)	Limit-PK (dBμV/m)	Limit-QP (dBμV/m)	Limit-AV (dBμV/m)	Antenna	Verdict
110.510	33.33	N/A	N/A	N/A	43.50	N/A	Horizontal	PASS
2155.200	49.05	N/A	36.24	74.00	N/A	54.00	Horizontal	PASS
2441.067	48.93	N/A	37.76	74.00	N/A	54.00	Horizontal	PASS
3912.080	48.38	N/A	35.27	74.00	N/A	54.00	Horizontal	PASS
4728.280	49.73	N/A	38.86	74.00	N/A	54.00	Horizontal	PASS
9311.320	46.87	N/A	N/A	74.00	N/A	54.00	Horizontal	PASS

(Antenna Horizontal, 30MHz to 18GHz)

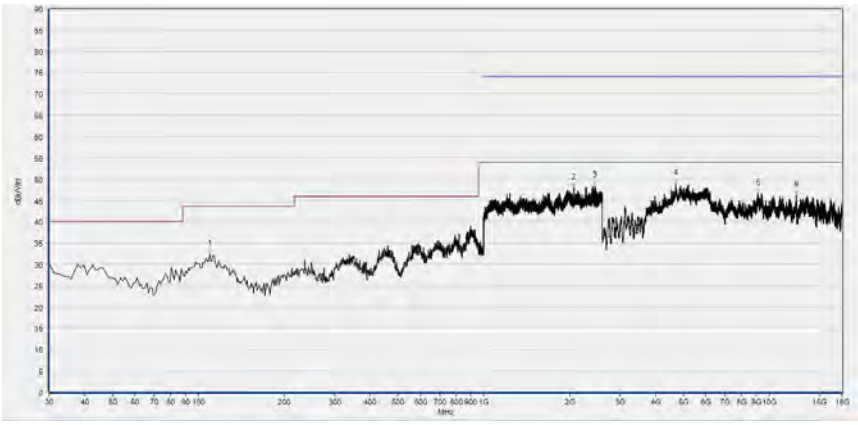

Fre. (MHz)	Pk (dBμV/m)	QP (dBμV/m)	AV (dBμV/m)	Limit-PK (dBμV/m)	Limit-QP (dBμV/m)	Limit-AV (dBμV/m)	Antenna	Verdict
109.540	32.30	N/A	N/A	N/A	43.50	N/A	Vertical	PASS
2067.200	47.86	N/A	N/A	74.00	N/A	54.00	Vertical	PASS
2455.467	48.36	N/A	37.29	74.00	N/A	54.00	Vertical	PASS
4706.720	49.02	N/A	35.90	74.00	N/A	54.00	Vertical	PASS
9111.120	46.61	N/A	N/A	74.00	N/A	54.00	Vertical	PASS
12419.040	46.21	N/A	N/A	74.00	N/A	54.00	Vertical	PASS

(Antenna Vertical, 30MHz to 18GHz)

Plot for Channel 39

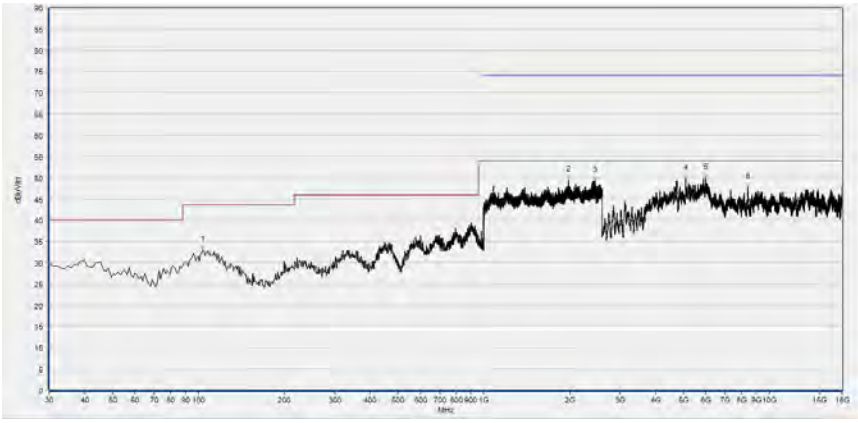

Fre. (MHz)	Pk (dBμV/m)	QP (dBμV/m)	AV (dBμV/m)	Limit-PK (dBμV/m)	Limit-QP (dBμV/m)	Limit-AV (dBμV/m)	Antenna	Verdict
103.720	33.07	N/A	N/A	N/A	43.50	N/A	Horizontal	PASS
1981.333	49.52	N/A	36.41	74.00	N/A	54.00	Horizontal	PASS
2450.133	49.32	N/A	37.68	74.00	N/A	54.00	Horizontal	PASS
5091.720	49.83	N/A	36.56	74.00	N/A	54.00	Horizontal	PASS
5975.680	49.95	N/A	37.94	74.00	N/A	54.00	Horizontal	PASS
8424.280	47.77	N/A	N/A	74.00	N/A	54.00	Horizontal	PASS

(Antenna Horizontal, 30MHz to 18GHz)

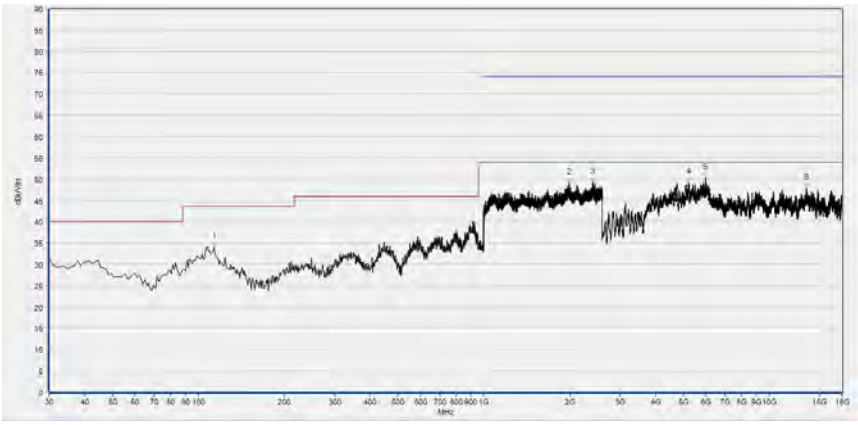

Fre. (MHz)	Pk (dBμV/m)	QP (dBμV/m)	AV (dBμV/m)	Limit-PK (dBμV/m)	Limit-QP (dBμV/m)	Limit-AV (dBμV/m)	Antenna	Verdict
113.420	34.03	N/A	N/A	N/A	43.50	N/A	Vertical	PASS
1988.800	49.04	N/A	36.74	74.00	N/A	54.00	Vertical	PASS
2413.333	49.34	N/A	37.98	74.00	N/A	54.00	Vertical	PASS
5221.080	49.21	N/A	37.87	74.00	N/A	54.00	Vertical	PASS
5975.680	50.35	N/A	37.85	74.00	N/A	54.00	Vertical	PASS
13518.600	47.99	N/A	N/A	74.00	N/A	54.00	Vertical	PASS

(Antenna Vertical, 30MHz to 18GHz)

Plot for Channel 78

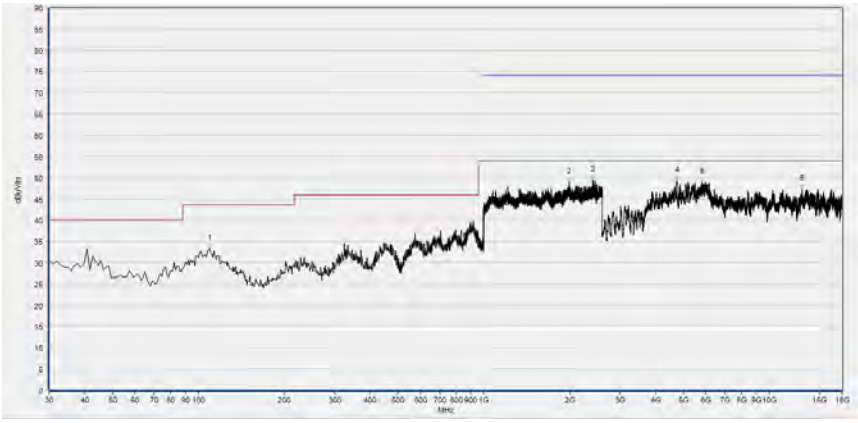

Fre. (MHz)	Pk (dBμV/m)	QP (dBμV/m)	AV (dBμV/m)	Limit-PK (dBμV/m)	Limit-QP (dBμV/m)	Limit-AV (dBμV/m)	Antenna	Verdict
109.540	33.41	N/A	N/A	N/A	43.50	N/A	Horizontal	PASS
1993.067	48.99	N/A	37.17	74.00	N/A	54.00	Horizontal	PASS
2413.333	49.51	N/A	38.33	74.00	N/A	54.00	Horizontal	PASS
4743.680	49.20	N/A	38.02	74.00	N/A	54.00	Horizontal	PASS
5803.200	48.91	N/A	37.09	74.00	N/A	54.00	Horizontal	PASS
13065.840	47.22	N/A	N/A	74.00	N/A	54.00	Horizontal	PASS

(Antenna Horizontal, 30MHz to 18GHz)

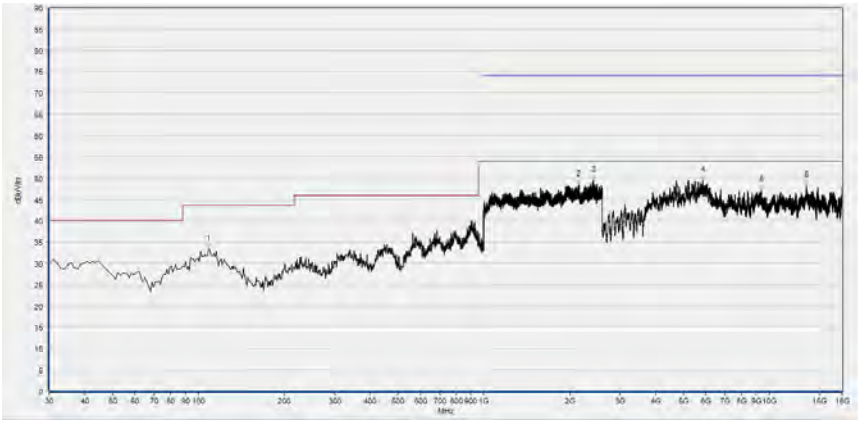

Fre. (MHz)	Pk (dBμV/m)	QP (dBμV/m)	AV (dBμV/m)	Limit-PK (dBμV/m)	Limit-QP (dBμV/m)	Limit-AV (dBμV/m)	Antenna	Verdict
108.570	33.36	N/A	N/A	N/A	43.50	N/A	Vertical	PASS
2148.800	48.43	N/A	37.24	74.00	N/A	54.00	Vertical	PASS
2416.000	49.42	N/A	38.19	74.00	N/A	54.00	Vertical	PASS
5861.720	49.37	N/A	37.41	74.00	N/A	54.00	Vertical	PASS
9406.800	47.17	N/A	N/A	74.00	N/A	54.00	Vertical	PASS
13503.200	48.19	N/A	35.07	74.00	N/A	54.00	Vertical	PASS

(Antenna Vertical, 30MHz to 18GHz)

Right, GFSK Mode

Plots for Channel 0

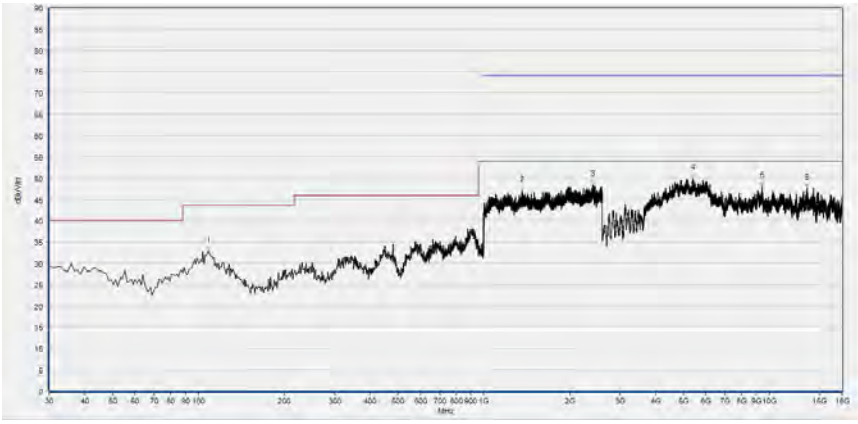

Fre. (MHz)	PK (dBμV/m)	QP (dBμV/m)	AV (dBμV/m)	Limit-PK (dBμV/m)	Limit-QP (dBμV/m)	Limit-AV (dBμV/m)	Antenna	Verdict
108.570	32.83	N/A	N/A	N/A	43.50	N/A	Horizontal	PASS
1363.733	47.09	N/A	N/A	74.00	N/A	54.00	Horizontal	PASS
2410.133	48.38	N/A	37.52	74.00	N/A	54.00	Horizontal	PASS
5393.560	49.92	N/A	37.58	74.00	N/A	54.00	Horizontal	PASS
9443.760	48.17	N/A	34.56	74.00	N/A	54.00	Horizontal	PASS
13567.880	47.54	N/A	N/A	74.00	N/A	54.00	Horizontal	PASS

(Antenna Horizontal, 30MHz to 18GHz)

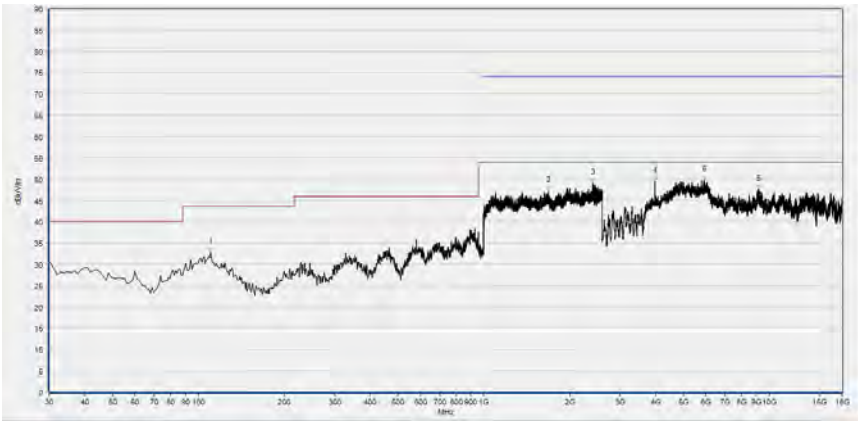

Fre. (MHz)	PK (dBμV/m)	QP (dBμV/m)	AV (dBμV/m)	Limit-PK (dBμV/m)	Limit-QP (dBμV/m)	Limit-AV (dBμV/m)	Antenna	Verdict
110.510	32.78	N/A	N/A	N/A	43.50	N/A	Vertical	PASS
1681.600	47.22	N/A	N/A	74.00	N/A	54.00	Vertical	PASS
2409.067	49.15	N/A	37.51	74.00	N/A	54.00	Vertical	PASS
3982.920	49.41	N/A	33.95	74.00	N/A	54.00	Vertical	PASS
5929.480	49.78	N/A	37.47	74.00	N/A	54.00	Vertical	PASS
9154.240	47.55	N/A	N/A	74.00	N/A	54.00	Vertical	PASS

(Antenna Vertical, 30MHz to 18GHz)

Plot for Channel 39

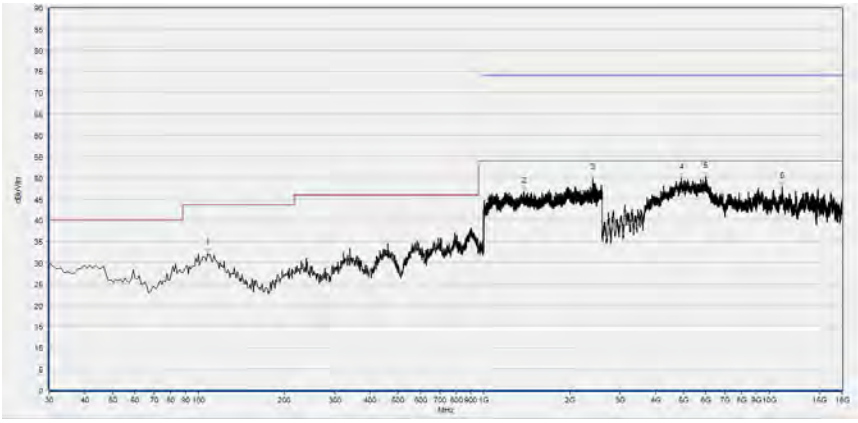

Fre. (MHz)	PK (dBμV/m)	QP (dBμV/m)	AV (dBμV/m)	Limit-PK (dBμV/m)	Limit-QP (dBμV/m)	Limit-AV (dBμV/m)	Antenna	Verdict
107.600	32.19	N/A	N/A	N/A	43.50	N/A	Horizontal	PASS
1381.333	46.79	N/A	N/A	74.00	N/A	54.00	Horizontal	PASS
2413.867	49.94	N/A	37.80	74.00	N/A	54.00	Horizontal	PASS
4919.240	49.90	N/A	37.38	74.00	N/A	54.00	Horizontal	PASS
5975.680	50.29	N/A	37.72	74.00	N/A	54.00	Horizontal	PASS
11076.160	47.93	N/A	N/A	74.00	N/A	54.00	Horizontal	PASS

(Antenna Horizontal, 30MHz to 18GHz)

Fre. (MHz)	PK (dBμV/m)	QP (dBμV/m)	AV (dBμV/m)	Limit-PK (dBμV/m)	Limit-QP (dBμV/m)	Limit-AV (dBμV/m)	Antenna	Verdict
111.480	32.59	N/A	N/A	N/A	43.50	N/A	Horizontal	PASS
1993.067	48.83	N/A	36.11	74.00	N/A	54.00	Horizontal	PASS
2451.200	48.71	N/A	36.97	74.00	N/A	54.00	Horizontal	PASS
4953.120	51.22	N/A	36.98	74.00	N/A	54.00	Horizontal	PASS
9123.440	47.39	N/A	N/A	74.00	N/A	54.00	Horizontal	PASS
10999.160	47.49	N/A	N/A	74.00	N/A	54.00	Horizontal	PASS

(Antenna Vertical, 30MHz to 18GHz)

Plot for Channel 78

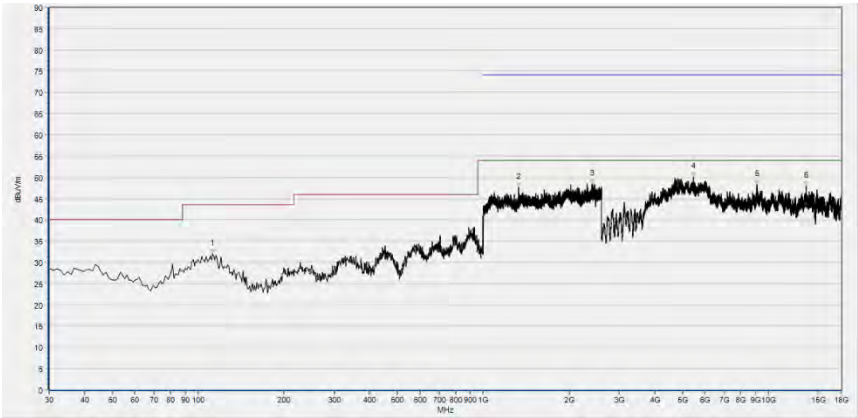

Fre. (MHz)	PK (dBμV/m)	QP (dBμV/m)	AV (dBμV/m)	Limit-PK (dBμV/m)	Limit-QP (dBμV/m)	Limit-AV (dBμV/m)	Antenna	Verdict
112.450	32.09	N/A	N/A	N/A	43.50	N/A	Horizontal	PASS
1332.800	47.61	N/A	N/A	74.00	N/A	54.00	Horizontal	PASS
2411.733	48.38	N/A	37.53	74.00	N/A	54.00	Horizontal	PASS
5470.560	50.18	N/A	37.09	74.00	N/A	54.00	Horizontal	PASS
9126.520	48.25	N/A	35.43	74.00	N/A	54.00	Horizontal	PASS
13580.200	47.92	N/A	N/A	74.00	N/A	54.00	Horizontal	PASS

(Antenna Horizontal, 30MHz to 18GHz)

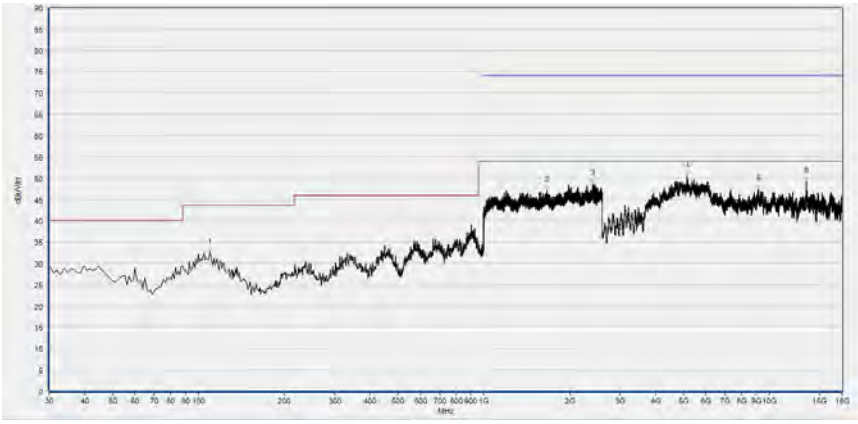

Fre. (MHz)	PK (dBμV/m)	QP (dBμV/m)	AV (dBμV/m)	Limit-PK (dBμV/m)	Limit-QP (dBμV/m)	Limit-AV (dBμV/m)	Antenna	Verdict
109.540	32.44	N/A	N/A	N/A	43.50	N/A	Vertical	PASS
1662.933	47.07	N/A	N/A	74.00	N/A	54.00	Vertical	PASS
2414.400	48.65	N/A	37.45	74.00	N/A	54.00	Vertical	PASS
5153.320	50.51	N/A	37.64	74.00	N/A	54.00	Vertical	PASS
9154.240	47.43	N/A	N/A	74.00	N/A	54.00	Vertical	PASS
13484.720	49.22	N/A	33.85	74.00	N/A	54.00	Vertical	PASS

(Antenna Vertical, 30MHz to 18GHz)

π/4-DQPSK Mode

Plots for Channel 0

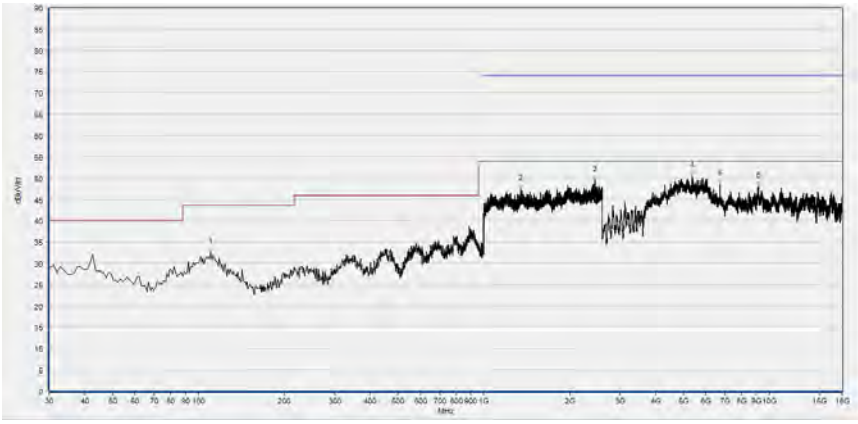

Fre. (MHz)	PK (dBμV/m)	QP (dBμV/m)	AV (dBμV/m)	Limit-PK (dBμV/m)	Limit-QP (dBμV/m)	Limit-AV (dBμV/m)	Antenna	Verdict
110.510	32.58	N/A	N/A	N/A	43.50	N/A	Horizontal	PASS
1349.333	47.41	N/A	N/A	74.00	N/A	54.00	Horizontal	PASS
2456.000	49.59	N/A	37.84	74.00	N/A	54.00	Horizontal	PASS
5381.240	50.37	N/A	37.68	74.00	N/A	54.00	Horizontal	PASS
6708.720	48.63	N/A	34.34	74.00	N/A	54.00	Horizontal	PASS
9157.320	48.02	N/A	35.89	74.00	N/A	54.00	Horizontal	PASS

(Antenna Horizontal, 30MHz to 18GHz)

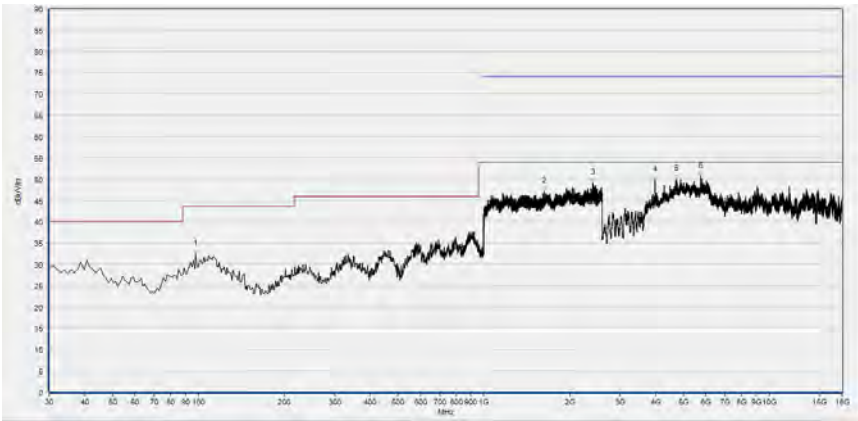

Fre. (MHz)	PK (dBμV/m)	QP (dBμV/m)	AV (dBμV/m)	Limit-PK (dBμV/m)	Limit-QP (dBμV/m)	Limit-AV (dBμV/m)	Antenna	Verdict
97.900	32.42	N/A	N/A	N/A	43.50	N/A	Vertical	PASS
1627.733	47.06	N/A	N/A	74.00	N/A	54.00	Vertical	PASS
2411.200	49.02	N/A	37.56	74.00	N/A	54.00	Vertical	PASS
3986.000	49.74	N/A	34.17	74.00	N/A	54.00	Vertical	PASS
4725.200	49.98	N/A	38.22	74.00	N/A	54.00	Vertical	PASS
5760.080	50.65	N/A	37.52	74.00	N/A	54.00	Vertical	PASS

(Antenna Vertical, 30MHz to 18GHz)

Plot for Channel 39

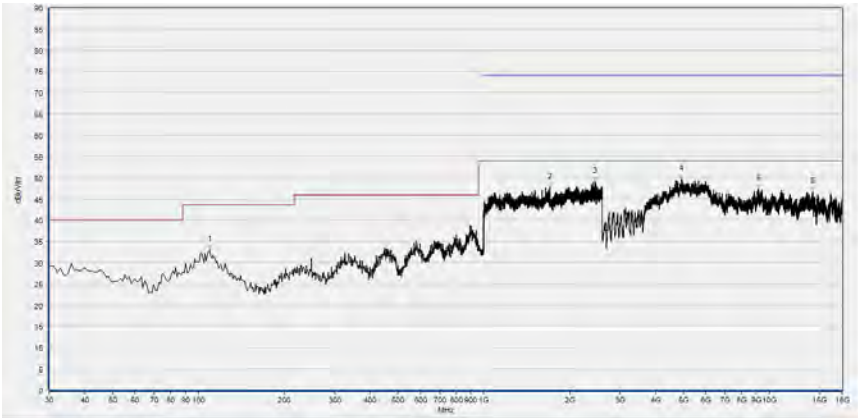

Fre. (MHz)	PK (dBμV/m)	QP (dBμV/m)	AV (dBμV/m)	Limit-PK (dBμV/m)	Limit-QP (dBμV/m)	Limit-AV (dBμV/m)	Antenna	Verdict
109.540	32.97	N/A	N/A	N/A	43.50	N/A	Horizontal	PASS
1708.800	47.72	N/A	N/A	74.00	N/A	54.00	Horizontal	PASS
2452.267	49.11	N/A	37.69	74.00	N/A	54.00	Horizontal	PASS
4934.640	49.67	N/A	37.22	74.00	N/A	54.00	Horizontal	PASS
9157.320	47.49	N/A	N/A	74.00	N/A	54.00	Horizontal	PASS
14202.360	46.77	N/A	N/A	74.00	N/A	54.00	Horizontal	PASS

(Antenna Horizontal, 30MHz to 18GHz)

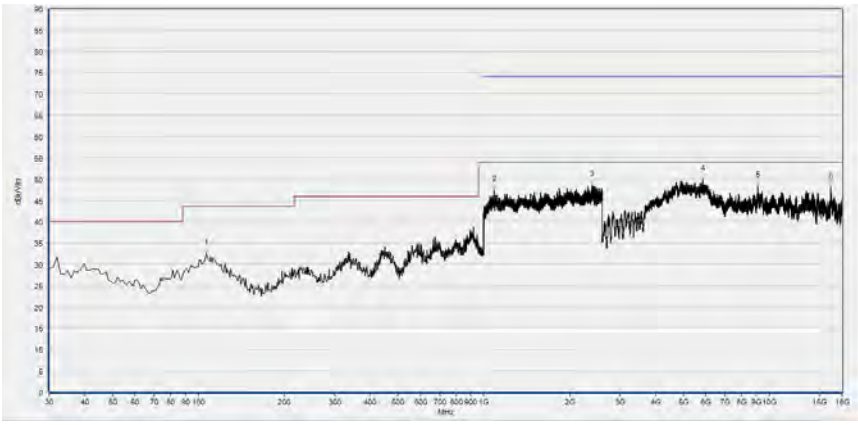

Fre. (MHz)	Pk (dBμV/m)	QP (dBμV/m)	AV (dBμV/m)	Limit-PK (dBμV/m)	Limit-QP (dBμV/m)	Limit-AV (dBμV/m)	Antenna	Verdict
106.630	32.59	N/A	N/A	N/A	43.50	N/A	Vertical	PASS
1089.600	47.44	N/A	N/A	74.00	N/A	54.00	Vertical	PASS
2388.800	48.59	N/A	37.20	74.00	N/A	54.00	Vertical	PASS
5864.800	49.88	N/A	37.35	74.00	N/A	54.00	Vertical	PASS
9111.120	48.36	N/A	35.32	74.00	N/A	54.00	Vertical	PASS
16441.520	48.05	N/A	33.33	74.00	N/A	54.00	Vertical	PASS

(Antenna Vertical, 30MHz to 18GHz)

Plot for Channel 78

Fre. (MHz)	Pk (dBμV/m)	QP (dBμV/m)	AV (dBμV/m)	Limit-PK (dBμV/m)	Limit-QP (dBμV/m)	Limit-AV (dBμV/m)	Antenna	Verdict
111.480	33.58	N/A	N/A	N/A	43.50	N/A	Horizontal	PASS
1368.533	47.34	N/A	N/A	74.00	N/A	54.00	Horizontal	PASS
2411.733	48.06	N/A	37.18	74.00	N/A	54.00	Horizontal	PASS
4737.520	49.90	N/A	39.53	74.00	N/A	54.00	Horizontal	PASS
6068.080	50.95	N/A	37.86	74.00	N/A	54.00	Horizontal	PASS
8427.360	48.57	N/A	36.69	74.00	N/A	54.00	Horizontal	PASS

(Antenna Horizontal, 30MHz to 18GHz)

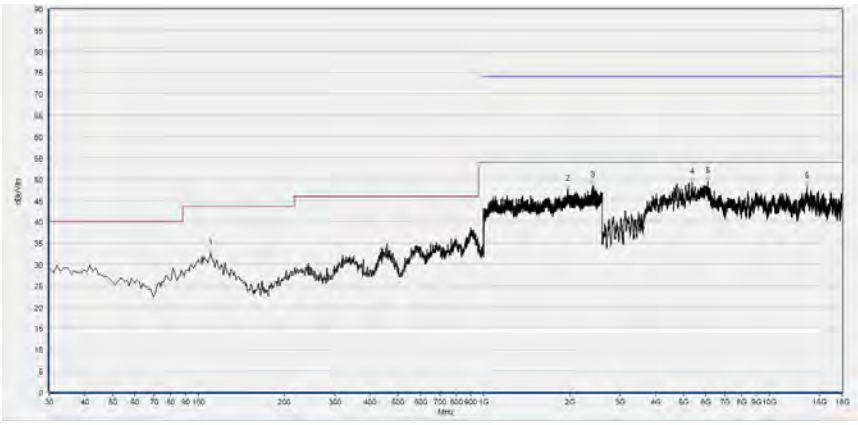

Fre. (MHz)	Pk (dBμV/m)	QP (dBμV/m)	AV (dBμV/m)	Limit-PK (dBμV/m)	Limit-QP (dBμV/m)	Limit-AV (dBμV/m)	Antenna	Verdict
110.510	32.47	N/A	N/A	N/A	43.50	N/A	Vertical	PASS
1972.267	47.55	N/A	N/A	74.00	N/A	54.00	Vertical	PASS
2405.333	48.37	N/A	37.35	74.00	N/A	54.00	Vertical	PASS
5381.240	49.32	N/A	36.61	74.00	N/A	54.00	Vertical	PASS
6074.240	49.44	N/A	36.81	74.00	N/A	54.00	Vertical	PASS
13570.960	48.35	N/A	35.50	74.00	N/A	54.00	Vertical	PASS

(Antenna Vertical, 30MHz to 18GHz)

8-DPSK Mode

Plots for Channel 0

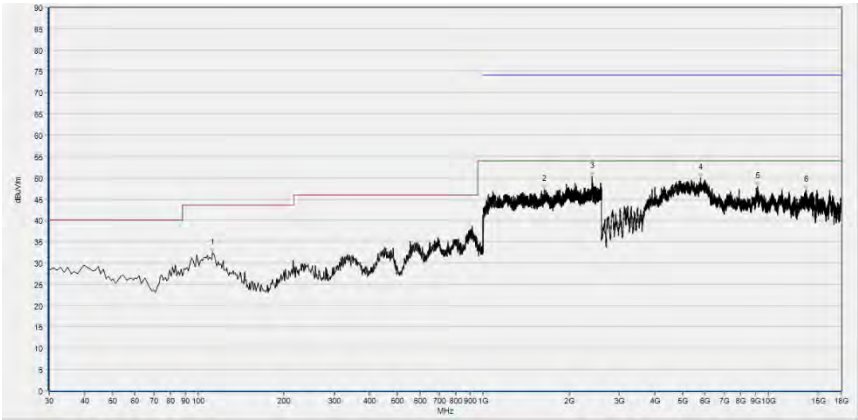

Fre. (MHz)	Pk (dBμV/m)	QP (dBμV/m)	AV (dBμV/m)	Limit-PK (dBμV/m)	Limit-QP (dBμV/m)	Limit-AV (dBμV/m)	Antenna	Verdict
112.450	32.29	N/A	N/A	N/A	43.50	N/A	Horizontal	PASS
1640.000	47.23	N/A	N/A	74.00	N/A	54.00	Horizontal	PASS
2409.067	50.21	N/A	37.75	74.00	N/A	54.00	Horizontal	PASS
5784.720	49.87	N/A	37.12	74.00	N/A	54.00	Horizontal	PASS
9169.640	47.97	N/A	N/A	74.00	N/A	54.00	Horizontal	PASS
13555.560	47.11	N/A	N/A	74.00	N/A	54.00	Horizontal	PASS

(Antenna Horizontal, 30MHz to 18GHz)

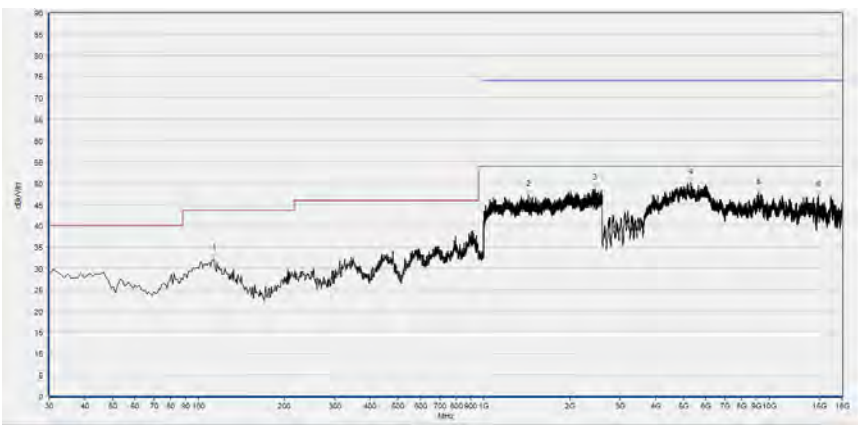

Fre. (MHz)	Pk (dBμV/m)	QP (dBμV/m)	AV (dBμV/m)	Limit-PK (dBμV/m)	Limit-QP (dBμV/m)	Limit-AV (dBμV/m)	Antenna	Verdict
113.420	32.11	N/A	N/A	N/A	43.50	N/A	Vertical	PASS
1429.867	47.30	N/A	N/A	74.00	N/A	54.00	Vertical	PASS
2451.200	48.69	N/A	37.27	74.00	N/A	54.00	Vertical	PASS
5319.640	50.16	N/A	36.40	74.00	N/A	54.00	Vertical	PASS
9163.480	47.74	N/A	N/A	74.00	N/A	54.00	Vertical	PASS
14839.920	47.08	N/A	N/A	74.00	N/A	54.00	Vertical	PASS

(Antenna Vertical, 30MHz to 18GHz)

Plot for Channel 39

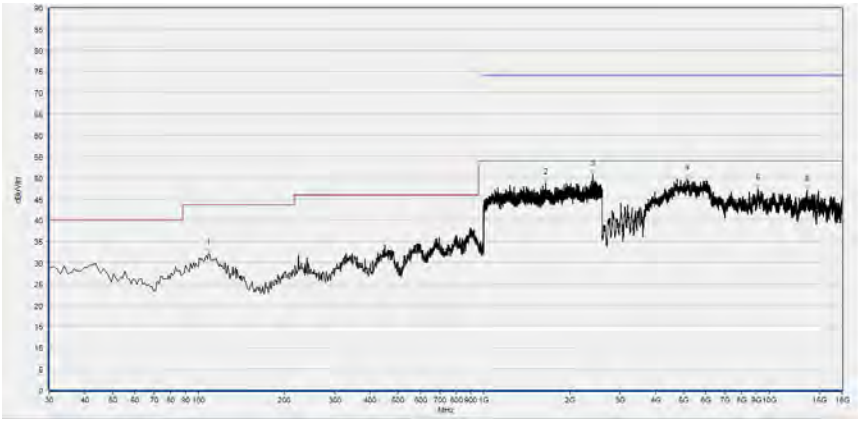

Fre. (MHz)	Pk (dBμV/m)	QP (dBμV/m)	AV (dBμV/m)	Limit-PK (dBμV/m)	Limit-QP (dBμV/m)	Limit-AV (dBμV/m)	Antenna	Verdict
108.570	32.15	N/A	N/A	N/A	43.50	N/A	Horizontal	PASS
1649.600	48.72	N/A	36.03	74.00	N/A	54.00	Horizontal	PASS
2411.733	50.78	N/A	37.51	74.00	N/A	54.00	Horizontal	PASS
5153.320	49.78	N/A	37.35	74.00	N/A	54.00	Horizontal	PASS
9129.600	47.50	N/A	N/A	74.00	N/A	54.00	Horizontal	PASS
13583.280	47.07	N/A	N/A	74.00	N/A	54.00	Horizontal	PASS

(Antenna Horizontal, 30MHz to 18GHz)

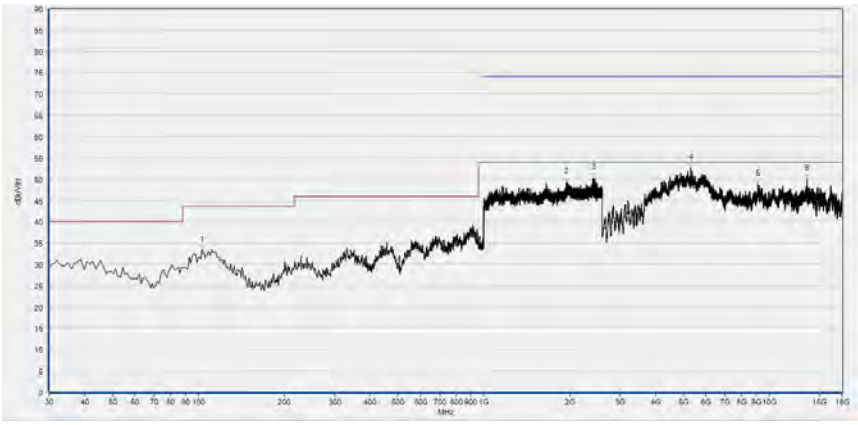

Fre. (MHz)	Pk (dBμV/m)	QP (dBμV/m)	AV (dBμV/m)	Limit-PK (dBμV/m)	Limit-QP (dBμV/m)	Limit-AV (dBμV/m)	Antenna	Verdict
102.750	33.37	N/A	N/A	N/A	43.50	N/A	Vertical	PASS
1949.333	49.22	N/A	35.71	74.00	N/A	54.00	Vertical	PASS
2417.067	50.34	N/A	37.96	74.00	N/A	54.00	Vertical	PASS
5313.480	52.56	N/A	38.45	74.00	N/A	54.00	Vertical	PASS
9138.840	48.83	N/A	34.99	74.00	N/A	54.00	Vertical	PASS
13540.160	49.90	N/A	35.69	74.00	N/A	54.00	Vertical	PASS

(Antenna Vertical, 30MHz to 18GHz)

Plot for Channel 78

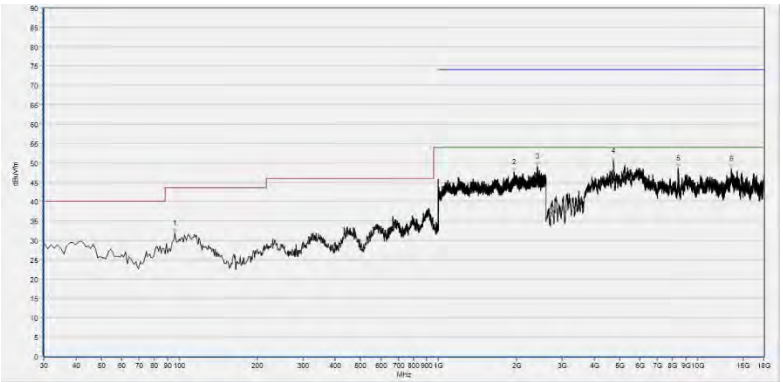

Fre. (MHz)	Pk (dBμV/m)	QP (dBμV/m)	AV (dBμV/m)	Limit-PK (dBμV/m)	Limit-QP (dBμV/m)	Limit-AV (dBμV/m)	Antenna	Verdict
95.960	31.87	N/A	N/A	N/A	43.50	N/A	Horizontal	PASS
1959.467	47.56	N/A	N/A	74.00	N/A	54.00	Horizontal	PASS
2407.467	49.08	N/A	37.44	74.00	N/A	54.00	Horizontal	PASS
4740.600	50.48	N/A	38.24	74.00	N/A	54.00	Horizontal	PASS
8433.520	48.57	N/A	35.77	74.00	N/A	54.00	Horizontal	PASS
13493.960	48.41	N/A	35.41	74.00	N/A	54.00	Horizontal	PASS

(Antenna Horizontal, 30MHz to 18GHz)

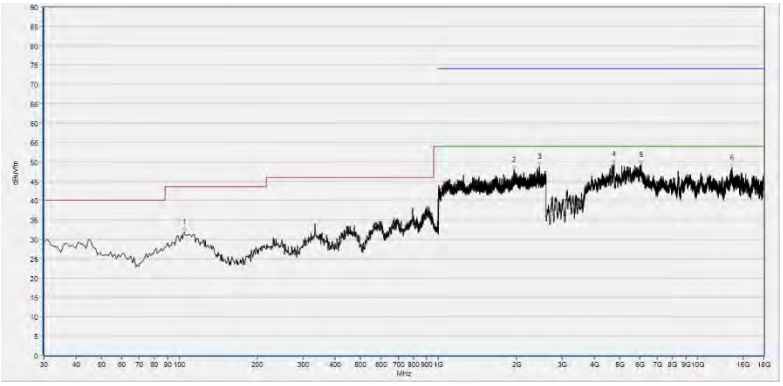

Fre. (MHz)	Pk (dBμV/m)	QP (dBμV/m)	AV (dBμV/m)	Limit-PK (dBμV/m)	Limit-QP (dBμV/m)	Limit-AV (dBμV/m)	Antenna	Verdict
104.690	31.92	N/A	N/A	N/A	43.50	N/A	Vertical	PASS
1957.867	47.91	N/A	N/A	74.00	N/A	54.00	Vertical	PASS
2445.867	48.75	N/A	37.68	74.00	N/A	54.00	Vertical	PASS
4743.680	49.51	N/A	38.20	74.00	N/A	54.00	Vertical	PASS
6040.360	49.35	N/A	36.85	74.00	N/A	54.00	Vertical	PASS
13546.320	48.40	N/A	35.17	74.00	N/A	54.00	Vertical	PASS

(Antenna Vertical, 30MHz to 18GHz)

END OF REPORT