FCC RF TEST REPORT

ISSUED BY
Shenzhen BALUN Technology Co., Ltd.

FOR

Mobile Phone

ISSUED TO
Realme Chongqing Mobile Telecommunications Corp., Ltd.

No.178 Yulong Avenue, Yufengshan, Yubei District, Chongqing, China

Prepared by: Heng Aiping
Date Jan. 16, 2020

Approved by: Wei Yanquan
(Chief Engineer)
Date Jan. 16, 2020

Report No.:	BL-SZ19C0360-604
EUT Name:	Mobile Phone
Model Name:	RMX2001
Brand Name:	realme
Test Standard:	47 CFR Part 15 Subpart E
FCC ID:	2AUYFRMX2001
Test Conclusion:	Pass
Test Date:	Dec. 15, 2019 ~ Jan. 08, 2020
Date of Issue:	Jan. 16, 2020

NOTE: This test report of test results only related to testing samples, which can be duplicated completely for the legal use with the approval of the applicant; it shall not be reproduced except in full, without the written approval of Shenzhen BALUN Technology Co., Ltd. Any objections should be raised within thirty days from the date of issue. To validate the report, please contact us.

Block B, 1st FL, Baisha Science and Technology Park, Shahe Xi Road, Nanshan District, Shenzhen, Guangdong, P. R. China 518055
TEL: +86-755-66850100, FAX: +86-755-61824271
Email: qc@baluntek.com
www.baluntek.com

Revision History

Version	Issue Date	Revisions Content
Rev. 01	Jan. 16, 2020	Initial Issue

TABLE OF CONTENTS

1 ADMINISTRATIVE DATA (GENERAL INFORMATION) 4

1.1 Identification of the Testing Laboratory 4

1.2 Identification of the Responsible Testing Location 4

1.3 Laboratory Condition 4

1.4 Announce 4

2 PRODUCT INFORMATION 5

2.1 Applicant 5

2.2 Manufacturer 5

2.3 Factory 5

2.4 General Description for Equipment under Test (EUT) 5

2.5 Technical Information 6

2.6 Additional Instructions 7

2.7 Channel List 10

3 SUMMARY OF TEST RESULTS 13

3.1 Test Standards 13

3.2 Verdict 13

4 GENERAL TEST CONFIGURATIONS 14

4.1 Test Environments 14

4.2 Test Equipment List 14

4.3 Measurement Uncertainty 15

4.4 Description of Test Setup 16

5 TEST ITEMS 19

5.1 RF Output Power 19

5.2 Emission Bandwidth and 6 dB Bandwidth 20

5.3 Power Spectral density (PSD) 21

5.4 Conducted Emission 22

5.5 Radiated Spurious Emissions and Band Edge (Restricted-band) 23

ANNEX A TEST RESULT 28
A.1 RF Output Power 28
A.2 Emission Bandwidth & 99% Bandwidth 30
A.3 6 dB Bandwidth 32
A.4 Power Spectral Density 33
A.5 Conducted Emissions 35
A.6 Radiated Spurious Emissions and Band Edge (Restricted-band) 37
ANNEX B TEST SETUP PHOTOS 113
ANNEX C EUT EXTERNAL PHOTOS 113
ANNEX D EUT INTERNAL PHOTOS 113

1 ADMINISTRATIVE DATA (GENERAL INFORMATION)

1.1 Identification of the Testing Laboratory

Company Name	Shenzhen BALUN Technology Co., Ltd.
Address	Block B, 1st FL, Baisha Science and Technology Park, Shahe Xi Road, Nanshan District, Shenzhen, Guangdong Province, P. R. China
Phone Number	+86 755 6685 0100

1.2 Identification of the Responsible Testing Location

Test Location	Shenzhen BALUN Technology Co., Ltd.
Address	Block B, 1st FL, Baisha Science and Technology Park, Shahe Xi Road, Nanshan District, Shenzhen, Guangdong Province, P. R. China
Accreditation Certificate	The laboratory has been listed by Industry Canada to perform electromagnetic emission measurements. The recognition numbers of test site are 11524A-1. The laboratory is a testing organization accredited by FCC as a accredited testing laboratory. The designation number is CN1196. The laboratory is a testing organization accredited by American Association for Laboratory Accreditation(A2LA) according to ISO/IEC 17025.The accreditation certificate is 4344.01. The laboratory is a testing organization accredited by China National Accreditation Service for Conformity Assessment (CNAS) according to ISO/IEC 17025. The accreditation certificate number is L6791.
Description	All measurement facilities used to collect the measurement data are located at Block B, FL 1, Baisha Science and Technology Park, Shahe Xi Road, Nanshan District, Shenzhen, Guangdong Province, P. R. China 518055

1.3 Laboratory Condition

Ambient Temperature	20℃ to 25℃
Ambient Relative Humidity	45% to 55%
Ambient Pressure	100 kPa to 102 kPa

1.4 Announce

(1) The test report reference to the report template version v4.4.

(2) The test report is invalid if not marked with the signatures of the persons responsible for preparing and approving the test report.

(3) The test report is invalid if there is any evidence and/or falsification.

(4) The results documented in this report apply only to the tested sample, under the conditions and modes of operation as described herein.

(5) This document may not be altered or revised in any way unless done so by BALUN and all revisions are duly noted in the revisions section.

(6) Content of the test report, in part or in full, cannot be used for publicity and/or promotional purposes without prior written approval from the laboratory.

2 PRODUCT INFORMATION

2.1 Applicant

Applicant	Realme Chongqing Mobile Telecommunications Corp., Ltd.
Address	No.178 Yulong Avenue, Yufengshan, Yubei District, Chongqing, China

2.2 Manufacturer

Manufacturer	Realme Chongqing Mobile Telecommunications Corp., Ltd.
Address	No.178 Yulong Avenue, Yufengshan, Yubei District, Chongqing, China

2.3 Factory

Factory	Realme Chongqing Mobile Telecommunications Corp., Ltd.
Address	No.178 Yulong Avenue, Yufengshan, Yubei District, Chongqing, China

2.4 General Description for Equipment under Test (EUT)

EUT Name	Mobile Phone
Model Name Under Test	RMX2001
Series Model Name	N/A
Description of Model name differentiation	N/A
Hardware Version	11
Software Version	Color OS 7.0
Dimensions (Approx.)	162.1*74.8*9.6mm
Weight (Approx.)	191g(with battery)

2.5 Technical Information

Network and Wireless connectivity	2G Network GSM/GPRS/EDGE 850/900/1800/1900 MHz 3G Network WCDMA/HSDPA/HSUPA/HSPA+ Band 1/2/4/5/8 4G Network LTE FDD Band 1/2/3/4/5/7/8/20/28 LTE TDD Band 38/40/41 Bluetooth 5.0 (BR+EDR+BLE) 2.4G WIFI 802.11b, 802.11g, 802.11n(HT20) 5G WIFI 802.11a, 802.11n(HT20/ 40) and 802.11ac(VHT20/ 40/ 80) Band 1/2/3/4, GPS, GLONASS, BDS, Galileo, SBAS, FM, NFC

The requirement for the following technical information of the EUT was tested in this report:

Frequency Range	Band I: 5150 MHz to 5250 MHz, Band II: 5250 MHz to 5350 MHz, Band III: 5470 MHz to 5725 MHz Band IV: 5725 MHz to 5850 MHz
Product Type	☐ Mobile ☒ Portable ☐ Fix Location
Modulation technology	OFDM
Modulation Type	256QAM, 64QAM, 16QAM, BPSK, QPSK
Product Type	Indoor for IC standard Mobile and portable for FCC standard
Transfer Rate (Mbps) (Single RF path)	802.11a: 54/ 48/ 36 / 24 / 18/12 / 9/ 6 Mbps 802.11n: up to 150 Mbps 802.11ac: up to VHT-MCS9
Channel Bandwidth	802.11a: 20 MHz 802.11n: 20 MHz, 40 MHz 802.11ac: 20 MHz, 40 MHz, 80 MHz
Maximum Output Power	Band I: 16.60 dBm Band II: 17.12 dBm Band III: 16.58 dBm Band IV: 16.65 dBm
Antenna System (eg., MIMO, Smart Antenna)	N/A
Categorization as Correlated or Completely Uncorrelated	N/A
Antenna Type	PIFA Antenna
Antenna Gain	Band I: 5150 MHz to 5250 MHz: -3.5 dBi Band II: 5250 MHz to 5350 MHz: -3.5 dBi Band III: 5470 MHz to 5725 MHz: -3.5 dBi Band IV: 5725 MHz to 5850 MHz: -3.5 dBi
About the Product	The equipment is Mobile Phone, intended for used with information technology equipment.

2.6 Additional Instructions

EUT Software Settings:

Mode	☒ Special software is used. The software provided by client to enable the EUT under transmission condition continuously at specific channel frequencies individually.

During testing, Channel and Power Controlling Software provided by the customer was used to control the operating channel as well as the output power level. The RF output power selection is for the setting of RF output power expected by the customer and is going to be fixed on the firmware of the final end product.

Test Software Version	*#*#3646633#*#*

Band I (5150 - 5250 MHz) Power level setup in software			
Mode	Channel	Frequency (MHz)	Soft Set
11a	CH36	5180	15.5
11a	CH44	5220	16
11a	CH48	5240	16
11n (HT20)	CH36	5180	14.5
11n (HT20)	CH44	5220	16
11n (HT20)	CH48	5240	16
11n (HT40)	CH38	5190	12.5
11n (HT40)	CH46	5230	15
11ac (VHT20)	CH36	5180	14
11ac (VHT20)	CH44	5220	14
11ac (VHT20)	CH48	5240	14
11ac (VHT40)	CH38	5190	11.5
11ac (VHT40)	CH46	5230	11.5
11ac (VHT80)	CH42	5210	10.5

Band II (5250 - 5350 MHz) Power level setup in software			
Mode	Channel	Frequency (MHz)	Soft Set
11a	CH52	5260	16
11a	CH60	5300	16
11a	CH64	5320	15
11n (HT20)	CH52	5260	16
11n (HT20)	CH60	5300	16
11n (HT20)	CH64	5320	14.5
11n (HT40)	CH54	5270	15
11n (HT40)	CH62	5310	12.5
11ac (VHT20)	CH52	5260	14
11ac (VHT20)	CH60	5300	14
11ac (VHT20)	CH64	5320	14
11ac (VHT40)	CH54	5270	11.5
11ac (VHT40)	CH62	5310	11.5
11ac (VHT80)	CH58	5290	10.5

Band III (5470 - 5725 MHz) Power level setup in software			
Mode	Channel	Frequency (MHz)	Soft Set
11a	CH100	5500	14.5
11a	CH116	5580	16
11a	CH140	5700	14
11n (HT20)	CH100	5500	14
11n (HT20)	CH116	5580	16
11n (HT20)	CH140	5700	14
11n (HT40)	CH102	5510	12.5
11n (HT40)	CH118	5590	15
11n (HT40)	CH134	5670	15
11ac (VHT20)	CH100	5500	14
11ac (VHT20)	CH116	5580	14
11ac (VHT20)	CH140	5700	13
11ac (VHT40)	CH102	5510	11.5
11ac (VHT40)	CH118	5590	11.5
11ac (VHT40)	CH134	5670	11.5
11ac (VHT80)	CH106	5530	10.5
11ac (VHT80)	CH122	5610	10.5

Band IV (5725 - 5850 MHz) Power level setup in software			
Mode	Channel	Frequency (MHz)	Soft Set
11a	CH149	5745	16
11a	CH157	5785	16
11a	CH165	5825	16
11n (HT20)	CH149	5745	16
11n (HT20)	CH157	5785	16
11n (HT20)	CH165	5825	16
11n (HT40)	CH149	5745	15
11n (HT40)	CH157	5785	15
11ac (VHT20)	CH149	5745	14
11ac (VHT20)	CH157	5785	14
11ac (VHT20)	CH165	5825	14
11ac (VHT40)	CH149	5745	11.5
11ac (VHT40)	CH157	5785	11.5
11ac (VHT80)	CH155	5775	10.5

Run Software

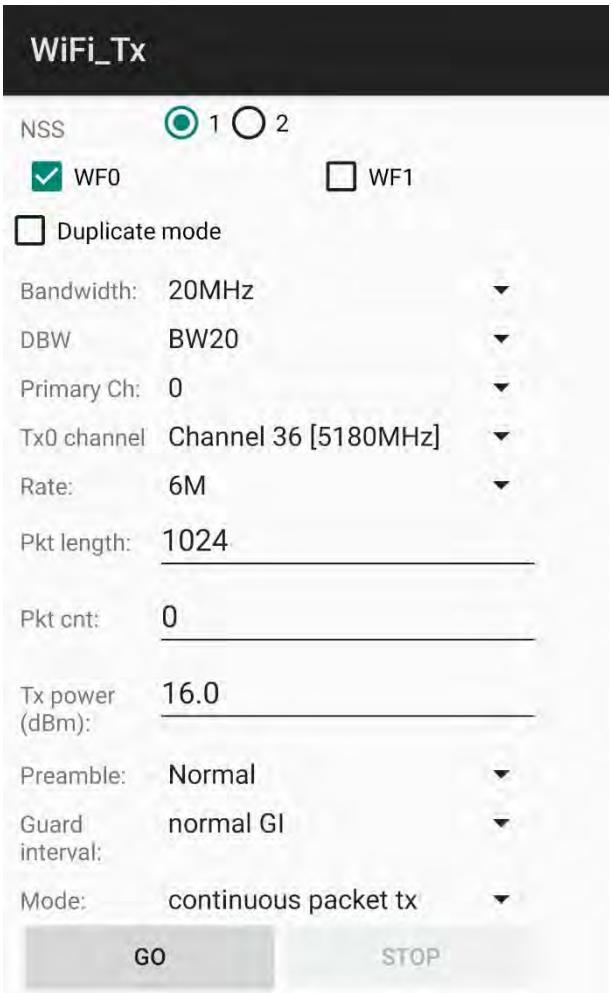

2.7 Channel List

20 MHz		40 MHz		80 MHz	
Channel Number	Frequency (MHz)	Channel Number	Frequency (MHz)	Channel Number	Frequency (MHz)
36	**5180**	**38**	**5190**	**42**	**5210**
40	5200	**46**	**5230**	**58**	**5290**
44	**5220**	**54**	**5270**	**106**	**5530**
48	**5240**	**62**	**5310**	**122**	**5610**
52	**5260**	**102**	**5510**	**155**	**5775**
56	5280	110	5550		
60	**5300**	**118**	**5590**		
64	**5320**	**134**	**5670**		
100	**5500**	**151**	**5755**		
104	5520	**159**	**5795**		
108	5540				
112	5560				
116	**5580**				
132	5660				
136	5680				
140	**5700**				
149	**5745**				
153	5765				
157	**5785**				
161	5805				
165	**5825**				

Note: Until further notice, devices subject to this section shall not be capable of transmitting in the band 5600-5650 MHz. This restriction is for the protection of weather radars operating in this band.

The Lowest frequency, the middle frequency and the highest frequency of channel were selected to perform the test, and the selected channel see below:

For 802.11a/n(HT20)/ac(VHT20)

Band I (5150 - 5250 MHz)			Band II (5250 - 5350 MHz)		
Channel Number	Channel	Frequency (MHz)	Channel Number	Channel	Frequency (MHz)
36	Low	5180	52	Low	5260
44	Mid	5220	60	Mid	5300
48	High	5240	64	High	5320

Band III (5470 - 5725 MHz)			Band IV (5725 - 5850 MHz)		
Channel Number	Channel	Frequency (MHz)	Channel Number	Channel	Frequency (MHz)
100	Low	5500	149	Low	5745
116	Mid	5580	157	Mid	5785
140	High	5700	165	High	5825

For 802.11n(HT40)/ac(VHT40)

Band I (5150 - 5250 MHz)			Band II (5250 - 5350 MHz)		
Channel Number	Channel	Frequency (MHz)	Channel Number	Channel	Frequency (MHz)
38	Low	5190	54	Low	5270
46	High	5230	62	High	5310

Band III (5150 - 5250 MHz)			Band IV (5725 - 5850 MHz)		
Channel Number	Channel	Frequency (MHz)	Channel Number	Channel	Frequency (MHz)
102	Low	5510	151	Low	5755
118	Mid	5590	159	High	5795
134	High	5670			

For 802.11ac(VHT80)

Band I (5150 - 5250 MHz)			Band II (5250 - 5350 MHz)		
Channel Number	Channel	Frequency (MHz)	Channel Number	Channel	Frequency (MHz)
42	Mid	5210	58	Mid	5290

Band III (5470 - 5725 MHz)			Band IV (5725 - 5850 MHz)		
Channel Number	Channel	Frequency (MHz)	Channel Number	Channel	Frequency (MHz)
106	Low	5530	155	Mid	5775
122	High	5610			

Note: Preliminary tests were performed in different data rate in above table to find the worst radiated emission. The data rate shown in the table below is the worst-case rate with respect to the specific test item. Investigation has been done on all the possible configurations for searching the worst cases. The following table is a list of the test modes shown in this test report.

Test Items	Mode	Data Rate	Modulation Type	Band I Channel	Band II Channel	Band III Channel	Band IV Channel
RF Output Power	11a	6	BPSK	48/44/36	64/60/52	140/116/100	165/157/149
	11n(20 MHz)	6.5		48/44/36	64/60/52	140/116/100	165/157/149
	11n(40 MHz)	13.5		46/38	62/54	134/118/102	159/151
	11ac(20 MHz)	6.5		48/44/36	64/60/52	140/116/100	165/157/149
	11ac(40 MHz)	13.5		46/38	62/54	134/118/102	159/151
	11ac(80 MHz)	MCS0		42	58	122/106	155
Emission Bandwidth & 99% Occupied Bandwidth	11a	6	BPSK	48/44/36	64/60/52	140/116/100	165/157/149
	11n(20 MHz)	6.5		48/44/36	64/60/52	140/116/100	165/157/149
	11n(40 MHz)	13.5		46/38	62/54	134/118/102	159/151
	11ac(20 MHz)	6.5		48/44/36	64/60/52	140/116/100	165/157/149
	11ac(40 MHz)	13.5		46/38	62/54	134/118/102	159/151
	11ac(80 MHz)	MCS0		42	58	122/106	155
6 dB bandwidth	11a	6	BPSK	N/A	N/A	N/A	165/157/149
	11n(20 MHz)	6.5		N/A	N/A	N/A	165/157/149
	11n(40 MHz)	13.5		N/A	N/A	N/A	159/151
	11ac(20 MHz)	6.5		N/A	N/A	N/A	165/157/149
	11ac(40 MHz)	13.5		N/A	N/A	N/A	159/151
	11ac(80 MHz)	MCS0		N/A	N/A	N/A	155
Power Spectral Density	11a	6	BPSK	48/44/36	64/60/52	140/116/100	165/157/149
	11n(20 MHz)	6.5		48/44/36	64/60/52	140/116/100	165/157/149
	11n(40 MHz)	13.5		46/38	62/54	134/118/102	159/151
	11ac(20 MHz)	6.5		48/44/36	64/60/52	140/116/100	165/157/149
	11ac(40 MHz)	13.5		46/38	62/54	134/118/102	159/151
	11ac(80 MHz)	MCS0		42	58	122/106	155
Radiated Spurious Emissions	11a	6	BPSK	48/44/36	64/60/52	140/116/100	165/157/149
	11n(20 MHz)	6.5		48/44/36	64/60/52	140/116/100	165/157/149
	11n(40 MHz)	13.5		46/38	62/54	134/118/102	159/151
	11ac(20 MHz)	6.5		48/44/36	64/60/52	140/116/100	165/157/149
	11ac(40 MHz)	13.5		46/38	62/54	134/118/102	159/151
	11ac(80 MHz)	MCS0		42	58	122/106	155
Band Edge (Restricted -band)	11a	6	BPSK	48/44/36	64/60/52	140/116/100	165/157/149
	11n(20 MHz)	6.5		48/44/36	64/60/52	140/116/100	165/157/149
	11n(40 MHz)	13.5		46/38	62/54	134/118/102	159/151
	11ac(20 MHz)	6.5		48/44/36	64/60/52	140/116/100	165/157/149
	11ac(40 MHz)	13.5		46/38	62/54	134/118/102	159/151
	11ac(80 MHz)	MCS0		42	58	122/106	155

3 SUMMARY OF TEST RESULTS

3.1 Test Standards

No.	Identity	Document Title
1	47 CFR Part 15 Subpart E (10-1-16 Edition)	Unlicensed National Information Infrastructure Devices
2	KDB Publication 789033 D02v01r04	Guidelines for Compliance Testing of Unlicensed National Information Infrastructure (U-NII) Devices Part 15, Subpart E
3	ANSI C63.10-2013	American National Standard for Testing Unlicensed Wireless Devices

3.2 Verdict

No.	Description	FCC Part No.	Test Result	Verdict
1	Antenna Requirement	15.203	--	Pass[Note1]
2	RF Output Power	15.407(a)	ANNEX A.1	Pass
3	Emission Bandwidth & 99% Occupied Bandwidth	15.407(a)	ANNEX A.2	Pass
4	6 dB bandwidth	15.407(e)	ANNEX A.3	Pass
5	Power Spectral Density	15.407(a)	ANNEX A.4	Pass
6	Conducted Emission	15.207	ANNEX A.5	Pass
7	Radiated Spurious Emissions and Band Edge (Restricted-band)	15.407(b)	ANNEX A.6	Pass
8	Receiver Spurious Emissions	--	--	N/A[Note2]

Note [1]: The EUT has a permanently and irreplaceable attached antenna, which complies with the requirement FCC 15.203.

Note [2]: Only radio communication receivers operating in stand-alone mode within the band 30-960 MHz, as well as scanner receivers, are subject to Industry Canada requirements, so this test is not applicable

4 GENERAL TEST CONFIGURATIONS

4.1 Test Environments

During the measurement, the normal environmental conditions were within the listed ranges:

Relative Humidity	45% to 55%	
Atmospheric Pressure	100 kPa to 102 kPa	
Temperature	NT (Normal Temperature)	+22℃ to +25℃
	LT (Low Temperature)	0℃
	HT (High Temperature)	+35℃
Working Voltage of the EUT	NV (Normal Voltage)	3.87 V
	LV (Low Voltage)	3.6 V
	HV (High Voltage)	4.45 V

4.2 Test Equipment List

Description	Manufacturer	Model	Serial No.	Cal. Date	Cal. Due
Spectrum Analyzer	ROHDE&SCHWARZ	FSV-30	103118	2019.06.13	2020.06.12
Switch Unit with OSP-B157	ROHDE&SCHWARZ	OSP120	101270	2019.06.13	2020.06.12
EMI Receiver	KEYSIGHT	N9038A	MY53220118	2019.10.29	2020.10.28
EMI Receiver	ROHDE&SCHWARZ	ESRP	101036	2019.06.13	2020.06.12
LISN	SCHWARZBECK	NSLK 8127	8127-687	2019.06.13	2020.06.12
Bluetooth Tester	ROHDE&SCHWARZ	CBT	101005	2019.06.15	2020.06.14
DC Power Supply	ROHDE&SCHWARZ	HMP2020	018141664	2019.06.18	2020.06.17
Power Splitter	KMW	DCPD-LDC	1305003215	--	--
Power Sensor	ROHDE&SCHWARZ	NRP-Z21	103971	2019.06.15	2020.06.14
Attenuator (20 dB)	KMW	ZA-S1-201	110617091	--	--
Attenuator (6 dB)	KMW	ZA-S1-61	1305003189	--	--
Temperature Chamber	AHK	SP20	1412	2019.06.24	2020.06.23
Test Antenna-Loop(9 kHz-30 MHz)	SCHWARZBECK	FMZB 1519	1519-037	2017.11.09	2020.11.08
Test Antenna-Bi-Log(30 MHz-3 GHz)	SCHWARZBECK	VULB 9163	9163-624	2018.08.22	2020.08.21
Test Antenna-Horn(1-18 GHz)	SCHWARZBECK	BBHA 9120D	9120D-1148	2018.07.11	2020.07.10
Test Antenna-Horn (18-40 GHz)	A-INFO	LB-180400KF	J211060273	2019.01.05	2021.01.04
Anechoic Chamber	RAINFORD	9m*6m*6m	N/A	2017.02.21	2020.02.20
Anechoic Chamber	EMC Electronic Co., Ltd	20.10*11.60*7.35m	N/A	2018.07.19	2020.07.18
Shielded Enclosure	ChangNing	CN-130701	130703	--	--
Signal Generator	ROHDE&SCHWARZ	SMB100A	177746	2019.08.23	2020.08.22
Power Amplifier	OPHIR RF	5225F	1037	2019.02.28	2020.02.27
Power Amplifier	OPHIR RF	5273F	1016	2019.02.28	2020.02.27
Directional Coupler	Werlantone	C5982-10	109275	N/A	N/A
Directional Coupler	Werlantone	CHP-273E	S00801z-01	N/A	N/A

Description	Manufacturer	Model	Serial No.	Cal. Date	Cal. Due
Sound Level Meter	B&K	NL-20	00844023	2019.11.12	2020.11.11
Ear Simulator	B&K	4185	2409449	2019.11.12	2020.11.11
Ear Simulator	B&K	4195	2418189	2019.11.12	2020.11.11
Audio analyzer	B&K	UPL 16	100129	2019.11.12	2020.11.11

4.3 Measurement Uncertainty

The following measurement uncertainty levels have been estimated for tests performed on the EUT as specified in CISPR 16-4-2.

This uncertainty represents an expanded uncertainty expressed at approximately the 95% confidence level using a coverage factor of k=2.

Measurement	Value
Occupied Channel Bandwidth	±4%
RF output power, conducted	±1.4 dB
Power Spectral Density, conducted	±2.5 dB
Unwanted Emissions, conducted	±2.8 dB
All emissions, radiated	±5.4 dB
Temperature	±1°C
Humidity	±4%

4.4 Description of Test Setup

4.4.1 For Antenna Port Test

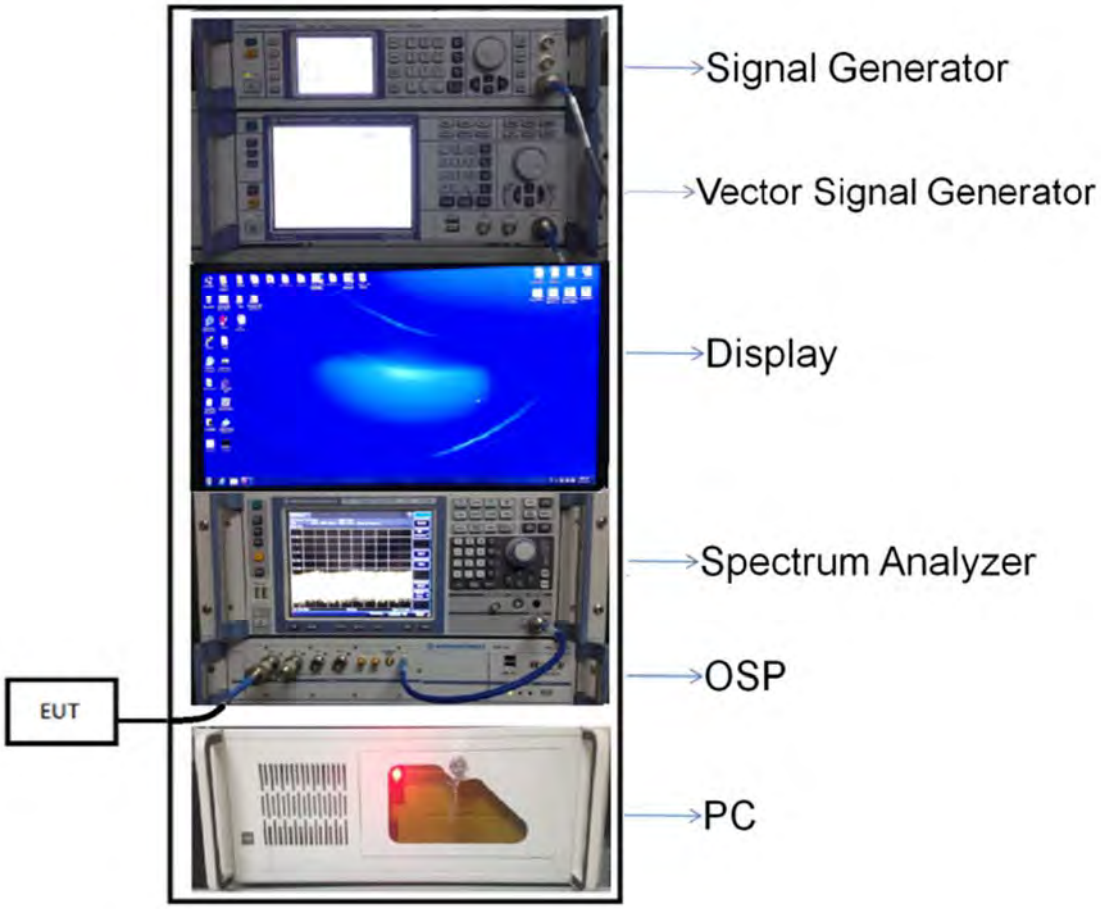

(Diagram 1)

4.4.2 For AC Power Supply Port Test

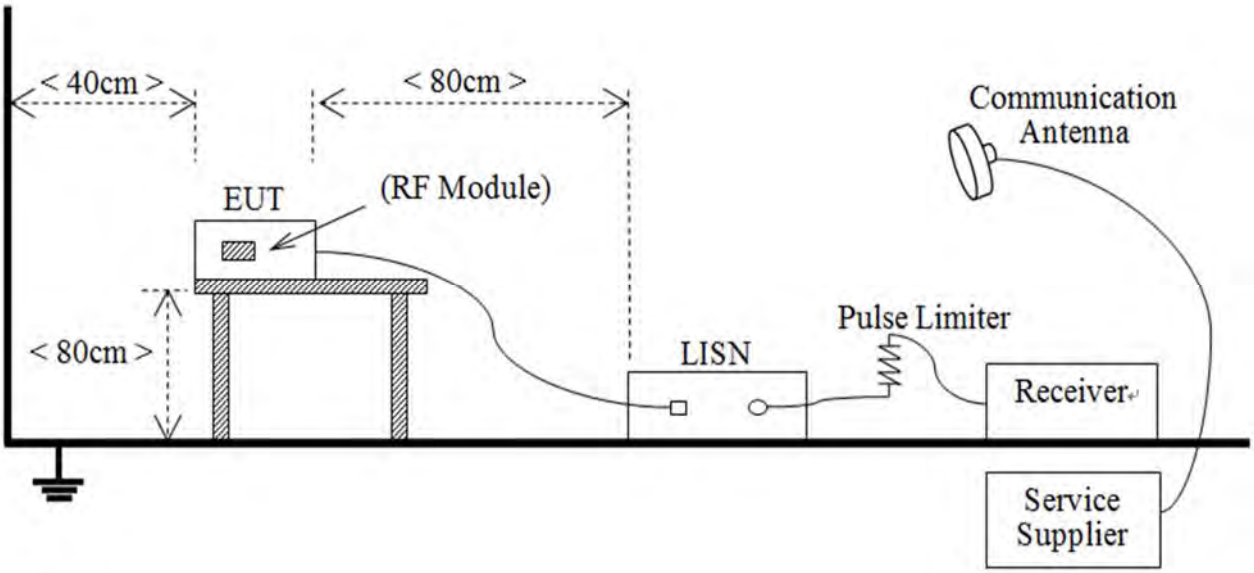

(Diagram 2)

4.4.3 For Radiated Test (Below 30 MHz)



(Diagram 3)

4.4.4 For Radiated Test (30 MHz-1 GHz)



(Diagram 4)

4.4.5 For Radiated Test (Above 1 GHz)

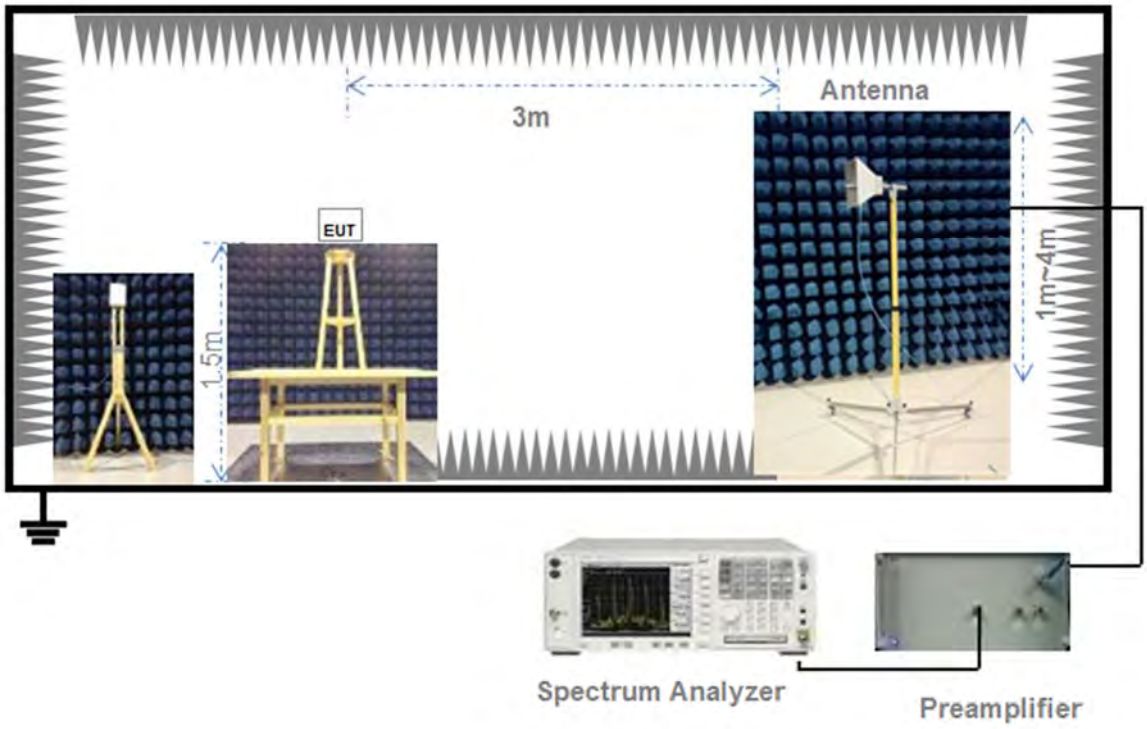

(Diagram 5)

5 TEST ITEMS

5.1 RF Output Power

5.1.1 Test Limit

FCC §15.407(a)

The maximum conducted output power should not exceed:

Frequency Band (MHz)	Limit
5150-5250	250 mW
5250-5350	250 mW or 11 dBm + 10log B, whichever is less.
5470-5725	250 mW or 11 dBm + 10log B, whichever is less.
5725-5850	1 W
Note: Where “B” is the 26 dB emissions bandwidth in MHz.	

RSS-247, 6.2

The maximum conducted output power shall not exceed:

Frequency Band (MHz)	Limit
5150-5250	N/A
5250-5350	250 mW or 11 dBm + 10log B, whichever is less.
5470-5725	250 mW or 11 dBm + 10log B, whichever is less.
5725-5850	1 W
Note: Where “B” is the 99% emissions bandwidth in MHz.	

The maximum e.i.r.p. shall not exceed:

Frequency Band (MHz)	Limit
5150-5250	200 mW or 10 dBm + 10log B, whichever is less.
5250-5350	1W or 17 dBm + 10log B, whichever is less.
5470-5725	1W or 17 dBm + 10log B, whichever is less.
5725-5850	N/A
Note: Where “B” is the 99% emissions bandwidth in MHz.	

5.1.2 Test Setup

The section 4.4.1 (Diagram 1) test setup description was used for this test. The photo of test setup please refer to ANNEX B.

5.1.3 Test Procedure

The maximum peak conducted output power may be measured using a broadband Average RF power meter. The power meter shall have a video bandwidth that is greater than or equal to the emission bandwidth and utilize a fast-responding diode detector.

The E.I.R.P used radiated test method. At a test site that has been validated using the procedures of ANSI C63.4 or the latest CISPR 16-1-4 for measurements above 1 GHz, so as to simulate a near free-space environment.

5.1.4 Test Result

Please refer to ANNEX A.1.

5.2 Emission Bandwidth and 6 dB Bandwidth

5.2.1 Limit

FCC §15.407(a), RSS-247, 6.2

Within the 5.725-5.85 GHz band, the minimum 6 dB bandwidth of U-NII devices shall be at least 500 kHz.

5.2.2 Test Setup

The test setup photo please refer to 4.4.1 (Diagram 1) test setup description was used for this test. The photo of test setup please refer to ANNEX B.

5.2.3 Test Procedure

Emission bandwidth

1. Set RBW = approximately 1% of the emission bandwidth.

2. Set VBW ≥ 3*RBW,

3. Detector = Peak.

4. Trace mode = Max hold.

5. Measure the maximum width of the emission that is 26 dB down from the peak of the emission.

Occupied Bandwidth

1. Set Span = 1.5 times to 5.0 times the OBW

2. Set RBW = 1% to 5% of the OBW.

3. Set VBW ≥ 3*RBW, Detector = Peak.

4. Trace mode = Max hold.

5. Use the 99% power bandwidth function of the instrument.

6 dB bandwidth

1. Set RBW = 100 kHz, VBW = 300 kHz.

2. Detector = Peak.Trace mode = Max hold.

3. Allow the trace to stabilize.

4. Measure the maximum width of the emission that is constrained by the frequencies associated with the two outermost amplitude points (upper and lower frequencies) that are attenuated by 6 dB relative to the maximum level measured in the fundamental emission.

5.2.4 Test Result

Please refer to ANNEX A.2 and ANNEX A.3.

5.3 Power Spectral density (PSD)

5.3.1 Limit

FCC §15.407(a)

The maximum power spectral density should not exceed:

Frequency Band (MHz)	Limit
5150-5250	11 dBm/MHz
5250-5350	11 dBm/MHz
5470-5725	11 dBm/MHz
5725-5850	30 dBm/500kHz

RSS-247, 6.2

The maximum power spectral density should not exceed:

Frequency Band (MHz)	Limit
5150-5250	N/A
5250-5350	11 dBm/MHz
5470-5725	11 dBm/MHz
5725-5850	30 dBm/500kHz

The e.i.r.p. spectral density should not exceed:

Frequency Band (MHz)	Limit
5150-5250	10 dBm/MHz
5250-5350	N/A
5470-5725	N/A
5725-5850	N/A

5.3.2 Test Setup

The section 4.4.1 (Diagram 1) test setup description was used for this test. The photo of test setup please refer to ANNEX B.

5.3.3 Test Procedure

Set the spectrum analyzer or EMI receiver span to view the entire emission bandwidth.

1. Set RBW = 510 kHz/1 MHz, VBW ≥ 3*RBW, Sweep time = Auto, Detector = RMS.
2. Allow the sweeps to continue until the trace stabilizes.
3. Use the peak marker function to determine the maximum amplitude level.
4. The E.I.R.P spectral density used radiated test method. At a test site that has been validated using the procedures of ANSI C63.4 or the latest CISPR 16-1-4 for measurements above 1 GHz, so as to simulate a near free-space environment.

5.3.4 Test Result

Please refer to ANNEX A.4.

5.4 Conducted Emission

5.4.1 Limit

FCC §15.207, RSS-GEN, 8.8

For an intentional radiator that is designed to be connected to the public utility (AC) power line, the radio frequency voltage that is conducted back onto the AC power line on any frequency within the band 150 kHz to 30 MHz shall not exceed the limits in the following table, as measured using a 50µH/50Ω line impedance stabilization network (LISN).

Frequency range (MHz)	Conducted Limit (dBµV)	
	Quai-peak	Average
0.15 - 0.50	66 to 56	56 to 46
0.50 - 5	56	46
0.50 - 30	60	50

5.4.2 Test Setup

The section 4.4.2 (Diagram 2) test setup description was used for this test. The photo of test setup please refer to ANNEX B.

5.4.3 Test Procedure

The maximum conducted interference is searched using Peak (PK), if the emission levels more than the AV and QP limits, and that have narrow margins from the AV and QP limits will be re-measured with AV and QP detectors. Tests for both L phase and N phase lines of the power mains connected to the EUT are performed. Refer to recorded points and plots below.

5.4.4 Test Result

Please refer to ANNEX A.5.

5.5 Radiated Spurious Emissions and Band Edge (Restricted-band)

5.5.1 Limit

FCC §15.209 & 15.407(b), RSS-247, 6.2

Frequency (MHz)	Field Strength (μV/m)	Measurement Distance (m)
0.009 - 0.490	2400/F(kHz)	300
0.490 - 1.705	24000/F(kHz)	30
1.705 - 30.0	30	30
30 - 88	100	3
88 - 216	150	3
216 - 960	200	3
Above 960	500	3

Note [1]: The Limit for radiated test was performed according to FCC Part 15C
Note [2]: The tighter limit applies at the band edge.

Un-restricted band emissions	
Out Operating Band (MHz）	Limit
5150 - 5250	e.i.r.p. -27 dBm (68.2 dBuV/m@3m)
5250 - 5350	e.i.r.p. -27 dBm (68.2 dBuV/m@3m)
5470 - 5725	e.i.r.p. -27 dBm (68.2 dBuV/m@3m)
5725 - 5850	All emissions shall be limited to a level of -27 dBm/MHz at 75 MHz or more above or below the band edge increasing linearly to 10 dBm/MHz at 25 MHz above or below the band edge, and from 25 MHz above or below the band edge increasing linearly to a level of 15.6 dBm/MHz at 5 MHz above or below the band edge, and from 5 MHz above or below the band edge increasing linearly to a level of 27 dBm/MHz at the band edge. 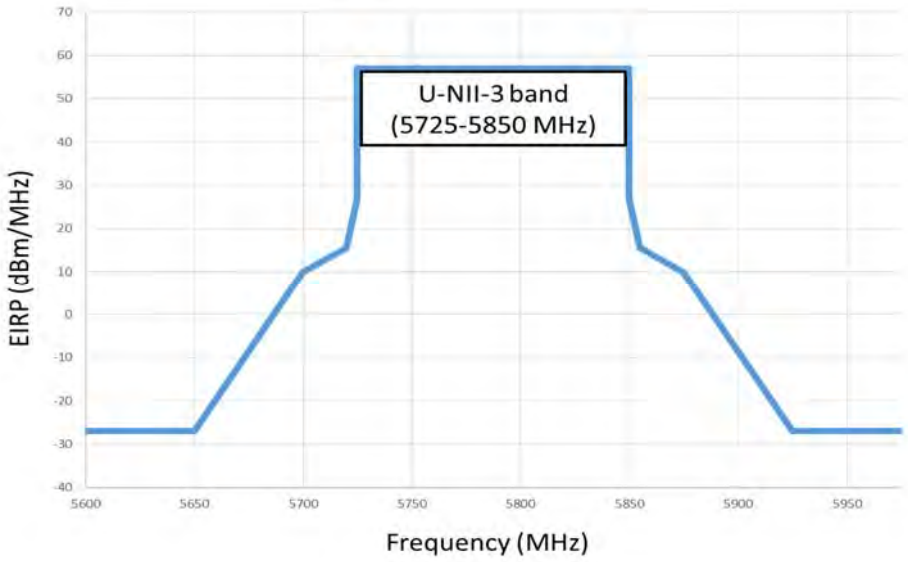

Note: The following formula is used to convert the equipment isotropic radiated power (eirp) to field strength.

5.5.2 Test Setup

The section 4.4.3-4.4.5 (Diagram 3 - Diagram 5) test setup description was used for this test. The photo of test

setup please refer to ANNEX B.

5.5.3 Test Procedure

Since the emission limits are specified in terms of radiated field strength levels, measurements performed to demonstrate compliance have traditionally relied on a radiated test configuration. Radiated measurements remain the principal method for demonstrating compliance to the specified limits; however antenna-port conducted measurements are also now acceptable to demonstrate compliance (see below for details). When radiated measurements are utilized, test site requirements and procedures for maximizing and measuring radiated emissions that are described in ANSI C63.10 shall be followed.

Antenna-port conducted measurements may also be used as an alternative to radiated measurements for demonstrating compliance in the restricted frequency bands. If conducted measurements are performed, then proper impedance matching must be ensured and an additional radiated test for cabinet/case spurious emissions is required.

General Procedure for conducted measurements in restricted bands

a) Measure the conducted output power (in dBm) using the detector specified (see guidance regarding measurement procedures for determining quasi-peak, peak, and average conducted output power, respectively).

b) Add the maximum transmit antenna gain (in dBi) to the measured output power level to determine the EIRP level (see guidance on determining the applicable antenna gain)

c) Add the appropriate maximum ground reflection factor to the EIRP level (6 dB for frequencies ≤ 30 MHz, 4.7 dB for frequencies between 30 MHz and 1000 MHz, inclusive and 0 dB for frequencies > 1000 MHz).

d) For devices with multiple antenna-ports, measure the power of each individual chain and sum the EIRP of all chains in linear terms (e.g., Watts, mW).

e) Convert the resultant EIRP level to an equivalent electric field strength using the following relationship:

$E = EIRP – 20\log D + 104.8$

where:

E = electric field strength in dBμV/m,

EIRP = equivalent isotropic radiated power in dBm

D = specified measurement distance in meters.

f) Compare the resultant electric field strength level to the applicable limit.

g) Perform radiated spurious emission test.

Quasi-Peak measurement procedure

The specifications for measurements using the CISPR quasi-peak detector can be found in Publication 16 of the International Special Committee on Radio Frequency Interference (CISPR) of the International Electrotechnical Commission.

As an alternative to CISPR quasi-peak measurement, compliance can be demonstrated to the applicable emission limits using a peak detector.

Peak power measurement procedure

Peak emission levels are measured by setting the instrument as follows:

a) RBW = as specified in Table 1.

b) VBW ≥ 3 x RBW.

c) Detector = Peak.

d) Sweep time = auto.

e) Trace mode = max hold.

f) Allow sweeps to continue until the trace stabilizes. (Note that the required measurement time may be longer for low duty cycle applications).

Table 1—RBW as a function of frequency

Frequency	RBW
9-150 kHz	200-300 Hz
0.15-30 MHz	9-10 kHz
30-1000 MHz	100-120 kHz
> 1000 MHz	1 MHz

If the peak-detected amplitude can be shown to comply with the average limit, then it is not necessary to perform a separate average measurement.

Trace averaging across on and off times of the EUT transmissions followed by duty cycle correction

If continuous transmission of the EUT (i.e., duty cycle ≥ 98 percent) cannot be achieved and the duty cycle is constant (i.e., duty cycle variations are less than ± 2 percent), then the following procedure shall be used:

a) The EUT shall be configured to operate at the maximum achievable duty cycle.

b) Measure the duty cycle, x, of the transmitter output signal as described in section 6.0.

c) RBW = 1 MHz (unless otherwise specified).

d) VBW ≥ 3 x RBW.

e) Detector = RMS, if span/(# of points in sweep) ≤ (RBW/2). Satisfying this condition may require increasing the number of points in the sweep or reducing the span. If this condition cannot be satisfied, then the detector mode shall be set to peak.

f) Averaging type = power (i.e., RMS).

1) As an alternative, the detector and averaging type may be set for linear voltage averaging.

2) Some instruments require linear display mode in order to use linear voltage averaging. Log or dB averaging shall not be used.

g) Sweep time = auto.

h) Perform a trace average of at least 100 traces.

i) A correction factor shall be added to the measurement results prior to comparing to the emission limit in order to compute the emission level that would have been measured had the test been performed at 100 percent duty cycle. The correction factor is computed as follows:

1) If power averaging (RMS) mode was used in step f), then the applicable correction factor is 10 log(1/x), where x is the duty cycle.

2) If linear voltage averaging mode was used in step f), then the applicable correction factor is 20 log(1/x), where

x is the duty cycle.

3) If a specific emission is demonstrated to be continuous (≥ 98 percent duty cycle) rather than turning on and off with the transmit cycle, then no duty cycle correction is required for that emission.

NOTE: Reduction of the measured emission amplitude levels to account for operational duty factor is not permitted. Compliance is based on emission levels occurring during transmission - not on an average across on and off times of the transmitter.

Determining the applicable transmit antenna gain

A conducted power measurement will determine the maximum output power associated with a restricted band emission; however, in order to determine the associated EIRP level, the gain of the transmitting antenna (in dBi) must be added to the measured output power (in dBm).

Since the out-of-band characteristics of the EUT transmit antenna will often be unknown, the use of a conservative antenna gain value is necessary. Thus, when determining the EIRP based on the measured conducted power, the upper bound on antenna gain for a device with a single RF output shall be selected as the maximum in-band gain of the antenna across all operating bands, or 2 dBi, whichever is greater. However, for devices that operate in multiple frequency bands while using the same transmit antenna, the highest gain of the antenna within the operating band nearest in frequency to the restricted band emission being measured may be used in lieu of the overall highest gain when the emission is at a frequency that is within 20 percent of the nearest band edge frequency, but in no case shall a value less than 2 dBi be used.

See KDB 662911 for guidance on calculating the additional array gain term when determining the effective antenna gain for a EUT with multiple outputs occupying the same or overlapping frequency ranges in the same band.

Radiated spurious emission test

An additional consideration when performing conducted measurements of restricted band emissions is that unwanted emissions radiating from the EUT cabinet, control circuits, power leads, or intermediate circuit elements will likely go undetected in a conducted measurement configuration. To address this concern, a radiated test shall be performed to ensure that emissions emanating from the EUT cabinet (rather than the antenna port) also comply with the applicable limits.

For these cabinet radiated spurious emission measurements the EUT transmit antenna may be replaced with a termination matching the nominal impedance of the antenna. Procedures for performing radiated measurements are specified in ANSI C63.10. All detected emissions shall comply with the applicable limits.

The measurement frequency range is from 30 MHz to the 10th harmonic of the fundamental frequency. The Turn Table is actuated to turn from 0° to 360°, and both horizontal and vertical polarizations of the Test Antenna are used to find the maximum radiated power. Mid channels on all channel bandwidth verified. Only the worst RB size/offset presented.

The power of the EUT transmitting frequency should be ignored.

All Spurious Emission tests were performed in X, Y, Z axis direction. And only the worst axis test condition was recorded in this test report.

Use the following spectrum analyzer settings:

Span = wide enough to fully capture the emission being measured
RBW = 1 MHz for f ≥ 1 GHz, 100 kHz for f < 1 GHz
VBW ≥ RBW
Sweep = auto

Detector function = peak
Trace = max hold

5.5.4 Test Result

Please refer to ANNEX A.6.

ANNEX A TEST RESULT

A.1 RF Output Power

Note [1]: For FCC standard, if transmitting antennas of directional gain greater than 6 dBi are used, all band maximum conducted output power shall be reduced by the amount in dB that the directional gain of the antenna exceeds 6 dBi.

Test Data

Conducted Power

Band I (5150 - 5250 MHz)					
Mode	Channel	Conducted Power (dBm)	Conducted Power (mW)	FCC Limit (mW)	Verdict
11a	CH36	16.25	42.17	250	Pass
11a	CH44	16.60	45.71	250	Pass
11a	CH48	16.51	44.77	250	Pass
11n (HT20)	CH36	15.49	35.40	250	Pass
11n (HT20)	CH44	16.47	44.36	250	Pass
11n (HT20)	CH48	16.52	44.87	250	Pass
11n (HT40)	CH38	13.31	21.43	250	Pass
11n (HT40)	CH46	15.36	34.36	250	Pass
11ac (VHT20)	CH36	14.72	29.65	250	Pass
11ac (VHT20)	CH44	14.33	27.10	250	Pass
11ac (HVT20)	CH48	14.32	27.04	250	Pass
11ac (VHT40)	CH38	12.03	15.96	250	Pass
11ac (VHT40)	CH46	11.72	14.86	250	Pass
11ac (VHT80)	CH42	10.79	11.99	250	Pass

Band II (5250 - 5350 MHz)					
Mode	Channel	Conducted Power (dBm)	Conducted Power (mW)	FCC Limit (mW)	Verdict
11a	CH52	16.64	46.13	249	Pass
11a	CH60	17.12	51.52	248	Pass
11a	CH64	15.55	35.89	250	Pass
11n (HT20)	CH52	16.90	48.98	250	Pass
11n (HT20)	CH60	16.88	48.75	250	Pass
11n (HT20)	CH64	14.95	31.26	250	Pass
11n (HT40)	CH54	15.92	39.08	250	Pass
11n (HT40)	CH62	13.42	21.98	250	Pass
11ac (VHT20)	CH52	14.86	30.62	250	Pass
11ac (VHT20)	CH60	14.89	30.83	250	Pass
11ac (HVT20)	CH64	14.85	30.55	250	Pass
11ac (VHT40)	CH54	12.18	16.52	250	Pass
11ac (VHT40)	CH62	12.14	16.37	250	Pass
11ac (VHT80)	CH58	10.80	12.02	250	Pass

Band III (5470 - 5725 MHz)					
Mode	Channel	Conducted Power (dBm)	Conducted Power (mW)	FCC Limit (mW)	Verdict
11a	CH100	15.35	34.28	250	Pass
11a	CH116	16.28	42.46	250	Pass
11a	CH140	14.06	25.47	250	Pass
11n (HT20)	CH100	14.68	29.38	250	Pass
11n (HT20)	CH116	16.58	45.50	250	Pass
11n (HT20)	CH140	13.92	24.66	250	Pass
11n (HT40)	CH102	13.13	20.56	250	Pass
11n (HT40)	CH118	15.48	35.32	250	Pass
11n (HT40)	CH134	15.23	33.34	250	Pass
11ac (VHT20)	CH100	14.54	28.44	250	Pass
11ac (VHT20)	CH116	14.34	27.16	250	Pass
11ac (VHT20)	CH140	13.22	20.99	250	Pass
11ac (VHT40)	CH102	11.78	15.07	250	Pass
11ac (VHT40)	CH118	11.72	14.86	250	Pass
11ac (VHT40)	CH134	11.50	14.13	250	Pass
11ac (VHT80)	CH106	10.42	11.02	250	Pass
11ac (VHT80)	CH122	10.35	10.84	250	Pass

Band IV (5725 - 5850 MHz)					
Mode	Channel	Conducted Power (dBm)	Conducted Power (mW)	FCC Limit (mW)	Verdict
11a	CH149	16.65	46.24	1000	Pass
11a	CH157	16.45	44.16	1000	Pass
11a	CH165	14.88	30.76	1000	Pass
11n (HT20)	CH149	16.31	42.76	1000	Pass
11n (HT20)	CH157	16.30	42.66	1000	Pass
11n (HT20)	CH165	14.18	26.18	1000	Pass
11n (HT40)	CH151	15.27	33.65	1000	Pass
11n (HT40)	CH159	15.17	32.89	1000	Pass
11ac (VHT20)	CH149	14.13	25.88	1000	Pass
11ac (VHT20)	CH157	14.11	25.76	1000	Pass
11ac (VHT20)	CH165	12.62	18.28	1000	Pass
11ac (VHT40)	CH151	11.48	14.06	1000	Pass
11ac (VHT40)	CH159	11.43	13.90	1000	Pass
11ac (VHT80)	CH155	10.13	10.30	1000	Pass

A.2 Emission Bandwidth & 99% Bandwidth

Note: Test plots please refer to the document “Annex No.: BL-SZ19C0360-604 Data Part 1.pdf”.

Test Data

Band I (5150 - 5250 MHz)			
Mode	Channel	26 dB Bandwidth (MHz)	99% Bandwidth (MHz)
11a	CH36	19.72	16.50
11a	CH44	20.00	16.56
11a	CH48	19.88	16.56
11n (HT20)	CH36	20.36	17.66
11n (HT20)	CH44	20.24	17.66
11n (HT20)	CH48	20.16	17.66
11n (HT40)	CH38	40.90	36.35
11n (HT40)	CH46	40.90	36.12
11ac (VHT20)	CH36	20.20	17.54
11ac (VHT20)	CH44	20.16	17.60
11ac (HVT20)	CH48	20.20	17.54
11ac (VHT40)	CH38	40.80	36.12
11ac (VHT40)	CH46	40.80	36.12
11ac (VHT80)	CH42	81.20	75.48

Band II (5250 - 5350 MHz)			
Mode	Channel	26 dB Bandwidth (MHz)	99% Bandwidth (MHz)
11a	CH52	19.80	16.56
11a	CH60	19.72	16.50
11a	CH64	19.84	16.50
11n (HT20)	CH52	20.24	17.60
11n (HT20)	CH60	20.12	17.66
11n (HT20)	CH64	20.16	17.66
11n (HT40)	CH54	40.90	36.35
11n (HT40)	CH62	40.50	36.12
11ac (VHT20)	CH52	20.24	17.60
11ac (VHT20)	CH60	20.12	17.54
11ac (VHT20)	CH64	20.16	17.60
11ac (VHT40)	CH54	40.90	36.24
11ac (VHT40)	CH62	40.60	36.12
11ac (VHT80)	CH58	81.00	75.25

Band III (5470 - 5725 MHz)			
Mode	Channel	26 dB Bandwidth (MHz)	99% Bandwidth (MHz)
11a	CH100	20.00	16.50
11a	CH116	19.96	16.44
11a	CH140	19.88	16.50
11n (HT20)	CH100	20.16	17.60
11n (HT20)	CH116	20.28	17.60
11n (HT20)	CH140	20.32	17.60
11n (HT40)	CH102	38.90	36.35
11n (HT40)	CH118	40.90	36.35
11n (HT40)	CH134	41.10	36.35
11ac (VHT20)	CH100	20.20	17.54
11ac (VHT20)	CH116	20.16	17.60
11ac (VHT20)	CH140	20.16	17.54
11ac (VHT40)	CH102	40.80	36.24
11ac (VHT40)	CH118	41.00	36.24
11ac (VHT40)	CH134	41.00	36.35
11ac (VHT80)	CH106	81.00	75.48
11ac (VHT80)	CH122	81.40	75.48

Band IV (5725 - 5850 MHz)			
Mode	Channel	26 dB Bandwidth (MHz)	99% Bandwidth (MHz)
11a	CH149	19.80	16.50
11a	CH157	19.96	16.50
11a	CH165	19.88	16.56
11n (HT20)	CH149	20.16	17.71
11n (HT20)	CH157	20.28	17.66
11n (HT20)	CH165	20.32	17.66
11n (HT40)	CH151	41.10	36.47
11n (HT40)	CH159	40.60	36.12
11ac (VHT20)	CH149	20.12	17.60
11ac (VHT20)	CH157	20.16	17.54
11ac (VHT20)	CH165	20.24	17.60
11ac (VHT40)	CH151	41.10	36.35
11ac (VHT40)	CH159	40.60	36.12
11ac (VHT80)	CH155	81.60	75.72

A.3 6 dB Bandwidth

Note: Test plots please refer to the document “Annex No.: BL-SZ19C0360-604 Data Part 2.pdf”.

Test Data

Band IV (5725 - 5850 MHz)				
Mode	Channel	6 dB Bandwidth (MHz)	Limit (kHz)	Verdict
11a	CH149	16.42	500.00	Pass
11a	CH157	16.12	500.00	Pass
11a	CH165	16.42	500.00	Pass
11n (HT20)	CH149	17.37	500.00	Pass
11n (HT20)	CH157	17.27	500.00	Pass
11n (HT20)	CH165	17.72	500.00	Pass
11n (HT40)	CH151	34.52	500.00	Pass
11n (HT40)	CH159	35.22	500.00	Pass
11ac (VHT20)	CH149	17.62	500.00	Pass
11ac (VHT20)	CH157	16.37	500.00	Pass
11ac (VHT20)	CH165	17.62	500.00	Pass
11ac (VHT40)	CH151	36.27	500.00	Pass
11ac (VHT40)	CH159	29.02	500.00	Pass
11ac (VHT80)	CH155	75.22	500.00	Pass

A.4 Power Spectral Density

Note: Test plots please refer to the document “Annex No.: BL-SZ19C0360-604 Data Part 3.pdf”.

Test Data

Note [1]: The RBW used in Band IV is 1 MHz, and the PSD factor is: 10*log (500 kHz/RBW) =-3 dBm.

Band I (5150 - 5250 MHz)				
Mode	Channel	PSD (dBm/MHz)	Limit (dBm/MHz)	Verdict
11a	CH36	6.22	11.00	Pass
11a	CH44	5.92	11.00	Pass
11a	CH48	5.89	11.00	Pass
11n (HT20)	CH36	6.34	11.00	Pass
11n (HT20)	CH44	5.37	11.00	Pass
11n (HT20)	CH48	5.17	11.00	Pass
11n (HT40)	CH38	0.63	11.00	Pass
11n (HT40)	CH46	0.25	11.00	Pass
11ac (VHT20)	CH36	3.52	11.00	Pass
11ac (VHT20)	CH44	3.33	11.00	Pass
11ac (VHT20)	CH48	3.20	11.00	Pass
11ac (VHT40)	CH38	-2.64	11.00	Pass
11ac (VHT40)	CH46	-3.05	11.00	Pass
11ac (VHT80)	CH42	-8.44	11.00	Pass

Band II (5250 - 5350 MHz)				
Mode	Channel	PSD (dBm/MHz)	Limit (dBm/MHz)	Verdict
11a	CH52	5.65	11.00	Pass
11a	CH60	5.60	11.00	Pass
11a	CH64	5.39	11.00	Pass
11n (HT20)	CH52	5.26	11.00	Pass
11n (HT20)	CH60	5.39	11.00	Pass
11n (HT20)	CH64	4.73	11.00	Pass
11n (HT40)	CH54	-0.09	11.00	Pass
11n (HT40)	CH62	0.35	11.00	Pass
11ac (VHT20)	CH52	3.19	11.00	Pass
11ac (VHT20)	CH60	3.01	11.00	Pass
11ac (VHT20)	CH64	2.73	11.00	Pass
11ac (VHT40)	CH54	-3.84	11.00	Pass
11ac (VHT40)	CH62	-3.57	11.00	Pass
11ac (VHT80)	CH58	-7.82	11.00	Pass

Band III (5470 - 5725 MHz)				
Mode	Channel	PSD (dBm/MHz)	Limit (dBm/MHz)	Verdict
11a	CH100	5.00	11.00	Pass
11a	CH116	4.98	11.00	Pass
11a	CH140	4.65	11.00	Pass
11n (HT20)	CH100	5.14	11.00	Pass
11n (HT20)	CH116	4.52	11.00	Pass
11n (HT20)	CH140	4.45	11.00	Pass
11n (HT40)	CH102	-0.22	11.00	Pass
11n (HT40)	CH118	-0.48	11.00	Pass
11n (HT40)	CH134	-1.56	11.00	Pass
11ac (VHT20)	CH100	3.44	11.00	Pass
11ac (VHT20)	CH116	3.36	11.00	Pass
11ac (VHT20)	CH140	2.22	11.00	Pass
11ac (VHT40)	CH102	-2.43	11.00	Pass
11ac (VHT40)	CH118	-3.39	11.00	Pass
11ac (VHT40)	CH134	-5.06	11.00	Pass
11ac (VHT80)	CH106	-8.61	11.00	Pass
11ac (VHT80)	CH122	-9.34	11.00	Pass

Band IV (5725 - 5850 MHz)				
Mode	Channel	PSD (dBm/500kHz)	Limit (dBm/500kHz)	Verdict
11a	CH149	1.66	30.00	Pass
11a	CH157	1.85	30.00	Pass
11a	CH165	2.36	30.00	Pass
11n (HT20)	CH149	1.94	30.00	Pass
11n (HT20)	CH157	2.04	30.00	Pass
11n (HT20)	CH165	2.52	30.00	Pass
11n (HT40)	CH151	-3.59	30.00	Pass
11n (HT40)	CH159	-1.90	30.00	Pass
11ac (VHT20)	CH149	-0.80	30.00	Pass
11ac (VHT20)	CH157	-0.08	30.00	Pass
11ac (HVT20)	CH165	-0.58	30.00	Pass
11ac (VHT40)	CH151	-7.37	30.00	Pass
11ac (VHT40)	CH159	-6.04	30.00	Pass
11ac (VHT80)	CH155	-12.10	30.00	Pass

A.5 Conducted Emissions

Note [1]: The EUT is working in the Normal link mode.

Note [2]: Devices subject to Part 15 must be tested for all available U.S. voltages and frequencies (such as a nominal 120 VAC, 60 Hz and 240 VAC, 50 Hz) for which the device is capable of operation. So, The configuration 120 VAC, 60 Hz and 240 VAC, 50 Hz were tested respectively, but only the worst configuration (120 VAC, 60 Hz) shown here.

Test Data and Plots

PHASE L

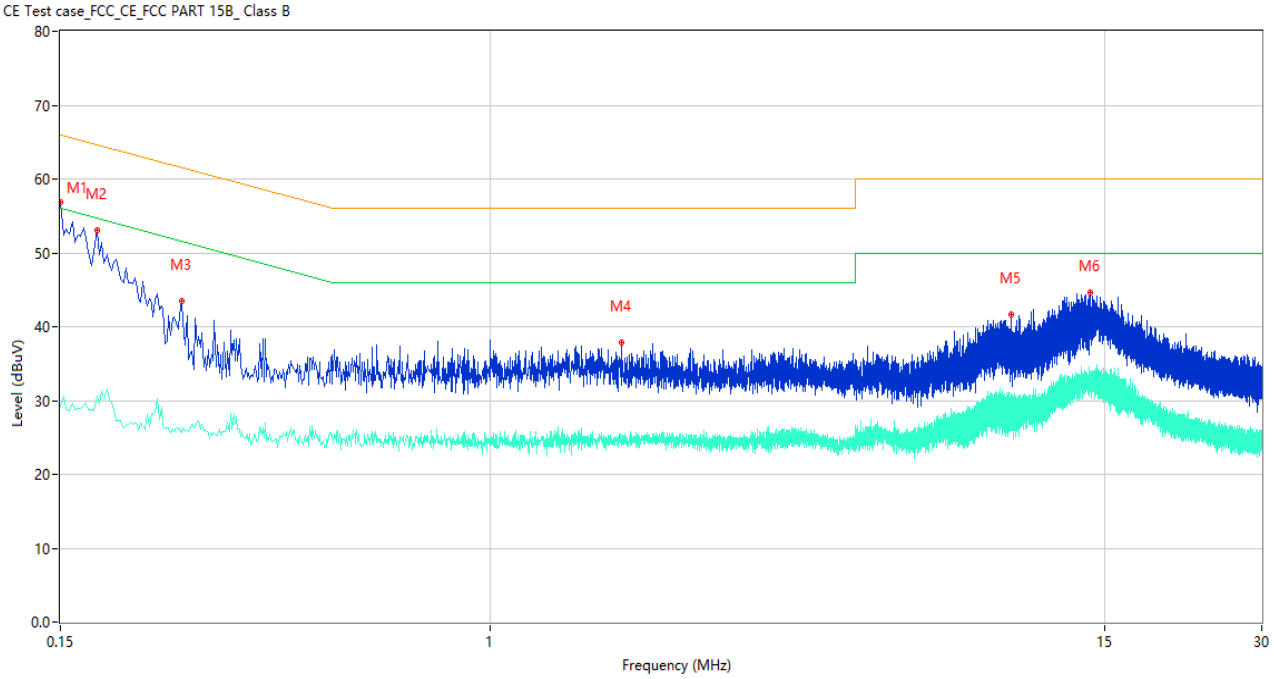

No.	Frequency (MHz)	Results (dBuV)	Factor (dB)	Limit (dBuV)	Over Limit (dB)	Detector	Line	Verdict
1	0.150	56.93	10.41	66.00	-9.07	Peak	L	Pass
1**	0.150	29.34	10.41	56.00	-26.66	AV	L	Pass
2	0.176	53.07	10.39	64.67	-11.60	Peak	L	Pass
2**	0.176	30.58	10.39	54.67	-24.09	AV	L	Pass
3	0.256	43.41	10.34	61.56	-18.15	Peak	L	Pass
3**	0.256	25.54	10.34	51.56	-26.02	AV	L	Pass
4	1.784	37.80	10.26	56.00	-18.20	Peak	L	Pass
4**	1.784	24.55	10.26	46.00	-21.45	AV	L	Pass
5	9.914	41.67	10.37	60.00	-18.33	Peak	L	Pass
5**	9.914	29.57	10.37	50.00	-20.43	AV	L	Pass
6	14.090	44.58	10.40	60.00	-15.42	Peak	L	Pass
6**	14.090	32.31	10.40	50.00	-17.69	AV	L	Pass

PHASE N

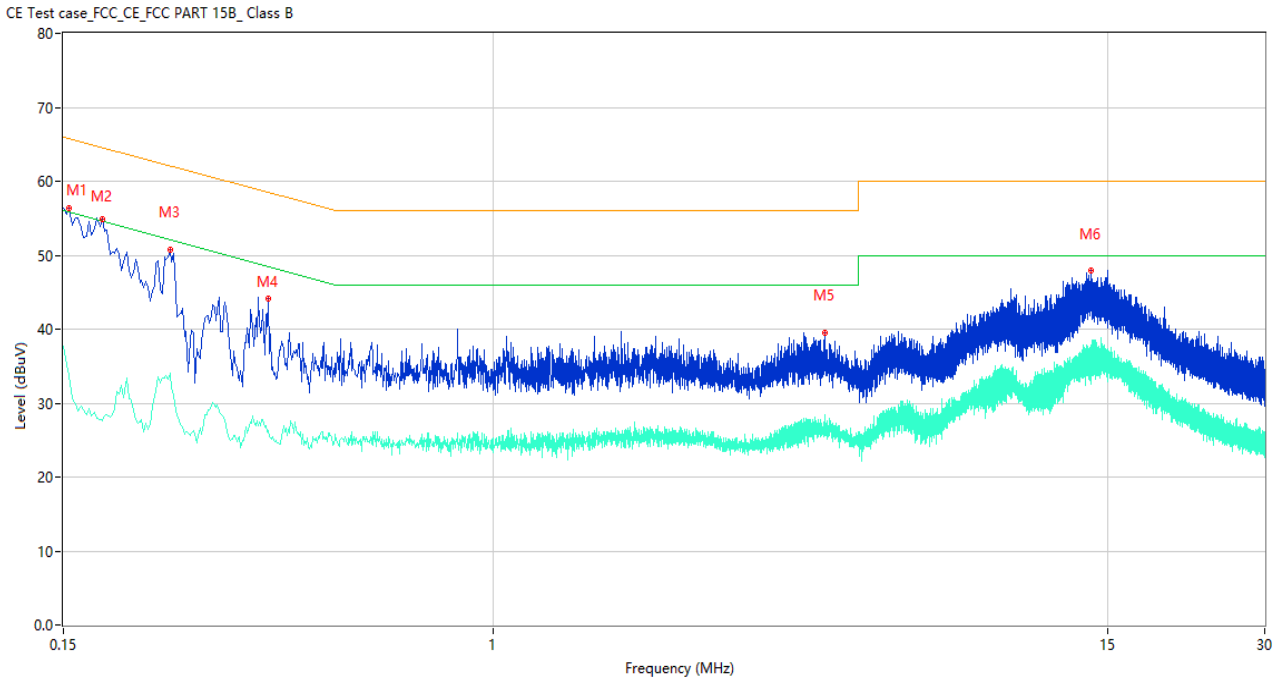

No.	Frequency (MHz)	Results (dBuV)	Factor (dB)	Limit (dBuV)	Over Limit (dB)	Detector	Line	Verdict
1	0.154	56.38	10.41	65.78	-9.40	Peak	N	Pass
1**	0.154	33.68	10.41	55.78	-22.10	AV	N	Pass
2	0.178	54.93	10.39	64.58	-9.65	Peak	N	Pass
2**	0.178	27.62	10.39	54.58	-26.96	AV	N	Pass
3	0.240	50.81	10.35	62.10	-11.29	Peak	N	Pass
3**	0.240	34.06	10.35	52.10	-18.04	AV	N	Pass
4	0.370	44.05	10.30	58.50	-14.45	Peak	N	Pass
4**	0.370	26.28	10.30	48.50	-22.22	AV	N	Pass
5	4.318	39.53	10.31	56.00	-16.47	Peak	N	Pass
5**	4.318	28.48	10.31	46.00	-17.52	AV	N	Pass
6	13.956	47.98	10.40	60.00	-12.02	Peak	N	Pass
6**	13.956	35.08	10.40	50.00	-14.92	AV	N	Pass

A.6 Radiated Spurious Emissions and Band Edge (Restricted-band)

Test Data

Note [1]: The symbol of "--" in the table which means not application.

Note [2]: For the test data above 1 GHz， According the ANSI C63.4, where limits are specified for both average and peak (or quasi-peak) detector functions, if the peak (or quasi-peak) measured value complies with the average limit, it is unnecessary to perform an average measurement.

Note [3]: The low frequency, which started from 9 kHz to 30 MHz, was pre-scanned and the result which was 20 dB lower than the limit line per 15.31(o) was not reported.

Note [4]: The EUT is working in the Normal link mode below 1 GHz.

30 MHz to 1 GHz, ANT V

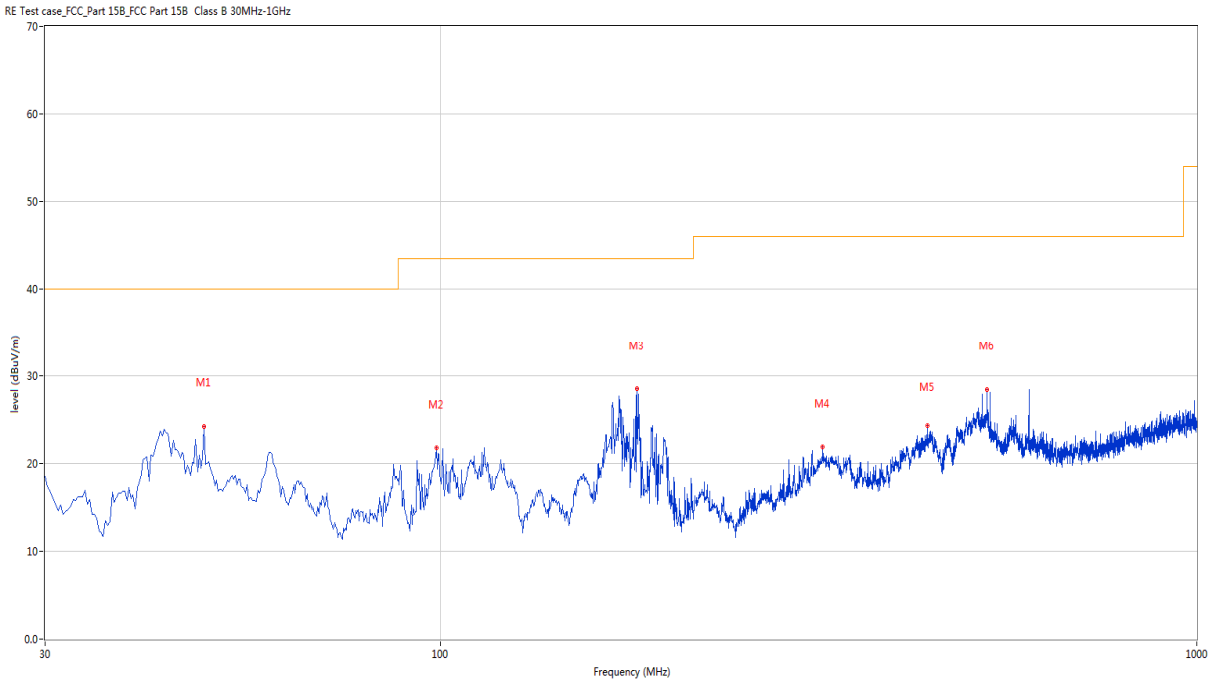

No.	Frequency (MHz)	Results (dBuV/m)	Factor (dB)	Limit (dBuV/m)	Over Limit (dB)	Detector	Table (Degree)	Height (cm)	Antenna	Verdict
1	48.672	24.16	-22.50	40.0	-15.84	Peak	333.50	200	Vertical	Pass
2	98.870	21.74	-24.86	43.5	-21.76	Peak	258.00	100	Vertical	Pass
3	182.048	28.51	-25.59	43.5	-14.99	Peak	170.70	100	Vertical	Pass
4	320.030	21.84	-21.20	46.0	-24.16	Peak	0.80	200	Vertical	Pass
5	440.068	24.33	-17.96	46.0	-21.67	Peak	360.00	200	Vertical	Pass
6	528.095	28.47	-15.95	46.0	-17.53	Peak	104.30	100	Vertical	Pass

30 MHz to 1 GHz, ANT H

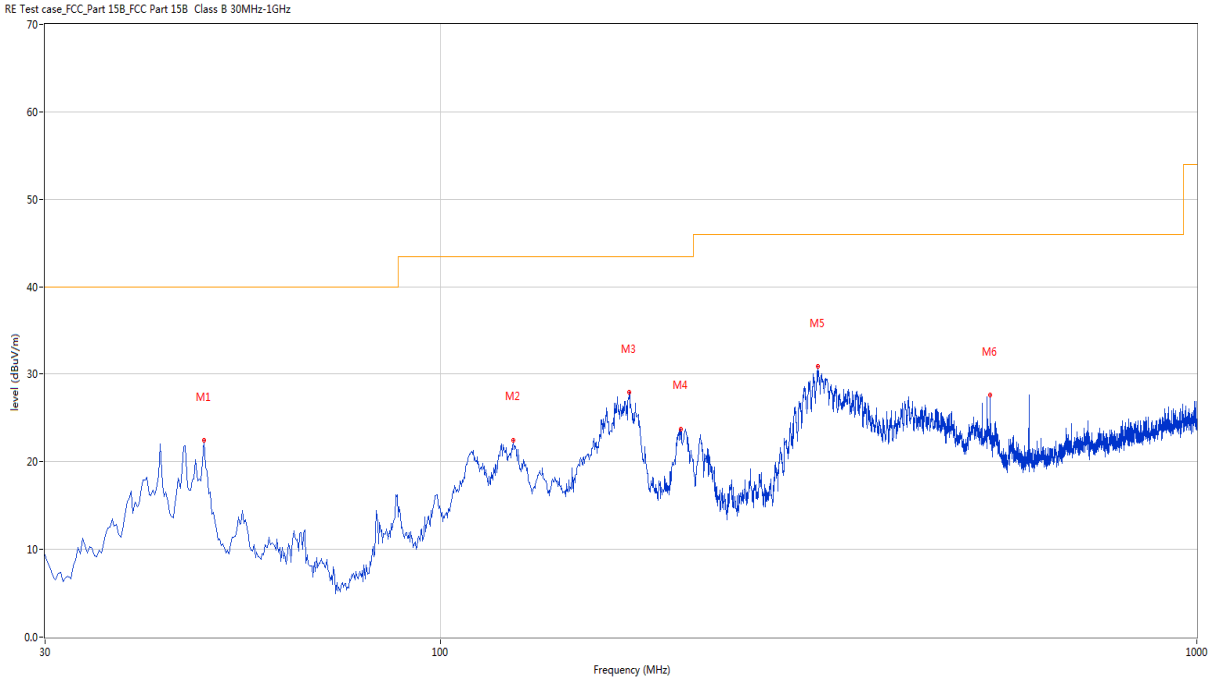

No.	Frequency (MHz)	Results (dBuV/m)	Factor (dB)	Limit (dBuV/m)	Over Limit (dB)	Detector	Table (Degree)	Height (cm)	Antenna	Verdict
1	48.672	22.42	-22.50	40.0	-17.58	Peak	270.80	100	Horizontal	Pass
2	124.817	22.43	-26.54	43.5	-21.07	Peak	226.60	200	Horizontal	Pass
3	177.682	27.89	-26.20	43.5	-15.61	Peak	229.70	100	Horizontal	Pass
4	207.752	23.70	-24.02	43.5	-19.80	Peak	68.60	100	Horizontal	Pass
5	315.180	30.87	-21.06	46.0	-15.13	Peak	175.50	100	Horizontal	Pass
6	533.187	27.61	-16.08	46.0	-18.39	Peak	108.10	200	Horizontal	Pass

Note: The spurious above 18G is noise only, do not show on the report.

11a, Band I, 1 GHz to 18 GHz, Low channel, ANT V

No.	Frequency (MHz)	Results (dBuV/m)	Factor (dB)	Limit (dBuV/m)	Over Limit (dB)	Detector	Table (Degree)	Height (cm)	Antenna	Verdict
1	1321.000	36.86	-17.47	74.0	-37.14	Peak	237.00	150	Vertical	Pass
1**	1321.000	23.87	-17.47	54.0	-30.13	AV	237.00	150	Vertical	Pass
2	2797.500	43.09	-10.54	74.0	-30.91	Peak	294.00	150	Vertical	Pass
2**	2797.500	27.30	-10.54	54.0	-26.70	AV	294.00	150	Vertical	Pass
3	4209.000	47.90	-4.80	74.0	-26.10	Peak	139.00	150	Vertical	Pass
3**	4209.000	32.53	-4.80	54.0	-21.47	AV	139.00	150	Vertical	Pass
4	5183.000	98.24	-2.52	--	-72.76	Peak	171.00	150	Vertical	N/A
4**	5183.000	91.85	-2.52	--	91.85	AV	171.00	150	Vertical	N/A
5	12371.937	53.25	1.56	74.0	-20.75	Peak	79.00	150	Vertical	Pass
5**	12371.937	36.19	1.56	54.0	-17.81	AV	79.00	150	Vertical	Pass
6	16161.188	56.64	2.24	74.0	-17.36	Peak	13.00	150	Vertical	Pass
6**	16161.188	39.93	2.24	54.0	-14.07	AV	13.00	150	Vertical	Pass

11a, Band I, 1 GHz to 18 GHz, Low channel, ANT H

No.	Frequency (MHz)	Results (dBuV/m)	Factor (dB)	Limit (dBuV/m)	Over Limit (dB)	Detector	Table (Degree)	Height (cm)	Antenna	Verdict
1	1529.500	37.67	-17.55	74.0	-36.33	Peak	0.00	150	Horizontal	Pass
1**	1529.500	24.53	-17.55	54.0	-29.47	AV	0.00	150	Horizontal	Pass
2	2848.500	43.25	-10.40	74.0	-30.75	Peak	281.00	150	Horizontal	Pass
2**	2848.500	27.59	-10.40	54.0	-26.41	AV	281.00	150	Horizontal	Pass
3	4030.000	47.08	-4.70	74.0	-26.92	Peak	154.00	150	Horizontal	Pass
3**	4030.000	31.46	-4.70	54.0	-22.54	AV	154.00	150	Horizontal	Pass
4	5183.000	106.13	-2.52	--	-103.87	Peak	210.00	150	Horizontal	N/A
4**	5183.000	99.02	-2.52	--	99.02	AV	210.00	150	Horizontal	N/A
5	12295.750	53.07	1.90	74.0	-20.93	Peak	288.00	150	Horizontal	Pass
5**	12295.750	36.85	1.90	54.0	-17.15	AV	288.00	150	Horizontal	Pass
6	15582.375	57.06	2.44	74.0	-16.94	Peak	277.00	150	Horizontal	Pass
6**	15582.375	39.89	2.44	54.0	-14.11	AV	277.00	150	Horizontal	Pass

11a, Band I, 1 GHz to 18 GHz, Middle channel, ANT V

No.	Frequency (MHz)	Results (dBuV/m)	Factor (dB)	Limit (dBuV/m)	Over Limit (dB)	Detector	Table (Degree)	Height (cm)	Antenna	Verdict
1	1339.000	37.52	-17.55	74.0	-36.48	Peak	360.00	150	Vertical	Pass
1**	1339.000	25.13	-17.55	54.0	-28.87	AV	360.00	150	Vertical	Pass
2	2737.000	43.56	-11.16	74.0	-30.44	Peak	109.00	150	Vertical	Pass
2**	2737.000	26.77	-11.16	54.0	-27.23	AV	109.00	150	Vertical	Pass
3	3824.000	47.06	-4.91	74.0	-26.94	Peak	239.00	150	Vertical	Pass
3**	3824.000	31.57	-4.91	54.0	-22.43	AV	239.00	150	Vertical	Pass
4	5219.000	95.87	-2.89	--	-212.13	Peak	308.00	150	Vertical	N/A
4**	5219.000	89.25	-2.89	--	89.25	AV	308.00	150	Vertical	N/A
5	11676.188	52.25	0.61	74.0	-21.75	Peak	283.00	150	Vertical	Pass
5**	11676.188	35.86	0.61	54.0	-18.14	AV	283.00	150	Vertical	Pass
6	15784.500	56.77	2.31	74.0	-17.23	Peak	135.00	150	Vertical	Pass
6**	15784.500	39.89	2.31	54.0	-14.11	AV	135.00	150	Vertical	Pass

11a, Band I, 1 GHz to 18 GHz, Middle channel, ANT H

No.	Frequency (MHz)	Results (dBuV/m)	Factor (dB)	Limit (dBuV/m)	Over Limit (dB)	Detector	Table (Degree)	Height (cm)	Antenna	Verdict
1	1512.000	37.17	-17.70	74.0	-36.83	Peak	91.00	150	Horizontal	Pass
1**	1512.000	24.03	-17.70	54.0	-29.97	AV	91.00	150	Horizontal	Pass
2	2865.000	43.57	-10.29	74.0	-30.43	Peak	213.00	150	Horizontal	Pass
2**	2865.000	27.96	-10.29	54.0	-26.04	AV	213.00	150	Horizontal	Pass
3	4052.000	47.77	-4.77	74.0	-26.23	Peak	78.00	150	Horizontal	Pass
3**	4052.000	32.01	-4.77	54.0	-21.99	AV	78.00	150	Horizontal	Pass
4	5220.000	105.50	-2.93	--	-101.50	Peak	207.00	150	Horizontal	N/A
4**	5220.000	99.11	-2.93	--	99.11	AV	207.00	150	Horizontal	N/A
5	10835.250	52.28	0.99	74.0	-21.72	Peak	360.00	150	Horizontal	Pass
5**	10835.250	34.91	0.99	54.0	-19.09	AV	360.00	150	Horizontal	Pass
6	15806.812	56.71	2.86	74.0	-17.29	Peak	318.00	150	Horizontal	Pass
6**	15806.812	40.08	2.86	54.0	-13.92	AV	318.00	150	Horizontal	Pass

11a, Band I, 1 GHz to 18 GHz, High channel, ANT V

No.	Frequency (MHz)	Results (dBuV/m)	Factor (dB)	Limit (dBuV/m)	Over Limit (dB)	Detector	Table (Degree)	Height (cm)	Antenna	Verdict
1	1361.000	37.54	-17.45	74.0	-36.46	Peak	335.00	150	Vertical	Pass
1**	1361.000	24.12	-17.45	54.0	-29.88	AV	335.00	150	Vertical	Pass
2	2810.000	44.14	-10.34	74.0	-29.86	Peak	139.00	150	Vertical	Pass
2**	2810.000	27.28	-10.34	54.0	-26.72	AV	139.00	150	Vertical	Pass
3	4236.000	47.79	-4.58	74.0	-26.21	Peak	333.00	150	Vertical	Pass
3**	4236.000	31.60	-4.58	54.0	-22.40	AV	333.00	150	Vertical	Pass
4	5242.000	97.34	-2.50	--	-82.66	Peak	180.00	150	Vertical	N/A
4**	5242.000	91.44	-2.50	--	91.44	AV	180.00	150	Vertical	N/A
5	11042.250	51.80	0.01	74.0	-22.20	Peak	360.00	150	Vertical	Pass
5**	11042.250	35.33	0.01	54.0	-18.67	AV	360.00	150	Vertical	Pass
6	15805.500	55.99	2.92	74.0	-18.01	Peak	3.00	150	Vertical	Pass
6**	15805.500	40.56	2.92	54.0	-13.44	AV	3.00	150	Vertical	Pass

11a, Band I, 1 GHz to 18 GHz, High channel, ANT H

No.	Frequency (MHz)	Results (dBuV/m)	Factor (dB)	Limit (dBuV/m)	Over Limit (dB)	Detector	Table (Degree)	Height (cm)	Antenna	Verdict
1	1310.500	38.48	-17.27	74.0	-35.52	Peak	360.00	150	Horizontal	Pass
1**	1310.500	24.09	-17.27	54.0	-29.91	AV	360.00	150	Horizontal	Pass
2	2850.500	44.35	-10.28	74.0	-29.65	Peak	0.00	150	Horizontal	Pass
2**	2850.500	28.06	-10.28	54.0	-25.94	AV	0.00	150	Horizontal	Pass
3	4268.000	48.31	-4.21	74.0	-25.69	Peak	48.00	150	Horizontal	Pass
3**	4268.000	31.77	-4.21	54.0	-22.23	AV	48.00	150	Horizontal	Pass
4	5241.000	106.30	-2.52	--	-111.70	Peak	218.00	150	Horizontal	N/A
4**	5241.000	98.65	-2.52	--	98.65	AV	218.00	150	Horizontal	N/A
5	11464.875	52.10	0.16	74.0	-21.90	Peak	61.00	150	Horizontal	Pass
5**	11464.875	34.74	0.16	54.0	-19.26	AV	61.00	150	Horizontal	Pass
6	15804.188	56.62	2.97	74.0	-17.38	Peak	86.00	150	Horizontal	Pass
6**	15804.188	40.23	2.97	54.0	-13.77	AV	86.00	150	Horizontal	Pass

11n20, Band I, 1 GHz to 18 GHz, Low channel, ANT V

No.	Frequency (MHz)	Results (dBuV/m)	Factor (dB)	Limit (dBuV/m)	Over Limit (dB)	Detector	Table (Degree)	Height (cm)	Antenna	Verdict
1	1381.000	37.98	-17.54	74.0	-36.02	Peak	112.00	150	Vertical	Pass
1**	1381.000	23.68	-17.54	54.0	-30.32	AV	112.00	150	Vertical	Pass
2	2750.500	43.39	-10.89	74.0	-30.61	Peak	360.00	150	Vertical	Pass
2**	2750.500	27.54	-10.89	54.0	-26.46	AV	360.00	150	Vertical	Pass
3	4100.000	47.38	-5.38	74.0	-26.62	Peak	68.00	150	Vertical	Pass
3**	4100.000	32.18	-5.38	54.0	-21.82	AV	68.00	150	Vertical	Pass
4	5178.000	98.96	-2.62	--	-74.04	Peak	173.00	150	Vertical	N/A
4**	5178.000	91.74	-2.62	--	91.74	AV	173.00	150	Vertical	N/A
5	10842.438	52.34	0.97	74.0	-21.66	Peak	208.00	150	Vertical	Pass
5**	10842.438	35.30	0.97	54.0	-18.70	AV	208.00	150	Vertical	Pass
6	15784.500	56.05	2.31	74.0	-17.95	Peak	0.00	150	Vertical	Pass
6**	15784.500	39.68	2.31	54.0	-14.32	AV	0.00	150	Vertical	Pass

11n20, Band I, 1 GHz to 18 GHz, Low channel, ANT H

No.	Frequency (MHz)	Results (dBuV/m)	Factor (dB)	Limit (dBuV/m)	Over Limit (dB)	Detector	Table (Degree)	Height (cm)	Antenna	Verdict
1	1466.000	36.82	-17.58	74.0	-37.18	Peak	164.00	150	Horizontal	Pass
1**	1466.000	25.01	-17.58	54.0	-28.99	AV	164.00	150	Horizontal	Pass
2	2772.500	43.17	-10.63	74.0	-30.83	Peak	13.00	150	Horizontal	Pass
2**	2772.500	27.46	-10.63	54.0	-26.54	AV	13.00	150	Horizontal	Pass
3	4208.000	48.32	-4.77	74.0	-25.68	Peak	95.00	150	Horizontal	Pass
3**	4208.000	32.75	-4.77	54.0	-21.25	AV	95.00	150	Horizontal	Pass
4	5180.000	106.04	-2.54	--	-116.96	Peak	223.00	150	Horizontal	N/A
4**	5180.000	99.45	-2.54	--	99.45	AV	223.00	150	Horizontal	N/A
5	12212.375	52.51	1.47	74.0	-21.49	Peak	316.00	150	Horizontal	Pass
5**	12212.375	36.44	1.47	54.0	-17.56	AV	316.00	150	Horizontal	Pass
6	15588.938	57.28	2.07	74.0	-16.72	Peak	101.00	150	Horizontal	Pass
6**	15588.938	39.64	2.07	54.0	-14.36	AV	101.00	150	Horizontal	Pass

11n20, Band I, 1 GHz to 18 GHz, Middle channel, ANT V

No.	Frequency (MHz)	Results (dBuV/m)	Factor (dB)	Limit (dBuV/m)	Over Limit (dB)	Detector	Table (Degree)	Height (cm)	Antenna	Verdict
1	1517.500	37.68	-17.72	74.0	-36.32	Peak	141.00	150	Vertical	Pass
1**	1517.500	24.28	-17.72	54.0	-29.72	AV	141.00	150	Vertical	Pass
2	2799.000	43.03	-10.53	74.0	-30.97	Peak	77.00	150	Vertical	Pass
2**	2799.000	27.66	-10.53	54.0	-26.34	AV	77.00	150	Vertical	Pass
3	4119.000	47.64	-4.91	74.0	-26.36	Peak	30.00	150	Vertical	Pass
3**	4119.000	32.80	-4.91	54.0	-21.20	AV	30.00	150	Vertical	Pass
4	5218.000	96.88	-2.95	--	-72.12	Peak	169.00	150	Vertical	N/A
4**	5218.000	90.04	-2.95	--	90.04	AV	169.00	150	Vertical	N/A
5	11939.250	52.85	1.79	74.0	-21.15	Peak	0.00	150	Vertical	Pass
5**	11939.250	35.75	1.79	54.0	-18.25	AV	0.00	150	Vertical	Pass
6	15512.813	56.19	2.34	74.0	-17.81	Peak	348.00	150	Vertical	Pass
6**	15512.813	39.69	2.34	54.0	-14.31	AV	348.00	150	Vertical	Pass

11n20, Band I, 1 GHz to 18 GHz, Middle channel, ANT H

No.	Frequency (MHz)	Results (dBuV/m)	Factor (dB)	Limit (dBuV/m)	Over Limit (dB)	Detector	Table (Degree)	Height (cm)	Antenna	Verdict
1	1372.000	36.93	-17.28	74.0	-37.07	Peak	48.00	150	Horizontal	Pass
1**	1372.000	24.65	-17.28	54.0	-29.35	AV	48.00	150	Horizontal	Pass
2	2798.500	43.18	-10.52	74.0	-30.82	Peak	0.00	150	Horizontal	Pass
2**	2798.500	27.01	-10.52	54.0	-26.99	AV	0.00	150	Horizontal	Pass
3	4038.000	47.32	-4.72	74.0	-26.68	Peak	45.00	150	Horizontal	Pass
3**	4038.000	31.16	-4.72	54.0	-22.84	AV	45.00	150	Horizontal	Pass
4	5218.000	105.73	-2.95	--	-119.27	Peak	225.00	150	Horizontal	N/A
4**	5218.000	98.51	-2.95	--	98.51	AV	225.00	150	Horizontal	N/A
5	7526.125	49.62	-2.62	74.0	-24.38	Peak	269.00	150	Horizontal	Pass
5**	7526.125	32.66	-2.62	54.0	-21.34	AV	269.00	150	Horizontal	Pass
6	11962.250	52.31	1.04	74.0	-21.69	Peak	58.00	150	Horizontal	Pass
6**	11962.250	35.49	1.04	54.0	-18.51	AV	58.00	150	Horizontal	Pass

11n20, Band I, 1 GHz to 18 GHz, High channel, ANT V

No.	Frequency (MHz)	Results (dBuV/m)	Factor (dB)	Limit (dBuV/m)	Over Limit (dB)	Detector	Table (Degree)	Height (cm)	Antenna	Verdict
1	1502.500	37.65	-17.52	74.0	-36.35	Peak	94.00	150	Vertical	Pass
1**	1502.500	24.55	-17.52	54.0	-29.45	AV	94.00	150	Vertical	Pass
2	2821.500	42.84	-10.42	74.0	-31.16	Peak	280.00	150	Vertical	Pass
2**	2821.500	26.49	-10.42	54.0	-27.51	AV	280.00	150	Vertical	Pass
3	4185.000	48.62	-4.65	74.0	-25.38	Peak	360.00	150	Vertical	Pass
3**	4185.000	31.99	-4.65	54.0	-22.01	AV	360.00	150	Vertical	Pass
4	5238.000	97.44	-2.69	--	-80.56	Peak	178.00	150	Vertical	N/A
4**	5238.000	89.89	-2.69	--	89.89	AV	178.00	150	Vertical	N/A
5	12222.437	52.31	1.68	74.0	-21.69	Peak	314.00	150	Vertical	Pass
5**	12222.437	36.58	1.68	54.0	-17.42	AV	314.00	150	Vertical	Pass
6	15424.874	56.38	1.53	74.0	-17.62	Peak	291.00	150	Vertical	Pass
6**	15424.874	39.63	1.53	54.0	-14.37	AV	291.00	150	Vertical	Pass

11n20, Band I, 1 GHz to 18 GHz, High channel, ANT H

No.	Frequency (MHz)	Results (dBuV/m)	Factor (dB)	Limit (dBuV/m)	Over Limit (dB)	Detector	Table (Degree)	Height (cm)	Antenna	Verdict
1	1391.000	36.89	-17.47	74.0	-37.11	Peak	305.00	150	Horizontal	Pass
1**	1391.000	24.66	-17.47	54.0	-29.34	AV	305.00	150	Horizontal	Pass
2	2851.500	44.08	-10.17	74.0	-29.92	Peak	118.00	150	Horizontal	Pass
2**	2851.500	27.63	-10.17	54.0	-26.37	AV	118.00	150	Horizontal	Pass
3	4186.000	48.32	-4.56	74.0	-25.68	Peak	283.00	150	Horizontal	Pass
3**	4186.000	31.61	-4.56	54.0	-22.39	AV	283.00	150	Horizontal	Pass
4	5242.000	105.96	-2.50	--	-115.04	Peak	221.00	150	Horizontal	N/A
4**	5242.000	99.22	-2.50	--	99.22	AV	221.00	150	Horizontal	N/A
5	12209.500	52.45	1.36	74.0	-21.55	Peak	360.00	150	Horizontal	Pass
5**	12209.500	35.82	1.36	54.0	-18.18	AV	360.00	150	Horizontal	Pass
6	15801.562	56.80	3.06	74.0	-17.20	Peak	144.00	150	Horizontal	Pass
6**	15801.562	40.59	3.06	54.0	-13.41	AV	144.00	150	Horizontal	Pass

11n40, Band I, 1 GHz to 18 GHz, Low channel, ANT V

No.	Frequency (MHz)	Results (dBuV/m)	Factor (dB)	Limit (dBuV/m)	Over Limit (dB)	Detector	Table (Degree)	Height (cm)	Antenna	Verdict
1	1391.500	37.44	-17.50	74.0	-36.56	Peak	360.00	150	Vertical	Pass
1**	1391.500	23.71	-17.50	54.0	-30.29	AV	360.00	150	Vertical	Pass
2	2766.500	43.25	-10.78	74.0	-30.75	Peak	222.00	150	Vertical	Pass
2**	2766.500	27.06	-10.78	54.0	-26.94	AV	222.00	150	Vertical	Pass
3	4045.000	48.04	-4.75	74.0	-25.96	Peak	213.00	150	Vertical	Pass
3**	4045.000	32.12	-4.75	54.0	-21.88	AV	213.00	150	Vertical	Pass
4	5186.000	94.50	-2.42	--	-80.50	Peak	175.00	150	Vertical	N/A
4**	5186.000	87.81	-2.42	--	87.81	AV	175.00	150	Vertical	N/A
5	11785.437	52.40	1.27	74.0	-21.60	Peak	235.00	150	Vertical	Pass
5**	11785.437	34.80	1.27	54.0	-19.20	AV	235.00	150	Vertical	Pass
6	15624.375	56.43	2.57	74.0	-17.57	Peak	333.00	150	Vertical	Pass
6**	15624.375	39.96	2.57	54.0	-14.04	AV	333.00	150	Vertical	Pass

11n40, Band I, 1 GHz to 18 GHz, Low channel, ANT H

No.	Frequency (MHz)	Results (dBuV/m)	Factor (dB)	Limit (dBuV/m)	Over Limit (dB)	Detector	Table (Degree)	Height (cm)	Antenna	Verdict
1	1390.500	37.06	-17.45	74.0	-36.94	Peak	0.00	150	Horizontal	Pass
1**	1390.500	24.70	-17.45	54.0	-29.30	AV	0.00	150	Horizontal	Pass
2	2860.000	43.48	-10.28	74.0	-30.52	Peak	276.00	150	Horizontal	Pass
2**	2860.000	27.07	-10.28	54.0	-26.93	AV	276.00	150	Horizontal	Pass
3	3835.000	47.32	-4.54	74.0	-26.68	Peak	271.00	150	Horizontal	Pass
3**	3835.000	31.24	-4.54	54.0	-22.76	AV	271.00	150	Horizontal	Pass
4	5194.000	102.51	-2.57	--	-118.49	Peak	221.00	150	Horizontal	N/A
4**	5194.000	96.44	-2.57	--	96.44	AV	221.00	150	Horizontal	N/A
5	11328.312	52.28	0.81	74.0	-21.72	Peak	136.00	150	Horizontal	Pass
5**	11328.312	35.28	0.81	54.0	-18.72	AV	136.00	150	Horizontal	Pass
6	15613.875	56.11	2.31	74.0	-17.89	Peak	133.00	150	Horizontal	Pass
6**	15613.875	39.80	2.31	54.0	-14.20	AV	133.00	150	Horizontal	Pass

11n40, Band I, 1 GHz to 18 GHz, High channel, ANT V

No.	Frequency (MHz)	Results (dBuV/m)	Factor (dB)	Limit (dBuV/m)	Over Limit (dB)	Detector	Table (Degree)	Height (cm)	Antenna	Verdict
1	1507.500	37.29	-17.58	74.0	-36.71	Peak	306.00	150	Vertical	Pass
1**	1507.500	24.69	-17.58	54.0	-29.31	AV	306.00	150	Vertical	Pass
2	2760.500	43.12	-10.75	74.0	-30.88	Peak	155.00	150	Vertical	Pass
2**	2760.500	26.65	-10.75	54.0	-27.35	AV	155.00	150	Vertical	Pass
3	4150.000	47.71	-4.54	74.0	-26.29	Peak	42.00	150	Vertical	Pass
3**	4150.000	32.06	-4.54	54.0	-21.94	AV	42.00	150	Vertical	Pass
4	5231.000	92.94	-2.79	--	-90.06	Peak	183.00	150	Vertical	N/A
4**	5231.000	81.42	-2.79	--	81.42	AV	183.00	150	Vertical	N/A
5	11926.313	52.27	1.69	74.0	-21.73	Peak	223.00	150	Vertical	Pass
5**	11926.313	35.42	1.69	54.0	-18.58	AV	223.00	150	Vertical	Pass
6	15357.938	56.32	1.49	74.0	-17.68	Peak	105.00	150	Vertical	Pass
6**	15357.938	39.89	1.49	54.0	-14.11	AV	105.00	150	Vertical	Pass

11n40, Band I, 1 GHz to 18 GHz, High channel, ANT H

No.	Frequency (MHz)	Results (dBuV/m)	Factor (dB)	Limit (dBuV/m)	Over Limit (dB)	Detector	Table (Degree)	Height (cm)	Antenna	Verdict
1	1533.500	37.05	-17.51	74.0	-36.95	Peak	78.00	150	Horizontal	Pass
1**	1533.500	24.81	-17.51	54.0	-29.19	AV	78.00	150	Horizontal	Pass
2	2849.500	43.93	-10.37	74.0	-30.07	Peak	200.00	150	Horizontal	Pass
2**	2849.500	27.48	-10.37	54.0	-26.52	AV	200.00	150	Horizontal	Pass
3	3799.000	47.02	-5.67	74.0	-26.98	Peak	250.00	150	Horizontal	Pass
3**	3799.000	31.31	-5.67	54.0	-22.69	AV	250.00	150	Horizontal	Pass
4	5229.000	101.50	-2.85	--	-115.50	Peak	217.00	150	Horizontal	N/A
4**	5229.000	94.90	-2.85	--	94.90	AV	217.00	150	Horizontal	N/A
5	11897.562	52.43	2.22	74.0	-21.57	Peak	163.00	150	Horizontal	Pass
5**	11897.562	36.34	2.22	54.0	-17.66	AV	163.00	150	Horizontal	Pass
6	15795.000	55.93	2.87	74.0	-18.07	Peak	321.00	150	Horizontal	Pass
6**	15795.000	39.91	2.87	54.0	-14.09	AV	321.00	150	Horizontal	Pass

11ac20, Band I, 1 GHz to 18 GHz, Low channel, ANT V

No.	Frequency (MHz)	Results (dBuV/m)	Factor (dB)	Limit (dBuV/m)	Over Limit (dB)	Detector	Table (Degree)	Height (cm)	Antenna	Verdict
1	1520.500	37.06	-17.66	74.0	-36.94	Peak	132.00	150	Vertical	Pass
1**	1520.500	24.16	-17.66	54.0	-29.84	AV	132.00	150	Vertical	Pass
2	2810.000	43.92	-10.34	74.0	-30.08	Peak	14.00	150	Vertical	Pass
2**	2810.000	27.41	-10.34	54.0	-26.59	AV	14.00	150	Vertical	Pass
3	4214.000	48.40	-4.83	74.0	-25.60	Peak	107.00	150	Vertical	Pass
3**	4214.000	33.00	-4.83	54.0	-21.00	AV	107.00	150	Vertical	Pass
4	5184.000	96.44	-2.47	--	-71.56	Peak	168.00	150	Vertical	N/A
4**	5184.000	88.97	-2.47	--	88.97	AV	168.00	150	Vertical	N/A
5	8316.750	49.01	-1.53	74.0	-24.99	Peak	222.00	150	Vertical	Pass
5**	8316.750	32.40	-1.53	54.0	-21.60	AV	222.00	150	Vertical	Pass
6	12338.875	52.68	1.93	74.0	-21.32	Peak	284.00	150	Vertical	Pass
6**	12338.875	36.24	1.93	54.0	-17.76	AV	284.00	150	Vertical	Pass

11ac20, Band I, 1 GHz to 18 GHz, Low channel, ANT H

No.	Frequency (MHz)	Results (dBuV/m)	Factor (dB)	Limit (dBuV/m)	Over Limit (dB)	Detector	Table (Degree)	Height (cm)	Antenna	Verdict
1	1357.500	36.69	-17.46	74.0	-37.31	Peak	84.00	150	Horizontal	Pass
1**	1357.500	24.86	-17.46	54.0	-29.14	AV	84.00	150	Horizontal	Pass
2	2754.000	43.96	-10.68	74.0	-30.04	Peak	135.00	150	Horizontal	Pass
2**	2754.000	27.91	-10.68	54.0	-26.09	AV	135.00	150	Horizontal	Pass
3	4193.000	48.25	-4.38	74.0	-25.75	Peak	138.00	150	Horizontal	Pass
3**	4193.000	32.29	-4.38	54.0	-21.71	AV	138.00	150	Horizontal	Pass
4	5181.000	103.40	-2.51	--	-129.60	Peak	233.00	150	Horizontal	N/A
4**	5181.000	96.04	-2.51	--	96.04	AV	233.00	150	Horizontal	N/A
5	12005.375	52.12	1.49	74.0	-21.88	Peak	258.00	150	Horizontal	Pass
5**	12005.375	35.51	1.49	54.0	-18.49	AV	258.00	150	Horizontal	Pass
6	15805.500	56.93	2.92	74.0	-17.07	Peak	152.00	150	Horizontal	Pass
6**	15805.500	40.32	2.92	54.0	-13.68	AV	152.00	150	Horizontal	Pass

11ac20, Band I, 1 GHz to 18 GHz, Middle channel, ANT V

No.	Frequency (MHz)	Results (dBuV/m)	Factor (dB)	Limit (dBuV/m)	Over Limit (dB)	Detector	Table (Degree)	Height (cm)	Antenna	Verdict
1	1363.500	37.25	-17.49	74.0	-36.75	Peak	321.00	150	Vertical	Pass
1**	1363.500	24.37	-17.49	54.0	-29.63	AV	321.00	150	Vertical	Pass
2	2732.000	43.20	-11.01	74.0	-30.80	Peak	0.00	150	Vertical	Pass
2**	2732.000	27.14	-11.01	54.0	-26.86	AV	0.00	150	Vertical	Pass
3	4000.000	47.39	-4.88	74.0	-26.61	Peak	31.00	150	Vertical	Pass
3**	4000.000	31.11	-4.88	54.0	-22.89	AV	31.00	150	Vertical	Pass
4	5221.000	95.47	-2.98	--	-75.53	Peak	171.00	150	Vertical	N/A
4**	5221.000	87.49	-2.98	--	87.49	AV	171.00	150	Vertical	N/A
5	11858.750	52.11	1.50	74.0	-21.89	Peak	259.00	150	Vertical	Pass
5**	11858.750	35.51	1.50	54.0	-18.49	AV	259.00	150	Vertical	Pass
6	15750.375	56.15	1.88	74.0	-17.85	Peak	263.00	150	Vertical	Pass
6**	15750.375	39.83	1.88	54.0	-14.17	AV	263.00	150	Vertical	Pass

11ac20, Band I, 1 GHz to 18 GHz, Middle channel, ANT H

No.	Frequency (MHz)	Results (dBuV/m)	Factor (dB)	Limit (dBuV/m)	Over Limit (dB)	Detector	Table (Degree)	Height (cm)	Antenna	Verdict
1	1385.500	37.06	-17.59	74.0	-36.94	Peak	100.00	150	Horizontal	Pass
1**	1385.500	23.81	-17.59	54.0	-30.19	AV	100.00	150	Horizontal	Pass
2	2866.500	43.73	-10.40	74.0	-30.27	Peak	118.00	150	Horizontal	Pass
2**	2866.500	27.76	-10.40	54.0	-26.24	AV	118.00	150	Horizontal	Pass
3	4236.000	47.71	-4.58	74.0	-26.29	Peak	175.00	150	Horizontal	Pass
3**	4236.000	32.41	-4.58	54.0	-21.59	AV	175.00	150	Horizontal	Pass
4	5219.000	102.74	-2.89	--	-120.26	Peak	223.00	150	Horizontal	Pass
4**	5219.000	96.17	-2.89	--	96.17	AV	223.00	150	Horizontal	N/A
5	8338.313	50.48	-1.02	74.0	-23.52	Peak	278.00	150	Horizontal	Pass
5**	8338.313	34.18	-1.02	54.0	-19.82	AV	278.00	150	Horizontal	Pass
6	15468.188	56.63	2.00	74.0	-17.37	Peak	217.00	150	Horizontal	Pass
6**	15468.188	40.06	2.00	54.0	-13.94	AV	217.00	150	Horizontal	Pass

11ac20, Band I, 1 GHz to 18 GHz, High channel, ANT V

No.	Frequency (MHz)	Results (dBuV/m)	Factor (dB)	Limit (dBuV/m)	Over Limit (dB)	Detector	Table (Degree)	Height (cm)	Antenna	Verdict
1	1381.500	37.23	-17.54	74.0	-36.77	Peak	221.00	150	Vertical	Pass
1**	1381.500	24.69	-17.54	54.0	-29.31	AV	221.00	150	Vertical	Pass
2	2817.500	43.63	-10.40	74.0	-30.37	Peak	119.00	150	Vertical	Pass
2**	2817.500	27.52	-10.40	54.0	-26.48	AV	119.00	150	Vertical	Pass
3	4282.000	49.45	-4.29	74.0	-24.55	Peak	84.00	150	Vertical	Pass
3**	4282.000	33.25	-4.29	54.0	-20.75	AV	84.00	150	Vertical	Pass
4	5238.000	95.40	-2.69	--	-78.60	Peak	174.00	150	Vertical	N/A
4**	5238.000	87.73	-2.69	--	87.73	AV	174.00	150	Vertical	N/A
5	11740.875	52.04	1.20	74.0	-21.96	Peak	94.00	150	Vertical	Pass
5**	11740.875	35.77	1.20	54.0	-18.23	AV	94.00	150	Vertical	Pass
6	15524.625	56.39	2.46	74.0	-17.61	Peak	353.00	150	Vertical	Pass
6**	15524.625	39.56	2.46	54.0	-14.44	AV	353.00	150	Vertical	Pass

11ac20, Band I, 1 GHz to 18 GHz, High channel, ANT H

No.	Frequency (MHz)	Results (dBuV/m)	Factor (dB)	Limit (dBuV/m)	Over Limit (dB)	Detector	Table (Degree)	Height (cm)	Antenna	Verdict
1	1367.500	37.05	-17.42	74.0	-36.95	Peak	200.00	150	Horizontal	Pass
1**	1367.500	23.95	-17.42	54.0	-30.05	AV	200.00	150	Horizontal	Pass
2	2792.000	42.96	-10.78	74.0	-31.04	Peak	200.00	150	Horizontal	Pass
2**	2792.000	27.16	-10.78	54.0	-26.84	AV	200.00	150	Horizontal	Pass
3	4046.000	47.70	-4.74	74.0	-26.30	Peak	304.00	150	Horizontal	Pass
3**	4046.000	32.16	-4.74	54.0	-21.84	AV	304.00	150	Horizontal	Pass
4	5241.000	103.53	-2.52	--	-121.47	Peak	225.00	150	Horizontal	N/A
4**	5241.000	96.44	-2.52	--	96.44	AV	225.00	150	Horizontal	N/A
5	10897.063	51.81	0.43	74.0	-22.19	Peak	360.00	150	Horizontal	Pass
5**	10897.063	35.09	0.43	54.0	-18.91	AV	360.00	150	Horizontal	Pass
6	15453.750	56.03	2.30	74.0	-17.97	Peak	64.00	150	Horizontal	Pass
6**	15453.750	39.65	2.30	54.0	-14.35	AV	64.00	150	Horizontal	Pass

11ac40, Band I, 1 GHz to 18 GHz, Low channel, ANT V

No.	Frequency (MHz)	Results (dBuV/m)	Factor (dB)	Limit (dBuV/m)	Over Limit (dB)	Detector	Table (Degree)	Height (cm)	Antenna	Verdict
1	1553.000	37.22	-17.47	74.0	-36.78	Peak	253.00	150	Vertical	Pass
1**	1553.000	25.21	-17.47	54.0	-28.79	AV	253.00	150	Vertical	Pass
2	2826.500	43.66	-10.53	74.0	-30.34	Peak	172.00	150	Vertical	Pass
2**	2826.500	27.24	-10.53	54.0	-26.76	AV	172.00	150	Vertical	Pass
3	3839.000	47.67	-4.67	74.0	-26.33	Peak	27.00	150	Vertical	Pass
3**	3839.000	31.42	-4.67	54.0	-22.58	AV	27.00	150	Vertical	Pass
4	5188.000	91.62	-2.44	--	-78.38	Peak	170.00	150	Vertical	N/A
4**	5188.000	84.36	-2.44	--	84.36	AV	170.00	150	Vertical	N/A
5	10894.188	52.12	0.45	74.0	-21.88	Peak	301.00	150	Vertical	Pass
5**	10894.188	35.27	0.45	54.0	-18.73	AV	301.00	150	Vertical	Pass
6	15616.500	56.19	2.45	74.0	-17.81	Peak	343.00	150	Vertical	Pass
6**	15616.500	40.33	2.45	54.0	-13.67	AV	343.00	150	Vertical	Pass

11ac40, Band I, 1 GHz to 18 GHz, Low channel, ANT H

No.	Frequency (MHz)	Results (dBuV/m)	Factor (dB)	Limit (dBuV/m)	Over Limit (dB)	Detector	Table (Degree)	Height (cm)	Antenna	Verdict
1	1376.500	37.23	-17.43	74.0	-36.77	Peak	197.00	150	Horizontal	Pass
1**	1376.500	23.89	-17.43	54.0	-30.11	AV	197.00	150	Horizontal	Pass
2	2830.500	43.08	-10.53	74.0	-30.92	Peak	52.00	150	Horizontal	Pass
2**	2830.500	27.14	-10.53	54.0	-26.86	AV	52.00	150	Horizontal	Pass
3	4056.000	47.43	-4.96	74.0	-26.57	Peak	60.00	150	Horizontal	Pass
3**	4056.000	32.68	-4.96	54.0	-21.32	AV	60.00	150	Horizontal	Pass
4	5194.000	99.01	-2.57	--	-118.99	Peak	218.00	150	Horizontal	N/A
4**	5194.000	91.88	-2.57	--	91.88	AV	218.00	150	Horizontal	N/A
5	10774.875	52.44	-0.08	74.0	-21.56	Peak	113.00	150	Horizontal	Pass
5**	10774.875	34.34	-0.08	54.0	-19.66	AV	113.00	150	Horizontal	Pass
6	15418.313	56.89	1.41	74.0	-17.11	Peak	0.00	150	Horizontal	Pass
6**	15418.313	39.54	1.41	54.0	-14.46	AV	0.00	150	Horizontal	Pass

11ac40, Band I, 1 GHz to 18 GHz, High channel, ANT V

No.	Frequency (MHz)	Results (dBuV/m)	Factor (dB)	Limit (dBuV/m)	Over Limit (dB)	Detector	Table (Degree)	Height (cm)	Antenna	Verdict
1	1514.500	36.84	-17.75	74.0	-37.16	Peak	313.00	150	Vertical	Pass
1**	1514.500	24.15	-17.75	54.0	-29.85	AV	313.00	150	Vertical	Pass
2	2809.500	42.90	-10.36	74.0	-31.10	Peak	313.00	150	Vertical	Pass
2**	2809.500	27.36	-10.36	54.0	-26.64	AV	313.00	150	Vertical	Pass
3	4075.000	47.62	-5.30	74.0	-26.38	Peak	100.00	150	Vertical	Pass
3**	4075.000	33.22	-5.30	54.0	-20.78	AV	100.00	150	Vertical	Pass
4	5232.000	89.35	-2.78	--	-87.65	Peak	177.00	150	Vertical	N/A
4**	5232.000	82.28	-2.78	--	82.28	AV	177.00	150	Vertical	N/A
5	11282.312	52.82	0.62	74.0	-21.18	Peak	284.00	150	Vertical	Pass
5**	11282.312	35.77	0.62	54.0	-18.23	AV	284.00	150	Vertical	Pass
6	15754.313	56.81	1.79	74.0	-17.19	Peak	198.00	150	Vertical	Pass
6**	15754.313	40.00	1.79	54.0	-14.00	AV	198.00	150	Vertical	Pass

11ac40, Band I, 1 GHz to 18 GHz, High channel, ANT H

No.	Frequency (MHz)	Results (dBuV/m)	Factor (dB)	Limit (dBuV/m)	Over Limit (dB)	Detector	Table (Degree)	Height (cm)	Antenna	Verdict
1	1354.000	36.82	-17.59	74.0	-37.18	Peak	297.00	150	Horizontal	Pass
1**	1354.000	23.56	-17.59	54.0	-30.44	AV	297.00	150	Horizontal	Pass
2	2800.000	42.74	-10.63	74.0	-31.26	Peak	0.00	150	Horizontal	Pass
2**	2800.000	26.96	-10.63	54.0	-27.04	AV	0.00	150	Horizontal	Pass
3	3821.000	47.46	-4.85	74.0	-26.54	Peak	309.00	150	Horizontal	Pass
3**	3821.000	31.18	-4.85	54.0	-22.82	AV	309.00	150	Horizontal	Pass
4	5229.000	98.80	-2.85	--	-114.20	Peak	213.00	150	Horizontal	N/A
4**	5229.000	92.26	-2.85	--	92.26	AV	213.00	150	Horizontal	N/A
5	10915.750	52.32	0.47	74.0	-21.68	Peak	280.00	150	Horizontal	Pass
5**	10915.750	34.95	0.47	54.0	-19.05	AV	280.00	150	Horizontal	Pass
6	15691.312	56.59	1.84	74.0	-17.41	Peak	211.00	150	Horizontal	Pass
6**	15691.312	39.06	1.84	54.0	-14.94	AV	211.00	150	Horizontal	Pass

11ac80, Band I, 1 GHz to 18 GHz, Middle channel, ANT V

No.	Frequency (MHz)	Results (dBuV/m)	Factor (dB)	Limit (dBuV/m)	Over Limit (dB)	Detector	Table (Degree)	Height (cm)	Antenna	Verdict
1	1508.000	36.96	-17.58	74.0	-37.04	Peak	86.00	150	Vertical	Pass
1**	1508.000	23.92	-17.58	54.0	-30.08	AV	86.00	150	Vertical	Pass
2	2780.500	43.36	-10.59	74.0	-30.64	Peak	268.00	150	Vertical	Pass
2**	2780.500	27.27	-10.59	54.0	-26.73	AV	268.00	150	Vertical	Pass
3	4143.000	48.11	-4.68	74.0	-25.89	Peak	329.00	150	Vertical	Pass
3**	4143.000	32.39	-4.68	54.0	-21.61	AV	329.00	150	Vertical	Pass
4	5223.000	86.78	-3.02	--	-83.22	Peak	170.00	150	Vertical	N/A
4**	5223.000	78.68	-3.02	--	78.68	AV	170.00	150	Vertical	N/A
5	11821.375	52.39	1.20	74.0	-21.61	Peak	102.00	150	Vertical	Pass
5**	11821.375	35.43	1.20	54.0	-18.57	AV	102.00	150	Vertical	Pass
6	15688.688	56.09	1.89	74.0	-17.91	Peak	83.00	150	Vertical	Pass
6**	15688.688	39.24	1.89	54.0	-14.76	AV	83.00	150	Vertical	Pass

11ac80, Band I, 1 GHz to 18 GHz, Middle channel, ANT H

No.	Frequency (MHz)	Results (dBuV/m)	Factor (dB)	Limit (dBuV/m)	Over Limit (dB)	Detector	Table (Degree)	Height (cm)	Antenna	Verdict
1	1397.000	37.14	-17.49	74.0	-36.86	Peak	198.00	150	Horizontal	Pass
1**	1397.000	24.51	-17.49	54.0	-29.49	AV	198.00	150	Horizontal	Pass
2	2768.500	43.43	-10.76	74.0	-30.57	Peak	67.00	150	Horizontal	Pass
2**	2768.500	26.63	-10.76	54.0	-27.37	AV	67.00	150	Horizontal	Pass
3	4270.000	47.83	-4.16	74.0	-26.17	Peak	199.00	150	Horizontal	Pass
3**	4270.000	33.32	-4.16	54.0	-20.68	AV	199.00	150	Horizontal	Pass
4	5203.000	96.16	-2.51	--	-125.84	Peak	222.00	150	Horizontal	N/A
4**	5203.000	87.27	-2.51	--	87.27	AV	222.00	150	Horizontal	N/A
5	11854.437	51.72	1.49	74.0	-22.28	Peak	0.00	150	Horizontal	Pass
5**	11854.437	35.39	1.49	54.0	-18.61	AV	0.00	150	Horizontal	Pass
6	16183.500	56.00	2.62	74.0	-18.00	Peak	184.00	150	Horizontal	Pass
6**	16183.500	40.12	2.62	54.0	-13.88	AV	184.00	150	Horizontal	Pass

11a, Band II, 1 GHz to 18 GHz, Low channel, ANT V

No.	Frequency (MHz)	Results (dBuV/m)	Factor (dB)	Limit (dBuV/m)	Over Limit (dB)	Detector	Table (Degree)	Height (cm)	Antenna	Verdict
1	1498.500	37.42	-17.52	74.0	-36.58	Peak	178.00	150	Vertical	Pass
1**	1498.500	24.62	-17.52	54.0	-29.38	AV	178.00	150	Vertical	Pass
2	2215.000	42.27	-13.15	74.0	-31.73	Peak	353.00	150	Vertical	Pass
2**	2215.000	26.91	-13.15	54.0	-27.09	AV	353.00	150	Vertical	Pass
3	3961.000	47.60	-4.79	74.0	-26.40	Peak	34.00	150	Vertical	Pass
3**	3961.000	30.81	-4.79	54.0	-23.19	AV	34.00	150	Vertical	Pass
4	5259.000	97.71	-2.76	--	6.71	Peak	91.00	150	Vertical	N/A
4**	5259.000	90.07	-2.76	--	90.07	AV	91.00	150	Vertical	N/A
5	8185.937	49.60	-1.90	74.0	-24.40	Peak	63.00	150	Vertical	Pass
5**	8185.937	33.09	-1.90	54.0	-20.91	AV	63.00	150	Vertical	Pass
6	15755.625	57.54	1.77	74.0	-16.46	Peak	210.00	150	Vertical	Pass
6**	15755.625	39.76	1.77	54.0	-14.24	AV	210.00	150	Vertical	Pass

11a, Band II, 1 GHz to 18 GHz, Low channel, ANT H

No.	Frequency (MHz)	Results (dBuV/m)	Factor (dB)	Limit (dBuV/m)	Over Limit (dB)	Detector	Table (Degree)	Height (cm)	Antenna	Verdict
1	1484.000	36.81	-17.53	74.0	-37.19	Peak	149.00	150	Horizontal	Pass
1**	1484.000	24.18	-17.53	54.0	-29.82	AV	149.00	150	Horizontal	Pass
2	2850.500	43.05	-10.28	74.0	-30.95	Peak	82.00	150	Horizontal	Pass
2**	2850.500	27.50	-10.28	54.0	-26.50	AV	82.00	150	Horizontal	Pass
3	4062.000	47.62	-5.20	74.0	-26.38	Peak	34.00	150	Horizontal	Pass
3**	4062.000	32.02	-5.20	54.0	-21.98	AV	34.00	150	Horizontal	Pass
4	5258.000	106.53	-2.61	--	-19.47	Peak	126.00	150	Horizontal	N/A
4**	5258.000	100.10	-2.61	--	100.10	AV	126.00	150	Horizontal	N/A
5	7681.375	49.45	-2.23	74.0	-24.55	Peak	328.00	150	Horizontal	Pass
5**	7681.375	31.71	-2.23	54.0	-22.29	AV	328.00	150	Horizontal	Pass
6	15562.687	56.48	2.47	74.0	-17.52	Peak	73.00	150	Horizontal	Pass
6**	15562.687	39.61	2.47	54.0	-14.39	AV	73.00	150	Horizontal	Pass

11a, Band II, 1 GHz to 18 GHz, Middle channel, ANT V

No.	Frequency (MHz)	Results (dBuV/m)	Factor (dB)	Limit (dBuV/m)	Over Limit (dB)	Detector	Table (Degree)	Height (cm)	Antenna	Verdict
1	1527.500	37.25	-17.67	74.0	-36.75	Peak	63.00	150	Vertical	Pass
1**	1527.500	25.36	-17.67	54.0	-28.64	AV	63.00	150	Vertical	Pass
2	2708.500	43.02	-11.47	74.0	-30.98	Peak	27.00	150	Vertical	Pass
2**	2708.500	26.18	-11.47	54.0	-27.82	AV	27.00	150	Vertical	Pass
3	4796.000	49.29	-2.40	74.0	-24.71	Peak	124.00	150	Vertical	Pass
3**	4796.000	33.71	-2.40	54.0	-20.29	AV	124.00	150	Vertical	Pass
4	5299.000	97.14	-3.24	--	16.14	Peak	81.00	150	Vertical	N/A
4**	5299.000	90.03	-3.24	--	90.03	AV	81.00	150	Vertical	N/A
5	11109.812	51.96	-0.52	74.0	-22.04	Peak	263.00	150	Vertical	Pass
5**	11109.812	34.50	-0.52	54.0	-19.50	AV	263.00	150	Vertical	Pass
6	15796.312	55.93	2.93	74.0	-18.07	Peak	52.00	150	Vertical	Pass
6**	15796.312	39.95	2.93	54.0	-14.05	AV	52.00	150	Vertical	Pass

11a, Band II, 1 GHz to 18 GHz, Middle channel, ANT H

No.	Frequency (MHz)	Results (dBuV/m)	Factor (dB)	Limit (dBuV/m)	Over Limit (dB)	Detector	Table (Degree)	Height (cm)	Antenna	Verdict
1	1590.500	37.52	-17.57	74.0	-36.48	Peak	276.00	150	Horizontal	Pass
1**	1590.500	24.38	-17.57	54.0	-29.62	AV	276.00	150	Horizontal	Pass
2	2809.000	42.92	-10.35	74.0	-31.08	Peak	261.00	150	Horizontal	Pass
2**	2809.000	27.41	-10.35	54.0	-26.59	AV	261.00	150	Horizontal	Pass
3	3836.000	47.71	-4.53	74.0	-26.29	Peak	180.00	150	Horizontal	Pass
3**	3836.000	31.41	-4.53	54.0	-22.59	AV	180.00	150	Horizontal	Pass
4	5300.000	106.87	-3.26	--	-36.13	Peak	143.00	150	Horizontal	N/A
4**	5300.000	99.99	-3.26	--	99.99	AV	143.00	150	Horizontal	N/A
5	8474.875	50.99	-1.52	74.0	-23.01	Peak	271.00	150	Horizontal	Pass
5**	8474.875	33.53	-1.52	54.0	-20.47	AV	271.00	150	Horizontal	Pass
6	15792.375	57.46	2.74	74.0	-16.54	Peak	67.00	150	Horizontal	Pass
6**	15792.375	40.01	2.74	54.0	-13.99	AV	67.00	150	Horizontal	Pass

11a, Band II, 1 GHz to 18 GHz, High channel, ANT V

No.	Frequency (MHz)	Results (dBuV/m)	Factor (dB)	Limit (dBuV/m)	Over Limit (dB)	Detector	Table (Degree)	Height (cm)	Antenna	Verdict
1	1550.000	36.80	-17.38	74.0	-37.20	Peak	218.00	150	Vertical	Pass
1**	1550.000	23.93	-17.38	54.0	-30.07	AV	218.00	150	Vertical	Pass
2	2262.500	41.35	-12.89	74.0	-32.65	Peak	311.00	150	Vertical	Pass
2**	2262.500	26.16	-12.89	54.0	-27.84	AV	311.00	150	Vertical	Pass
3	4041.000	48.53	-4.70	74.0	-25.47	Peak	92.00	150	Vertical	Pass
3**	4041.000	32.07	-4.70	54.0	-21.93	AV	92.00	150	Vertical	Pass
4	5317.000	97.37	-2.56	--	31.37	Peak	66.00	150	Vertical	N/A
4**	5317.000	89.12	-2.56	--	89.12	AV	66.00	150	Vertical	N/A
5	8256.375	49.53	-1.37	74.0	-24.47	Peak	171.00	150	Vertical	Pass
5**	8256.375	32.89	-1.37	54.0	-21.11	AV	171.00	150	Vertical	Pass
6	15531.187	56.47	2.00	74.0	-17.53	Peak	137.00	150	Vertical	Pass
6**	15531.187	39.57	2.00	54.0	-14.43	AV	137.00	150	Vertical	Pass

11a, Band II, 1 GHz to 18 GHz, High channel, ANT H

No.	Frequency (MHz)	Results (dBuV/m)	Factor (dB)	Limit (dBuV/m)	Over Limit (dB)	Detector	Table (Degree)	Height (cm)	Antenna	Verdict
1	1562.500	37.04	-17.59	74.0	-36.96	Peak	19.00	150	Horizontal	Pass
1**	1562.500	24.40	-17.59	54.0	-29.60	AV	19.00	150	Horizontal	Pass
2	4119.000	48.44	-4.91	74.0	-25.56	Peak	276.00	150	Horizontal	Pass
2**	4119.000	32.31	-4.91	54.0	-21.69	AV	276.00	150	Horizontal	Pass
3	5321.000	107.45	-2.73	--	-31.55	Peak	139.00	150	Horizontal	Pass
3**	5321.000	99.44	-2.73	--	99.44	AV	139.00	150	Horizontal	N/A
4	8252.063	48.85	-1.31	74.0	-25.15	Peak	296.00	150	Horizontal	Pass
4**	8252.063	32.54	-1.31	54.0	-21.46	AV	296.00	150	Horizontal	Pass
5	11926.313	53.03	1.69	74.0	-20.97	Peak	129.00	150	Horizontal	Pass
5**	11926.313	35.98	1.69	54.0	-18.02	AV	129.00	150	Horizontal	Pass
6	15571.875	56.21	2.61	74.0	-17.79	Peak	45.00	150	Horizontal	Pass
6**	15571.875	40.26	2.61	54.0	-13.74	AV	45.00	150	Horizontal	Pass

11n20, Band II, 1 GHz to 18 GHz, Low channel, ANT V

No.	Frequency (MHz)	Results (dBuV/m)	Factor (dB)	Limit (dBuV/m)	Over Limit (dB)	Detector	Table (Degree)	Height (cm)	Antenna	Verdict
1	1597.500	37.34	-17.62	74.0	-36.66	Peak	246.00	150	Vertical	Pass
1**	1597.500	23.82	-17.62	54.0	-30.18	AV	246.00	150	Vertical	Pass
2	2280.000	41.97	-12.71	74.0	-32.03	Peak	246.00	150	Vertical	Pass
2**	2280.000	28.18	-12.71	54.0	-25.82	AV	246.00	150	Vertical	Pass
3	4684.000	49.71	-3.00	74.0	-24.29	Peak	21.00	150	Vertical	Pass
3**	4684.000	34.34	-3.00	54.0	-19.66	AV	21.00	150	Vertical	Pass
4	5257.000	97.58	-2.52	--	6.58	Peak	91.00	150	Vertical	N/A
4**	5257.000	90.28	-2.52	--	90.28	AV	91.00	150	Vertical	N/A
5	10799.313	51.32	0.27	74.0	-22.68	Peak	200.00	150	Vertical	Pass
5**	10799.313	34.67	0.27	54.0	-19.33	AV	200.00	150	Vertical	Pass
6	15802.875	56.71	3.01	74.0	-17.29	Peak	363.00	150	Vertical	Pass
6**	15802.875	40.31	3.01	54.0	-13.69	AV	363.00	150	Vertical	Pass

11n20, Band II, 1 GHz to 18 GHz, Low channel, ANT H

No.	Frequency (MHz)	Results (dBuV/m)	Factor (dB)	Limit (dBuV/m)	Over Limit (dB)	Detector	Table (Degree)	Height (cm)	Antenna	Verdict
1	1474.500	36.83	-17.57	74.0	-37.17	Peak	286.00	150	Horizontal	Pass
1**	1474.500	23.78	-17.57	54.0	-30.22	AV	286.00	150	Horizontal	Pass
2	2334.500	41.81	-12.87	74.0	-32.19	Peak	64.00	150	Horizontal	Pass
2**	2334.500	26.60	-12.87	54.0	-27.40	AV	64.00	150	Horizontal	Pass
3	5024.000	51.81	-3.05	74.0	-22.19	Peak	325.00	150	Horizontal	Pass
3**	5024.000	35.09	-3.05	54.0	-18.91	AV	325.00	150	Horizontal	Pass
4	5258.000	106.91	-2.61	--	-25.09	Peak	132.00	150	Horizontal	N/A
4**	5258.000	100.15	-2.61	--	100.15	AV	132.00	150	Horizontal	N/A
5	7445.625	49.67	-3.38	74.0	-24.33	Peak	157.00	150	Horizontal	Pass
5**	7445.625	33.06	-3.38	54.0	-20.94	AV	157.00	150	Horizontal	Pass
6	15797.625	56.11	3.00	74.0	-17.89	Peak	172.00	150	Horizontal	Pass
6**	15797.625	40.42	3.00	54.0	-13.58	AV	172.00	150	Horizontal	Pass

11n20, Band II, 1 GHz to 18 GHz, Middle channel, ANT V

No.	Frequency (MHz)	Results (dBuV/m)	Factor (dB)	Limit (dBuV/m)	Over Limit (dB)	Detector	Table (Degree)	Height (cm)	Antenna	Verdict
1	1562.000	37.38	-17.60	74.0	-36.62	Peak	182.00	150	Vertical	Pass
1**	1562.000	23.84	-17.60	54.0	-30.16	AV	182.00	150	Vertical	Pass
2	2786.500	42.83	-10.44	74.0	-31.17	Peak	24.00	150	Vertical	Pass
2**	2786.500	27.06	-10.44	54.0	-26.94	AV	24.00	150	Vertical	Pass
3	4010.000	47.76	-4.84	74.0	-26.24	Peak	308.00	150	Vertical	Pass
3**	4010.000	31.38	-4.84	54.0	-22.62	AV	308.00	150	Vertical	Pass
4	5301.000	96.46	-3.21	--	6.46	Peak	90.00	150	Vertical	N/A
4**	5301.000	88.91	-3.21	--	88.91	AV	90.00	150	Vertical	N/A
5	7530.438	49.26	-2.27	74.0	-24.74	Peak	244.00	150	Vertical	Pass
5**	7530.438	32.49	-2.27	54.0	-21.51	AV	244.00	150	Vertical	Pass
6	15560.063	55.76	2.35	74.0	-18.24	Peak	41.00	150	Vertical	Pass
6**	15560.063	39.88	2.35	54.0	-14.12	AV	41.00	150	Vertical	Pass

11n20, Band II, 1 GHz to 18 GHz, Middle channel, ANT H

No.	Frequency (MHz)	Results (dBuV/m)	Factor (dB)	Limit (dBuV/m)	Over Limit (dB)	Detector	Table (Degree)	Height (cm)	Antenna	Verdict
1	1491.500	37.00	-17.65	74.0	-37.00	Peak	295.00	150	Horizontal	Pass
1**	1491.500	24.18	-17.65	54.0	-29.82	AV	295.00	150	Horizontal	Pass
2	2865.000	43.81	-10.29	74.0	-30.19	Peak	360.00	150	Horizontal	Pass
2**	2865.000	27.73	-10.29	54.0	-26.27	AV	360.00	150	Horizontal	Pass
3	3907.000	47.48	-5.52	74.0	-26.52	Peak	35.00	150	Horizontal	Pass
3**	3907.000	31.00	-5.52	54.0	-23.00	AV	35.00	150	Horizontal	Pass
4	5303.000	106.79	-3.07	--	-39.21	Peak	146.00	150	Horizontal	N/A
4**	5303.000	99.58	-3.07	--	99.58	AV	146.00	150	Horizontal	N/A
5	7651.188	49.66	-2.77	74.0	-24.34	Peak	72.00	150	Horizontal	Pass
5**	7651.188	33.45	-2.77	54.0	-20.55	AV	72.00	150	Horizontal	Pass
6	15813.375	56.26	2.58	74.0	-17.74	Peak	77.00	150	Horizontal	Pass
6**	15813.375	39.76	2.58	54.0	-14.24	AV	77.00	150	Horizontal	Pass

11n20, Band II, 1 GHz to 18 GHz, High channel, ANT V

No.	Frequency (MHz)	Results (dBuV/m)	Factor (dB)	Limit (dBuV/m)	Over Limit (dB)	Detector	Table (Degree)	Height (cm)	Antenna	Verdict
1	1486.000	37.10	-17.58	74.0	-36.90	Peak	248.00	150	Vertical	Pass
1**	1486.000	24.54	-17.58	54.0	-29.46	AV	248.00	150	Vertical	Pass
2	2771.000	43.29	-10.64	74.0	-30.71	Peak	216.00	150	Vertical	Pass
2**	2771.000	27.00	-10.64	54.0	-27.00	AV	216.00	150	Vertical	Pass
3	4230.000	48.31	-4.39	74.0	-25.69	Peak	86.00	150	Vertical	Pass
3**	4230.000	32.46	-4.39	54.0	-21.54	AV	86.00	150	Vertical	Pass
4	5321.000	97.18	-2.73	--	-9.82	Peak	107.00	150	Vertical	N/A
4**	5321.000	88.76	-2.73	--	88.76	AV	107.00	150	Vertical	N/A
5	8118.375	50.28	-2.57	74.0	-23.72	Peak	3.00	150	Vertical	Pass
5**	8118.375	32.34	-2.57	54.0	-21.66	AV	3.00	150	Vertical	Pass
6	15473.438	55.94	1.89	74.0	-18.06	Peak	19.00	150	Vertical	Pass
6**	15473.438	39.67	1.89	54.0	-14.33	AV	19.00	150	Vertical	Pass

11n20, Band II, 1 GHz to 18 GHz, High channel, ANT H

No.	Frequency (MHz)	Results (dBuV/m)	Factor (dB)	Limit (dBuV/m)	Over Limit (dB)	Detector	Table (Degree)	Height (cm)	Antenna	Verdict
1	1495.000	37.34	-17.50	74.0	-36.66	Peak	50.00	150	Horizontal	Pass
1**	1495.000	24.20	-17.50	54.0	-29.80	AV	50.00	150	Horizontal	Pass
2	2749.500	43.47	-10.95	74.0	-30.53	Peak	13.00	150	Horizontal	Pass
2**	2749.500	26.91	-10.95	54.0	-27.09	AV	13.00	150	Horizontal	Pass
3	4783.000	49.76	-2.37	74.0	-24.24	Peak	300.00	150	Horizontal	Pass
3**	4783.000	33.46	-2.37	54.0	-20.54	AV	300.00	150	Horizontal	Pass
4	5322.000	107.91	-2.74	--	-25.09	Peak	133.00	150	Horizontal	N/A
4**	5322.000	100.63	-2.74	--	100.63	AV	133.00	150	Horizontal	N/A
5	10951.687	51.76	0.02	74.0	-22.24	Peak	1.00	150	Horizontal	Pass
5**	10951.687	34.51	0.02	54.0	-19.49	AV	1.00	150	Horizontal	Pass
6	15462.938	56.20	2.11	74.0	-17.80	Peak	41.00	150	Horizontal	Pass
6**	15462.938	39.88	2.11	54.0	-14.12	AV	41.00	150	Horizontal	Pass

11n40, Band II, 1 GHz to 18 GHz, Low channel, ANT V

No.	Frequency (MHz)	Results (dBuV/m)	Factor (dB)	Limit (dBuV/m)	Over Limit (dB)	Detector	Table (Degree)	Height (cm)	Antenna	Verdict
1	1399.500	37.13	-17.57	74.0	-36.87	Peak	276.00	150	Vertical	Pass
1**	1399.500	24.16	-17.57	54.0	-29.84	AV	276.00	150	Vertical	Pass
2	3647.000	47.39	-6.22	74.0	-26.61	Peak	204.00	150	Vertical	Pass
2**	3647.000	31.42	-6.22	54.0	-22.58	AV	204.00	150	Vertical	Pass
3	4784.000	50.22	-2.33	74.0	-23.78	Peak	301.00	150	Vertical	Pass
3**	4784.000	34.28	-2.33	54.0	-19.72	AV	301.00	150	Vertical	Pass
4	5272.000	94.01	-2.76	--	0.01	Peak	94.00	150	Vertical	N/A
4**	5272.000	87.15	-2.76	--	87.15	AV	94.00	150	Vertical	N/A
5	12295.750	53.56	1.90	74.0	-20.44	Peak	207.00	150	Vertical	Pass
5**	12295.750	36.29	1.90	54.0	-17.71	AV	207.00	150	Vertical	Pass
6	15753.000	55.75	1.82	74.0	-18.25	Peak	5.00	150	Vertical	Pass
6**	15753.000	39.62	1.82	54.0	-14.38	AV	5.00	150	Vertical	Pass

11n40, Band II, 1 GHz to 18 GHz, Low channel, ANT H

No.	Frequency (MHz)	Results (dBuV/m)	Factor (dB)	Limit (dBuV/m)	Over Limit (dB)	Detector	Table (Degree)	Height (cm)	Antenna	Verdict
1	1575.000	37.31	-17.66	74.0	-36.69	Peak	115.00	150	Horizontal	Pass
1**	1575.000	23.29	-17.66	54.0	-30.71	AV	115.00	150	Horizontal	Pass
2	2229.500	42.60	-12.91	74.0	-31.40	Peak	360.00	150	Horizontal	Pass
2**	2229.500	26.86	-12.91	54.0	-27.14	AV	360.00	150	Horizontal	Pass
3	4196.000	51.37	-4.50	74.0	-22.63	Peak	292.00	150	Horizontal	Pass
3**	4196.000	31.99	-4.50	54.0	-22.01	AV	292.00	150	Horizontal	Pass
4	5272.000	103.34	-2.76	--	-36.66	Peak	140.00	150	Horizontal	N/A
4**	5272.000	96.17	-2.76	--	96.17	AV	140.00	150	Horizontal	N/A
5	12507.062	52.73	1.89	74.0	-21.27	Peak	20.00	150	Horizontal	Pass
5**	12507.062	36.34	1.89	54.0	-17.66	AV	20.00	150	Horizontal	Pass
6	15557.437	56.24	2.20	74.0	-17.76	Peak	361.00	150	Horizontal	Pass
6**	15557.437	39.59	2.20	54.0	-14.41	AV	361.00	150	Horizontal	Pass

11n40, Band II, 1 GHz to 18 GHz, High channel, ANT V

No.	Frequency (MHz)	Results (dBuV/m)	Factor (dB)	Limit (dBuV/m)	Over Limit (dB)	Detector	Table (Degree)	Height (cm)	Antenna	Verdict
1	1520.000	37.20	-17.65	74.0	-36.80	Peak	309.00	150	Vertical	Pass
1**	1520.000	24.10	-17.65	54.0	-29.90	AV	309.00	150	Vertical	Pass
2	2892.500	44.56	-9.91	74.0	-29.44	Peak	7.00	150	Vertical	Pass
2**	2892.500	27.24	-9.91	54.0	-26.76	AV	7.00	150	Vertical	Pass
3	4654.000	49.82	-3.26	74.0	-24.18	Peak	131.00	150	Vertical	Pass
3**	4654.000	33.53	-3.26	54.0	-20.47	AV	131.00	150	Vertical	Pass
4	5305.000	93.47	-3.00	--	-21.53	Peak	115.00	150	Vertical	N/A
4**	5305.000	85.29	-3.00	--	85.29	AV	115.00	150	Vertical	N/A
5	11318.250	52.30	0.89	74.0	-21.70	Peak	147.00	150	Vertical	Pass
5**	11318.250	35.06	0.89	54.0	-18.94	AV	147.00	150	Vertical	Pass
6	15612.562	55.98	2.22	74.0	-18.02	Peak	88.00	150	Vertical	Pass
6**	15612.562	39.25	2.22	54.0	-14.75	AV	88.00	150	Vertical	Pass

11n40, Band II, 1 GHz to 18 GHz, High channel, ANT H

No.	Frequency (MHz)	Results (dBuV/m)	Factor (dB)	Limit (dBuV/m)	Over Limit (dB)	Detector	Table (Degree)	Height (cm)	Antenna	Verdict
1	1583.500	36.90	-17.49	74.0	-37.10	Peak	0.00	150	Horizontal	Pass
1**	1583.500	23.66	-17.49	54.0	-30.34	AV	0.00	150	Horizontal	Pass
2	2227.500	41.53	-12.96	74.0	-32.47	Peak	282.00	150	Horizontal	Pass
2**	2227.500	26.44	-12.96	54.0	-27.56	AV	282.00	150	Horizontal	Pass
3	3932.000	47.54	-5.31	74.0	-26.46	Peak	140.00	150	Horizontal	Pass
3**	3932.000	31.28	-5.31	54.0	-22.72	AV	140.00	150	Horizontal	Pass
4	5315.000	102.40	-2.63	--	-18.60	Peak	121.00	150	Horizontal	N/A
4**	5315.000	95.59	-2.63	--	95.59	AV	121.00	150	Horizontal	N/A
5	8461.938	51.11	-0.90	74.0	-22.89	Peak	0.00	150	Horizontal	Pass
5**	8461.938	33.44	-0.90	54.0	-20.56	AV	0.00	150	Horizontal	Pass
6	15869.813	56.55	1.31	74.0	-17.45	Peak	193.00	150	Horizontal	Pass
6**	15869.813	38.83	1.31	54.0	-15.17	AV	193.00	150	Horizontal	Pass

11ac20, Band II, 1 GHz to 18 GHz, Low channel, ANT V

No.	Frequency (MHz)	Results (dBuV/m)	Factor (dB)	Limit (dBuV/m)	Over Limit (dB)	Detector	Table (Degree)	Height (cm)	Antenna	Verdict
1	1581.000	37.34	-17.61	74.0	-36.66	Peak	262.00	150	Vertical	Pass
1**	1581.000	24.32	-17.61	54.0	-29.68	AV	262.00	150	Vertical	Pass
2	2853.000	43.71	-10.17	74.0	-30.29	Peak	229.00	150	Vertical	Pass
2**	2853.000	27.19	-10.17	54.0	-26.81	AV	229.00	150	Vertical	Pass
3	3956.000	47.56	-4.71	74.0	-26.44	Peak	259.00	150	Vertical	Pass
3**	3956.000	31.08	-4.71	54.0	-22.92	AV	259.00	150	Vertical	Pass
4	5257.000	95.72	-2.52	--	0.72	Peak	95.00	150	Vertical	N/A
4**	5257.000	87.79	-2.52	--	87.79	AV	95.00	150	Vertical	N/A
5	11647.438	52.43	0.09	74.0	-21.57	Peak	155.00	150	Vertical	Pass
5**	11647.438	35.27	0.09	54.0	-18.73	AV	155.00	150	Vertical	Pass
6	15843.562	56.33	1.97	74.0	-17.67	Peak	331.00	150	Vertical	Pass
6**	15843.562	39.98	1.97	54.0	-14.02	AV	331.00	150	Vertical	Pass

11ac20, Band II, 1 GHz to 18 GHz, Low channel, ANT H

No.	Frequency (MHz)	Results (dBuV/m)	Factor (dB)	Limit (dBuV/m)	Over Limit (dB)	Detector	Table (Degree)	Height (cm)	Antenna	Verdict
1	1550.000	37.25	-17.38	74.0	-36.75	Peak	246.00	150	Horizontal	Pass
1**	1550.000	24.19	-17.38	54.0	-29.81	AV	246.00	150	Horizontal	Pass
2	2853.000	43.64	-10.17	74.0	-30.36	Peak	238.00	150	Horizontal	Pass
2**	2853.000	26.87	-10.17	54.0	-27.13	AV	238.00	150	Horizontal	Pass
3	4103.000	47.81	-5.33	74.0	-26.19	Peak	360.00	150	Horizontal	Pass
3**	4103.000	32.26	-5.33	54.0	-21.74	AV	360.00	150	Horizontal	Pass
4	5261.000	105.40	-2.73	--	-28.60	Peak	134.00	150	Horizontal	N/A
4**	5261.000	97.20	-2.73	--	97.20	AV	134.00	150	Horizontal	N/A
5	7340.687	49.42	-3.11	74.0	-24.58	Peak	229.00	150	Horizontal	Pass
5**	7340.687	33.40	-3.11	54.0	-20.60	AV	229.00	150	Horizontal	Pass
6	16196.625	56.07	2.72	74.0	-17.93	Peak	76.00	150	Horizontal	Pass
6**	16196.625	40.83	2.72	54.0	-13.17	AV	76.00	150	Horizontal	Pass

11ac20, Band II, 1 GHz to 18 GHz, Middle channel, ANT V

No.	Frequency (MHz)	Results (dBuV/m)	Factor (dB)	Limit (dBuV/m)	Over Limit (dB)	Detector	Table (Degree)	Height (cm)	Antenna	Verdict
1	1556.500	37.16	-17.50	74.0	-36.84	Peak	13.00	150	Vertical	Pass
1**	1556.500	24.38	-17.50	54.0	-29.62	AV	13.00	150	Vertical	Pass
2	2863.500	43.69	-10.35	74.0	-30.31	Peak	76.00	150	Vertical	Pass
2**	2863.500	27.62	-10.35	54.0	-26.38	AV	76.00	150	Vertical	Pass
3	4112.000	47.90	-4.96	74.0	-26.10	Peak	206.00	150	Vertical	Pass
3**	4112.000	32.53	-4.96	54.0	-21.47	AV	206.00	150	Vertical	Pass
4	5295.000	95.46	-3.12	--	-18.54	Peak	114.00	150	Vertical	N/A
4**	5295.000	86.29	-3.12	--	86.29	AV	114.00	150	Vertical	N/A
5	7651.188	49.19	-2.77	74.0	-24.81	Peak	196.00	150	Vertical	Pass
5**	7651.188	32.63	-2.77	54.0	-21.37	AV	196.00	150	Vertical	Pass
6	15570.562	56.59	2.61	74.0	-17.41	Peak	108.00	150	Vertical	Pass
6**	15570.562	39.60	2.61	54.0	-14.40	AV	108.00	150	Vertical	Pass

11ac20, Band II, 1 GHz to 18 GHz, Middle channel, ANT H

No.	Frequency (MHz)	Results (dBuV/m)	Factor (dB)	Limit (dBuV/m)	Over Limit (dB)	Detector	Table (Degree)	Height (cm)	Antenna	Verdict
1	1546.000	37.80	-17.58	74.0	-36.20	Peak	147.00	150	Horizontal	Pass
1**	1546.000	24.69	-17.58	54.0	-29.31	AV	147.00	150	Horizontal	Pass
2	2791.500	43.28	-10.76	74.0	-30.72	Peak	138.00	150	Horizontal	Pass
2**	2791.500	27.03	-10.76	54.0	-26.97	AV	138.00	150	Horizontal	Pass
3	4055.000	48.05	-4.91	74.0	-25.95	Peak	209.00	150	Horizontal	Pass
3**	4055.000	31.98	-4.91	54.0	-22.02	AV	209.00	150	Horizontal	Pass
4	5301.000	104.41	-3.21	--	-41.59	Peak	146.00	150	Horizontal	N/A
4**	5301.000	96.70	-3.21	--	96.70	AV	146.00	150	Horizontal	N/A
5	8290.875	49.48	-1.74	74.0	-24.52	Peak	8.00	150	Horizontal	Pass
5**	8290.875	32.03	-1.74	54.0	-21.97	AV	8.00	150	Horizontal	Pass
6	15645.375	55.84	1.65	74.0	-18.16	Peak	44.00	150	Horizontal	Pass
6**	15645.375	39.21	1.65	54.0	-14.79	AV	44.00	150	Horizontal	Pass

11ac20, Band II, 1 GHz to 18 GHz, High channel, ANT V

No.	Frequency (MHz)	Results (dBuV/m)	Factor (dB)	Limit (dBuV/m)	Over Limit (dB)	Detector	Table (Degree)	Height (cm)	Antenna	Verdict
1	1369.000	36.88	-17.53	74.0	-37.12	Peak	298.00	150	Vertical	Pass
1**	1369.000	25.49	-17.53	54.0	-28.51	AV	298.00	150	Vertical	Pass
2	2280.500	42.15	-12.75	74.0	-31.85	Peak	160.00	150	Vertical	Pass
2**	2280.500	26.93	-12.75	54.0	-27.07	AV	160.00	150	Vertical	Pass
3	3927.000	47.20	-5.32	74.0	-26.80	Peak	354.00	150	Vertical	Pass
3**	3927.000	30.81	-5.32	54.0	-23.19	AV	354.00	150	Vertical	Pass
4	5322.000	95.90	-2.74	--	-12.10	Peak	108.00	150	Vertical	N/A
4**	5322.000	88.45	-2.74	--	88.45	AV	108.00	150	Vertical	N/A
5	9120.312	49.51	-0.91	74.0	-24.49	Peak	40.00	150	Vertical	Pass
5**	9120.312	33.34	-0.91	54.0	-20.66	AV	40.00	150	Vertical	Pass
6	15620.437	56.28	2.62	74.0	-17.72	Peak	363.00	150	Vertical	Pass
6**	15620.437	39.74	2.62	54.0	-14.26	AV	363.00	150	Vertical	Pass

11ac20, Band II, 1 GHz to 18 GHz, High channel, ANT H

No.	Frequency (MHz)	Results (dBuV/m)	Factor (dB)	Limit (dBuV/m)	Over Limit (dB)	Detector	Table (Degree)	Height (cm)	Antenna	Verdict
1	1467.000	36.99	-17.59	74.0	-37.01	Peak	155.00	150	Horizontal	Pass
1**	1467.000	24.13	-17.59	54.0	-29.87	AV	155.00	150	Horizontal	Pass
2	2865.000	44.20	-10.29	74.0	-29.80	Peak	89.00	150	Horizontal	Pass
2**	2865.000	27.52	-10.29	54.0	-26.48	AV	89.00	150	Horizontal	Pass
3	5321.000	105.21	-2.73	--	-26.79	Peak	132.00	150	Horizontal	N/A
3**	5321.000	97.15	-2.73	--	97.15	AV	132.00	150	Horizontal	N/A
4	8352.688	49.38	-1.45	74.0	-24.62	Peak	0.00	150	Horizontal	Pass
4**	8352.688	32.43	-1.45	54.0	-21.57	AV	0.00	150	Horizontal	Pass
5	11940.688	52.81	1.77	74.0	-21.19	Peak	334.00	150	Horizontal	Pass
5**	11940.688	36.32	1.77	54.0	-17.68	AV	334.00	150	Horizontal	Pass
6	17387.063	58.45	4.00	68.2	-9.75	Peak	190.00	150	Horizontal	Pass
6**	17387.063	42.11	4.00	--	42.11	AV	190.00	150	Horizontal	Pass

11ac40, Band II, 1 GHz to 18 GHz, Low channel, ANT V

No.	Frequency (MHz)	Results (dBuV/m)	Factor (dB)	Limit (dBuV/m)	Over Limit (dB)	Detector	Table (Degree)	Height (cm)	Antenna	Verdict
1	1510.000	37.02	-17.64	74.0	-36.98	Peak	159.00	150	Vertical	Pass
1**	1510.000	23.70	-17.64	54.0	-30.30	AV	159.00	150	Vertical	Pass
2	2786.500	43.36	-10.44	74.0	-30.64	Peak	180.00	150	Vertical	Pass
2**	2786.500	27.62	-10.44	54.0	-26.38	AV	180.00	150	Vertical	Pass
3	3834.000	47.48	-4.57	74.0	-26.52	Peak	201.00	150	Vertical	Pass
3**	3834.000	31.20	-4.57	54.0	-22.80	AV	201.00	150	Vertical	Pass
4	5268.000	90.17	-2.83	--	1.17	Peak	89.00	150	Vertical	N/A
4**	5268.000	83.09	-2.83	--	83.09	AV	89.00	150	Vertical	N/A
5	9091.562	50.29	-0.85	74.0	-23.71	Peak	104.00	150	Vertical	Pass
5**	9091.562	33.15	-0.85	54.0	-20.85	AV	104.00	150	Vertical	Pass
6	17426.438	59.06	4.66	68.2	-9.14	Peak	281.00	150	Vertical	Pass
6**	17426.438	43.03	4.66	--	43.03	AV	281.00	150	Vertical	Pass

11ac40, Band II, 1 GHz to 18 GHz, Low channel, ANT H

No.	Frequency (MHz)	Results (dBuV/m)	Factor (dB)	Limit (dBuV/m)	Over Limit (dB)	Detector	Table (Degree)	Height (cm)	Antenna	Verdict
1	1498.500	36.62	-17.52	74.0	-37.38	Peak	0.00	150	Horizontal	Pass
1**	1498.500	23.75	-17.52	54.0	-30.25	AV	0.00	150	Horizontal	Pass
2	2812.000	43.35	-10.31	74.0	-30.65	Peak	266.00	150	Horizontal	Pass
2**	2812.000	27.04	-10.31	54.0	-26.96	AV	266.00	150	Horizontal	Pass
3	4183.000	48.35	-4.61	74.0	-25.65	Peak	227.00	150	Horizontal	Pass
3**	4183.000	33.22	-4.61	54.0	-20.78	AV	227.00	150	Horizontal	Pass
4	5274.000	99.09	-2.73	--	-15.91	Peak	115.00	150	Horizontal	N/A
4**	5274.000	92.51	-2.73	--	92.51	AV	115.00	150	Horizontal	N/A
5	7523.250	48.45	-2.72	74.0	-25.55	Peak	138.00	150	Horizontal	Pass
5**	7523.250	32.74	-2.72	54.0	-21.26	AV	138.00	150	Horizontal	Pass
6	15621.750	56.05	2.60	74.0	-17.95	Peak	87.00	150	Horizontal	Pass
6**	15621.750	39.94	2.60	54.0	-14.06	AV	87.00	150	Horizontal	Pass

11ac40, Band II, 1 GHz to 18 GHz, High channel, ANT V

No.	Frequency (MHz)	Results (dBuV/m)	Factor (dB)	Limit (dBuV/m)	Over Limit (dB)	Detector	Table (Degree)	Height (cm)	Antenna	Verdict
1	1498.500	36.78	-17.52	74.0	-37.22	Peak	231.00	150	Vertical	Pass
1**	1498.500	23.68	-17.52	54.0	-30.32	AV	231.00	150	Vertical	Pass
2	2786.500	42.82	-10.44	74.0	-31.18	Peak	287.00	150	Vertical	Pass
2**	2786.500	27.56	-10.44	54.0	-26.44	AV	287.00	150	Vertical	Pass
3	4211.000	47.93	-4.98	74.0	-26.07	Peak	118.00	150	Vertical	Pass
3**	4211.000	32.46	-4.98	54.0	-21.54	AV	118.00	150	Vertical	Pass
4	5312.000	89.12	-2.87	--	21.12	Peak	68.00	150	Vertical	N/A
4**	5312.000	82.37	-2.87	--	82.37	AV	68.00	150	Vertical	N/A
5	8175.875	49.07	-1.87	74.0	-24.93	Peak	174.00	150	Vertical	Pass
5**	8175.875	33.14	-1.87	54.0	-20.86	AV	174.00	150	Vertical	Pass
6	15627.000	55.89	2.50	74.0	-18.11	Peak	164.00	150	Vertical	Pass
6**	15627.000	39.76	2.50	54.0	-14.24	AV	164.00	150	Vertical	Pass

11ac40, Band II, 1 GHz to 18 GHz, High channel, ANT H

No.	Frequency (MHz)	Results (dBuV/m)	Factor (dB)	Limit (dBuV/m)	Over Limit (dB)	Detector	Table (Degree)	Height (cm)	Antenna	Verdict
1	1502.000	36.45	-17.49	74.0	-37.55	Peak	360.00	150	Horizontal	Pass
1**	1502.000	23.62	-17.49	54.0	-30.38	AV	360.00	150	Horizontal	Pass
2	2785.500	43.44	-10.44	74.0	-30.56	Peak	23.00	150	Horizontal	Pass
2**	2785.500	27.52	-10.44	54.0	-26.48	AV	23.00	150	Horizontal	Pass
3	3663.000	47.27	-6.65	74.0	-26.73	Peak	329.00	150	Horizontal	Pass
3**	3663.000	31.47	-6.65	54.0	-22.53	AV	329.00	150	Horizontal	Pass
4	5307.000	99.96	-2.96	--	-36.04	Peak	136.00	150	Horizontal	N/A
4**	5307.000	91.95	-2.96	--	91.95	AV	136.00	150	Horizontal	N/A
5	12341.750	52.76	1.92	74.0	-21.24	Peak	265.00	150	Horizontal	Pass
5**	12341.750	36.22	1.92	54.0	-17.78	AV	265.00	150	Horizontal	Pass
6	15533.813	56.75	1.79	74.0	-17.25	Peak	0.00	150	Horizontal	Pass
6**	15533.813	39.29	1.79	54.0	-14.71	AV	0.00	150	Horizontal	Pass

11ac80, Band II, 1 GHz to 18 GHz, Middle channel, ANT V

No.	Frequency (MHz)	Results (dBuV/m)	Factor (dB)	Limit (dBuV/m)	Over Limit (dB)	Detector	Table (Degree)	Height (cm)	Antenna	Verdict
1	1399.000	37.24	-17.61	74.0	-36.76	Peak	175.00	150	Vertical	Pass
1**	1399.000	24.89	-17.61	54.0	-29.11	AV	175.00	150	Vertical	Pass
2	2850.000	43.71	-10.34	74.0	-30.29	Peak	230.00	150	Vertical	Pass
2**	2850.000	27.05	-10.34	54.0	-26.95	AV	230.00	150	Vertical	Pass
3	4270.000	49.40	-4.16	74.0	-24.60	Peak	346.00	150	Vertical	Pass
3**	4270.000	32.08	-4.16	54.0	-21.92	AV	346.00	150	Vertical	Pass
4	5287.000	86.38	-3.02	--	0.38	Peak	86.00	150	Vertical	N/A
4**	5287.000	78.90	-3.02	--	78.90	AV	86.00	150	Vertical	N/A
5	7645.437	49.93	-2.69	74.0	-24.07	Peak	86.00	150	Vertical	Pass
5**	7645.437	32.94	-2.69	54.0	-21.06	AV	86.00	150	Vertical	Pass
6	15506.250	56.14	2.04	74.0	-17.86	Peak	98.00	150	Vertical	Pass
6**	15506.250	40.00	2.04	54.0	-14.00	AV	98.00	150	Vertical	Pass

11ac80, Band II, 1 GHz to 18 GHz, Middle channel, ANT H

No.	Frequency (MHz)	Results (dBuV/m)	Factor (dB)	Limit (dBuV/m)	Over Limit (dB)	Detector	Table (Degree)	Height (cm)	Antenna	Verdict
1	1615.500	37.37	-17.77	74.0	-36.63	Peak	156.00	150	Horizontal	Pass
1**	1615.500	23.78	-17.77	54.0	-30.22	AV	156.00	150	Horizontal	Pass
2	2852.500	43.62	-10.14	74.0	-30.38	Peak	285.00	150	Horizontal	Pass
2**	2852.500	27.56	-10.14	54.0	-26.44	AV	285.00	150	Horizontal	Pass
3	4102.000	47.52	-5.34	74.0	-26.48	Peak	27.00	150	Horizontal	Pass
3**	4102.000	32.10	-5.34	54.0	-21.90	AV	27.00	150	Horizontal	Pass
4	5283.000	96.11	-3.01	--	-28.89	Peak	125.00	150	Horizontal	N/A
4**	5283.000	87.37	-3.01	--	87.37	AV	125.00	150	Horizontal	N/A
5	7688.563	49.02	-2.20	74.0	-24.98	Peak	354.00	150	Horizontal	Pass
5**	7688.563	32.93	-2.20	54.0	-21.07	AV	354.00	150	Horizontal	Pass
6	15910.500	56.17	1.15	74.0	-17.83	Peak	79.00	150	Horizontal	Pass
6**	15910.500	39.03	1.15	54.0	-14.97	AV	79.00	150	Horizontal	Pass

11a, Band III, 1 GHz to 18 GHz, Low channel, ANT V

No.	Frequency (MHz)	Results (dBuV/m)	Factor (dB)	Limit (dBuV/m)	Over Limit (dB)	Detector	Table (Degree)	Height (cm)	Antenna	Verdict
1	1360.000	37.37	-17.46	74.0	-36.63	Peak	228.00	150	Vertical	Pass
1**	1360.000	24.80	-17.46	54.0	-29.20	AV	228.00	150	Vertical	Pass
2	2786.000	43.46	-10.42	74.0	-30.54	Peak	-1.00	150	Vertical	Pass
2**	2786.000	26.85	-10.42	54.0	-27.15	AV	-1.00	150	Vertical	Pass
3	4705.000	49.78	-3.42	74.0	-24.22	Peak	146.00	150	Vertical	Pass
3**	4705.000	34.29	-3.42	54.0	-19.71	AV	146.00	150	Vertical	Pass
4	5501.000	94.52	-2.46	--	-201.48	Peak	296.00	150	Vertical	N/A
4**	5501.000	87.56	-2.46	--	87.56	AV	296.00	150	Vertical	N/A
5	7569.250	48.82	-2.86	74.0	-25.18	Peak	78.00	150	Vertical	Pass
5**	7569.250	32.41	-2.86	54.0	-21.59	AV	78.00	150	Vertical	Pass
6	15634.875	56.23	2.11	74.0	-17.77	Peak	361.00	150	Vertical	Pass
6**	15634.875	39.35	2.11	54.0	-14.65	AV	361.00	150	Vertical	Pass

11a, Band III, 1 GHz to 18 GHz, Low channel, ANT H

No.	Frequency (MHz)	Results (dBuV/m)	Factor (dB)	Limit (dBuV/m)	Over Limit (dB)	Detector	Table (Degree)	Height (cm)	Antenna	Verdict
1	1556.000	37.90	-17.47	74.0	-36.10	Peak	280.00	150	Horizontal	Pass
1**	1556.000	23.32	-17.47	54.0	-30.68	AV	280.00	150	Horizontal	Pass
2	2882.000	44.46	-10.25	74.0	-29.54	Peak	101.00	150	Horizontal	Pass
2**	2882.000	26.93	-10.25	54.0	-27.07	AV	101.00	150	Horizontal	Pass
3	4127.000	48.16	-4.98	74.0	-25.84	Peak	267.00	150	Horizontal	Pass
3**	4127.000	31.71	-4.98	54.0	-22.29	AV	267.00	150	Horizontal	Pass
4	5500.000	105.30	-2.43	--	-5.70	Peak	111.00	150	Horizontal	N/A
4**	5500.000	98.36	-2.43	--	98.36	AV	111.00	150	Horizontal	N/A
5	7504.563	48.88	-2.73	74.0	-25.12	Peak	127.00	150	Horizontal	Pass
5**	7504.563	32.69	-2.73	54.0	-21.31	AV	127.00	150	Horizontal	Pass
6	15462.938	56.16	2.11	74.0	-17.84	Peak	308.00	150	Horizontal	Pass
6**	15462.938	39.56	2.11	54.0	-14.44	AV	308.00	150	Horizontal	Pass

11a, Band III, 1 GHz to 18 GHz, Middle channel, ANT V

No.	Frequency (MHz)	Results (dBuV/m)	Factor (dB)	Limit (dBuV/m)	Over Limit (dB)	Detector	Table (Degree)	Height (cm)	Antenna	Verdict
1	1528.500	37.28	-17.63	74.0	-36.72	Peak	352.00	150	Vertical	Pass
1**	1528.500	23.69	-17.63	54.0	-30.31	AV	352.00	150	Vertical	Pass
2	2263.000	42.04	-12.90	74.0	-31.96	Peak	221.00	150	Vertical	Pass
2**	2263.000	25.99	-12.90	54.0	-28.01	AV	221.00	150	Vertical	Pass
3	3967.000	47.52	-5.13	74.0	-26.48	Peak	207.00	150	Vertical	Pass
3**	3967.000	30.63	-5.13	54.0	-23.37	AV	207.00	150	Vertical	Pass
4	5581.000	95.88	-2.41	--	-198.12	Peak	294.00	150	Vertical	N/A
4**	5581.000	88.15	-2.41	--	88.15	AV	294.00	150	Vertical	N/A
5	7610.937	50.00	-2.63	74.0	-24.00	Peak	361.00	150	Vertical	Pass
5**	7610.937	32.72	-2.63	54.0	-21.28	AV	361.00	150	Vertical	Pass
6	15788.438	56.44	2.54	74.0	-17.56	Peak	193.00	150	Vertical	Pass
6**	15788.438	39.93	2.54	54.0	-14.07	AV	193.00	150	Vertical	Pass

11a, Band III, 1 GHz to 18 GHz, Middle channel, ANT H

No.	Frequency (MHz)	Results (dBuV/m)	Factor (dB)	Limit (dBuV/m)	Over Limit (dB)	Detector	Table (Degree)	Height (cm)	Antenna	Verdict
1	1494.500	37.34	-17.50	74.0	-36.66	Peak	91.00	150	Horizontal	Pass
1**	1494.500	24.05	-17.50	54.0	-29.95	AV	91.00	150	Horizontal	Pass
2	2272.000	41.81	-12.92	74.0	-32.19	Peak	133.00	150	Horizontal	Pass
2**	2272.000	26.14	-12.92	54.0	-27.86	AV	133.00	150	Horizontal	Pass
3	4602.000	49.87	-3.52	74.0	-24.13	Peak	361.00	150	Horizontal	Pass
3**	4602.000	34.84	-3.52	54.0	-19.16	AV	361.00	150	Horizontal	Pass
4	5581.000	105.78	-2.41	--	-31.22	Peak	137.00	150	Horizontal	N/A
4**	5581.000	97.62	-2.41	--	97.62	AV	137.00	150	Horizontal	N/A
5	8220.438	49.10	-1.84	74.0	-24.90	Peak	-1.00	150	Horizontal	Pass
5**	8220.438	32.60	-1.84	54.0	-21.40	AV	-1.00	150	Horizontal	Pass
6	15801.562	56.05	3.06	74.0	-17.95	Peak	361.00	150	Horizontal	Pass
6**	15801.562	40.82	3.06	54.0	-13.18	AV	361.00	150	Horizontal	Pass

11a, Band III, 1 GHz to 18 GHz, High channel, ANT V

No.	Frequency (MHz)	Results (dBuV/m)	Factor (dB)	Limit (dBuV/m)	Over Limit (dB)	Detector	Table (Degree)	Height (cm)	Antenna	Verdict
1	1421.000	37.48	-17.44	74.0	-36.52	Peak	65.00	150	Vertical	Pass
1**	1421.000	23.90	-17.44	54.0	-30.10	AV	65.00	150	Vertical	Pass
2	2783.500	42.95	-10.49	74.0	-31.05	Peak	22.00	150	Vertical	Pass
2**	2783.500	27.19	-10.49	54.0	-26.81	AV	22.00	150	Vertical	Pass
3	4780.000	50.38	-2.39	74.0	-23.62	Peak	156.00	150	Vertical	Pass
3**	4780.000	33.17	-2.39	54.0	-20.83	AV	156.00	150	Vertical	Pass
4	5699.000	96.69	-1.99	--	11.69	Peak	85.00	150	Vertical	N/A
4**	5699.000	89.60	-1.99	--	89.60	AV	85.00	150	Vertical	N/A
5	8175.875	49.97	-1.87	74.0	-24.03	Peak	210.00	150	Vertical	Pass
5**	8175.875	34.12	-1.87	54.0	-19.88	AV	210.00	150	Vertical	Pass
6	15742.500	55.76	1.84	74.0	-18.24	Peak	130.00	150	Vertical	Pass
6**	15742.500	39.20	1.84	54.0	-14.80	AV	130.00	150	Vertical	Pass

11a, Band III, 1 GHz to 18 GHz, High channel, ANT H

No.	Frequency (MHz)	Results (dBuV/m)	Factor (dB)	Limit (dBuV/m)	Over Limit (dB)	Detector	Table (Degree)	Height (cm)	Antenna	Verdict
1	1549.500	36.94	-17.35	74.0	-37.06	Peak	52.00	150	Horizontal	Pass
1**	1549.500	24.43	-17.35	54.0	-29.57	AV	52.00	150	Horizontal	Pass
2	2771.000	42.81	-10.64	74.0	-31.19	Peak	360.00	150	Horizontal	Pass
2**	2771.000	26.67	-10.64	54.0	-27.33	AV	360.00	150	Horizontal	Pass
3	4691.000	49.73	-3.25	74.0	-24.27	Peak	40.00	150	Horizontal	Pass
3**	4691.000	34.82	-3.25	54.0	-19.18	AV	40.00	150	Horizontal	Pass
4	5702.000	106.40	-2.03	--	-22.60	Peak	129.00	150	Horizontal	N/A
4**	5702.000	99.72	-2.03	--	99.72	AV	129.00	150	Horizontal	N/A
5	7700.063	49.27	-2.63	74.0	-24.73	Peak	94.00	150	Horizontal	Pass
5**	7700.063	32.16	-2.63	54.0	-21.84	AV	94.00	150	Horizontal	Pass
6	15800.250	56.83	3.11	74.0	-17.17	Peak	41.00	150	Horizontal	Pass
6**	15800.250	40.59	3.11	54.0	-13.41	AV	41.00	150	Horizontal	Pass

11n20, Band III, 1 GHz to 18 GHz, Low channel, ANT V

No.	Frequency (MHz)	Results (dBuV/m)	Factor (dB)	Limit (dBuV/m)	Over Limit (dB)	Detector	Table (Degree)	Height (cm)	Antenna	Verdict
1	1583.500	37.54	-17.49	74.0	-36.46	Peak	72.00	150	Vertical	Pass
1**	1583.500	23.97	-17.49	54.0	-30.03	AV	72.00	150	Vertical	Pass
2	2727.000	43.10	-10.93	74.0	-30.90	Peak	210.00	150	Vertical	Pass
2**	2727.000	26.77	-10.93	54.0	-27.23	AV	210.00	150	Vertical	Pass
3	4651.000	49.37	-3.32	74.0	-24.63	Peak	165.00	150	Vertical	Pass
3**	4651.000	33.46	-3.32	54.0	-20.54	AV	165.00	150	Vertical	Pass
4	5501.000	94.21	-2.46	--	-194.79	Peak	289.00	150	Vertical	N/A
4**	5501.000	87.21	-2.46	--	87.21	AV	289.00	150	Vertical	N/A
5	7530.438	48.62	-2.27	74.0	-25.38	Peak	65.00	150	Vertical	Pass
5**	7530.438	32.70	-2.27	54.0	-21.30	AV	65.00	150	Vertical	Pass
6	15564.000	56.25	2.53	74.0	-17.75	Peak	275.00	150	Vertical	Pass
6**	15564.000	39.80	2.53	54.0	-14.20	AV	275.00	150	Vertical	Pass

11n20, Band III, 1 GHz to 18 GHz, Low channel, ANT H

No.	Frequency (MHz)	Results (dBuV/m)	Factor (dB)	Limit (dBuV/m)	Over Limit (dB)	Detector	Table (Degree)	Height (cm)	Antenna	Verdict
1	1529.000	36.97	-17.59	74.0	-37.03	Peak	66.00	150	Horizontal	Pass
1**	1529.000	25.03	-17.59	54.0	-28.97	AV	66.00	150	Horizontal	Pass
2	2788.000	42.95	-10.52	74.0	-31.05	Peak	36.00	150	Horizontal	Pass
2**	2788.000	27.14	-10.52	54.0	-26.86	AV	36.00	150	Horizontal	Pass
3	4685.000	49.93	-3.06	74.0	-24.07	Peak	26.00	150	Horizontal	Pass
3**	4685.000	33.73	-3.06	54.0	-20.27	AV	26.00	150	Horizontal	Pass
4	5502.000	104.80	-2.49	--	-27.20	Peak	132.00	150	Horizontal	N/A
4**	5502.000	97.91	-2.49	--	97.91	AV	132.00	150	Horizontal	N/A
5	7675.625	49.43	-2.29	74.0	-24.57	Peak	320.00	150	Horizontal	Pass
5**	7675.625	32.47	-2.29	54.0	-21.53	AV	320.00	150	Horizontal	Pass
6	15368.438	57.02	1.08	74.0	-16.98	Peak	176.00	150	Horizontal	Pass
6**	15368.438	39.51	1.08	54.0	-14.49	AV	176.00	150	Horizontal	Pass

11n20, Band III, 1 GHz to 18 GHz, Middle channel, ANT V

No.	Frequency (MHz)	Results (dBuV/m)	Factor (dB)	Limit (dBuV/m)	Over Limit (dB)	Detector	Table (Degree)	Height (cm)	Antenna	Verdict
1	1368.500	36.82	-17.54	74.0	-37.18	Peak	-1.00	150	Vertical	Pass
1**	1368.500	24.40	-17.54	54.0	-29.60	AV	-1.00	150	Vertical	Pass
2	2862.000	43.97	-10.38	74.0	-30.03	Peak	221.00	150	Vertical	Pass
2**	2862.000	27.42	-10.38	54.0	-26.58	AV	221.00	150	Vertical	Pass
3	4027.000	47.95	-4.58	74.0	-26.05	Peak	306.00	150	Vertical	Pass
3**	4027.000	31.28	-4.58	54.0	-22.72	AV	306.00	150	Vertical	Pass
4	5581.000	96.41	-2.41	--	-194.59	Peak	291.00	150	Vertical	N/A
4**	5581.000	88.65	-2.41	--	88.65	AV	291.00	150	Vertical	N/A
5	7550.562	48.69	-2.27	74.0	-25.31	Peak	333.00	150	Vertical	Pass
5**	7550.562	32.69	-2.27	54.0	-21.31	AV	333.00	150	Vertical	Pass
6	15749.063	56.12	1.89	74.0	-17.88	Peak	56.00	150	Vertical	Pass
6**	15749.063	39.61	1.89	54.0	-14.39	AV	56.00	150	Vertical	Pass

11n20, Band III, 1 GHz to 18 GHz, Middle channel, ANT H

No.	Frequency (MHz)	Results (dBuV/m)	Factor (dB)	Limit (dBuV/m)	Over Limit (dB)	Detector	Table (Degree)	Height (cm)	Antenna	Verdict
1	1403.000	37.35	-17.51	74.0	-36.65	Peak	236.00	150	Horizontal	Pass
1**	1403.000	23.21	-17.51	54.0	-30.79	AV	236.00	150	Horizontal	Pass
2	2719.500	43.21	-11.06	74.0	-30.79	Peak	284.00	150	Horizontal	Pass
2**	2719.500	26.73	-11.06	54.0	-27.27	AV	284.00	150	Horizontal	Pass
3	5092.000	51.04	-2.31	74.0	-22.96	Peak	200.00	150	Horizontal	Pass
3**	5092.000	35.62	-2.31	54.0	-18.38	AV	200.00	150	Horizontal	Pass
4	5581.000	105.67	-2.41	--	-126.33	Peak	232.00	150	Horizontal	N/A
4**	5581.000	97.80	-2.41	--	97.80	AV	232.00	150	Horizontal	N/A
5	7326.312	49.41	-3.15	74.0	-24.59	Peak	134.00	150	Horizontal	Pass
5**	7326.312	32.13	-3.15	54.0	-21.87	AV	134.00	150	Horizontal	Pass
6	15525.937	56.64	2.39	74.0	-17.36	Peak	268.00	150	Horizontal	Pass
6**	15525.937	39.94	2.39	54.0	-14.06	AV	268.00	150	Horizontal	Pass

11n20, Band III, 1 GHz to 18 GHz, High channel, ANT V

No.	Frequency (MHz)	Results (dBuV/m)	Factor (dB)	Limit (dBuV/m)	Over Limit (dB)	Detector	Table (Degree)	Height (cm)	Antenna	Verdict
1	1479.000	37.29	-17.56	74.0	-36.71	Peak	-1.00	150	Vertical	Pass
1**	1479.000	24.35	-17.56	54.0	-29.65	AV	-1.00	150	Vertical	Pass
2	2810.500	43.51	-10.32	74.0	-30.49	Peak	217.00	150	Vertical	Pass
2**	2810.500	26.82	-10.32	54.0	-27.18	AV	217.00	150	Vertical	Pass
3	3837.000	47.69	-4.60	74.0	-26.31	Peak	291.00	150	Vertical	Pass
3**	3837.000	31.12	-4.60	54.0	-22.88	AV	291.00	150	Vertical	Pass
4	5699.000	96.27	-1.99	--	-194.73	Peak	291.00	150	Vertical	N/A
4**	5699.000	89.34	-1.99	--	89.34	AV	291.00	150	Vertical	N/A
5	7329.187	49.54	-3.00	74.0	-24.46	Peak	331.00	150	Vertical	Pass
5**	7329.187	32.68	-3.00	54.0	-21.32	AV	331.00	150	Vertical	Pass
6	16188.750	57.07	2.68	74.0	-16.93	Peak	60.00	150	Vertical	Pass
6**	16188.750	40.03	2.68	54.0	-13.97	AV	60.00	150	Vertical	Pass

11n20, Band III, 1 GHz to 18 GHz, High channel, ANT H

No.	Frequency (MHz)	Results (dBuV/m)	Factor (dB)	Limit (dBuV/m)	Over Limit (dB)	Detector	Table (Degree)	Height (cm)	Antenna	Verdict
1	1494.000	37.09	-17.50	74.0	-36.91	Peak	89.00	150	Horizontal	Pass
1**	1494.000	24.07	-17.50	54.0	-29.93	AV	89.00	150	Horizontal	Pass
2	2782.000	43.59	-10.51	74.0	-30.41	Peak	333.00	150	Horizontal	Pass
2**	2782.000	27.19	-10.51	54.0	-26.81	AV	333.00	150	Horizontal	Pass
3	4658.000	49.65	-3.25	74.0	-24.35	Peak	361.00	150	Horizontal	Pass
3**	4658.000	33.45	-3.25	54.0	-20.55	AV	361.00	150	Horizontal	Pass
4	5697.000	106.00	-2.06	--	-33.00	Peak	139.00	150	Horizontal	N/A
4**	5697.000	97.69	-2.06	--	97.69	AV	139.00	150	Horizontal	N/A
5	8336.875	49.22	-1.17	74.0	-24.78	Peak	331.00	150	Horizontal	Pass
5**	8336.875	33.84	-1.17	54.0	-20.16	AV	331.00	150	Horizontal	Pass
6	15491.812	55.76	1.58	74.0	-18.24	Peak	25.00	150	Horizontal	Pass
6**	15491.812	39.14	1.58	54.0	-14.86	AV	25.00	150	Horizontal	Pass

11n40, Band III, 1 GHz to 18 GHz, Low channel, ANT V

No.	Frequency (MHz)	Results (dBuV/m)	Factor (dB)	Limit (dBuV/m)	Over Limit (dB)	Detector	Table (Degree)	Height (cm)	Antenna	Verdict
1	1532.000	37.45	-17.49	74.0	-36.55	Peak	260.00	150	Vertical	Pass
1**	1532.000	23.60	-17.49	54.0	-30.40	AV	260.00	150	Vertical	Pass
2	2763.500	42.99	-10.78	74.0	-31.01	Peak	193.00	150	Vertical	Pass
2**	2763.500	26.78	-10.78	54.0	-27.22	AV	193.00	150	Vertical	Pass
3	3835.000	47.50	-4.54	74.0	-26.50	Peak	182.00	150	Vertical	Pass
3**	3835.000	31.60	-4.54	54.0	-22.40	AV	182.00	150	Vertical	Pass
4	5508.000	91.26	-2.33	--	-207.74	Peak	299.00	150	Vertical	N/A
4**	5508.000	84.86	-2.33	--	84.86	AV	299.00	150	Vertical	N/A
5	9426.500	50.08	-0.46	74.0	-23.92	Peak	264.00	150	Vertical	Pass
5**	9426.500	34.14	-0.46	54.0	-19.86	AV	264.00	150	Vertical	Pass
6	16163.812	56.25	2.27	74.0	-17.75	Peak	361.00	150	Vertical	Pass
6**	16163.812	40.12	2.27	54.0	-13.88	AV	361.00	150	Vertical	Pass

11n40, Band III, 1 GHz to 18 GHz, Low channel, ANT H

No.	Frequency (MHz)	Results (dBuV/m)	Factor (dB)	Limit (dBuV/m)	Over Limit (dB)	Detector	Table (Degree)	Height (cm)	Antenna	Verdict
1	1539.500	37.81	-17.65	74.0	-36.19	Peak	300.00	150	Horizontal	Pass
1**	1539.500	23.84	-17.65	54.0	-30.16	AV	300.00	150	Horizontal	Pass
2	2768.500	43.46	-10.76	74.0	-30.54	Peak	2.00	150	Horizontal	Pass
2**	2768.500	27.17	-10.76	54.0	-26.83	AV	2.00	150	Horizontal	Pass
3	3828.000	46.65	-4.68	74.0	-27.35	Peak	113.00	150	Horizontal	Pass
3**	3828.000	30.77	-4.68	54.0	-23.23	AV	113.00	150	Horizontal	Pass
4	5508.000	101.04	-2.33	--	-28.96	Peak	130.00	150	Horizontal	N/A
4**	5508.000	94.51	-2.33	--	94.51	AV	130.00	150	Horizontal	N/A
5	9098.750	50.54	-0.75	74.0	-23.46	Peak	300.00	150	Horizontal	Pass
5**	9098.750	33.47	-0.75	54.0	-20.53	AV	300.00	150	Horizontal	Pass
6	11358.500	52.95	0.09	74.0	-21.05	Peak	361.00	150	Horizontal	Pass
6**	11358.500	34.68	0.09	54.0	-19.32	AV	361.00	150	Horizontal	Pass

11n40, Band III, 1 GHz to 18 GHz, Middle channel, ANT V

No.	Frequency (MHz)	Results (dBuV/m)	Factor (dB)	Limit (dBuV/m)	Over Limit (dB)	Detector	Table (Degree)	Height (cm)	Antenna	Verdict
1	1539.500	36.75	-17.65	74.0	-37.25	Peak	-1.00	150	Vertical	Pass
1**	1539.500	23.63	-17.65	54.0	-30.37	AV	-1.00	150	Vertical	Pass
2	2807.000	43.62	-10.36	74.0	-30.38	Peak	20.00	150	Vertical	Pass
2**	2807.000	26.74	-10.36	54.0	-27.26	AV	20.00	150	Vertical	Pass
3	4743.000	50.14	-3.63	74.0	-23.86	Peak	270.00	150	Vertical	Pass
3**	4743.000	33.39	-3.63	54.0	-20.61	AV	270.00	150	Vertical	Pass
4	5586.000	92.95	-2.47	--	-194.05	Peak	287.00	150	Vertical	N/A
4**	5586.000	85.44	-2.47	--	85.44	AV	287.00	150	Vertical	N/A
5	7513.187	48.50	-2.47	74.0	-25.50	Peak	127.00	150	Vertical	Pass
5**	7513.187	32.42	-2.47	54.0	-21.58	AV	127.00	150	Vertical	Pass
6	15785.813	56.16	2.39	74.0	-17.84	Peak	83.00	150	Vertical	Pass
6**	15785.813	39.84	2.39	54.0	-14.16	AV	83.00	150	Vertical	Pass

11n40, Band III, 1 GHz to 18 GHz, Middle channel, ANT H

No.	Frequency (MHz)	Results (dBuV/m)	Factor (dB)	Limit (dBuV/m)	Over Limit (dB)	Detector	Table (Degree)	Height (cm)	Antenna	Verdict
1	1585.500	36.94	-17.46	74.0	-37.06	Peak	156.00	150	Horizontal	Pass
1**	1585.500	23.91	-17.46	54.0	-30.09	AV	156.00	150	Horizontal	Pass
2	2788.000	43.11	-10.52	74.0	-30.89	Peak	-1.00	150	Horizontal	Pass
2**	2788.000	27.42	-10.52	54.0	-26.58	AV	-1.00	150	Horizontal	Pass
3	4199.000	48.42	-4.48	74.0	-25.58	Peak	250.00	150	Horizontal	Pass
3**	4199.000	32.73	-4.48	54.0	-21.27	AV	250.00	150	Horizontal	Pass
4	5597.000	100.72	-2.54	--	-64.28	Peak	165.00	150	Horizontal	N/A
4**	5597.000	93.71	-2.54	--	93.71	AV	165.00	150	Horizontal	N/A
5	11249.250	51.86	-0.15	74.0	-22.14	Peak	332.00	150	Horizontal	Pass
5**	11249.250	35.01	-0.15	54.0	-18.99	AV	332.00	150	Horizontal	Pass
6	16187.437	56.71	2.66	74.0	-17.29	Peak	29.00	150	Horizontal	Pass
6**	16187.437	40.01	2.66	54.0	-13.99	AV	29.00	150	Horizontal	Pass

11n40, Band III, 1 GHz to 18 GHz, High channel, ANT V

No.	Frequency (MHz)	Results (dBuV/m)	Factor (dB)	Limit (dBuV/m)	Over Limit (dB)	Detector	Table (Degree)	Height (cm)	Antenna	Verdict
1	1480.000	37.30	-17.56	74.0	-36.70	Peak	98.00	150	Vertical	Pass
1**	1480.000	25.53	-17.56	54.0	-28.47	AV	98.00	150	Vertical	Pass
2	2844.500	43.22	-10.36	74.0	-30.78	Peak	257.00	150	Vertical	Pass
2**	2844.500	31.02	-10.36	54.0	-22.98	AV	257.00	150	Vertical	Pass
3	4583.000	49.99	-3.35	74.0	-24.01	Peak	49.00	150	Vertical	Pass
3**	4583.000	34.42	-3.35	54.0	-19.58	AV	49.00	150	Vertical	Pass
4	5673.000	92.32	-2.16	--	-183.68	Peak	276.00	150	Vertical	N/A
4**	5673.000	85.80	-2.16	--	85.80	AV	276.00	150	Vertical	N/A
5	7300.438	48.82	-3.58	74.0	-25.18	Peak	84.00	150	Vertical	Pass
5**	7300.438	32.56	-3.58	54.0	-21.44	AV	84.00	150	Vertical	Pass
6	15797.625	57.51	3.00	74.0	-16.49	Peak	361.00	150	Vertical	Pass
6**	15797.625	40.99	3.00	54.0	-13.01	AV	361.00	150	Vertical	Pass

11n40, Band III, 1 GHz to 18 GHz, High channel, ANT H

No.	Frequency (MHz)	Results (dBuV/m)	Factor (dB)	Limit (dBuV/m)	Over Limit (dB)	Detector	Table (Degree)	Height (cm)	Antenna	Verdict
1	1492.500	37.12	-17.60	74.0	-36.88	Peak	207.00	150	Horizontal	Pass
1**	1492.500	23.91	-17.60	54.0	-30.09	AV	207.00	150	Horizontal	Pass
2	2865.500	44.07	-10.33	74.0	-29.93	Peak	190.00	150	Horizontal	Pass
2**	2865.500	27.74	-10.33	54.0	-26.26	AV	190.00	150	Horizontal	Pass
3	4988.000	50.34	-2.50	74.0	-23.66	Peak	188.00	150	Horizontal	Pass
3**	4988.000	34.16	-2.50	54.0	-19.84	AV	188.00	150	Horizontal	Pass
4	5673.000	102.09	-2.16	--	-15.91	Peak	118.00	150	Horizontal	N/A
4**	5673.000	95.02	-2.16	--	95.02	AV	118.00	150	Horizontal	N/A
5	8260.687	49.27	-1.80	74.0	-24.73	Peak	112.00	150	Horizontal	Pass
5**	8260.687	32.88	-1.80	54.0	-21.12	AV	112.00	150	Horizontal	Pass
6	17874.000	59.18	4.17	74.0	-14.82	Peak	181.00	150	Horizontal	Pass
6**	17874.000	42.21	4.17	54.0	-11.79	AV	181.00	150	Horizontal	Pass

11ac20, Band III, 1 GHz to 18 GHz, Low channel, ANT V

No.	Frequency (MHz)	Results (dBuV/m)	Factor (dB)	Limit (dBuV/m)	Over Limit (dB)	Detector	Table (Degree)	Height (cm)	Antenna	Verdict
1	1567.500	37.45	-17.71	74.0	-36.55	Peak	310.00	150	Vertical	Pass
1**	1567.500	24.56	-17.71	54.0	-29.44	AV	310.00	150	Vertical	Pass
2	2796.000	43.16	-10.60	74.0	-30.84	Peak	-1.00	150	Vertical	Pass
2**	2796.000	27.24	-10.60	54.0	-26.76	AV	-1.00	150	Vertical	Pass
3	4118.000	48.43	-4.92	74.0	-25.57	Peak	127.00	150	Vertical	Pass
3**	4118.000	32.50	-4.92	54.0	-21.50	AV	127.00	150	Vertical	Pass
4	5501.000	92.69	-2.46	--	-196.31	Peak	289.00	150	Vertical	N/A
4**	5501.000	84.92	-2.46	--	84.92	AV	289.00	150	Vertical	N/A
5	8335.437	49.62	-1.17	74.0	-24.38	Peak	221.00	150	Vertical	Pass
5**	8335.437	32.98	-1.17	54.0	-21.02	AV	221.00	150	Vertical	Pass
6	15352.688	56.43	1.64	74.0	-17.57	Peak	104.00	150	Vertical	Pass
6**	15352.688	39.77	1.64	54.0	-14.23	AV	104.00	150	Vertical	Pass

11ac20, Band III, 1 GHz to 18 GHz, Low channel, ANT H

No.	Frequency (MHz)	Results (dBuV/m)	Factor (dB)	Limit (dBuV/m)	Over Limit (dB)	Detector	Table (Degree)	Height (cm)	Antenna	Verdict
1	1495.000	37.15	-17.50	74.0	-36.85	Peak	163.00	150	Horizontal	Pass
1**	1495.000	24.62	-17.50	54.0	-29.38	AV	163.00	150	Horizontal	Pass
2	2781.500	43.55	-10.53	74.0	-30.45	Peak	235.00	150	Horizontal	Pass
2**	2781.500	27.52	-10.53	54.0	-26.48	AV	235.00	150	Horizontal	Pass
3	4622.000	49.97	-3.81	74.0	-24.03	Peak	170.00	150	Horizontal	Pass
3**	4622.000	34.16	-3.81	54.0	-19.84	AV	170.00	150	Horizontal	Pass
4	5502.000	103.12	-2.49	--	-12.88	Peak	116.00	150	Horizontal	N/A
4**	5502.000	95.85	-2.49	--	95.85	AV	116.00	150	Horizontal	N/A
5	7553.438	50.00	-2.41	74.0	-24.00	Peak	311.00	150	Horizontal	Pass
5**	7553.438	33.34	-2.41	54.0	-20.66	AV	311.00	150	Horizontal	Pass
6	15788.438	56.34	2.54	74.0	-17.66	Peak	66.00	150	Horizontal	Pass
6**	15788.438	40.27	2.54	54.0	-13.73	AV	66.00	150	Horizontal	Pass

11ac20, Band III, 1 GHz to 18 GHz, Middle channel, ANT V

No.	Frequency (MHz)	Results (dBuV/m)	Factor (dB)	Limit (dBuV/m)	Over Limit (dB)	Detector	Table (Degree)	Height (cm)	Antenna	Verdict
1	1469.500	37.20	-17.61	74.0	-36.80	Peak	305.00	150	Vertical	Pass
1**	1469.500	25.09	-17.61	54.0	-28.91	AV	305.00	150	Vertical	Pass
2	2787.500	43.97	-10.49	74.0	-30.03	Peak	250.00	150	Vertical	Pass
2**	2787.500	27.98	-10.49	54.0	-26.02	AV	250.00	150	Vertical	Pass
3	4797.000	49.93	-2.42	74.0	-24.07	Peak	74.00	150	Vertical	Pass
3**	4797.000	33.57	-2.42	54.0	-20.43	AV	74.00	150	Vertical	Pass
4	5582.000	93.63	-2.37	--	-199.37	Peak	293.00	150	Vertical	N/A
4**	5582.000	87.17	-2.37	--	87.17	AV	293.00	150	Vertical	N/A
5	12037.000	53.39	1.16	74.0	-20.61	Peak	329.00	150	Vertical	Pass
5**	12037.000	35.51	1.16	54.0	-18.49	AV	329.00	150	Vertical	Pass
6	17876.625	58.68	4.17	74.0	-15.32	Peak	146.00	150	Vertical	Pass
6**	17876.625	43.03	4.17	54.0	-10.97	AV	146.00	150	Vertical	Pass

11ac20, Band III, 1 GHz to 18 GHz, Middle channel, ANT H

No.	Frequency (MHz)	Results (dBuV/m)	Factor (dB)	Limit (dBuV/m)	Over Limit (dB)	Detector	Table (Degree)	Height (cm)	Antenna	Verdict
1	1541.500	36.98	-17.70	74.0	-37.02	Peak	158.00	150	Horizontal	Pass
1**	1541.500	24.05	-17.70	54.0	-29.95	AV	158.00	150	Horizontal	Pass
2	2882.500	43.68	-10.26	74.0	-30.32	Peak	47.00	150	Horizontal	Pass
2**	2882.500	27.31	-10.26	54.0	-26.69	AV	47.00	150	Horizontal	Pass
3	3840.000	47.83	-4.68	74.0	-26.17	Peak	361.00	150	Horizontal	Pass
3**	3840.000	30.84	-4.68	54.0	-23.16	AV	361.00	150	Horizontal	Pass
4	5581.000	103.50	-2.41	--	-41.50	Peak	145.00	150	Horizontal	N/A
4**	5581.000	95.11	-2.41	--	95.11	AV	145.00	150	Horizontal	N/A
5	8334.000	49.46	-1.15	74.0	-24.54	Peak	290.00	150	Horizontal	Pass
5**	8334.000	32.71	-1.15	54.0	-21.29	AV	290.00	150	Horizontal	Pass
6	15586.312	56.05	2.22	74.0	-17.95	Peak	319.00	150	Horizontal	Pass
6**	15586.312	39.95	2.22	54.0	-14.05	AV	319.00	150	Horizontal	Pass

11ac20, Band III, 1 GHz to 18 GHz, High channel, ANT V

No.	Frequency (MHz)	Results (dBuV/m)	Factor (dB)	Limit (dBuV/m)	Over Limit (dB)	Detector	Table (Degree)	Height (cm)	Antenna	Verdict
1	1363.000	37.08	-17.47	74.0	-36.92	Peak	113.00	150	Vertical	Pass
1**	1363.000	25.20	-17.47	54.0	-28.80	AV	113.00	150	Vertical	Pass
2	2798.500	43.40	-10.52	74.0	-30.60	Peak	286.00	150	Vertical	Pass
2**	2798.500	27.22	-10.52	54.0	-26.78	AV	286.00	150	Vertical	Pass
3	3846.000	48.40	-5.33	74.0	-25.60	Peak	324.00	150	Vertical	Pass
3**	3846.000	30.43	-5.33	54.0	-23.57	AV	324.00	150	Vertical	Pass
4	5701.000	94.30	-2.02	--	60.30	Peak	34.00	150	Vertical	N/A
4**	5701.000	86.51	-2.02	--	86.51	AV	34.00	150	Vertical	N/A
5	11727.938	53.14	1.32	74.0	-20.86	Peak	19.00	150	Vertical	Pass
5**	11727.938	36.32	1.32	54.0	-17.68	AV	19.00	150	Vertical	Pass
6	15774.000	56.03	1.81	74.0	-17.97	Peak	149.00	150	Vertical	Pass
6**	15774.000	39.35	1.81	54.0	-14.65	AV	149.00	150	Vertical	Pass

11ac20, Band III, 1 GHz to 18 GHz, High channel, ANT H

No.	Frequency (MHz)	Results (dBuV/m)	Factor (dB)	Limit (dBuV/m)	Over Limit (dB)	Detector	Table (Degree)	Height (cm)	Antenna	Verdict
1	1549.500	37.73	-17.35	74.0	-36.27	Peak	327.00	150	Horizontal	Pass
1**	1549.500	24.10	-17.35	54.0	-29.90	AV	327.00	150	Horizontal	Pass
2	2808.500	43.89	-10.35	74.0	-30.11	Peak	96.00	150	Horizontal	Pass
2**	2808.500	26.90	-10.35	54.0	-27.10	AV	96.00	150	Horizontal	Pass
3	4973.000	50.71	-2.86	74.0	-23.29	Peak	156.00	150	Horizontal	Pass
3**	4973.000	34.10	-2.86	54.0	-19.90	AV	156.00	150	Horizontal	Pass
4	5699.000	103.81	-1.99	--	-52.19	Peak	156.00	150	Horizontal	N/A
4**	5699.000	96.86	-1.99	--	96.86	AV	156.00	150	Horizontal	N/A
5	8256.375	49.87	-1.37	74.0	-24.13	Peak	-1.00	150	Horizontal	Pass
5**	8256.375	32.97	-1.37	54.0	-21.03	AV	-1.00	150	Horizontal	Pass
6	15627.000	56.31	2.50	74.0	-17.69	Peak	293.00	150	Horizontal	Pass
6**	15627.000	40.14	2.50	54.0	-13.86	AV	293.00	150	Horizontal	Pass

11ac40, Band III, 1 GHz to 18 GHz, Low channel, ANT V

No.	Frequency (MHz)	Results (dBuV/m)	Factor (dB)	Limit (dBuV/m)	Over Limit (dB)	Detector	Table (Degree)	Height (cm)	Antenna	Verdict
1	1599.000	37.87	-17.67	74.0	-36.13	Peak	307.00	150	Vertical	Pass
1**	1599.000	25.52	-17.67	54.0	-28.48	AV	307.00	150	Vertical	Pass
2	2805.500	43.22	-10.49	74.0	-30.78	Peak	326.00	150	Vertical	Pass
2**	2805.500	27.15	-10.49	54.0	-26.85	AV	326.00	150	Vertical	Pass
3	3955.000	47.12	-4.74	74.0	-26.88	Peak	132.00	150	Vertical	Pass
3**	3955.000	31.31	-4.74	54.0	-22.69	AV	132.00	150	Vertical	Pass
4	5507.000	87.51	-2.41	--	-179.49	Peak	267.00	150	Vertical	N/A
4**	5507.000	80.08	-2.41	--	80.08	AV	267.00	150	Vertical	N/A
5	7383.813	49.23	-3.34	74.0	-24.77	Peak	231.00	150	Vertical	Pass
5**	7383.813	32.47	-3.34	54.0	-21.53	AV	231.00	150	Vertical	Pass
6	15802.875	57.33	3.01	74.0	-16.67	Peak	246.00	150	Vertical	Pass
6**	15802.875	40.36	3.01	54.0	-13.64	AV	246.00	150	Vertical	Pass

11ac40, Band III, 1 GHz to 18 GHz, Low channel, ANT H

No.	Frequency (MHz)	Results (dBuV/m)	Factor (dB)	Limit (dBuV/m)	Over Limit (dB)	Detector	Table (Degree)	Height (cm)	Antenna	Verdict
1	1485.000	37.03	-17.56	74.0	-36.97	Peak	329.00	150	Horizontal	Pass
1**	1485.000	24.15	-17.56	54.0	-29.85	AV	329.00	150	Horizontal	Pass
2	2787.500	43.51	-10.49	74.0	-30.49	Peak	173.00	150	Horizontal	Pass
2**	2787.500	26.94	-10.49	54.0	-27.06	AV	173.00	150	Horizontal	Pass
3	5507.000	98.39	-2.41	--	-31.61	Peak	130.00	150	Horizontal	N/A
3**	5507.000	90.55	-2.41	--	90.55	AV	130.00	150	Horizontal	N/A
4	4204.000	48.73	-4.68	74.0	-25.27	Peak	189.00	150	Horizontal	Pass
4**	4204.000	32.63	-4.68	54.0	-21.37	AV	189.00	150	Horizontal	Pass
5	7346.438	49.12	-3.31	74.0	-24.88	Peak	54.00	150	Horizontal	Pass
5**	7346.438	32.81	-3.31	54.0	-21.19	AV	54.00	150	Horizontal	Pass
6	15625.687	56.31	2.54	74.0	-17.69	Peak	265.00	150	Horizontal	Pass
6**	15625.687	40.21	2.54	54.0	-13.79	AV	265.00	150	Horizontal	Pass

11ac40, Band III, 1 GHz to 18 GHz, Middle channel, ANT V

No.	Frequency (MHz)	Results (dBuV/m)	Factor (dB)	Limit (dBuV/m)	Over Limit (dB)	Detector	Table (Degree)	Height (cm)	Antenna	Verdict
1	1474.500	36.92	-17.57	74.0	-37.08	Peak	136.00	150	Vertical	Pass
1**	1474.500	23.88	-17.57	54.0	-30.12	AV	136.00	150	Vertical	Pass
2	2831.000	43.47	-10.54	74.0	-30.53	Peak	361.00	150	Vertical	Pass
2**	2831.000	26.92	-10.54	54.0	-27.08	AV	361.00	150	Vertical	Pass
3	4060.000	47.50	-5.08	74.0	-26.50	Peak	183.00	150	Vertical	Pass
3**	4060.000	32.08	-5.08	54.0	-21.92	AV	183.00	150	Vertical	Pass
4	5587.000	89.06	-2.57	--	-193.94	Peak	283.00	150	Vertical	N/A
4**	5587.000	81.39	-2.57	--	81.39	AV	283.00	150	Vertical	N/A
5	9348.875	50.36	-1.07	74.0	-23.64	Peak	113.00	150	Vertical	Pass
5**	9348.875	33.70	-1.07	54.0	-20.30	AV	113.00	150	Vertical	Pass
6	15800.250	56.10	3.11	74.0	-17.90	Peak	224.00	150	Vertical	Pass
6**	15800.250	40.99	3.11	54.0	-13.01	AV	224.00	150	Vertical	Pass

11ac40, Band III, 1 GHz to 18 GHz, Middle channel, ANT H

No.	Frequency (MHz)	Results (dBuV/m)	Factor (dB)	Limit (dBuV/m)	Over Limit (dB)	Detector	Table (Degree)	Height (cm)	Antenna	Verdict
1	1483.000	37.05	-17.53	74.0	-36.95	Peak	301.00	150	Horizontal	Pass
1**	1483.000	25.18	-17.53	54.0	-28.82	AV	301.00	150	Horizontal	Pass
2	2840.000	43.85	-10.42	74.0	-30.15	Peak	159.00	150	Horizontal	Pass
2**	2840.000	27.50	-10.42	54.0	-26.50	AV	159.00	150	Horizontal	Pass
3	4960.000	51.02	-3.13	74.0	-22.98	Peak	328.00	150	Horizontal	Pass
3**	4960.000	33.98	-3.13	54.0	-20.02	AV	328.00	150	Horizontal	Pass
4	5594.000	98.11	-2.51	--	8.11	Peak	90.00	150	Horizontal	N/A
4**	5594.000	91.03	-2.51	--	91.03	AV	90.00	150	Horizontal	N/A
5	7514.625	48.72	-2.43	74.0	-25.28	Peak	203.00	150	Horizontal	Pass
5**	7514.625	33.08	-2.43	54.0	-20.92	AV	203.00	150	Horizontal	Pass
6	15755.625	56.30	1.77	74.0	-17.70	Peak	66.00	150	Horizontal	Pass
6**	15755.625	40.00	1.77	54.0	-14.00	AV	66.00	150	Horizontal	Pass

11ac40, Band III, 1 GHz to 18 GHz, High channel, ANT V

No.	Frequency (MHz)	Results (dBuV/m)	Factor (dB)	Limit (dBuV/m)	Over Limit (dB)	Detector	Table (Degree)	Height (cm)	Antenna	Verdict
1	1533.500	37.25	-17.51	74.0	-36.75	Peak	263.00	150	Vertical	Pass
1**	1533.500	24.57	-17.51	54.0	-29.43	AV	263.00	150	Vertical	Pass
2	2768.000	43.58	-10.76	74.0	-30.42	Peak	178.00	150	Vertical	Pass
2**	2768.000	27.34	-10.76	54.0	-26.66	AV	178.00	150	Vertical	Pass
3	4782.000	49.88	-2.42	74.0	-24.12	Peak	123.00	150	Vertical	Pass
3**	4782.000	35.53	-2.42	54.0	-18.47	AV	123.00	150	Vertical	Pass
4	5672.000	88.59	-2.26	--	-196.41	Peak	285.00	150	Vertical	N/A
4**	5672.000	81.55	-2.26	--	81.55	AV	285.00	150	Vertical	N/A
5	8174.437	49.23	-1.99	74.0	-24.77	Peak	361.00	150	Vertical	Pass
5**	8174.437	34.46	-1.99	54.0	-19.54	AV	361.00	150	Vertical	Pass
6	15789.750	56.19	2.62	74.0	-17.81	Peak	360.00	150	Vertical	Pass
6**	15789.750	40.18	2.62	54.0	-13.82	AV	360.00	150	Vertical	Pass

11ac40, Band III, 1 GHz to 18 GHz, High channel, ANT H

No.	Frequency (MHz)	Results (dBuV/m)	Factor (dB)	Limit (dBuV/m)	Over Limit (dB)	Detector	Table (Degree)	Height (cm)	Antenna	Verdict
1	1557.000	37.27	-17.54	74.0	-36.73	Peak	180.00	150	Horizontal	Pass
1**	1557.000	24.34	-17.54	54.0	-29.66	AV	180.00	150	Horizontal	Pass
2	4021.000	47.51	-4.76	74.0	-26.49	Peak	323.00	150	Horizontal	Pass
2**	4021.000	31.15	-4.76	54.0	-22.85	AV	323.00	150	Horizontal	Pass
3	4664.000	49.94	-3.20	74.0	-24.06	Peak	56.00	150	Horizontal	Pass
3**	4664.000	33.59	-3.20	54.0	-20.41	AV	56.00	150	Horizontal	Pass
4	5673.000	98.35	-2.16	--	-19.65	Peak	118.00	150	Horizontal	N/A
4**	5673.000	91.48	-2.16	--	91.48	AV	118.00	150	Horizontal	N/A
5	8336.875	49.80	-1.17	74.0	-24.20	Peak	264.00	150	Horizontal	Pass
5**	8336.875	33.35	-1.17	54.0	-20.65	AV	264.00	150	Horizontal	Pass
6	15750.375	56.39	1.88	74.0	-17.61	Peak	109.00	150	Horizontal	Pass
6**	15750.375	39.91	1.88	54.0	-14.09	AV	109.00	150	Horizontal	Pass

11ac80, Band III, 1 GHz to 18 GHz, Low channel, ANT V

No.	Frequency (MHz)	Results (dBuV/m)	Factor (dB)	Limit (dBuV/m)	Over Limit (dB)	Detector	Table (Degree)	Height (cm)	Antenna	Verdict
1	1504.000	37.36	-17.58	74.0	-36.64	Peak	1.00	150	Vertical	Pass
1**	1504.000	25.24	-17.58	54.0	-28.76	AV	1.00	150	Vertical	Pass
2	2852.500	44.16	-10.14	74.0	-29.84	Peak	289.00	150	Vertical	Pass
2**	2852.500	28.05	-10.14	54.0	-25.95	AV	289.00	150	Vertical	Pass
3	5543.000	85.07	-1.75	--	-192.93	Peak	278.00	150	Vertical	N/A
3**	5543.000	76.51	-1.75	--	76.51	AV	278.00	150	Vertical	N/A
4	4787.000	50.15	-2.35	74.0	-23.85	Peak	0.00	150	Vertical	Pass
4**	4787.000	34.96	-2.35	54.0	-19.04	AV	0.00	150	Vertical	Pass
5	8299.500	50.19	-1.59	74.0	-23.81	Peak	340.00	150	Vertical	Pass
5**	8299.500	33.03	-1.59	54.0	-20.97	AV	340.00	150	Vertical	Pass
6	16199.250	56.88	2.72	74.0	-17.12	Peak	228.00	150	Vertical	Pass
6**	16199.250	40.61	2.72	54.0	-13.39	AV	228.00	150	Vertical	Pass

11ac80, Band III, 1 GHz to 18 GHz, Low channel, ANT H

No.	Frequency (MHz)	Results (dBuV/m)	Factor (dB)	Limit (dBuV/m)	Over Limit (dB)	Detector	Table (Degree)	Height (cm)	Antenna	Verdict
1	1583.500	36.79	-17.49	74.0	-37.21	Peak	123.00	150	Horizontal	Pass
1**	1583.500	23.51	-17.49	54.0	-30.49	AV	123.00	150	Horizontal	Pass
2	2777.500	43.61	-10.57	74.0	-30.39	Peak	123.00	150	Horizontal	Pass
2**	2777.500	27.37	-10.57	54.0	-26.63	AV	123.00	150	Horizontal	Pass
3	4679.000	49.40	-3.21	74.0	-24.60	Peak	12.00	150	Horizontal	Pass
3**	4679.000	33.28	-3.21	54.0	-20.72	AV	12.00	150	Horizontal	Pass
4	5523.000	94.70	-2.25	--	-41.30	Peak	136.00	150	Horizontal	N/A
4**	5523.000	86.60	-2.25	--	86.60	AV	136.00	150	Horizontal	N/A
5	8338.313	49.23	-1.02	74.0	-24.77	Peak	110.00	150	Horizontal	Pass
5**	8338.313	33.77	-1.02	54.0	-20.23	AV	110.00	150	Horizontal	Pass
6	17461.875	59.25	3.86	68.2	-8.95	Peak	198.00	150	Horizontal	Pass
6**	17461.875	42.98	3.86	--	42.98	AV	198.00	150	Horizontal	Pass

11ac80, Band III, 1 GHz to 18 GHz, High channel, ANT V

No.	Frequency (MHz)	Results (dBuV/m)	Factor (dB)	Limit (dBuV/m)	Over Limit (dB)	Detector	Table (Degree)	Height (cm)	Antenna	Verdict
1	1548.500	36.98	-17.42	74.0	-37.02	Peak	169.00	150	Vertical	Pass
1**	1548.500	24.55	-17.42	54.0	-29.45	AV	169.00	150	Vertical	Pass
2	2806.500	43.10	-10.40	74.0	-30.90	Peak	128.00	150	Vertical	Pass
2**	2806.500	27.17	-10.40	54.0	-26.83	AV	128.00	150	Vertical	Pass
3	4658.000	49.85	-3.25	74.0	-24.15	Peak	135.00	150	Vertical	Pass
3**	4658.000	34.33	-3.25	54.0	-19.67	AV	135.00	150	Vertical	Pass
4	5603.000	85.38	-2.75	--	-195.62	Peak	281.00	150	Vertical	N/A
4**	5603.000	76.12	-2.75	--	76.12	AV	281.00	150	Vertical	N/A
5	7552.000	49.57	-2.37	74.0	-24.43	Peak	130.00	150	Vertical	Pass
5**	7552.000	33.05	-2.37	54.0	-20.95	AV	130.00	150	Vertical	Pass
6	15768.750	56.34	1.75	74.0	-17.66	Peak	35.00	150	Vertical	Pass
6**	15768.750	39.87	1.75	54.0	-14.13	AV	35.00	150	Vertical	Pass

11ac80, Band III, 1 GHz to 18 GHz, High channel, ANT H

No.	Frequency (MHz)	Results (dBuV/m)	Factor (dB)	Limit (dBuV/m)	Over Limit (dB)	Detector	Table (Degree)	Height (cm)	Antenna	Verdict
1	1496.000	37.06	-17.51	74.0	-36.94	Peak	329.00	150	Horizontal	Pass
1**	1496.000	23.91	-17.51	54.0	-30.09	AV	329.00	150	Horizontal	Pass
2	2847.500	43.70	-10.43	74.0	-30.30	Peak	265.00	150	Horizontal	Pass
2**	2847.500	26.89	-10.43	54.0	-27.11	AV	265.00	150	Horizontal	Pass
3	4210.000	48.48	-4.85	74.0	-25.52	Peak	0.00	150	Horizontal	Pass
3**	4210.000	33.25	-4.85	54.0	-20.75	AV	0.00	150	Horizontal	Pass
4	5616.000	94.25	-2.55	--	-13.75	Peak	108.00	150	Horizontal	N/A
4**	5616.000	86.12	-2.55	--	86.12	AV	108.00	150	Horizontal	N/A
5	8467.687	49.41	-1.23	74.0	-24.59	Peak	40.00	150	Horizontal	Pass
5**	8467.687	33.58	-1.23	54.0	-20.42	AV	40.00	150	Horizontal	Pass
6	16191.375	56.83	2.70	74.0	-17.17	Peak	85.00	150	Horizontal	Pass
6**	16191.375	40.75	2.70	54.0	-13.25	AV	85.00	150	Horizontal	Pass

11a, Band IV, 1 GHz to 18 GHz, Low channel, ANT V

No.	Frequency (MHz)	Results (dBuV/m)	Factor (dB)	Limit (dBuV/m)	Over Limit (dB)	Detector	Table (Degree)	Height (cm)	Antenna	Verdict
1	1389.000	36.63	-17.45	74.0	-37.37	Peak	213.00	150	Vertical	Pass
1**	1389.000	24.17	-17.45	54.0	-29.83	AV	213.00	150	Vertical	Pass
2	2720.500	43.02	-11.10	74.0	-30.98	Peak	0.00	150	Vertical	Pass
2**	2720.500	27.01	-11.10	54.0	-26.99	AV	0.00	150	Vertical	Pass
3	4085.000	47.22	-5.18	74.0	-26.78	Peak	49.00	150	Vertical	Pass
3**	4085.000	33.36	-5.18	54.0	-20.64	AV	49.00	150	Vertical	Pass
4	5747.000	97.04	-2.13	--	88.04	Peak	9.00	150	Vertical	N/A
4**	5747.000	90.65	-2.13	--	90.65	AV	9.00	150	Vertical	N/A
5	11900.438	52.17	2.23	74.0	-21.83	Peak	289.00	150	Vertical	Pass
5**	11900.438	36.06	2.23	54.0	-17.94	AV	289.00	150	Vertical	Pass
6	15691.312	56.20	1.84	74.0	-17.80	Peak	-1.00	150	Vertical	Pass
6**	15691.312	39.26	1.84	54.0	-14.74	AV	-1.00	150	Vertical	Pass

11a, Band IV, 1 GHz to 18 GHz, Low channel, ANT H

No.	Frequency (MHz)	Results (dBuV/m)	Factor (dB)	Limit (dBuV/m)	Over Limit (dB)	Detector	Table (Degree)	Height (cm)	Antenna	Verdict
1	1363.500	37.38	-17.49	74.0	-36.62	Peak	179.00	150	Horizontal	Pass
1**	1363.500	24.35	-17.49	54.0	-29.65	AV	179.00	150	Horizontal	Pass
2	2794.500	42.72	-10.72	74.0	-31.28	Peak	203.00	150	Horizontal	Pass
2**	2794.500	26.95	-10.72	54.0	-27.05	AV	203.00	150	Horizontal	Pass
3	4659.000	49.80	-3.21	74.0	-24.20	Peak	218.00	150	Horizontal	Pass
3**	4659.000	33.72	-3.21	54.0	-20.28	AV	218.00	150	Horizontal	Pass
4	5744.000	106.01	-2.03	--	-103.99	Peak	210.00	150	Horizontal	N/A
4**	5744.000	99.51	-2.03	--	99.51	AV	210.00	150	Horizontal	N/A
5	8305.250	49.51	-1.71	74.0	-24.49	Peak	3.00	150	Horizontal	Pass
5**	8305.250	32.97	-1.71	54.0	-21.03	AV	3.00	150	Horizontal	Pass
6	15625.687	56.77	2.54	74.0	-17.23	Peak	100.00	150	Horizontal	Pass
6**	15625.687	40.22	2.54	54.0	-13.78	AV	100.00	150	Horizontal	Pass

11a, Band IV, 1 GHz to 18 GHz, Middle channel, ANT V

No.	Frequency (MHz)	Results (dBuV/m)	Factor (dB)	Limit (dBuV/m)	Over Limit (dB)	Detector	Table (Degree)	Height (cm)	Antenna	Verdict
1	1554.000	36.88	-17.47	74.0	-37.12	Peak	248.00	150	Vertical	Pass
1**	1554.000	23.65	-17.47	54.0	-30.35	AV	248.00	150	Vertical	Pass
2	2776.500	43.17	-10.59	74.0	-30.83	Peak	40.00	150	Vertical	Pass
2**	2776.500	27.24	-10.59	54.0	-26.76	AV	40.00	150	Vertical	Pass
3	3905.000	47.45	-5.55	74.0	-26.55	Peak	10.00	150	Vertical	Pass
3**	3905.000	30.80	-5.55	54.0	-23.20	AV	10.00	150	Vertical	Pass
4	5786.000	97.28	-2.32	--	73.28	Peak	24.00	150	Vertical	N/A
4**	5786.000	89.46	-2.32	--	89.46	AV	24.00	150	Vertical	N/A
5	12149.125	53.80	0.85	74.0	-20.20	Peak	306.00	150	Vertical	Pass
5**	12149.125	35.35	0.85	54.0	-18.65	AV	306.00	150	Vertical	Pass
6	15583.688	56.64	2.37	74.0	-17.36	Peak	132.00	150	Vertical	Pass
6**	15583.688	39.91	2.37	54.0	-14.09	AV	132.00	150	Vertical	Pass

11a, Band IV, 1 GHz to 18 GHz, Middle channel, ANT H

No.	Frequency (MHz)	Results (dBuV/m)	Factor (dB)	Limit (dBuV/m)	Over Limit (dB)	Detector	Table (Degree)	Height (cm)	Antenna	Verdict
1	1346.500	36.64	-17.51	74.0	-37.36	Peak	0.00	150	Horizontal	Pass
1**	1346.500	24.22	-17.51	54.0	-29.78	AV	0.00	150	Horizontal	Pass
2	2795.500	43.39	-10.64	74.0	-30.61	Peak	39.00	150	Horizontal	Pass
2**	2795.500	26.97	-10.64	54.0	-27.03	AV	39.00	150	Horizontal	Pass
3	4289.000	48.87	-4.44	74.0	-25.13	Peak	264.00	150	Horizontal	Pass
3**	4289.000	33.50	-4.44	54.0	-20.50	AV	264.00	150	Horizontal	Pass
4	5786.000	105.92	-2.32	--	-216.08	Peak	322.00	150	Horizontal	N/A
4**	5786.000	98.25	-2.32	--	98.25	AV	322.00	150	Horizontal	N/A
5	11901.875	52.10	2.17	74.0	-21.90	Peak	46.00	150	Horizontal	Pass
5**	11901.875	36.43	2.17	54.0	-17.57	AV	46.00	150	Horizontal	Pass
6	15590.250	56.01	2.00	74.0	-17.99	Peak	7.00	150	Horizontal	Pass
6**	15590.250	39.54	2.00	54.0	-14.46	AV	7.00	150	Horizontal	Pass

11a, Band IV, 1 GHz to 18 GHz, High channel, ANT V

No.	Frequency (MHz)	Results (dBuV/m)	Factor (dB)	Limit (dBuV/m)	Over Limit (dB)	Detector	Table (Degree)	Height (cm)	Antenna	Verdict
1	1498.500	36.76	-17.52	74.0	-37.24	Peak	24.00	150	Vertical	Pass
1**	1498.500	24.04	-17.52	54.0	-29.96	AV	24.00	150	Vertical	Pass
2	2837.500	43.25	-10.41	74.0	-30.75	Peak	92.00	150	Vertical	Pass
2**	2837.500	27.36	-10.41	54.0	-26.64	AV	92.00	150	Vertical	Pass
3	3724.000	47.33	-6.40	74.0	-26.67	Peak	149.00	150	Vertical	Pass
3**	3724.000	30.41	-6.40	54.0	-23.59	AV	149.00	150	Vertical	Pass
4	5827.000	96.22	-1.87	--	96.22	Peak	0.00	150	Vertical	N/A
4**	5827.000	89.13	-1.87	--	89.13	AV	0.00	150	Vertical	N/A
5	10835.250	51.83	0.99	74.0	-22.17	Peak	295.00	150	Vertical	Pass
5**	10835.250	35.56	0.99	54.0	-18.44	AV	295.00	150	Vertical	Pass
6	15806.812	56.09	2.86	74.0	-17.91	Peak	128.00	150	Vertical	Pass
6**	15806.812	40.69	2.86	54.0	-13.31	AV	128.00	150	Vertical	Pass

11a, Band IV, 1 GHz to 18 GHz, High channel, ANT H

No.	Frequency (MHz)	Results (dBuV/m)	Factor (dB)	Limit (dBuV/m)	Over Limit (dB)	Detector	Table (Degree)	Height (cm)	Antenna	Verdict
1	1523.500	36.43	-17.63	74.0	-37.57	Peak	45.00	150	Horizontal	Pass
1**	1523.500	24.37	-17.63	54.0	-29.63	AV	45.00	150	Horizontal	Pass
2	2798.000	42.74	-10.53	74.0	-31.26	Peak	155.00	150	Horizontal	Pass
2**	2798.000	28.16	-10.53	54.0	-25.84	AV	155.00	150	Horizontal	Pass
3	4116.000	48.07	-5.05	74.0	-25.93	Peak	137.00	150	Horizontal	Pass
3**	4116.000	32.63	-5.05	54.0	-21.37	AV	137.00	150	Horizontal	Pass
4	5826.000	103.80	-1.96	--	-144.20	Peak	248.00	150	Horizontal	N/A
4**	5826.000	96.12	-1.96	--	96.12	AV	248.00	150	Horizontal	N/A
5	11456.250	51.69	0.23	74.0	-22.31	Peak	88.00	150	Horizontal	Pass
5**	11456.250	34.81	0.23	54.0	-19.19	AV	88.00	150	Horizontal	Pass
6	16183.500	57.55	2.62	74.0	-16.45	Peak	331.00	150	Horizontal	Pass
6**	16183.500	40.16	2.62	54.0	-13.84	AV	331.00	150	Horizontal	Pass

11n20, Band IV, 1 GHz to 18 GHz, Low channel, ANT V

No.	Frequency (MHz)	Results (dBuV/m)	Factor (dB)	Limit (dBuV/m)	Over Limit (dB)	Detector	Table (Degree)	Height (cm)	Antenna	Verdict
1	1334.000	38.06	-17.47	74.0	-35.94	Peak	152.00	150	Vertical	Pass
1**	1334.000	24.68	-17.47	54.0	-29.32	AV	152.00	150	Vertical	Pass
2	2780.000	42.85	-10.62	74.0	-31.15	Peak	117.00	150	Vertical	Pass
2**	2780.000	27.41	-10.62	54.0	-26.59	AV	117.00	150	Vertical	Pass
3	3862.000	46.83	-5.93	74.0	-27.17	Peak	90.00	150	Vertical	Pass
3**	3862.000	30.71	-5.93	54.0	-23.29	AV	90.00	150	Vertical	Pass
4	5744.000	96.62	-2.03	--	78.62	Peak	18.00	150	Vertical	N/A
4**	5744.000	89.84	-2.03	--	89.84	AV	18.00	150	Vertical	N/A
5	12219.563	52.10	1.64	74.0	-21.90	Peak	207.00	150	Vertical	Pass
5**	12219.563	36.46	1.64	54.0	-17.54	AV	207.00	150	Vertical	Pass
6	15796.312	56.04	2.93	74.0	-17.96	Peak	232.00	150	Vertical	Pass
6**	15796.312	40.11	2.93	54.0	-13.89	AV	232.00	150	Vertical	Pass

11n20, Band IV, 1 GHz to 18 GHz, Low channel, ANT H

No.	Frequency (MHz)	Results (dBuV/m)	Factor (dB)	Limit (dBuV/m)	Over Limit (dB)	Detector	Table (Degree)	Height (cm)	Antenna	Verdict
1	1501.500	37.00	-17.47	74.0	-37.00	Peak	237.00	150	Horizontal	Pass
1**	1501.500	23.66	-17.47	54.0	-30.34	AV	237.00	150	Horizontal	Pass
2	2781.500	43.06	-10.53	74.0	-30.94	Peak	224.00	150	Horizontal	Pass
2**	2781.500	26.94	-10.53	54.0	-27.06	AV	224.00	150	Horizontal	Pass
3	4123.000	48.04	-5.20	74.0	-25.96	Peak	115.00	150	Horizontal	Pass
3**	4123.000	32.08	-5.20	54.0	-21.92	AV	115.00	150	Horizontal	Pass
4	5744.000	105.45	-2.03	--	-113.55	Peak	219.00	150	Horizontal	N/A
4**	5744.000	98.48	-2.03	--	98.48	AV	219.00	150	Horizontal	N/A
5	11945.000	52.38	1.65	74.0	-21.62	Peak	214.00	150	Horizontal	Pass
5**	11945.000	35.99	1.65	54.0	-18.01	AV	214.00	150	Horizontal	Pass
6	15785.813	56.20	2.39	74.0	-17.80	Peak	0.00	150	Horizontal	Pass
6**	15785.813	40.15	2.39	54.0	-13.85	AV	0.00	150	Horizontal	Pass

11n20, Band IV, 1 GHz to 18 GHz, Middle channel, ANT V

No.	Frequency (MHz)	Results (dBuV/m)	Factor (dB)	Limit (dBuV/m)	Over Limit (dB)	Detector	Table (Degree)	Height (cm)	Antenna	Verdict
1	1534.500	36.96	-17.53	74.0	-37.04	Peak	70.00	150	Vertical	Pass
1**	1534.500	24.14	-17.53	54.0	-29.86	AV	70.00	150	Vertical	Pass
2	2738.000	42.82	-11.10	74.0	-31.18	Peak	126.00	150	Vertical	Pass
2**	2738.000	26.90	-11.10	54.0	-27.10	AV	126.00	150	Vertical	Pass
3	4141.000	47.18	-4.63	74.0	-26.82	Peak	344.00	150	Vertical	Pass
3**	4141.000	32.10	-4.63	54.0	-21.90	AV	344.00	150	Vertical	Pass
4	5786.000	97.12	-2.32	--	61.12	Peak	36.00	150	Vertical	N/A
4**	5786.000	89.10	-2.32	--	89.10	AV	36.00	150	Vertical	N/A
5	7646.875	49.08	-2.58	74.0	-24.92	Peak	164.00	150	Vertical	Pass
5**	7646.875	32.41	-2.58	54.0	-21.59	AV	164.00	150	Vertical	Pass
6	15760.874	55.49	1.76	74.0	-18.51	Peak	279.00	150	Vertical	Pass
6**	15760.874	39.93	1.76	54.0	-14.07	AV	279.00	150	Vertical	Pass

11n20, Band IV, 1 GHz to 18 GHz, Middle channel, ANT H

No.	Frequency (MHz)	Results (dBuV/m)	Factor (dB)	Limit (dBuV/m)	Over Limit (dB)	Detector	Table (Degree)	Height (cm)	Antenna	Verdict
1	1397.000	36.73	-17.49	74.0	-37.27	Peak	290.00	150	Horizontal	Pass
1**	1397.000	23.56	-17.49	54.0	-30.44	AV	290.00	150	Horizontal	Pass
2	2779.500	43.44	-10.63	74.0	-30.56	Peak	247.00	150	Horizontal	Pass
2**	2779.500	27.30	-10.63	54.0	-26.70	AV	247.00	150	Horizontal	Pass
3	4084.000	47.29	-5.21	74.0	-26.71	Peak	106.00	150	Horizontal	Pass
3**	4084.000	32.03	-5.21	54.0	-21.97	AV	106.00	150	Horizontal	Pass
4	5785.000	106.14	-2.33	--	-108.86	Peak	215.00	150	Horizontal	N/A
4**	5785.000	98.64	-2.33	--	98.64	AV	215.00	150	Horizontal	N/A
5	11943.562	52.08	1.69	74.0	-21.92	Peak	268.00	150	Horizontal	Pass
5**	11943.562	36.61	1.69	54.0	-17.39	AV	268.00	150	Horizontal	Pass
6	15809.438	55.73	2.75	74.0	-18.27	Peak	297.00	150	Horizontal	Pass
6**	15809.438	40.18	2.75	54.0	-13.82	AV	297.00	150	Horizontal	Pass

11n20, Band IV, 1 GHz to 18 GHz, High channel, ANT V

No.	Frequency (MHz)	Results (dBuV/m)	Factor (dB)	Limit (dBuV/m)	Over Limit (dB)	Detector	Table (Degree)	Height (cm)	Antenna	Verdict
1	1312.000	38.04	-17.29	74.0	-35.96	Peak	263.00	150	Vertical	Pass
1**	1312.000	24.35	-17.29	54.0	-29.65	AV	263.00	150	Vertical	Pass
2	2755.000	43.09	-10.69	74.0	-30.91	Peak	-1.00	150	Vertical	Pass
2**	2755.000	26.71	-10.69	54.0	-27.29	AV	-1.00	150	Vertical	Pass
3	4011.000	47.43	-4.84	74.0	-26.57	Peak	3.00	150	Vertical	Pass
3**	4011.000	31.49	-4.84	54.0	-22.51	AV	3.00	150	Vertical	Pass
4	5830.000	95.50	-1.82	--	95.50	Peak	0.00	150	Vertical	N/A
4**	5830.000	87.75	-1.82	--	87.75	AV	0.00	150	Vertical	N/A
5	11924.875	51.99	1.68	74.0	-22.01	Peak	360.00	150	Vertical	Pass
5**	11924.875	35.67	1.68	54.0	-18.33	AV	360.00	150	Vertical	Pass
6	15633.563	56.61	2.19	74.0	-17.39	Peak	276.00	150	Vertical	Pass
6**	15633.563	39.78	2.19	54.0	-14.22	AV	276.00	150	Vertical	Pass

11n20, Band IV, 1 GHz to 18 GHz, High channel, ANT H

No.	Frequency (MHz)	Results (dBuV/m)	Factor (dB)	Limit (dBuV/m)	Over Limit (dB)	Detector	Table (Degree)	Height (cm)	Antenna	Verdict
1	1467.500	37.43	-17.59	74.0	-36.57	Peak	96.00	150	Horizontal	Pass
1**	1467.500	23.86	-17.59	54.0	-30.14	AV	96.00	150	Horizontal	Pass
2	2713.500	43.24	-11.31	74.0	-30.76	Peak	43.00	150	Horizontal	Pass
2**	2713.500	26.64	-11.31	54.0	-27.36	AV	43.00	150	Horizontal	Pass
3	4051.000	47.32	-4.74	74.0	-26.68	Peak	48.00	150	Horizontal	Pass
3**	4051.000	32.48	-4.74	54.0	-21.52	AV	48.00	150	Horizontal	Pass
4	5826.000	103.42	-1.96	--	-111.58	Peak	215.00	150	Horizontal	N/A
4**	5826.000	96.13	-1.96	--	96.13	AV	215.00	150	Horizontal	N/A
5	11923.438	52.16	1.68	74.0	-21.84	Peak	253.00	150	Horizontal	Pass
5**	11923.438	35.93	1.68	54.0	-18.07	AV	253.00	150	Horizontal	Pass
6	16121.813	56.26	1.51	74.0	-17.74	Peak	108.00	150	Horizontal	Pass
6**	16121.813	39.09	1.51	54.0	-14.91	AV	108.00	150	Horizontal	Pass

11n40, Band IV, 1 GHz to 18 GHz, Low channel, ANT V

No.	Frequency (MHz)	Results (dBuV/m)	Factor (dB)	Limit (dBuV/m)	Over Limit (dB)	Detector	Table (Degree)	Height (cm)	Antenna	Verdict
1	1492.500	37.56	-17.60	74.0	-36.44	Peak	15.00	150	Vertical	Pass
1**	1492.500	24.87	-17.60	54.0	-29.13	AV	15.00	150	Vertical	Pass
2	2770.000	43.23	-10.71	74.0	-30.77	Peak	60.00	150	Vertical	Pass
2**	2770.000	27.14	-10.71	54.0	-26.86	AV	60.00	150	Vertical	Pass
3	4072.000	47.06	-5.18	74.0	-26.94	Peak	132.00	150	Vertical	Pass
3**	4072.000	31.64	-5.18	54.0	-22.36	AV	132.00	150	Vertical	Pass
4	5762.000	93.66	-1.87	--	93.66	Peak	0.00	150	Vertical	N/A
4**	5762.000	85.89	-1.87	--	85.89	AV	0.00	150	Vertical	N/A
5	11934.937	51.92	1.81	74.0	-22.08	Peak	287.00	150	Vertical	Pass
5**	11934.937	36.30	1.81	54.0	-17.70	AV	287.00	150	Vertical	Pass
6	15516.750	56.13	2.44	74.0	-17.87	Peak	64.00	150	Vertical	Pass
6**	15516.750	39.78	2.44	54.0	-14.22	AV	64.00	150	Vertical	Pass

11n40, Band IV, 1 GHz to 18 GHz, Low channel, ANT H

No.	Frequency (MHz)	Results (dBuV/m)	Factor (dB)	Limit (dBuV/m)	Over Limit (dB)	Detector	Table (Degree)	Height (cm)	Antenna	Verdict
1	1589.500	37.63	-17.51	74.0	-36.37	Peak	10.00	150	Horizontal	Pass
1**	1589.500	24.90	-17.51	54.0	-29.10	AV	10.00	150	Horizontal	Pass
2	2720.000	43.87	-11.10	74.0	-30.13	Peak	305.00	150	Horizontal	Pass
2**	2720.000	26.14	-11.10	54.0	-27.86	AV	305.00	150	Horizontal	Pass
3	4060.000	47.14	-5.08	74.0	-26.86	Peak	323.00	150	Horizontal	Pass
3**	4060.000	32.20	-5.08	54.0	-21.80	AV	323.00	150	Horizontal	Pass
4	5752.000	101.51	-2.05	--	-112.49	Peak	214.00	150	Horizontal	Pass
4**	5752.000	94.59	-2.05	--	94.59	AV	214.00	150	Horizontal	N/A
5	11232.000	51.16	-0.09	74.0	-22.84	Peak	181.00	150	Horizontal	N/A
5**	11232.000	34.99	-0.09	54.0	-19.01	AV	181.00	150	Horizontal	Pass
6	15436.687	55.73	2.07	74.0	-18.27	Peak	152.00	150	Horizontal	Pass
6**	15436.687	39.72	2.07	54.0	-14.28	AV	152.00	150	Horizontal	Pass

11n40, Band IV, 1 GHz to 18 GHz, High channel, ANT V

No.	Frequency (MHz)	Results (dBuV/m)	Factor (dB)	Limit (dBuV/m)	Over Limit (dB)	Detector	Table (Degree)	Height (cm)	Antenna	Verdict
1	1547.500	37.58	-17.51	74.0	-36.42	Peak	154.00	150	Vertical	Pass
1**	1547.500	24.82	-17.51	54.0	-29.18	AV	154.00	150	Vertical	Pass
2	2782.500	43.10	-10.50	74.0	-30.90	Peak	137.00	150	Vertical	Pass
2**	2782.500	27.39	-10.50	54.0	-26.61	AV	137.00	150	Vertical	Pass
3	4086.000	47.68	-5.10	74.0	-26.32	Peak	0.00	150	Vertical	Pass
3**	4086.000	32.18	-5.10	54.0	-21.82	AV	0.00	150	Vertical	Pass
4	5798.000	93.17	-2.58	--	93.17	Peak	0.00	150	Vertical	N/A
4**	5798.000	85.97	-2.58	--	85.97	AV	0.00	150	Vertical	N/A
5	8250.625	49.72	-1.37	74.0	-24.28	Peak	348.00	150	Vertical	Pass
5**	8250.625	33.08	-1.37	54.0	-20.92	AV	348.00	150	Vertical	Pass
6	15447.187	56.60	2.25	74.0	-17.40	Peak	232.00	150	Vertical	Pass
6**	15447.187	39.64	2.25	54.0	-14.36	AV	232.00	150	Vertical	Pass

11n40, Band IV, 1 GHz to 18 GHz, High channel, ANT H

No.	Frequency (MHz)	Results (dBuV/m)	Factor (dB)	Limit (dBuV/m)	Over Limit (dB)	Detector	Table (Degree)	Height (cm)	Antenna	Verdict
1	1529.500	37.96	-17.55	74.0	-36.04	Peak	339.00	150	Horizontal	Pass
1**	1529.500	24.23	-17.55	54.0	-29.77	AV	339.00	150	Horizontal	Pass
2	2766.500	43.09	-10.78	74.0	-30.91	Peak	297.00	150	Horizontal	Pass
2**	2766.500	27.59	-10.78	54.0	-26.41	AV	297.00	150	Horizontal	Pass
3	3895.000	47.42	-5.47	74.0	-26.58	Peak	361.00	150	Horizontal	Pass
3**	3895.000	30.77	-5.47	54.0	-23.23	AV	361.00	150	Horizontal	Pass
4	5793.000	102.06	-2.59	--	-114.94	Peak	217.00	150	Horizontal	N/A
4**	5793.000	93.99	-2.59	--	93.99	AV	217.00	150	Horizontal	N/A
5	12279.937	54.32	2.09	74.0	-19.68	Peak	88.00	150	Horizontal	Pass
5**	12279.937	36.88	2.09	54.0	-17.12	AV	88.00	150	Horizontal	Pass
6	15798.938	56.20	3.06	74.0	-17.80	Peak	84.00	150	Horizontal	Pass
6**	15798.938	40.06	3.06	54.0	-13.94	AV	84.00	150	Horizontal	Pass

11ac20, Band IV, 1 GHz to 18 GHz, Low channel, ANT V

No.	Frequency (MHz)	Results (dBuV/m)	Factor (dB)	Limit (dBuV/m)	Over Limit (dB)	Detector	Table (Degree)	Height (cm)	Antenna	Verdict
1	1578.000	37.45	-17.68	74.0	-36.55	Peak	105.00	150	Vertical	Pass
1**	1578.000	24.18	-17.68	54.0	-29.82	AV	105.00	150	Vertical	Pass
2	2807.000	42.85	-10.36	74.0	-31.15	Peak	152.00	150	Vertical	Pass
2**	2807.000	27.15	-10.36	54.0	-26.85	AV	152.00	150	Vertical	Pass
3	4074.000	47.19	-5.30	74.0	-26.81	Peak	276.00	150	Vertical	Pass
3**	4074.000	31.96	-5.30	54.0	-22.04	AV	276.00	150	Vertical	Pass
4	5747.000	96.13	-2.13	--	81.13	Peak	15.00	150	Vertical	N/A
4**	5747.000	89.14	-2.13	--	89.14	AV	15.00	150	Vertical	N/A
5	12229.625	52.92	1.69	74.0	-21.08	Peak	4.00	150	Vertical	Pass
5**	12229.625	36.00	1.69	54.0	-18.00	AV	4.00	150	Vertical	Pass
6	15569.250	56.62	2.61	74.0	-17.38	Peak	361.00	150	Vertical	Pass
6**	15569.250	40.06	2.61	54.0	-13.94	AV	361.00	150	Vertical	Pass

11ac20, Band IV, 1 GHz to 18 GHz, Low channel, ANT H

No.	Frequency (MHz)	Results (dBuV/m)	Factor (dB)	Limit (dBuV/m)	Over Limit (dB)	Detector	Table (Degree)	Height (cm)	Antenna	Verdict
1	1408.000	36.95	-17.57	74.0	-37.05	Peak	304.00	150	Horizontal	Pass
1**	1408.000	24.21	-17.57	54.0	-29.79	AV	304.00	150	Horizontal	Pass
2	2760.000	42.65	-10.77	74.0	-31.35	Peak	157.00	150	Horizontal	Pass
2**	2760.000	26.83	-10.77	54.0	-27.17	AV	157.00	150	Horizontal	Pass
3	3996.000	47.87	-4.99	74.0	-26.13	Peak	68.00	150	Horizontal	Pass
3**	3996.000	30.99	-4.99	54.0	-23.01	AV	68.00	150	Horizontal	Pass
4	5746.000	103.79	-2.23	--	-223.21	Peak	327.00	150	Horizontal	N/A
4**	5746.000	95.72	-2.23	--	95.72	AV	327.00	150	Horizontal	N/A
5	10956.000	52.09	-0.01	74.0	-21.91	Peak	361.00	150	Horizontal	Pass
5**	10956.000	35.04	-0.01	54.0	-18.96	AV	361.00	150	Horizontal	Pass
6	15777.937	56.02	1.93	74.0	-17.98	Peak	0.00	150	Horizontal	Pass
6**	15777.937	39.37	1.93	54.0	-14.63	AV	0.00	150	Horizontal	Pass

11ac20, Band IV, 1 GHz to 18 GHz, Middle channel, ANT V

No.	Frequency (MHz)	Results (dBuV/m)	Factor (dB)	Limit (dBuV/m)	Over Limit (dB)	Detector	Table (Degree)	Height (cm)	Antenna	Verdict
1	1573.000	36.80	-17.58	74.0	-37.20	Peak	108.00	150	Vertical	Pass
1**	1573.000	24.76	-17.58	54.0	-29.24	AV	108.00	150	Vertical	Pass
2	2777.500	43.24	-10.57	74.0	-30.76	Peak	344.00	150	Vertical	Pass
2**	2777.500	27.37	-10.57	54.0	-26.63	AV	344.00	150	Vertical	Pass
3	4039.000	47.17	-4.73	74.0	-26.83	Peak	126.00	150	Vertical	Pass
3**	4039.000	31.38	-4.73	54.0	-22.62	AV	126.00	150	Vertical	Pass
4	5783.000	94.20	-2.19	--	79.20	Peak	15.00	150	Vertical	N/A
4**	5783.000	86.73	-2.19	--	86.73	AV	15.00	150	Vertical	N/A
5	10894.188	52.18	0.45	74.0	-21.82	Peak	29.00	150	Vertical	Pass
5**	10894.188	34.85	0.45	54.0	-19.15	AV	29.00	150	Vertical	Pass
6	15801.562	56.25	3.06	74.0	-17.75	Peak	248.00	150	Vertical	Pass
6**	15801.562	40.30	3.06	54.0	-13.70	AV	248.00	150	Vertical	Pass

11ac20, Band IV, 1 GHz to 18 GHz, Middle channel, ANT H

No.	Frequency (MHz)	Results (dBuV/m)	Factor (dB)	Limit (dBuV/m)	Over Limit (dB)	Detector	Table (Degree)	Height (cm)	Antenna	Verdict
1	1532.000	37.02	-17.49	74.0	-36.98	Peak	274.00	150	Horizontal	Pass
1**	1532.000	24.01	-17.49	54.0	-29.99	AV	274.00	150	Horizontal	Pass
2	2786.500	43.46	-10.44	74.0	-30.54	Peak	193.00	150	Horizontal	Pass
2**	2786.500	27.15	-10.44	54.0	-26.85	AV	193.00	150	Horizontal	Pass
3	3842.000	47.53	-4.93	74.0	-26.47	Peak	131.00	150	Horizontal	Pass
3**	3842.000	31.20	-4.93	54.0	-22.80	AV	131.00	150	Horizontal	Pass
4	5787.000	102.39	-2.38	--	-222.61	Peak	325.00	150	Horizontal	N/A
4**	5787.000	95.76	-2.38	--	95.76	AV	325.00	150	Horizontal	N/A
5	12232.500	52.72	1.60	74.0	-21.28	Peak	318.00	150	Horizontal	Pass
5**	12232.500	35.46	1.60	54.0	-18.54	AV	318.00	150	Horizontal	Pass
6	15745.125	55.65	1.89	74.0	-18.35	Peak	260.00	150	Horizontal	Pass
6**	15745.125	39.98	1.89	54.0	-14.02	AV	260.00	150	Horizontal	Pass

11ac20, Band IV, 1 GHz to 18 GHz, High channel, ANT V

No.	Frequency (MHz)	Results (dBuV/m)	Factor (dB)	Limit (dBuV/m)	Over Limit (dB)	Detector	Table (Degree)	Height (cm)	Antenna	Verdict
1	1334.000	36.74	-17.47	74.0	-37.26	Peak	0.00	150	Vertical	Pass
1**	1334.000	23.66	-17.47	54.0	-30.34	AV	0.00	150	Vertical	Pass
2	2780.500	42.47	-10.59	74.0	-31.53	Peak	142.00	150	Vertical	Pass
2**	2780.500	26.83	-10.59	54.0	-27.17	AV	142.00	150	Vertical	Pass
3	4278.000	48.36	-4.13	74.0	-25.64	Peak	26.00	150	Vertical	Pass
3**	4278.000	32.98	-4.13	54.0	-21.02	AV	26.00	150	Vertical	Pass
4	5826.000	93.92	-1.96	--	-266.08	Peak	360.00	150	Vertical	N/A
4**	5826.000	85.95	-1.96	--	85.95	AV	360.00	150	Vertical	N/A
5	10889.875	51.50	0.46	74.0	-22.50	Peak	276.00	150	Vertical	Pass
5**	10889.875	35.29	0.46	54.0	-18.71	AV	276.00	150	Vertical	Pass
6	15623.063	56.35	2.59	74.0	-17.65	Peak	22.00	150	Vertical	Pass
6**	15623.063	39.91	2.59	54.0	-14.09	AV	22.00	150	Vertical	Pass

11ac20, Band IV, 1 GHz to 18 GHz, High channel, ANT H

No.	Frequency (MHz)	Results (dBuV/m)	Factor (dB)	Limit (dBuV/m)	Over Limit (dB)	Detector	Table (Degree)	Height (cm)	Antenna	Verdict
1	1548.000	37.11	-17.47	74.0	-36.89	Peak	216.00	150	Horizontal	Pass
1**	1548.000	24.21	-17.47	54.0	-29.79	AV	216.00	150	Horizontal	Pass
2	2753.000	43.11	-10.77	74.0	-30.89	Peak	342.00	150	Horizontal	Pass
2**	2753.000	27.09	-10.77	54.0	-26.91	AV	342.00	150	Horizontal	Pass
3	4167.000	47.53	-4.88	74.0	-26.47	Peak	-1.00	150	Horizontal	Pass
3**	4167.000	31.62	-4.88	54.0	-22.38	AV	-1.00	150	Horizontal	Pass
4	5826.000	101.18	-1.96	--	-100.82	Peak	202.00	150	Horizontal	N/A
4**	5826.000	93.48	-1.96	--	93.48	AV	202.00	150	Horizontal	N/A
5	11906.187	52.20	2.00	74.0	-21.80	Peak	329.00	150	Horizontal	Pass
5**	11906.187	36.39	2.00	54.0	-17.61	AV	329.00	150	Horizontal	Pass
6	15394.688	56.96	1.22	74.0	-17.04	Peak	343.00	150	Horizontal	Pass
6**	15394.688	38.96	1.22	54.0	-15.04	AV	343.00	150	Horizontal	Pass

11ac40, Band IV, 1 GHz to 18 GHz, Low channel, ANT V

No.	Frequency (MHz)	Results (dBuV/m)	Factor (dB)	Limit (dBuV/m)	Over Limit (dB)	Detector	Table (Degree)	Height (cm)	Antenna	Verdict
1	1570.500	37.89	-17.68	74.0	-36.11	Peak	189.00	150	Vertical	Pass
1**	1570.500	24.36	-17.68	54.0	-29.64	AV	189.00	150	Vertical	Pass
2	2769.500	42.86	-10.74	74.0	-31.14	Peak	313.00	150	Vertical	Pass
2**	2769.500	27.48	-10.74	54.0	-26.52	AV	313.00	150	Vertical	Pass
3	4250.000	48.65	-4.64	74.0	-25.35	Peak	263.00	150	Vertical	Pass
3**	4250.000	32.53	-4.64	54.0	-21.47	AV	263.00	150	Vertical	Pass
4	5752.000	90.31	-2.05	--	91.31	Peak	-1.00	150	Vertical	N/A
4**	5752.000	82.81	-2.05	--	82.81	AV	-1.00	150	Vertical	N/A
5	12002.500	52.36	1.48	74.0	-21.64	Peak	238.00	150	Vertical	Pass
5**	12002.500	36.04	1.48	54.0	-17.96	AV	238.00	150	Vertical	Pass
6	15679.500	56.18	2.04	74.0	-17.82	Peak	360.00	150	Vertical	Pass
6**	15679.500	39.35	2.04	54.0	-14.65	AV	360.00	150	Vertical	Pass

11ac40, Band IV, 1 GHz to 18 GHz, Low channel, ANT H

No.	Frequency (MHz)	Results (dBuV/m)	Factor (dB)	Limit (dBuV/m)	Over Limit (dB)	Detector	Table (Degree)	Height (cm)	Antenna	Verdict
1	1322.000	37.44	-17.54	74.0	-36.56	Peak	43.00	150	Horizontal	Pass
1**	1322.000	23.55	-17.54	54.0	-30.45	AV	43.00	150	Horizontal	Pass
2	2826.500	42.79	-10.53	74.0	-31.21	Peak	0.00	150	Horizontal	Pass
2**	2826.500	26.96	-10.53	54.0	-27.04	AV	0.00	150	Horizontal	Pass
3	3807.000	47.70	-5.34	74.0	-26.30	Peak	272.00	150	Horizontal	Pass
3**	3807.000	31.01	-5.34	54.0	-22.99	AV	272.00	150	Horizontal	Pass
4	5762.000	98.45	-1.87	--	-208.55	Peak	307.00	150	Horizontal	N/A
4**	5762.000	91.56	-1.87	--	91.56	AV	307.00	150	Horizontal	N/A
5	12302.937	54.01	1.76	74.0	-19.99	Peak	175.00	150	Horizontal	Pass
5**	12302.937	35.86	1.76	54.0	-18.14	AV	175.00	150	Horizontal	Pass
6	15657.187	55.84	1.65	74.0	-18.16	Peak	298.00	150	Horizontal	Pass
6**	15657.187	38.84	1.65	54.0	-15.16	AV	298.00	150	Horizontal	Pass

11ac40, Band IV, 1 GHz to 18 GHz, High channel, ANT V

No.	Frequency (MHz)	Results (dBuV/m)	Factor (dB)	Limit (dBuV/m)	Over Limit (dB)	Detector	Table (Degree)	Height (cm)	Antenna	Verdict
1	1539.500	36.99	-17.65	74.0	-37.01	Peak	335.00	150	Horizontal	Pass
1**	1539.500	24.31	-17.65	54.0	-29.69	AV	335.00	150	Horizontal	Pass
2	2790.000	43.11	-10.68	74.0	-30.89	Peak	101.00	150	Horizontal	Pass
2**	2790.000	27.30	-10.68	54.0	-26.70	AV	101.00	150	Horizontal	Pass
3	4046.000	47.29	-4.74	74.0	-26.71	Peak	91.00	150	Horizontal	Pass
3**	4046.000	31.38	-4.74	54.0	-22.62	AV	91.00	150	Horizontal	Pass
4	5793.000	97.93	-2.59	--	-125.07	Peak	223.00	150	Horizontal	N/A
4**	5793.000	90.86	-2.59	--	90.86	AV	223.00	150	Horizontal	N/A
5	11946.438	52.45	1.61	74.0	-21.55	Peak	333.00	150	Horizontal	Pass
5**	11946.438	36.28	1.61	54.0	-17.72	AV	333.00	150	Horizontal	Pass
6	15795.000	55.73	2.87	74.0	-18.27	Peak	45.00	150	Horizontal	Pass
6**	15795.000	40.35	2.87	54.0	-13.65	AV	45.00	150	Horizontal	Pass

11ac40, Band IV, 1 GHz to 18 GHz, High channel, ANT H

No.	Frequency (MHz)	Results (dBuV/m)	Factor (dB)	Limit (dBuV/m)	Over Limit (dB)	Detector	Table (Degree)	Height (cm)	Antenna	Verdict
1	1372.000	36.89	-17.28	74.0	-37.11	Peak	145.00	150	Vertical	Pass
1**	1372.000	24.70	-17.28	54.0	-29.30	AV	145.00	150	Vertical	Pass
2	2788.500	43.18	-10.56	74.0	-30.82	Peak	317.00	150	Vertical	Pass
2**	2788.500	27.32	-10.56	54.0	-26.68	AV	317.00	150	Vertical	Pass
3	4024.000	46.89	-4.75	74.0	-27.11	Peak	99.00	150	Vertical	Pass
3**	4024.000	31.78	-4.75	54.0	-22.22	AV	99.00	150	Vertical	Pass
4	5797.000	90.85	-2.62	--	-262.15	Peak	353.00	150	Vertical	N/A
4**	5797.000	82.68	-2.62	--	82.68	AV	353.00	150	Vertical	N/A
5	11953.625	52.68	1.36	74.0	-21.32	Peak	361.00	150	Vertical	Pass
5**	11953.625	35.73	1.36	54.0	-18.27	AV	361.00	150	Vertical	Pass
6	15795.000	55.89	2.87	74.0	-18.11	Peak	136.00	150	Vertical	Pass
6**	15795.000	40.17	2.87	54.0	-13.83	AV	136.00	150	Vertical	Pass

11ac80, Band IV, 1 GHz to 18 GHz, Middle channel, ANT V

No.	Frequency (MHz)	Results (dBuV/m)	Factor (dB)	Limit (dBuV/m)	Over Limit (dB)	Detector	Table (Degree)	Height (cm)	Antenna	Verdict
1	1331.500	36.82	-17.50	74.0	-37.18	Peak	229.00	150	Vertical	Pass
1**	1331.500	23.91	-17.50	54.0	-30.09	AV	229.00	150	Vertical	Pass
2	2773.500	43.37	-10.63	74.0	-30.63	Peak	291.00	150	Vertical	Pass
2**	2773.500	26.84	-10.63	54.0	-27.16	AV	291.00	150	Vertical	Pass
3	4168.000	48.29	-4.93	74.0	-25.71	Peak	12.00	150	Vertical	Pass
3**	4168.000	31.61	-4.93	54.0	-22.39	AV	12.00	150	Vertical	Pass
4	5768.000	85.92	-1.88	--	-275.08	Peak	361.00	150	Vertical	N/A
4**	5768.000	78.12	-1.88	--	78.12	AV	361.00	150	Vertical	N/A
5	12265.562	52.47	1.51	74.0	-21.53	Peak	286.00	150	Vertical	Pass
5**	12265.562	36.50	1.51	54.0	-17.50	AV	286.00	150	Vertical	Pass
6	15569.250	55.48	2.61	74.0	-18.52	Peak	166.00	150	Vertical	Pass
6**	15569.250	39.94	2.61	54.0	-14.06	AV	166.00	150	Vertical	Pass

11ac80, Band IV, 1 GHz to 18 GHz, Middle channel, ANT H

No.	Frequency (MHz)	Results (dBuV/m)	Factor (dB)	Limit (dBuV/m)	Over Limit (dB)	Detector	Table (Degree)	Height (cm)	Antenna	Verdict
1	1513.000	37.23	-17.70	74.0	-36.77	Peak	61.00	150	Horizontal	Pass
1**	1513.000	23.42	-17.70	54.0	-30.58	AV	61.00	150	Horizontal	Pass
2	2759.500	42.55	-10.79	74.0	-31.45	Peak	361.00	150	Horizontal	Pass
2**	2759.500	27.14	-10.79	54.0	-26.86	AV	361.00	150	Horizontal	Pass
3	4227.000	48.52	-4.58	74.0	-25.48	Peak	207.00	150	Horizontal	Pass
3**	4227.000	33.03	-4.58	54.0	-20.97	AV	207.00	150	Horizontal	Pass
4	5768.000	94.61	-1.88	--	-139.39	Peak	234.00	150	Horizontal	N/A
4**	5768.000	85.88	-1.88	--	85.88	AV	234.00	150	Horizontal	N/A
5	10885.562	51.90	0.38	74.0	-22.10	Peak	168.00	150	Horizontal	Pass
5**	10885.562	35.64	0.38	54.0	-18.36	AV	168.00	150	Horizontal	Pass
6	15624.375	56.74	2.57	74.0	-17.26	Peak	338.00	150	Horizontal	Pass
6**	15624.375	40.61	2.57	54.0	-13.39	AV	338.00	150	Horizontal	Pass

A.6.2 Band Edge (Restricted-band)

Test Band	Mode	Channel	Verdict
Band I	802.11a	Low	Pass
		High	Pass
	802.11n(HT20)	Low	Pass
		High	Pass
	802.11n(HT40)	Low	Pass
		High	Pass
	802.11ac(VHT20)	Low	Pass
		High	Pass
	802.11ac(VHT40)	Low	Pass
		High	Pass
	802.11ac(VHT80)	Middle	Pass
Band II	802.11a	Low	Pass
		High	Pass
	802.11n(HT20)	Low	Pass
		High	Pass
	802.11n(HT40)	Low	Pass
		High	Pass
	802.11ac(VHT20)	Low	Pass
		High	Pass
	802.11ac(VHT40)	Low	Pass
		High	Pass
	802.11ac(VHT80)	Middle	Pass
Band III	802.11a	Low	Pass
		High	Pass
	802.11n(HT20)	Low	Pass
		High	Pass
	802.11n(HT40)	Low	Pass
		High	Pass
	802.11ac(VHT20)	Low	Pass
		High	Pass
	802.11ac(VHT40)	Low	Pass
		High	Pass
	802.11ac(VHT80)	Low	Pass
		High	Pass
Band IV	802.11a	Low	Pass
		High	Pass
	802.11n(HT20)	Low	Pass
		High	Pass
	802.11n(HT40)	Low	Pass
		High	Pass
	802.11ac(VHT20)	Low	Pass
		High	Pass
	802.11ac(VHT40)	Low	Pass
		High	Pass
	802.11ac(VHT80)	Middle	Pass

Test Plots

Band I 11a CH36 Peak

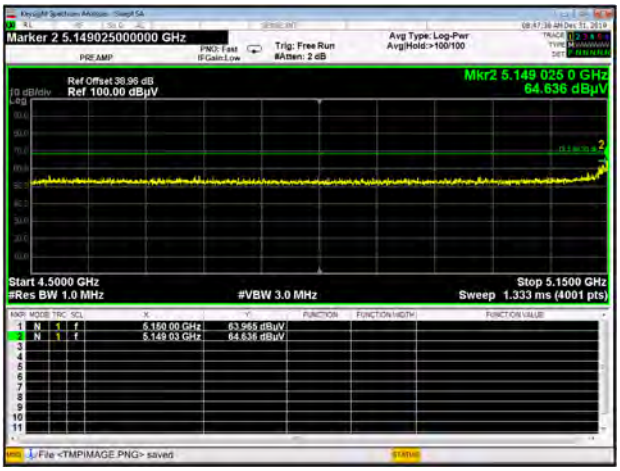

Band I 11a CH36 AV

Band I 11a CH48 Peak

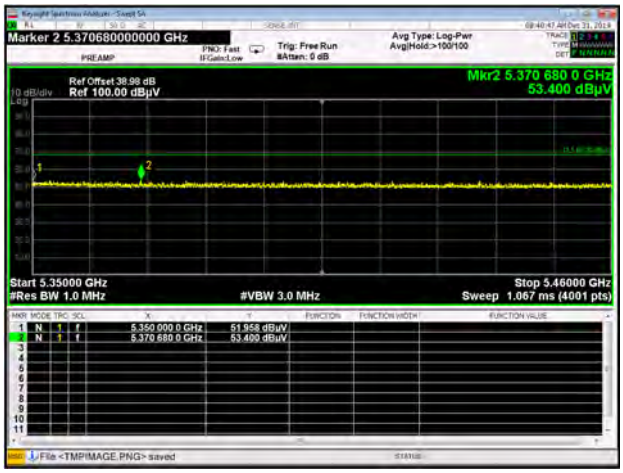

Band I 11n20 CH36 Peak

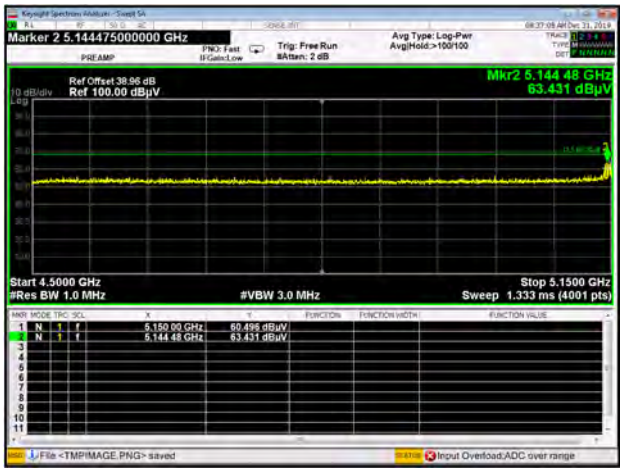

Band I 11n20 CH36 AV

Band I 11n20 CH48 Peak

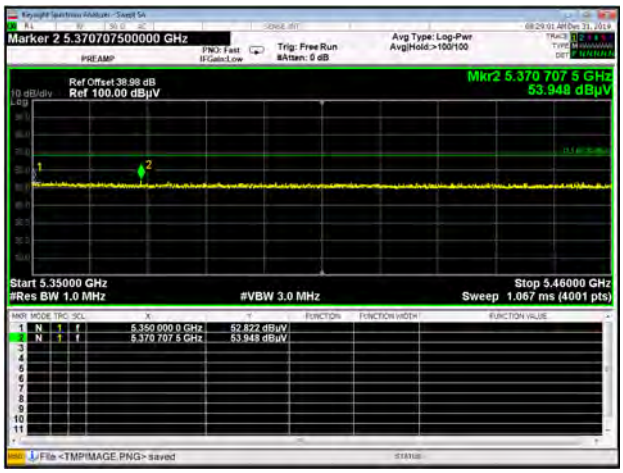

Band I 11n40 CH38 Peak

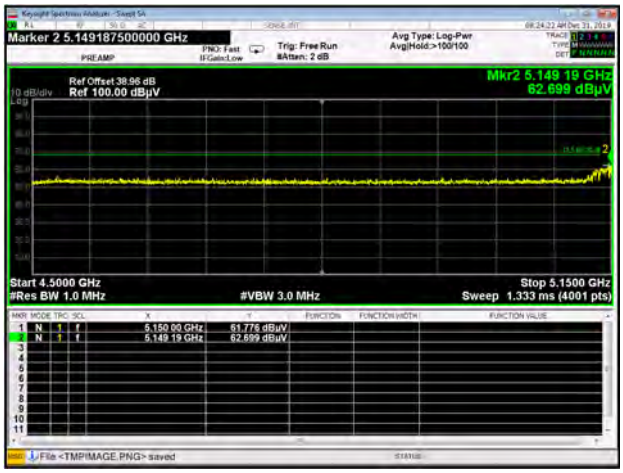

Band I 11n40 CH38 AV

Band I 11n40 CH46 Peak

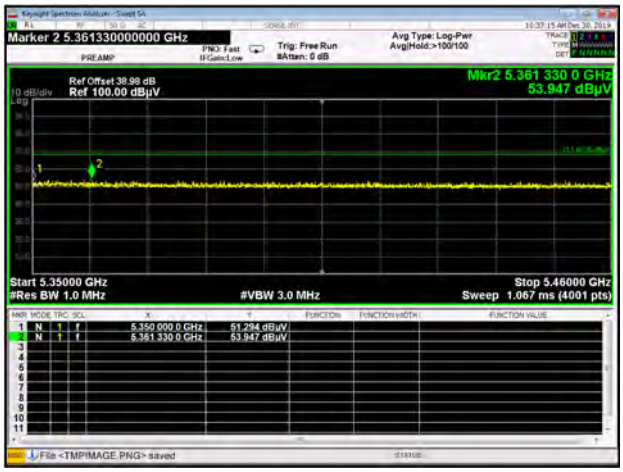

Band I 11ac20 CH36 Peak

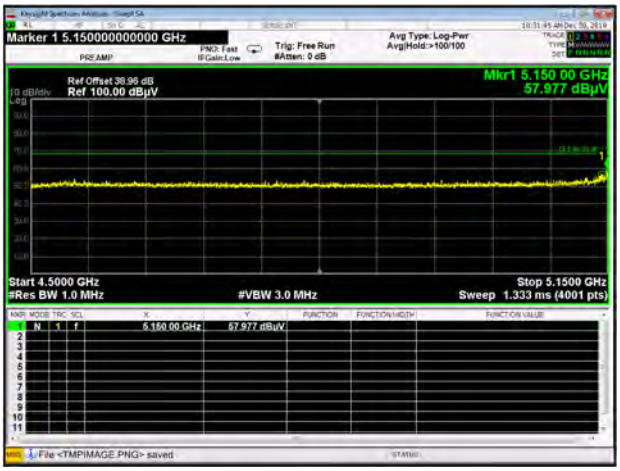

Band I 11ac20 CH36 AV

Band I 11ac20 CH48 Peak

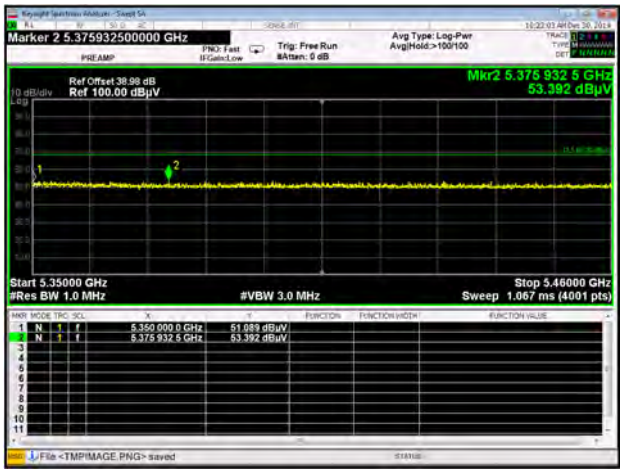

Band I 11ac40 CH38 Peak

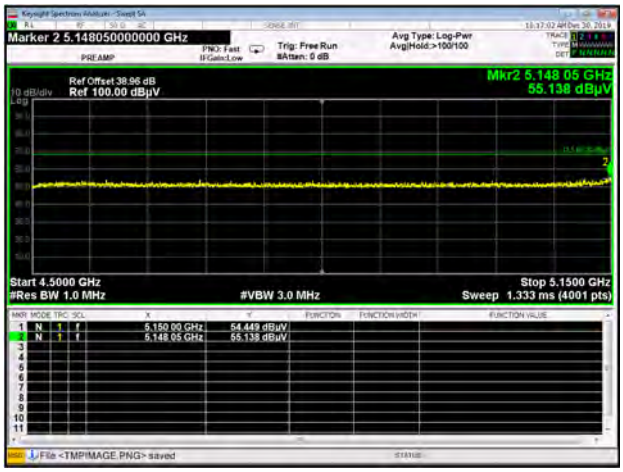

Band I 11ac40 CH38 AV

Band I 11ac40 CH46 Peak

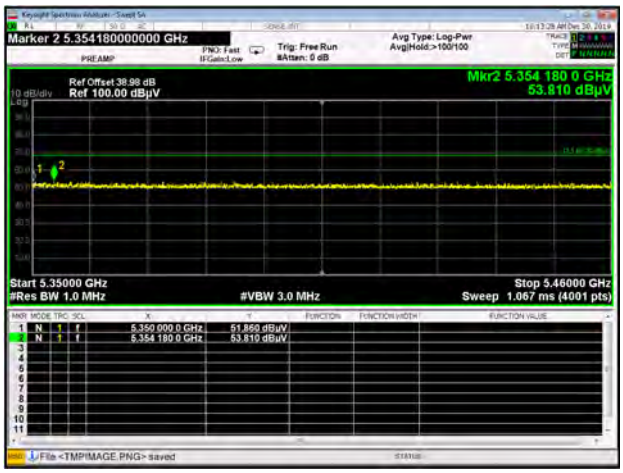

Band I 11ac80 CH42 Peak

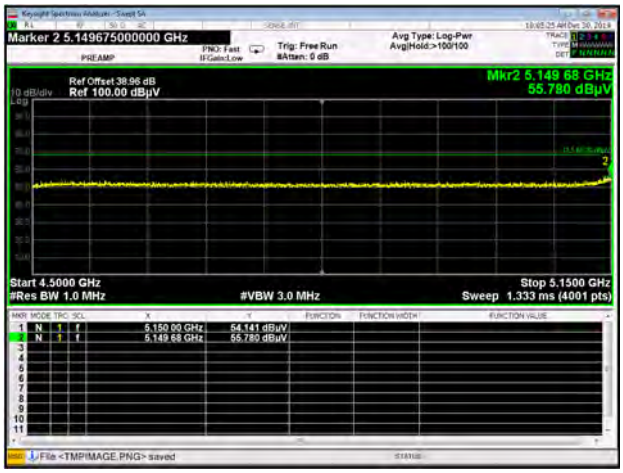

Band I 11ac80 CH42 AV

Band I 11ac80 CH42 Peak

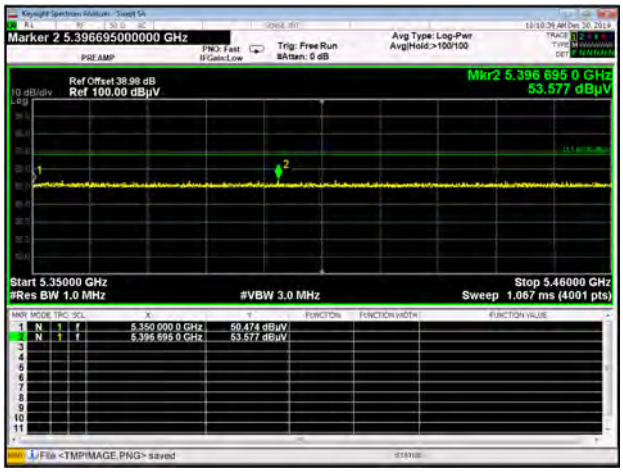

Band II 11a CH52 Peak

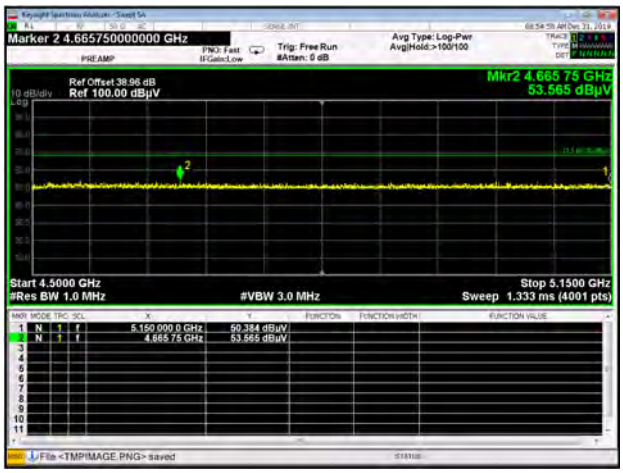

Band II 11a CH64 Peak

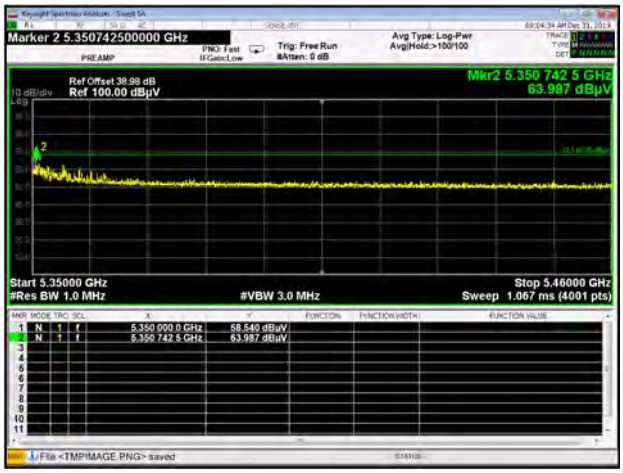

Band II 11a CH64 AV

Band II 11n20 CH52 Peak

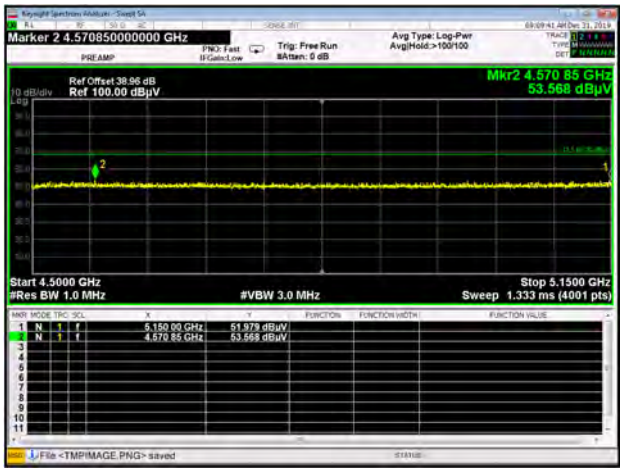

Band II 11n20 CH64 Peak

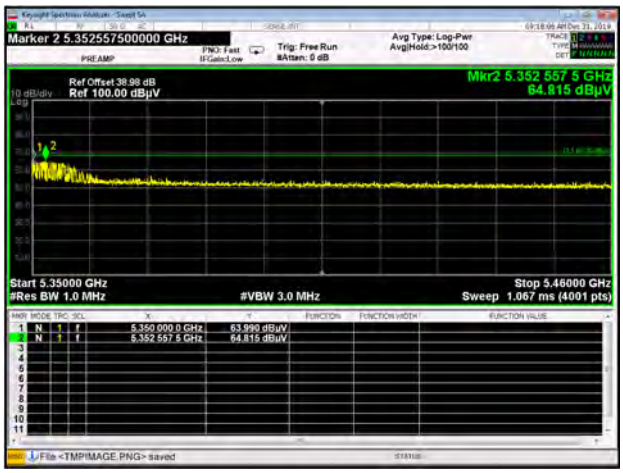

Band II 11n20 CH64 AV

Band II 11n40 CH54 Peak

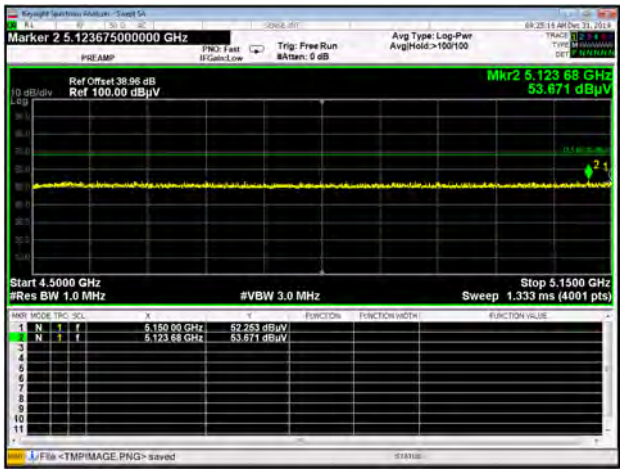

Band II 11n40 CH62 Peak

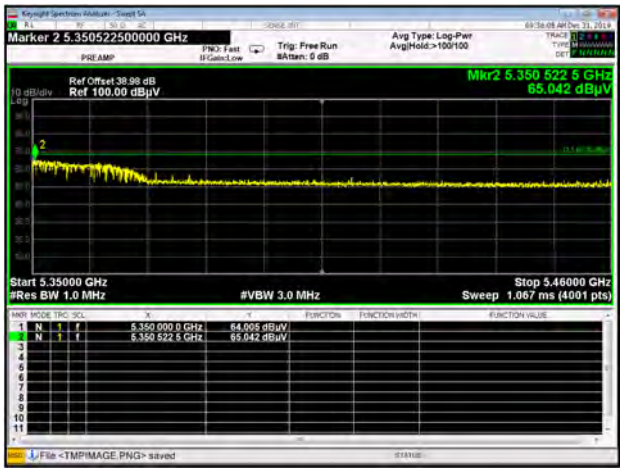

Band II 11n40 CH62 AV

Band II 11ac20 CH52 Peak

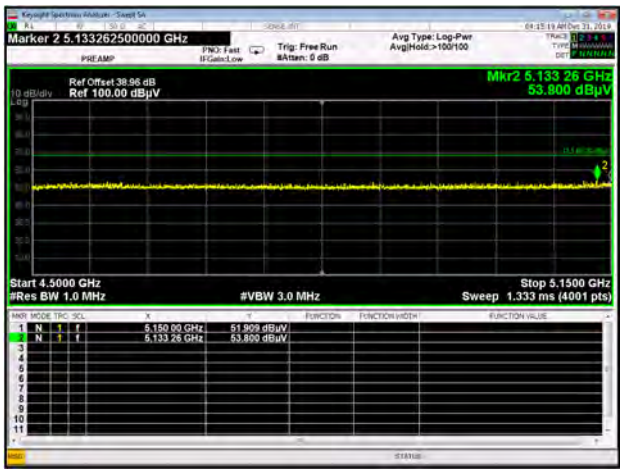

Band II 11ac20 CH64 Peak

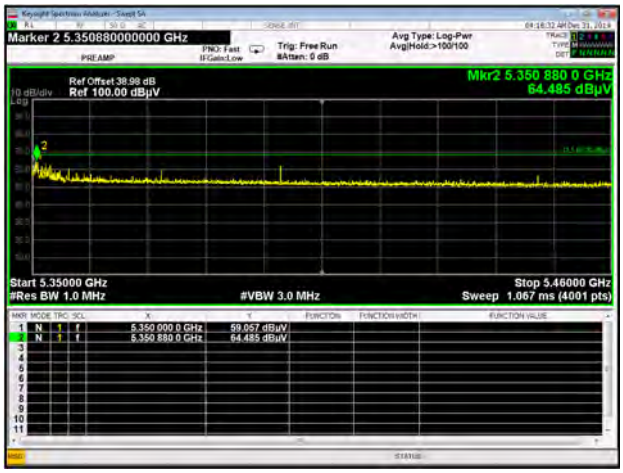

Band II 11ac20 CH64 AV

Band II 11ac40 CH54 Peak

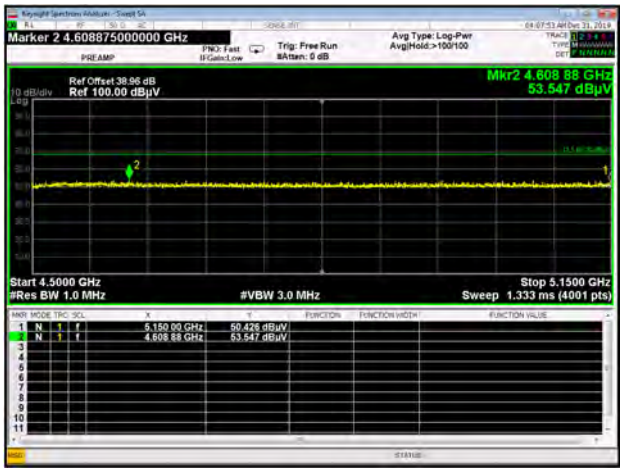

Band II 11ac40 CH62 Peak

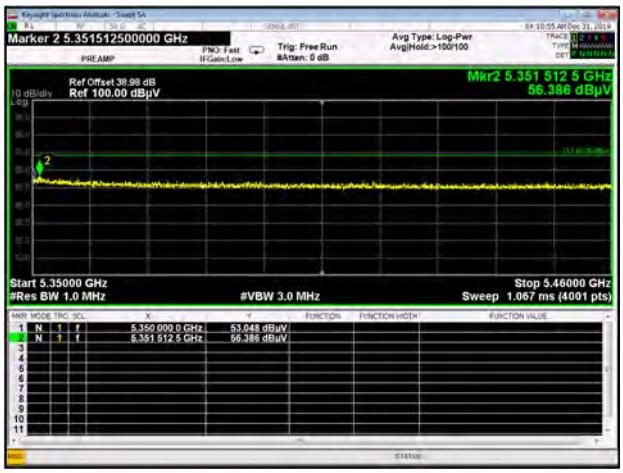

Band II 11ac40 CH62 AV

Band II 11ac80 CH58 Peak

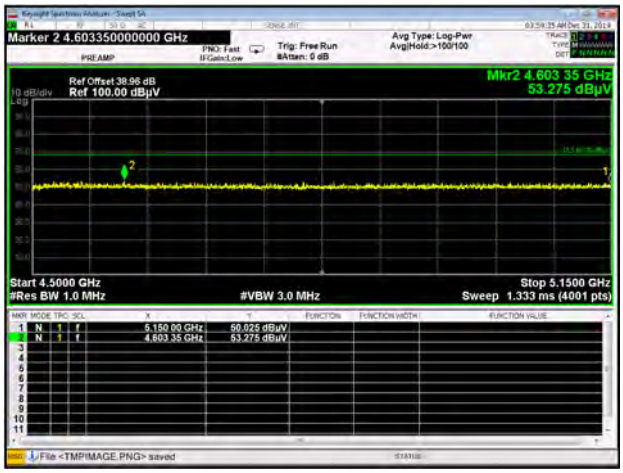

Band II 11ac80 CH58 Peak

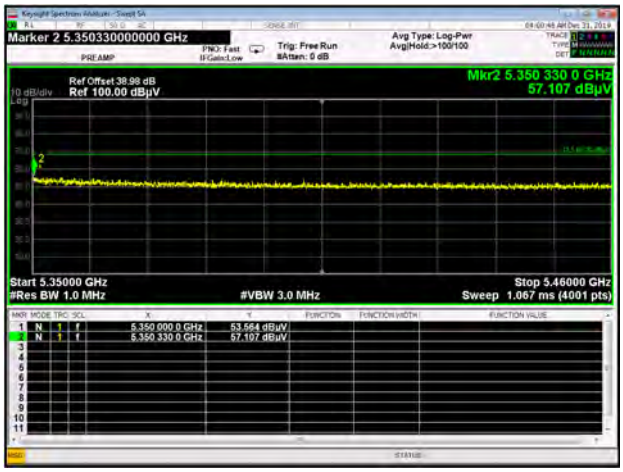

Band II 11ac80 CH58 AV

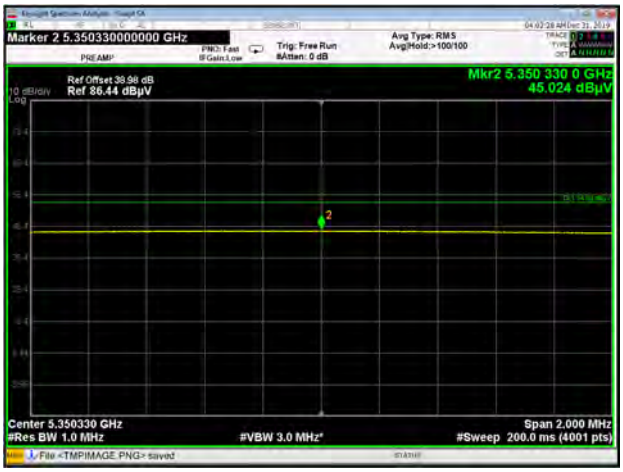

Band III 11a CH100 Peak

Band III 11a CH100 AV

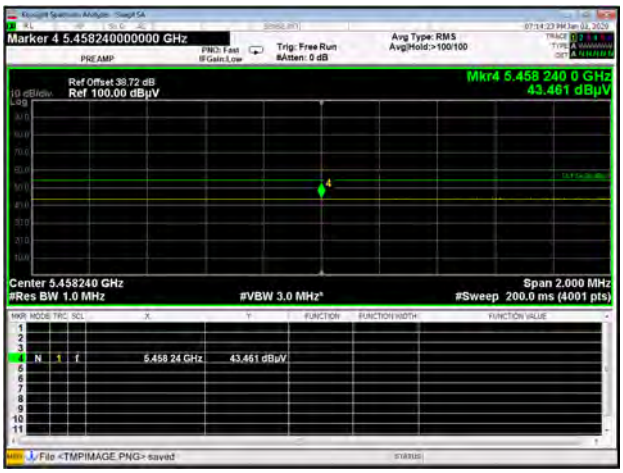

Band III 11a CH140 Peak

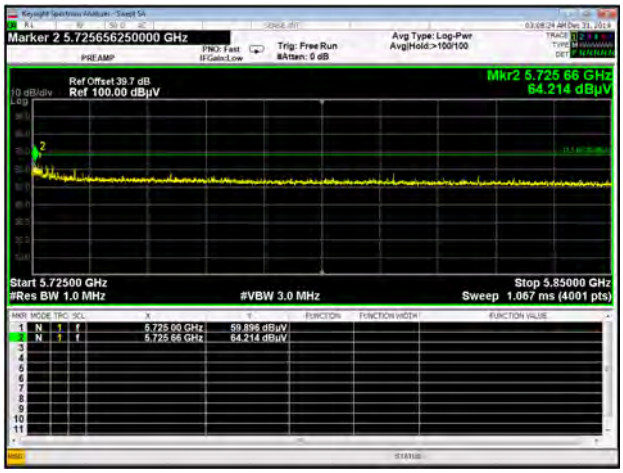

Band III 11n20 CH100 Peak

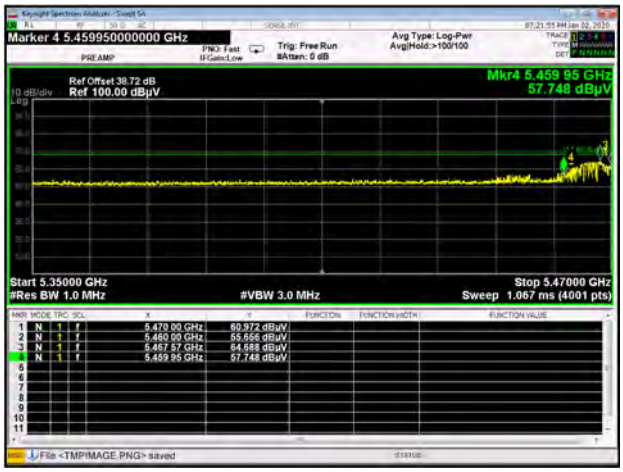

Band III 11n20 CH100 AV

Band III 11n20 CH140 Peak

Band III 11n40 CH102 Peak

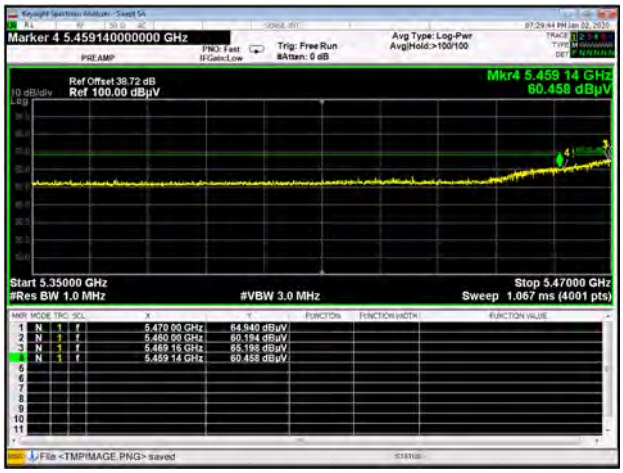

Band III 11n40 CH102 AV

Band III 11n40 CH134 Peak

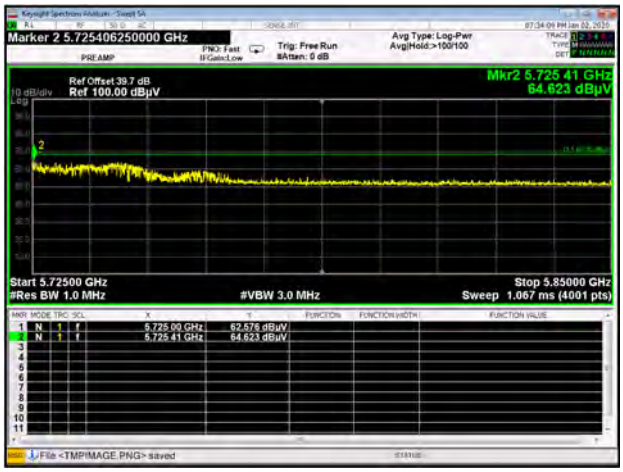

Band III 11ac20 CH100 Peak

Band III 11ac20 CH100 AC

Band III 11ac20 CH140 Peak

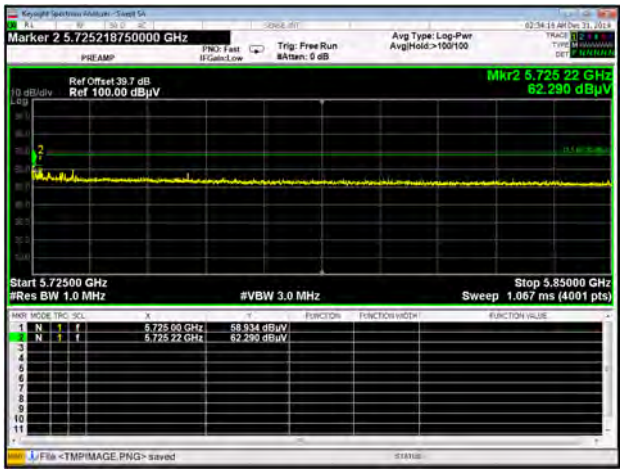

Band III 11ac40 CH102 Peak

Band III 11ac40 CH102 AV

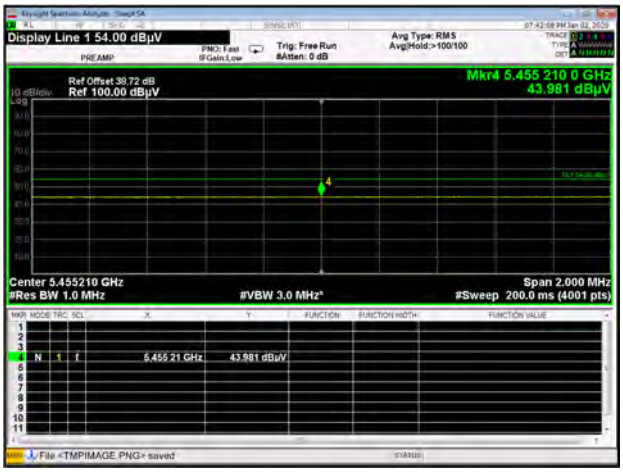

Band III 11ac40 CH134 Peak

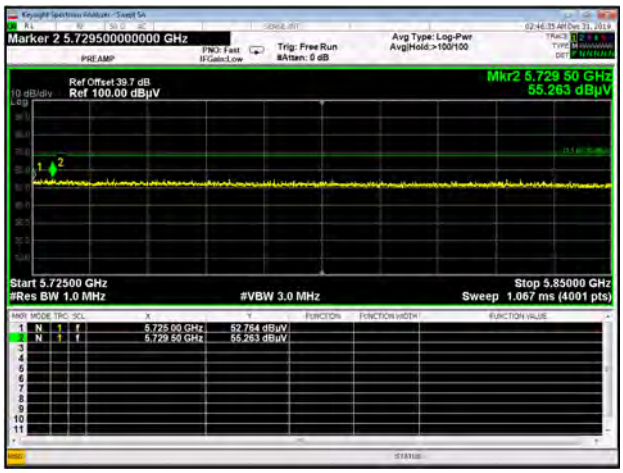

Band III 11ac80 CH106 Peak

Band III 11ac80 CH106 AV

Band III 11ac80 CH122 Peak

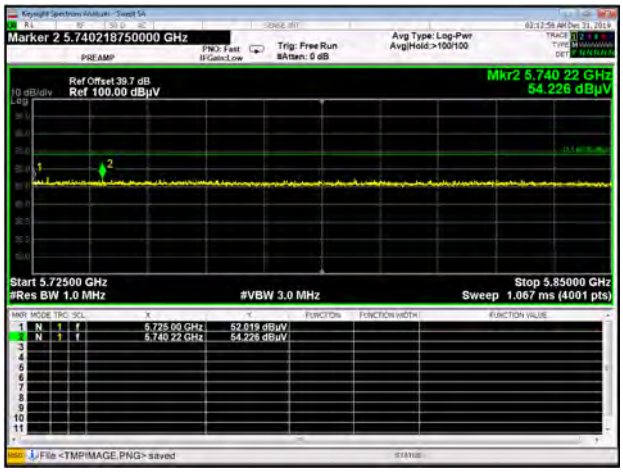

Band IV 11a CH149 Peak

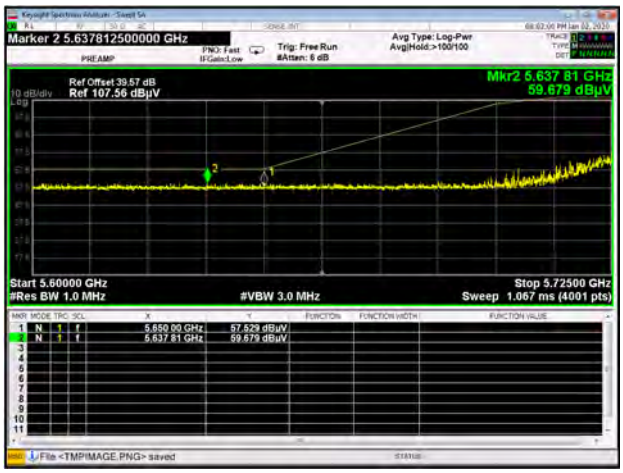

Band IV 11a CH165 Peak

Band IV 11n20 CH149 Peak

Band IV 11n20 CH165 Peak

Band IV 11n40 CH151 Peak

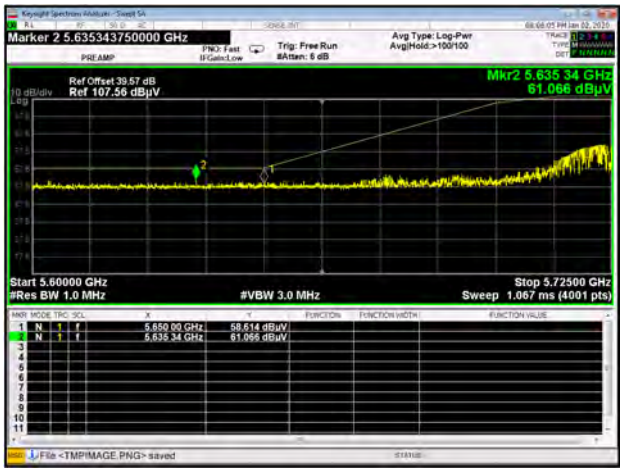

Band IV 11n40 CH159 Peak

Band IV 11ac20 CH149 Peak

Band IV 11ac20 CH165 Peak

Band IV 11ac40 CH151 Peak

Band IV 11ac40 CH159 Peak

Band IV 11ac80 CH155 Peak

Band IV 11ac80 CH155 Peak

ANNEX B TEST SETUP PHOTOS

Please refer the document “BL-SZ19C0360-AR.PDF”.

ANNEX C EUT EXTERNAL PHOTOS

Please refer the document “BL-SZ19C0360-AW.PDF”.

ANNEX D EUT INTERNAL PHOTOS

Please refer the document “BL-SZ19C0360-AI.PDF”.

--END OF REPORT--